

ADDITIONAL FRONT ELEVATIONS



ELEVATION C



ELEVATION D



ELEVATION E



ELEVATION A



ELEVATION B

Scan for more photos and
information! →



THE DAHLIA TOWNHOME

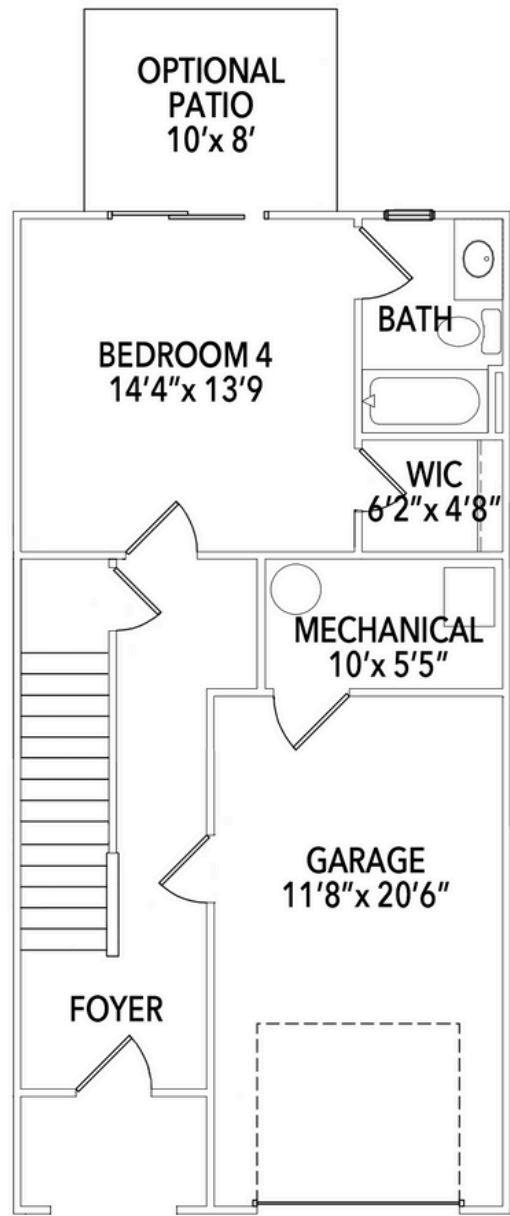
2,095 FT² | 4 BEDROOMS
2.5 BATHS | 1-CAR GARAGE

THE DAHLIA

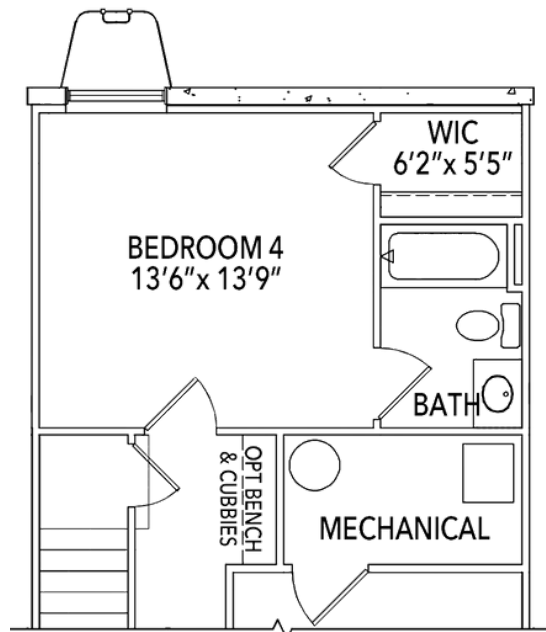
4 BEDROOMS | 2.5 BATHS

2,095 FT² | 1-CAR GARAGE

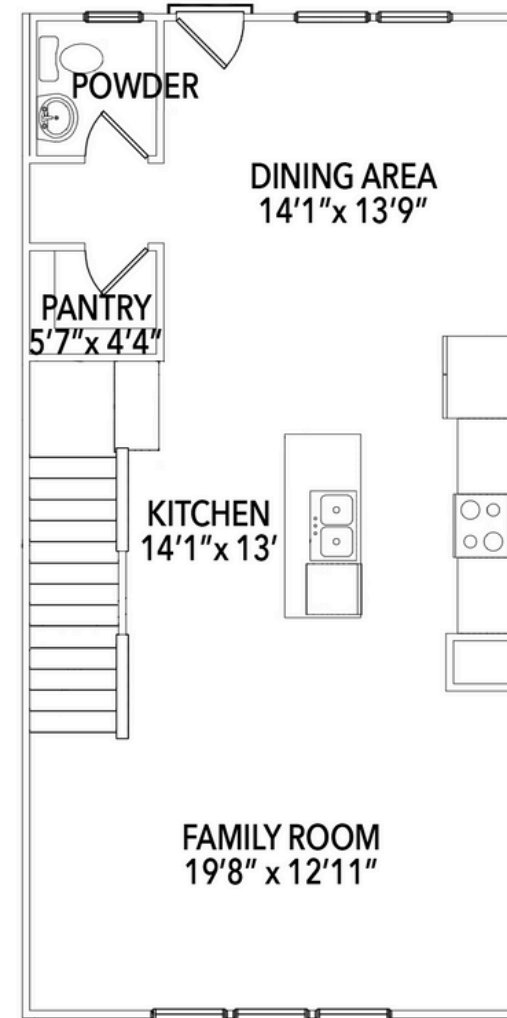
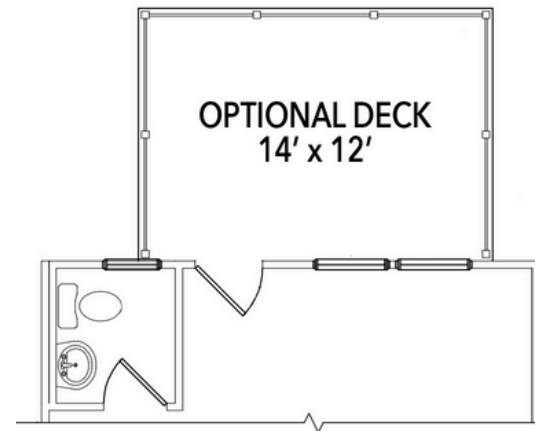
Please see Sales Manager for a full list of Structural Options.



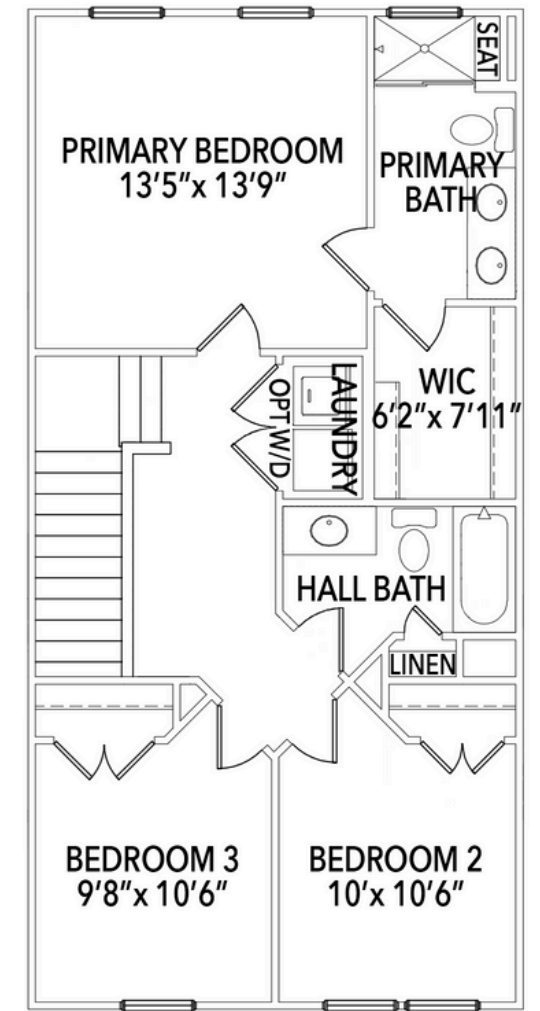
LOWER LEVEL



LOWER LEVEL WITH
INGROUND CONDITION



MAIN LEVEL



UPPER LEVEL



EQUAL HOUSING OPPORTUNITY. Renderings are artist's concept only and elevation illustrations may include optional features. It is recommended that the architectural blueprints be reviewed for clarification of features. Window sizes, window locations, and room sizes vary per elevation and all dimensions are approximate. Actual product and specifications may vary in dimension or detail from these drawings and are subject to change without notice. Standard features vary by community and some features may not be available at all communities. Please consult a Neighborhood Sales Manager for more detailed specifications. Floorplan images are for illustrative purposes only and are not part of a legal contract.

[GREENWOODHOMES.COM](https://greenwoodhomes.com) | GETSTARTED@GREENWOODHOMES.COM

