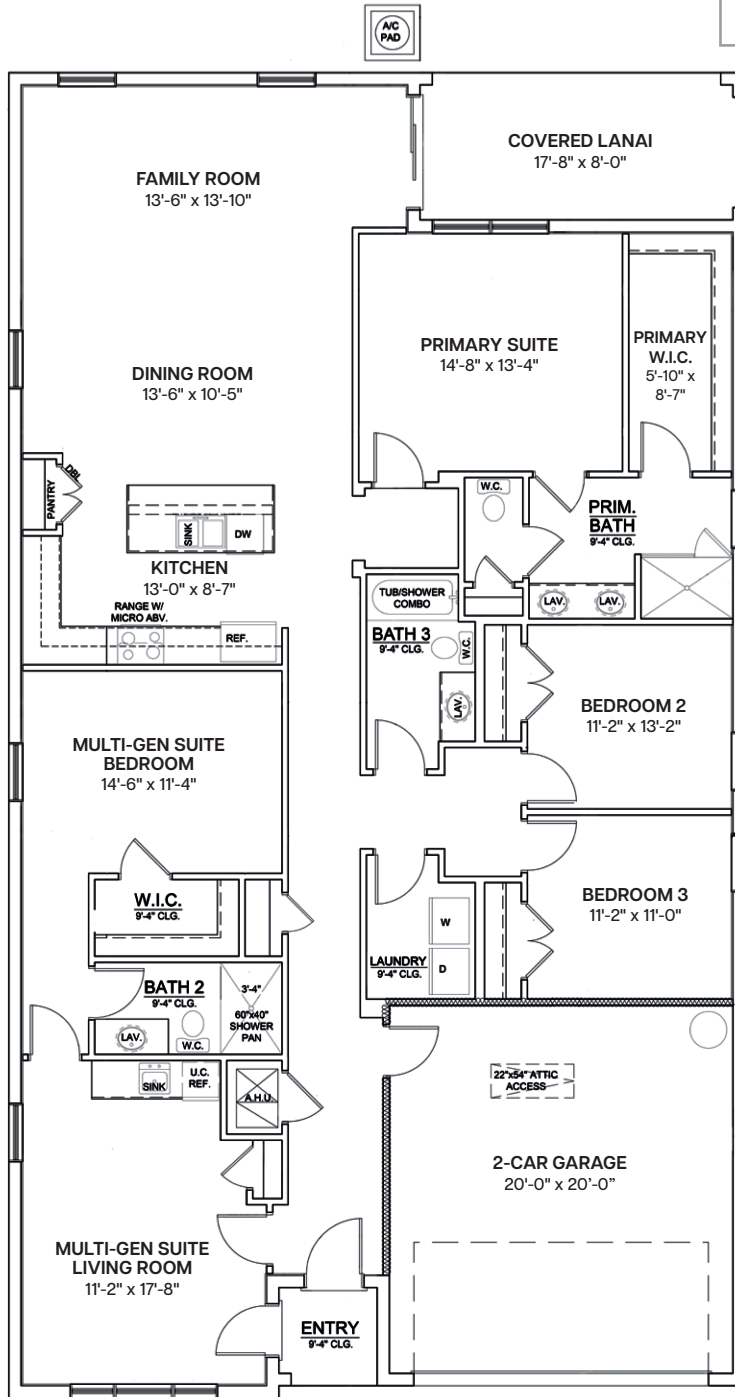


Floor Plan*

SQUARE FOOTAGE – BASE PLAN

A/C Living.....	2,290 sf
2-Car Garage.....	403 sf
Covered Lanai.....	141 sf
Entry Porch.....	28 sf
Total Under Roof	2,862 sf



BASE FLOOR PLAN

***PRELIMINARY FLOOR PLAN FOR PLANNING PURPOSES ONLY:**

This preliminary floor plan is provided as an early preview of the home design. Room dimensions, features, specifications, square footage, and layout details are approximate and may not reflect the final construction documents. All information shown is subject to change without notice and should not be relied upon as a representation of the final home.

Exterior Elevations

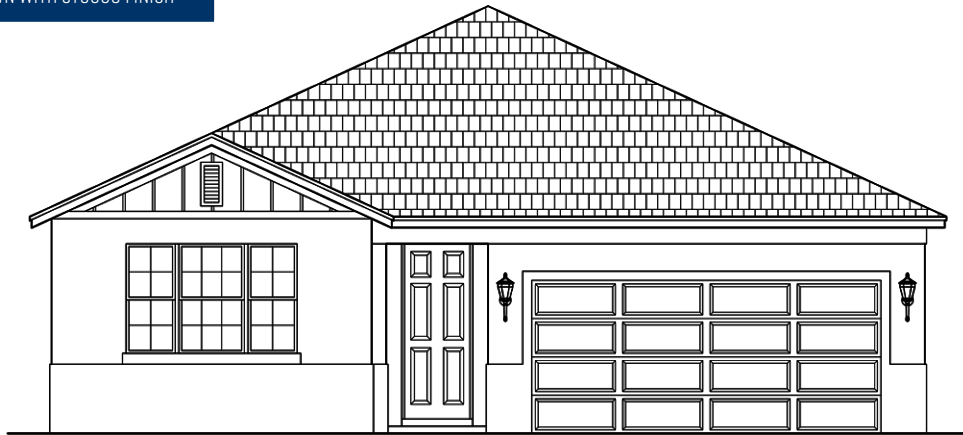
ELEVATION
01

SHOWN WITH STUCCO FINISH



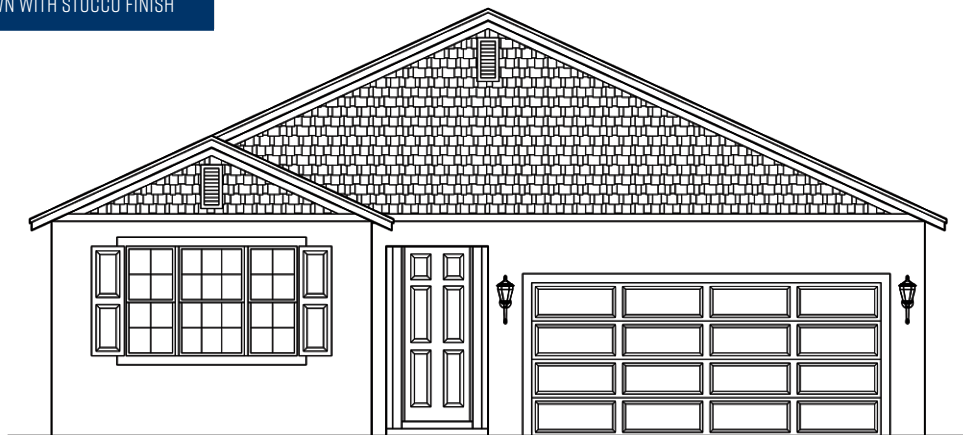
ELEVATION
02

SHOWN WITH STUCCO FINISH



ELEVATION
03

SHOWN WITH STUCCO FINISH



*PRELIMINARY EXTERIOR ELEVATIONS FOR PLANNING PURPOSES ONLY:

These exterior elevations are provided as an early preview of the home design and may contain information not reflected in the final version. Dimensions, features, specifications, and layout details are subject to change without notice and should not be relied upon as a representation of the final home. CGC#1507971. Copyright ©2026 Trinity Family Builders. All rights reserved.

*See full disclaimer at bottom of preceding page.