

Washington Depends on Trade with Canada and Mexico



Supporting Jobs

277,100

Washington jobs supported by U.S. trade (exports and imports) with Canada and Mexico in 2017

Opening Markets

\$12.4 B

Washington goods and services exports to Canada and Mexico in 2017

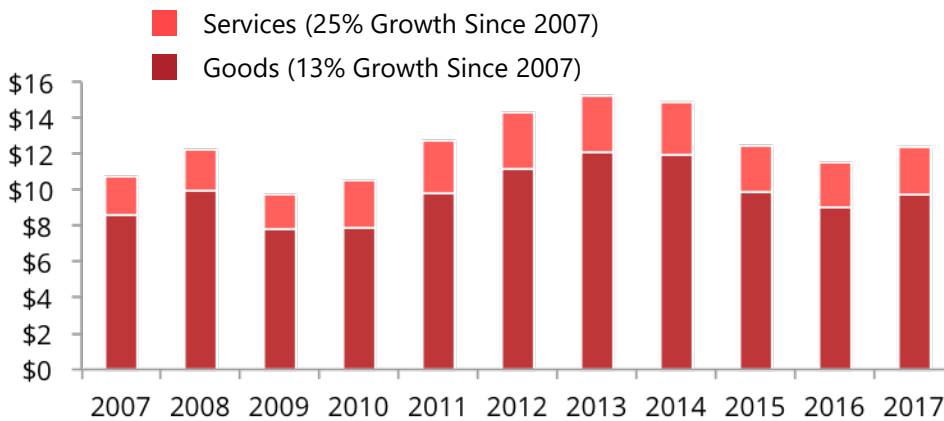
Adding Value

84%

Share of Washington imports from Canada and Mexico used as inputs by U.S. producers in 2017

Boosting Goods & Services Exports

Washington Exports to Canada and Mexico, Billion Dollars



Services

\$2.7 Billion in 2017



Goods

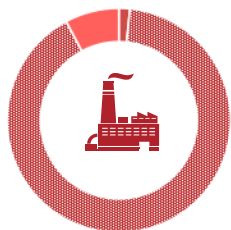
\$9.7 Billion in 2017

Sustaining Industry Growth

Share of Washington Exports Globally to Canada and Mexico for Select Sectors, 2017

Iron, Steel & Ferroalloys

- Mexico
- Canada
- Rest of World



92%

(\$177 million)

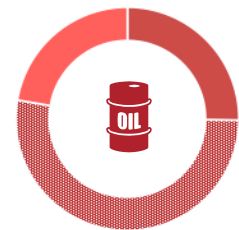
Motor Vehicle Bodies & Trailers



92%

(\$48 million)

Petroleum & Coal Products



78%

(\$1.4 billion)

