

Texas Depends on Trade with Canada and Mexico



Supporting Jobs

948,900

Texas jobs supported by U.S. trade (exports and imports) with Canada and Mexico in 2017

Opening Markets

\$127.0 B

Texas goods and services exports to Canada and Mexico in 2017

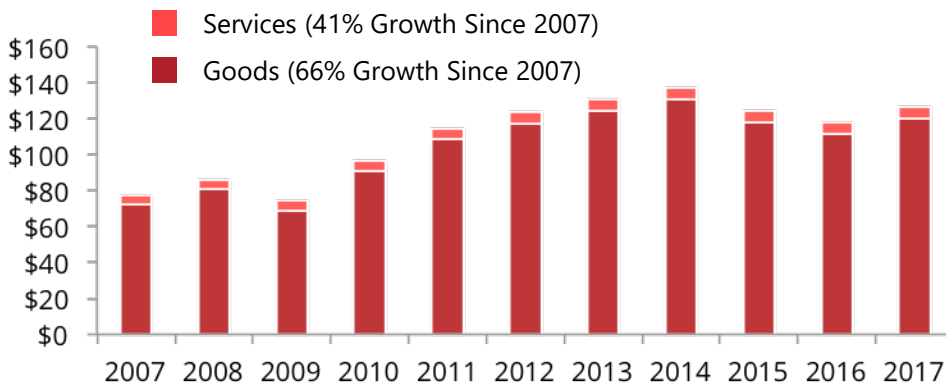
Adding Value

72%

Share of Texas imports from Canada and Mexico used as inputs by U.S. producers in 2017

Boosting Goods & Services Exports

Texas Exports to Canada and Mexico, Billion Dollars



Services

\$6.9 Billion in 2017



Goods

\$120.1 Billion in 2017

Sustaining Industry Growth

Share of Texas Exports Globally to Canada and Mexico for Select Sectors, 2017

Motor Vehicle Parts


- Mexico
- ▨ Canada
- Rest of World



90%

(\$8.4 billion)

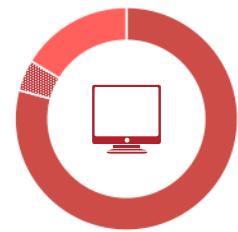
Plastics Products



88%

(\$3.0 billion)

Computer Equipment



84%

(\$13.0 billion)

