

Tennessee Depends on Trade with Canada and Mexico



Supporting Jobs

248,700

Tennessee jobs supported by U.S. trade (exports and imports) with Canada and Mexico in 2017

Opening Markets

\$15.2 B

Tennessee goods and services exports to Canada and Mexico in 2017

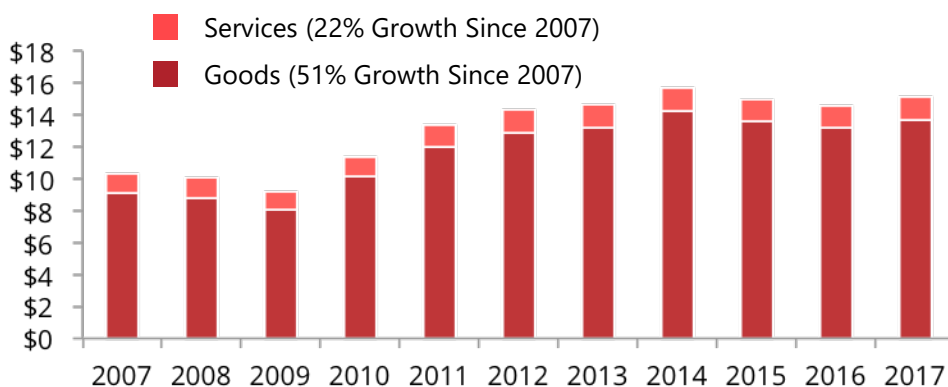
Adding Value

80%

Share of Tennessee imports from Canada and Mexico used as inputs by U.S. producers in 2017

Boosting Goods & Services Exports

Tennessee Exports to Canada and Mexico, Billion Dollars



Services

\$1.5 Billion in 2017

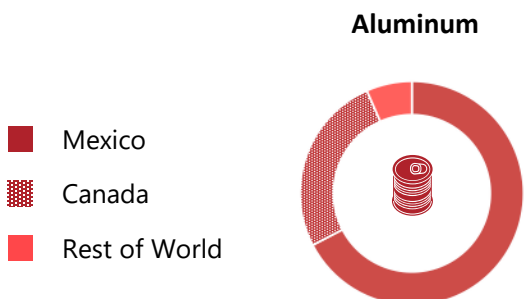


Goods

\$13.7 Billion in 2017

Sustaining Industry Growth


Share of Tennessee Exports Globally to Canada and Mexico for Select Sectors, 2017



93%

(\$231 million)

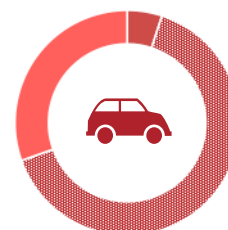
Iron, Steel & Ferroalloys



83%

(\$125 million)

Motor Vehicles



70%

(\$2.0 billion)



For general information and inquiries, contact Paul DeLaney: pdelaney@brt.org