

Oregon Depends on Trade with Canada and Mexico



Supporting Jobs

154,200

Oregon jobs supported by U.S. trade (exports and imports) with Canada and Mexico in 2017

Opening Markets

\$3.6 B

Oregon goods and services exports to Canada and Mexico in 2017

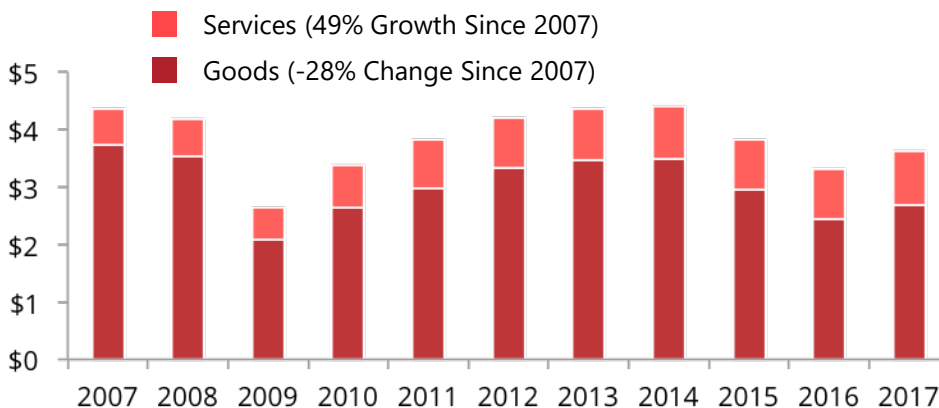
Adding Value

80%

Share of Oregon imports from Canada and Mexico used as inputs by U.S. producers in 2017

Boosting Goods & Services Exports

Oregon Exports to Canada and Mexico, Billion Dollars



Services

\$936 Million in 2017



Goods

\$2.7 Billion in 2017

Sustaining Industry Growth

Share of Oregon Exports Globally to Canada and Mexico for Select Sectors, 2017

Lime & Gypsum Products


- Mexico
- Canada
- Rest of World



100%

(\$23 million)

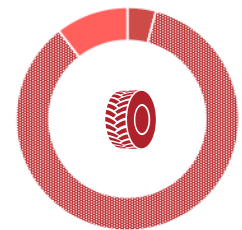
Iron, Steel & Ferroalloys



98%

(\$169 million)

Rubber Products



89%

(\$51 million)

