

Ohio Depends on Trade with Canada and Mexico



Supporting Jobs

428,400

Ohio jobs supported by U.S. trade (exports and imports) with Canada and Mexico in 2017

Opening Markets

\$26.8 B

Ohio goods and services exports to Canada and Mexico in 2017

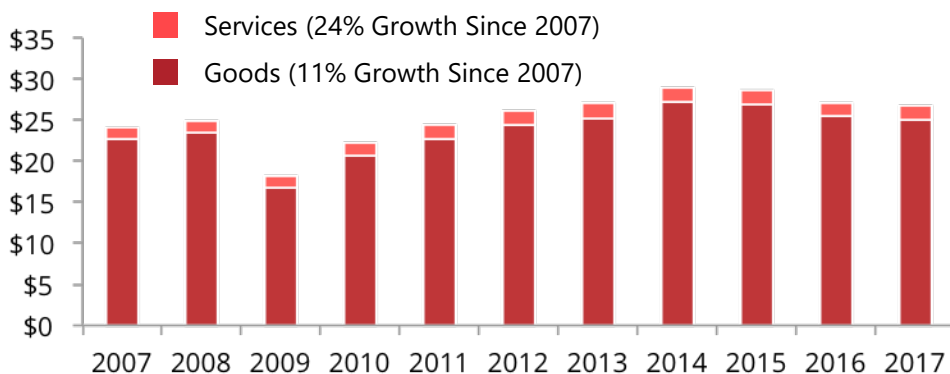
Adding Value

85%

Share of Ohio imports from Canada and Mexico used as inputs by U.S. producers in 2017

Boosting Goods & Services Exports

Ohio Exports to Canada and Mexico, Billion Dollars



Services

\$1.7 Billion in 2017



Goods


\$25.1 Billion in 2017

Sustaining Industry Growth

Share of Ohio Exports Globally to Canada and Mexico for Select Sectors, 2017

Iron, Steel & Ferroalloys

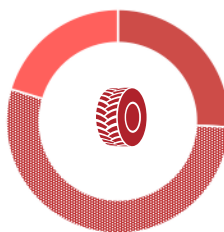
- Mexico
- Canada
- Rest of World



88%

(\$1.2 billion)

Rubber Products



80%

(\$749 million)

Motor Vehicle Parts



75%

(\$3.8 billion)



For general information and inquiries, contact Paul DeLaney: pdelaney@brt.org