

New Jersey Depends on Trade with Canada and Mexico



Supporting Jobs

348,700

New Jersey jobs supported by U.S. trade (exports and imports) with Canada and Mexico in 2017

Opening Markets

\$12.0 B

New Jersey goods and services exports to Canada and Mexico in 2017

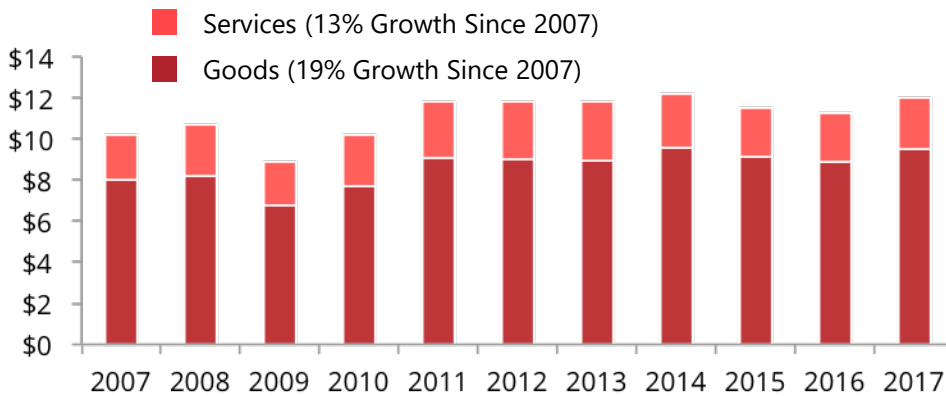
Adding Value

61%

Share of New Jersey imports from Canada and Mexico used as inputs by U.S. producers in 2017

Boosting Goods & Services Exports

New Jersey Exports to Canada and Mexico, Billion Dollars



Services

\$2.5 Billion in 2017



Goods


\$9.5 Billion in 2017

Sustaining Industry Growth

Share of New Jersey Exports Globally to Canada and Mexico for Select Sectors, 2017

Pesticides & Fertilizers

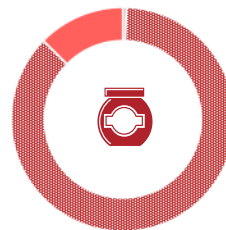
- Mexico
- Canada
- Rest of World



93%

(\$265 million)

Preserves & Specialty Foods



87%

(\$283 million)

Resins & Synthetic Fibers



68%

(\$826 million)



For general information and inquiries, contact Paul DeLaney: pdelaney@brt.org