

Nebraska Depends on Trade with Canada and Mexico



Supporting Jobs

82,900

Nebraska jobs supported by U.S. trade (exports and imports) with Canada and Mexico in 2017

Opening Markets

\$3.5 B

Nebraska goods and services exports to Canada and Mexico in 2017

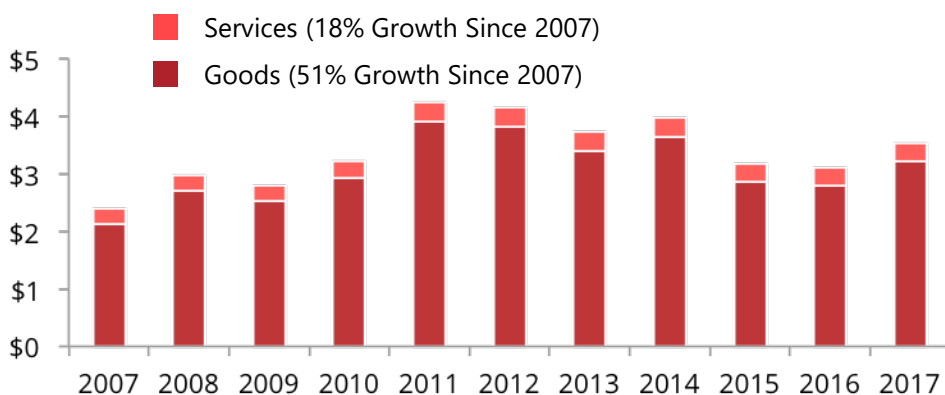
Adding Value

67%

Share of Nebraska imports from Canada and Mexico used as inputs by U.S. producers in 2017

Boosting Goods & Services Exports

Nebraska Exports to Canada and Mexico, Billion Dollars



Services

\$299 Million in 2017



Goods


\$3.2 Billion in 2017

Sustaining Industry Growth

Share of Nebraska Exports Globally to Canada and Mexico for Select Sectors, 2017

Iron, Steel & Ferroalloys

- Mexico
- Canada
- Rest of World



90%

(\$59 million)

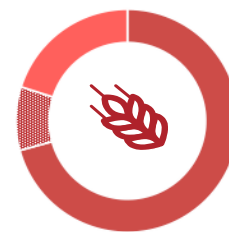
Pesticides & Fertilizers



81%

(\$174 million)

Grain & Oilseed Milling Products



80%

(\$323 million)



For general information and inquiries, contact Paul DeLaney: pdelaney@brt.org