

# North Dakota Depends on Trade with Canada and Mexico



## Supporting Jobs

**30,800**

North Dakota jobs supported by U.S. trade (exports and imports) with Canada and Mexico in 2017

## Opening Markets

**\$5.3 B**

North Dakota goods and services exports to Canada and Mexico in 2017

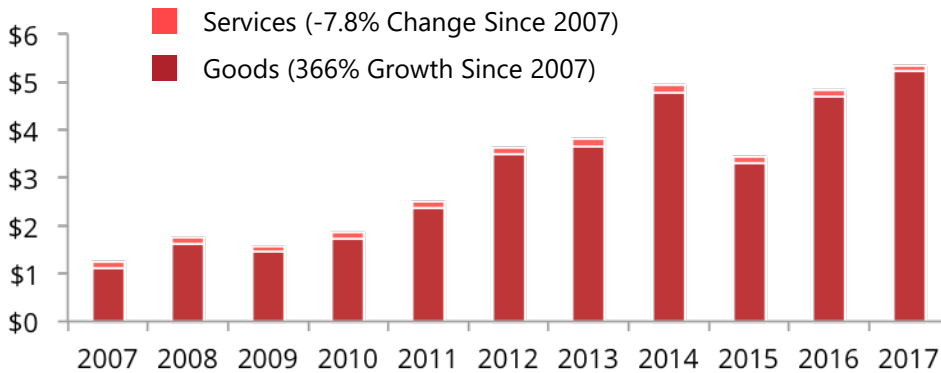
## Adding Value

**79%**

Share of North Dakota imports from Canada and Mexico used as inputs by U.S. producers in 2017

## Boosting Goods & Services Exports

North Dakota Exports to Canada and Mexico, Billion Dollars



### Services

\$109 Million in 2017



### Goods


\$5.2 Billion in 2017

## Sustaining Industry Growth

Share of North Dakota Exports Globally to Canada and Mexico for Select Sectors, 2017

### Petroleum & Coal Products


- Mexico
- Canada
- Rest of World



**100%**

(\$1.1 billion)

### Beverages



**100%**

(\$65 million)

### Grain & Oilseed Milling Products



**98%**

(\$178 million)

