

# Montana Depends on Trade with Canada and Mexico



## Supporting Jobs

**40,200**

Montana jobs supported by U.S. trade (exports and imports) with Canada and Mexico in 2017

## Opening Markets

**\$901 M**

Montana goods and services exports to Canada and Mexico in 2017

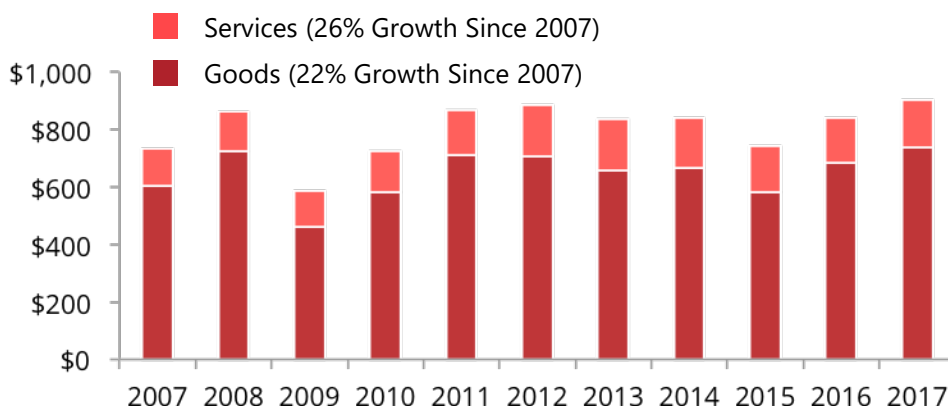
## Adding Value

**96%**

Share of Montana imports from Canada and Mexico used as inputs by U.S. producers in 2017

## Boosting Goods & Services Exports

Montana Exports to Canada and Mexico, Million Dollars



### Services

\$163 Million in 2017



### Goods


\$738 Million in 2017

## Sustaining Industry Growth

Share of Montana Exports Globally to Canada and Mexico for Select Sectors, 2017


### Petroleum & Coal Products

- Mexico
- Canada
- Rest of World



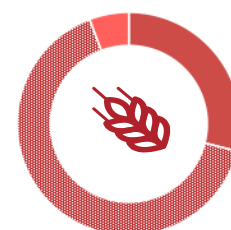
**100%**  
(\$35 million)

### Veneer, Plywood & Engineered Wood



**99%**  
(\$30 million)

### Grain & Oilseed Milling Products



**94%**  
(\$23 million)

