

# Mississippi Depends on Trade with Canada and Mexico



## Supporting Jobs

**97,500**

Mississippi jobs supported by U.S. trade (exports and imports) with Canada and Mexico in 2017

## Opening Markets

**\$3.6 B**

Mississippi goods and services exports to Canada and Mexico in 2017

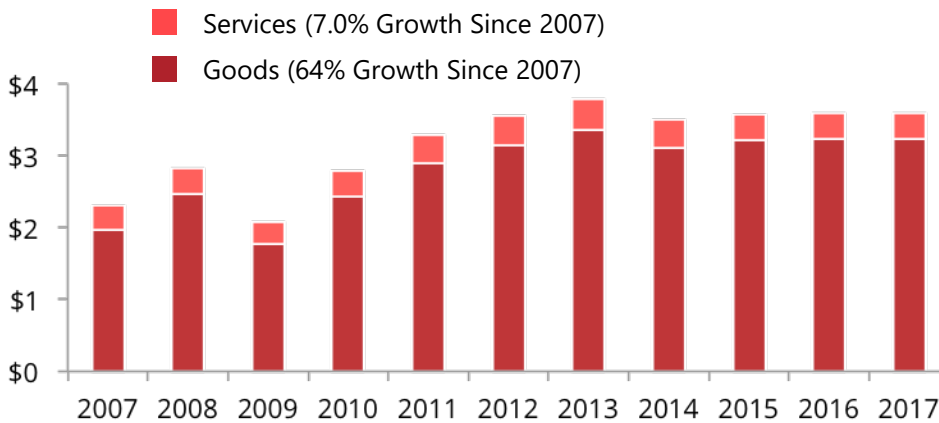
## Adding Value

**83%**

Share of Mississippi imports from Canada and Mexico used as inputs by U.S. producers in 2017

## Boosting Goods & Services Exports

Mississippi Exports to Canada and Mexico, Billion Dollars



### Services

\$356 Million in 2017



### Goods


\$3.2 Billion in 2017

## Sustaining Industry Growth

Share of Mississippi Exports Globally to Canada and Mexico for Select Sectors, 2017

### Iron, Steel & Ferroalloys


- Mexico
- Canada
- Rest of World



**83%**

(\$189 million)

### Computer Equipment



**83%**

(\$133 million)

### Motor Vehicles



**72%**

(\$664 million)

