

Michigan Depends on Trade with Canada and Mexico



Supporting Jobs

338,300

Michigan jobs supported by U.S. trade (exports and imports) with Canada and Mexico in 2017

Opening Markets

\$39.1 B

Michigan goods and services exports to Canada and Mexico in 2017

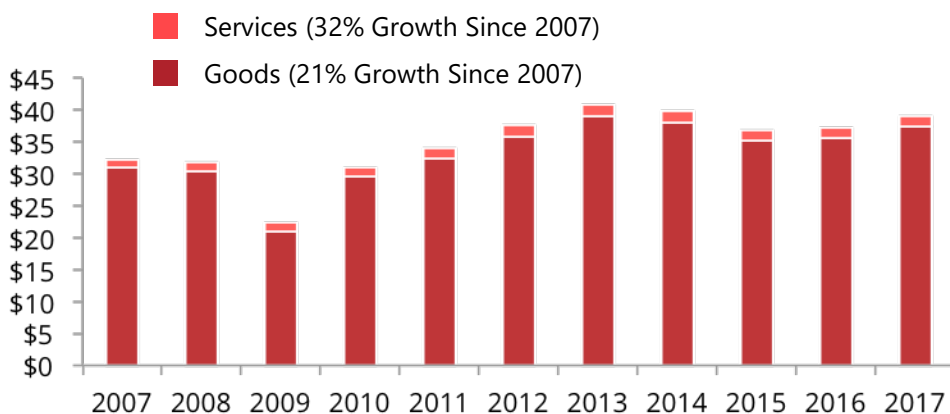
Adding Value

59%

Share of Michigan imports from Canada and Mexico used as inputs by U.S. producers in 2017

Boosting Goods & Services Exports

Michigan Exports to Canada and Mexico, Billion Dollars



Services
\$1.7 Billion in 2017

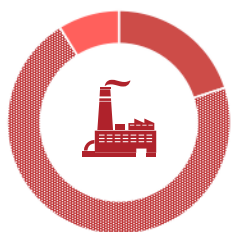
Goods
\$37.3 Billion in 2017

Sustaining Industry Growth

Share of Michigan Exports Globally to Canada and Mexico for Select Sectors, 2017


Iron, Steel & Ferroalloys

- Mexico
- Canada
- Rest of World



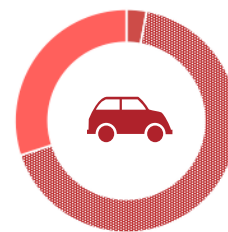
91%
(\$1.1 billion)

HVAC & Refrigeration Equipment



85%
(\$366 million)

Motor Vehicles



70%
(\$8.5 billion)



For general information and inquiries, contact Paul DeLaney: pdelaney@brt.org