

Indiana Depends on Trade with Canada and Mexico



Supporting Jobs

233,600

Indiana jobs supported by U.S. trade (exports and imports) with Canada and Mexico in 2017

Opening Markets

\$19.2 B

Indiana goods and services exports to Canada and Mexico in 2017

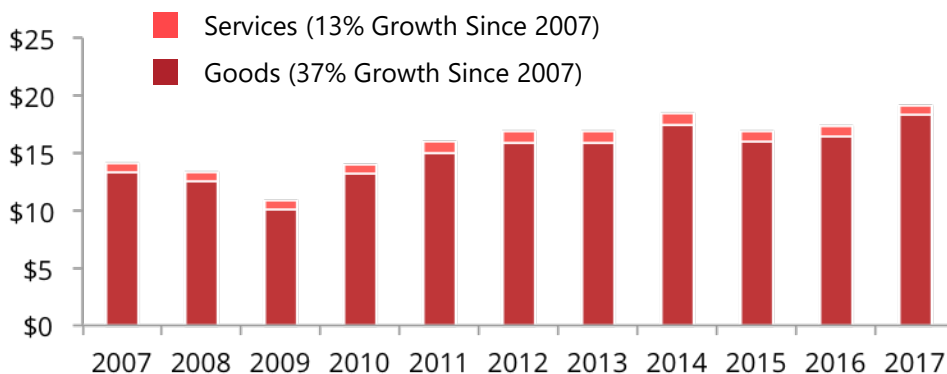
Adding Value

78%

Share of Indiana imports from Canada and Mexico used as inputs by U.S. producers in 2017

Boosting Goods & Services Exports

Indiana Exports to Canada and Mexico, Billion Dollars



Services

\$878 Million in 2017



Goods

\$18.3 Billion in 2017

Sustaining Industry Growth

Share of Indiana Exports Globally to Canada and Mexico for Select Sectors, 2017

Motor Vehicle Bodies & Trailers

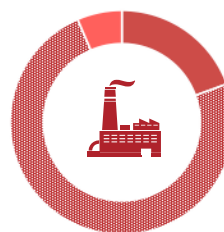
- Mexico
- Canada
- Rest of World



96%

(\$1.4 billion)

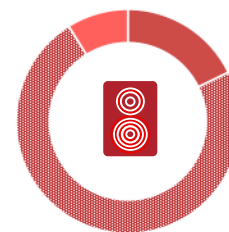
Iron, Steel & Ferroalloys



94%

(\$581 million)

Audio & Video Equipment



91%

(\$243 million)



For general information and inquiries, contact Paul DeLaney: pdelaney@brt.org