

Illinois Depends on Trade with Canada and Mexico



Supporting Jobs

491,700

Illinois jobs supported by U.S. trade (exports and imports) with Canada and Mexico in 2017

Opening Markets

\$31.8 B

Illinois goods and services exports to Canada and Mexico in 2017

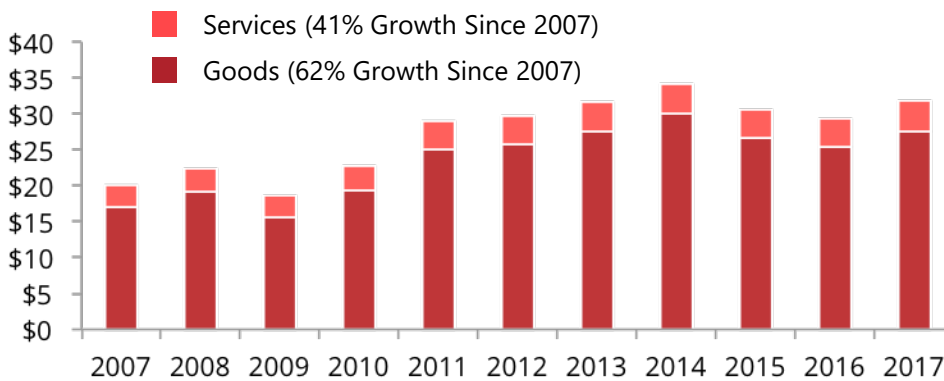
Adding Value

81%

Share of Illinois imports from Canada and Mexico used as inputs by U.S. producers in 2017

Boosting Goods & Services Exports

Illinois Exports to Canada and Mexico, Billion Dollars



Services

\$4.2 Billion in 2017



Goods

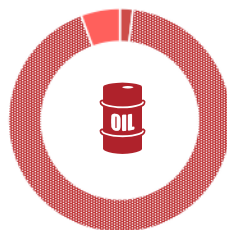
\$27.6 Billion in 2017

Sustaining Industry Growth

Share of Illinois Exports Globally to Canada and Mexico for Select Sectors, 2017

Petroleum & Coal Products


- Mexico
- Canada
- Rest of World



94%

(\$3.1 billion)


Iron, Steel & Ferroalloys



89%

(\$731 million)

Railroad Rolling Stock



87%

(\$597 million)



For general information and inquiries, contact Paul DeLaney: pdelaney@brt.org