

# Hawaii Depends on Trade with Canada and Mexico



## Supporting Jobs

**59,900**

Hawaii jobs supported by U.S. trade (exports and imports) with Canada and Mexico in 2017

## Opening Markets

**\$751 M**

Hawaii goods and services exports to Canada and Mexico in 2017

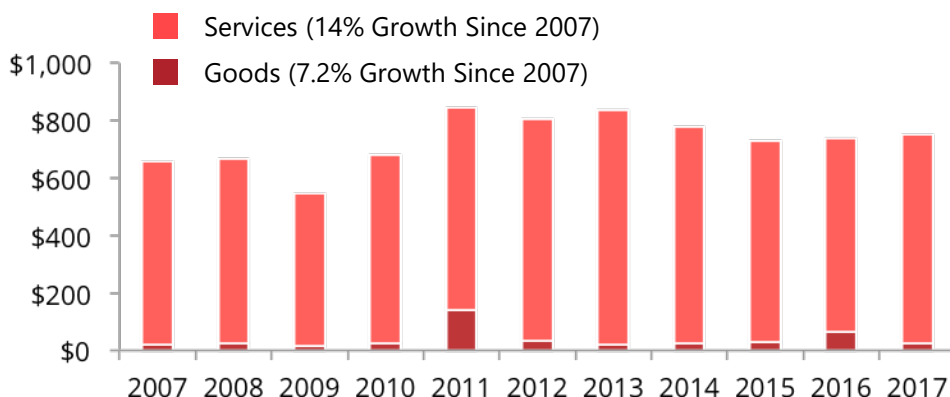
## Adding Value

**76%**

Share of Hawaii imports from Canada and Mexico used as inputs by U.S. producers in 2017

## Boosting Goods & Services Exports

Hawaii Exports to Canada and Mexico, Million Dollars



**Services**  
\$728 Million in 2017


**Goods**  
\$24 Million in 2017

## Sustaining Industry Growth

Share of Hawaii Exports Globally to Canada and Mexico for Select Sectors, 2017


### Miscellaneous Animal Products

- Mexico
- Canada
- Rest of World



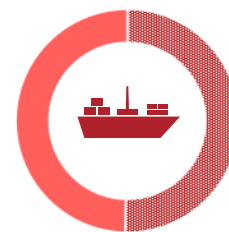
**89%**  
(\$2.5 million)

### Audio & Video Equipment



**69%**  
(\$751,000)

### Miscellaneous Freight & Port Services



**50%**  
(\$1.0 million)



For general information and inquiries, contact Paul DeLaney: [pdelaney@brt.org](mailto:pdelaney@brt.org)