

California Depends on Trade with Canada and Mexico



Supporting Jobs

1,470,700

California jobs supported by U.S. trade (exports and imports) with Canada and Mexico in 2017

Opening Markets

\$59.5 B

California goods and services exports to Canada and Mexico in 2017

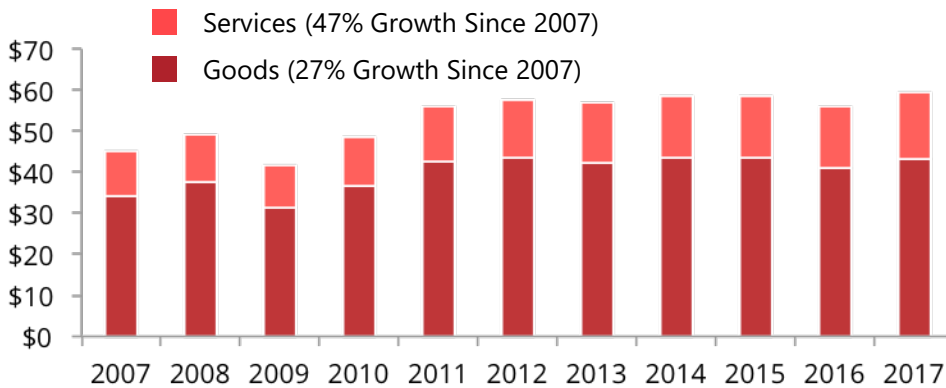
Adding Value

37%

Share of California imports from Canada and Mexico used as inputs by U.S. producers in 2017

Boosting Goods & Services Exports

California Exports to Canada and Mexico, Billion Dollars



Services

\$16.2 Billion in 2017



Goods

\$43.3 Billion in 2017

Sustaining Industry Growth

Share of California Exports Globally to Canada and Mexico for Select Sectors, 2017

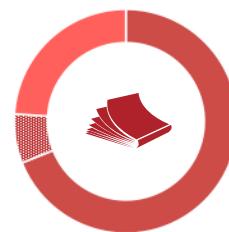
Motor Vehicle Parts



76%

(\$2.0 billion)

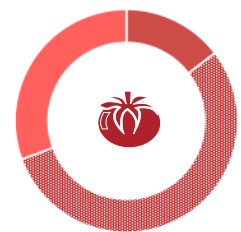
Converted Paper Products



76%

(\$707 million)

Vegetables & Melons



69%

(\$1.2 billion)

