

# Arizona Depends on Trade with Canada and Mexico



## Supporting Jobs

**228,300**

Arizona jobs supported by U.S. trade (exports and imports) with Canada and Mexico in 2017

## Opening Markets

**\$11.3 B**

Arizona goods and services exports to Canada and Mexico in 2017

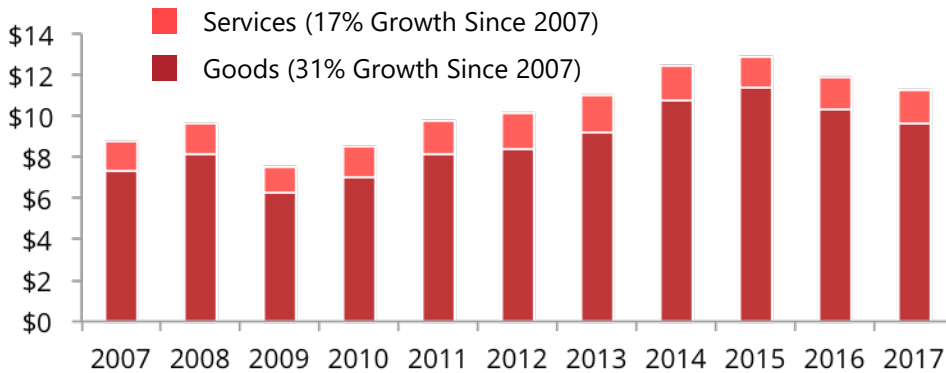
## Adding Value

**63%**

Share of Arizona imports from Canada and Mexico used as inputs by U.S. producers in 2017

## Boosting Goods & Services Exports

Arizona Exports to Canada and Mexico, Billion Dollars



### Services

\$1.7 Billion in 2017



### Goods

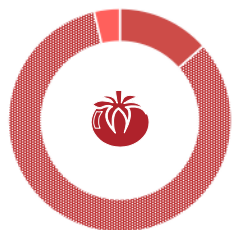
\$9.6 Billion in 2017

## Sustaining Industry Growth

Share of Arizona Exports Globally to Canada and Mexico for Select Sectors, 2017

### Vegetables & Melons

- Mexico
- Canada
- Rest of World



**96%**

(\$338 million)

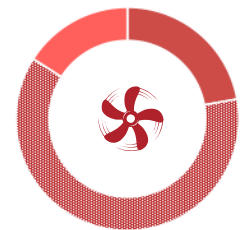
### Metal Ores



**90%**

(\$1.1 billion)

### Engines & Turbines



**84%**

(\$262 million)

