

# Washington Depends on Trade with Canada and Mexico



## Supporting Jobs

**248,900**

Washington jobs supported by U.S. trade (exports and imports) with Canada and Mexico in 2016

## Opening Markets

**\$12 B**

Washington goods and services exports to Canada and Mexico in 2016

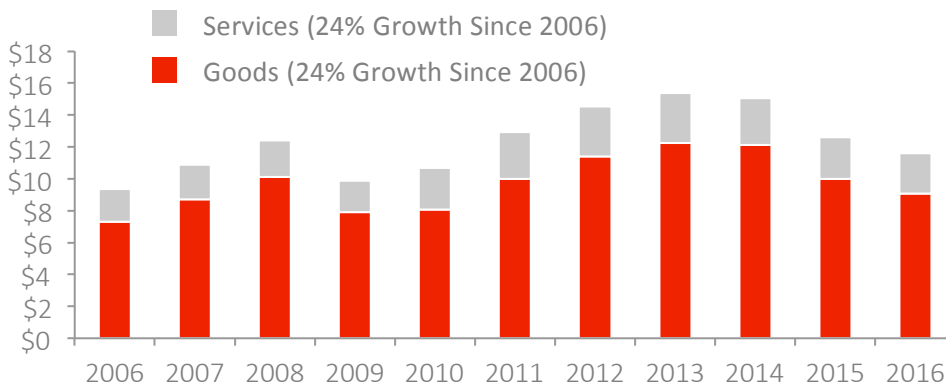
## Adding Value

**83%**

Share of Washington imports from Canada and Mexico used as inputs by U.S. producers in 2016

## Boosting Goods & Services Exports

Washington Exports to Canada and Mexico, Billion Dollars



### Services

\$2.5 Billion in 2016



### Goods

\$9.1 Billion in 2016

## Sustaining Industry Growth

Share of Washington Exports Globally to Canada and Mexico for Select Sectors, 2016


### Motor Vehicle Bodies & Trailers



**96%**

(\$83 million)

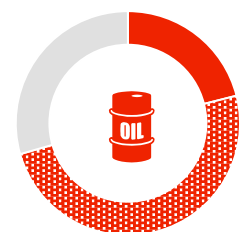
### Iron, Steel & Ferroalloys



**88%**

(\$158 million)

### Petroleum & Coal Products



**71%**

(\$1.5 billion)