


Texas Depends on Trade with Canada and Mexico



Supporting Jobs

870,800

Texas jobs supported by U.S. trade (exports and imports) with Canada and Mexico in 2016

Opening Markets

\$117 B

Texas goods and services exports to Canada and Mexico in 2016

Adding Value

72%

Share of Texas imports from Canada and Mexico used as inputs by U.S. producers in 2016

Boosting Goods & Services Exports

Texas Exports to Canada and Mexico, Billion Dollars



Services

\$6.9 Billion in 2016



Goods

\$110 Billion in 2016

Sustaining Industry Growth

Share of Texas Exports Globally to Canada and Mexico for Select Sectors, 2016

Motor Vehicle Parts


- Mexico
- Canada
- Rest of World



91%

(\$8.5 billion)

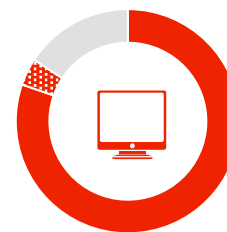
Plastics Products



88%

(\$3.2 billion)

Computer Equipment



84%

(\$14 billion)