

# Tennessee Depends on Trade with Canada and Mexico



## Supporting Jobs

**224,400**

Tennessee jobs supported by U.S. trade (exports and imports) with Canada and Mexico in 2016

## Opening Markets

**\$15 B**

Tennessee goods and services exports to Canada and Mexico in 2016

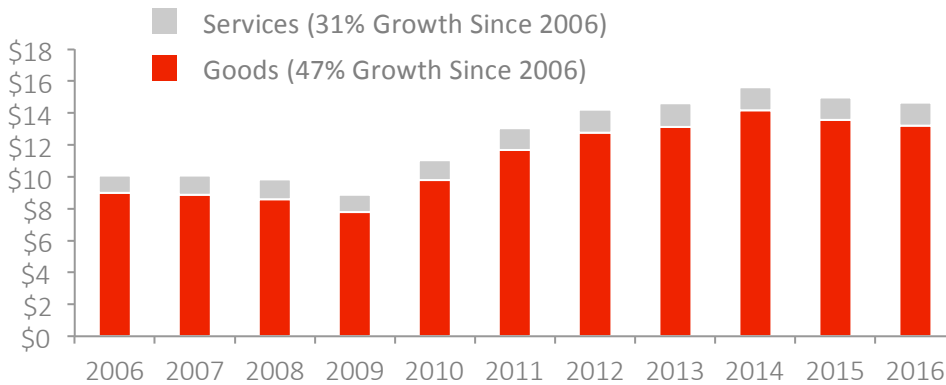
## Adding Value

**78%**

Share of Tennessee imports from Canada and Mexico used as inputs by U.S. producers in 2016

## Boosting Goods & Services Exports

Tennessee Exports to Canada and Mexico, Billion Dollars



### Services

\$1.4 Billion in 2016



### Goods

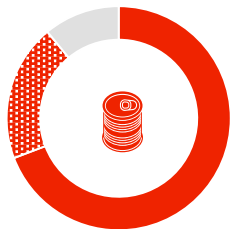
\$13 Billion in 2016

## Sustaining Industry Growth

Share of Tennessee Exports Globally to Canada and Mexico for Select Sectors, 2016

### Aluminum

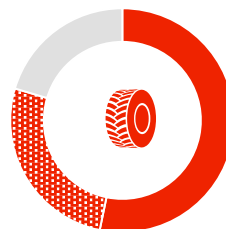
- Mexico
- ▨ Canada
- Rest of World



**89%**

(\$256 million)

### Rubber Products



**80%**

(\$254 million)

### Motor Vehicle Parts



**71%**

(\$2.1 billion)