

South Carolina Depends on Trade with Canada and Mexico



Supporting Jobs

155,900

South Carolina jobs supported by U.S. trade (exports and imports) with Canada and Mexico in 2016

Opening Markets

\$6.5 B

South Carolina goods and services exports to Canada and Mexico in 2016

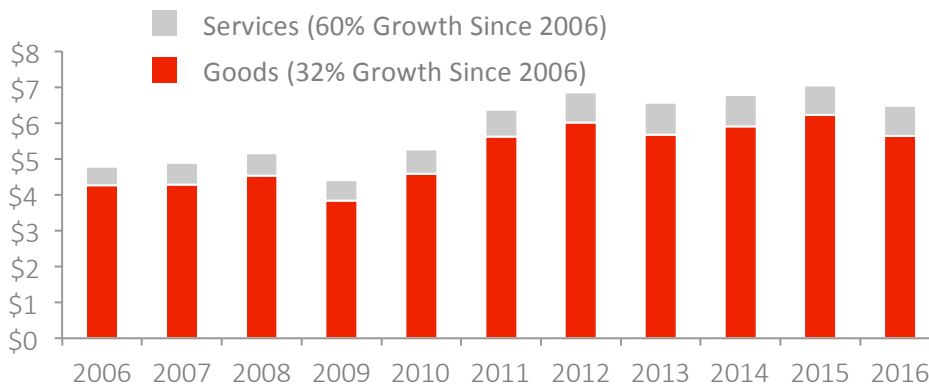
Adding Value

91%

Share of South Carolina imports from Canada and Mexico used as inputs by U.S. producers in 2016

Boosting Goods & Services Exports

South Carolina Exports to Canada and Mexico, Billion Dollars



Services

\$832 Million in 2016



Goods

\$5.6 Billion in 2016

Sustaining Industry Growth

Share of South Carolina Exports Globally to Canada and Mexico for Select Sectors, 2016


Audio & Video Equipment



83%

(\$48 million)

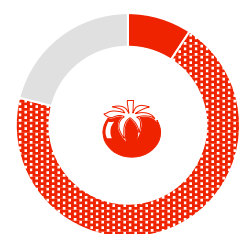
Iron, Steel & Ferroalloys



83%

(\$119 million)

Vegetables & Melons



79%

(\$18 million)