

Pennsylvania Depends on Trade with Canada and Mexico



Supporting Jobs

436,800

Pennsylvania jobs supported by U.S. trade (exports and imports) with Canada and Mexico in 2016

Opening Markets

\$16 B

Pennsylvania goods and services exports to Canada and Mexico in 2016

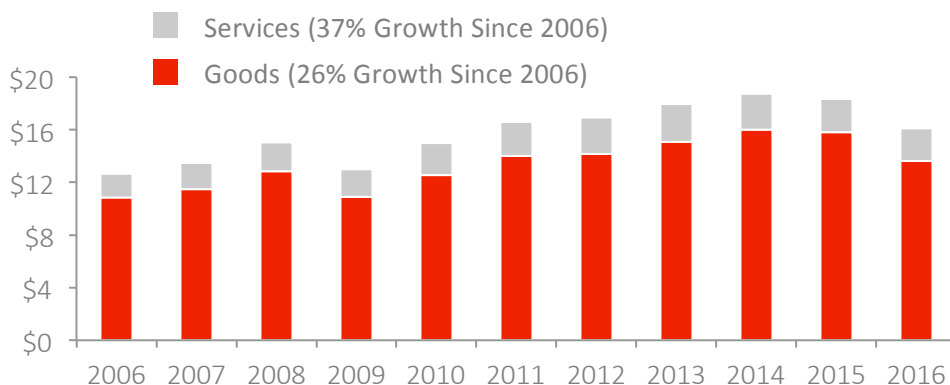
Adding Value

66%

Share of Pennsylvania imports from Canada and Mexico used as inputs by U.S. producers in 2016

Boosting Goods & Services Exports

Pennsylvania Exports to Canada and Mexico, Billion Dollars



Services

\$2.5 Billion in 2016



Goods

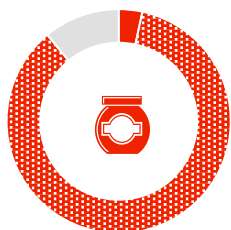
\$14 Billion in 2016

Sustaining Industry Growth

Share of Pennsylvania Exports Globally to Canada and Mexico for Select Sectors, 2016

Preserves & Specialty Foods

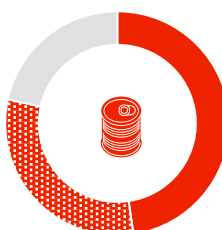
- Mexico
- Canada
- Rest of World



89%

(\$173 million)

Aluminum



78%

(\$218 million)

Motor Vehicle Parts



74%

(\$452 million)