

Oklahoma Depends on Trade with Canada and Mexico



Supporting Jobs

106,700

Oklahoma jobs supported by U.S. trade (exports and imports) with Canada and Mexico in 2016

Opening Markets

\$2.5 B

Oklahoma goods and services exports to Canada and Mexico in 2016

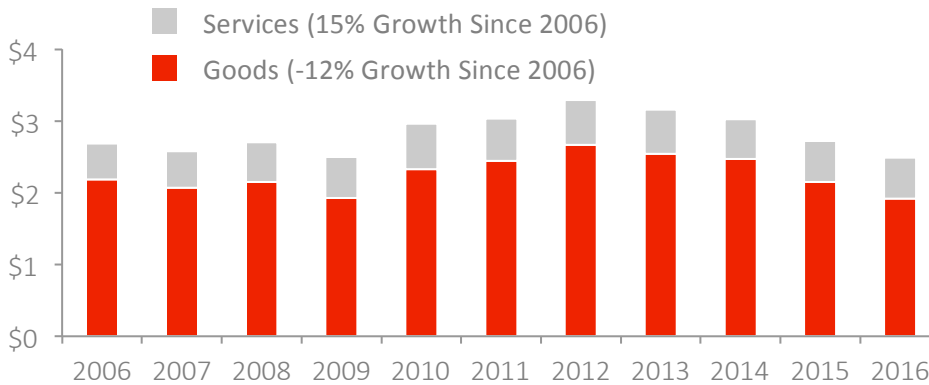
Adding Value

91%

Share of Oklahoma imports from Canada and Mexico used as inputs by U.S. producers in 2016

Boosting Goods & Services Exports

Oklahoma Exports to Canada and Mexico, Billion Dollars



Services

\$573 Million in 2016




Goods

\$1.9 Billion in 2016

Sustaining Industry Growth

Share of Oklahoma Exports Globally to Canada and Mexico for Select Sectors, 2016


Motor Vehicles



97%

(\$127 million)

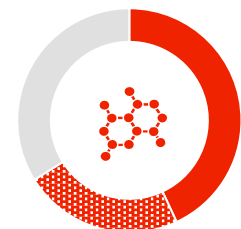
Rubber Products



80%

(\$74 million)

Basic Chemicals



66%

(\$89 million)