

New Jersey Depends on Trade with Canada and Mexico



Supporting Jobs

319,100

New Jersey jobs supported by U.S. trade (exports and imports) with Canada and Mexico in 2016

Opening Markets

\$11 B

New Jersey goods and services exports to Canada and Mexico in 2016

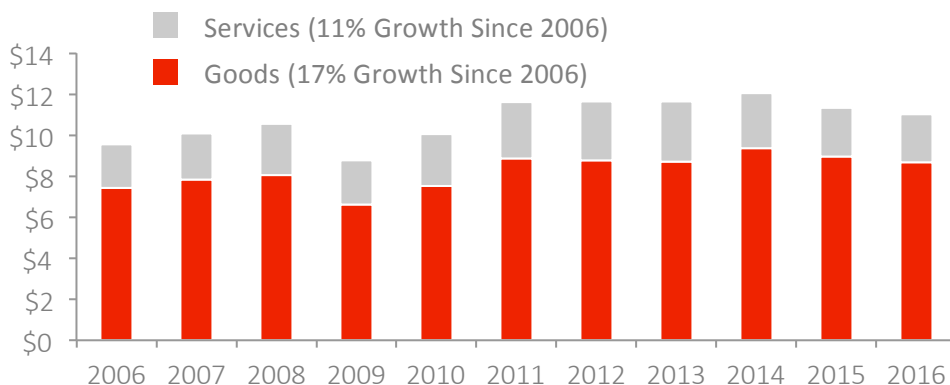
Adding Value

63%

Share of New Jersey imports from Canada and Mexico used as inputs by U.S. producers in 2016

Boosting Goods & Services Exports

New Jersey Exports to Canada and Mexico, Billion Dollars



Services

\$2.3 Billion in 2016



Goods

\$8.7 Billion in 2016

Sustaining Industry Growth

Share of New Jersey Exports Globally to Canada and Mexico for Select Sectors, 2016


Pesticides & Fertilizers



94%

(\$240 million)

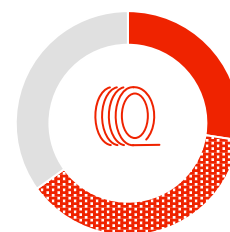
Preserves & Specialty Foods



81%

(\$276 million)

Resins & Synthetic Fibers



65%

(\$707 million)