

Nebraska Depends on Trade with Canada and Mexico



Supporting Jobs

76,800

Nebraska jobs supported by U.S. trade (exports and imports) with Canada and Mexico in 2016

Opening Markets

\$2.8 B

Nebraska goods and services exports to Canada and Mexico in 2016

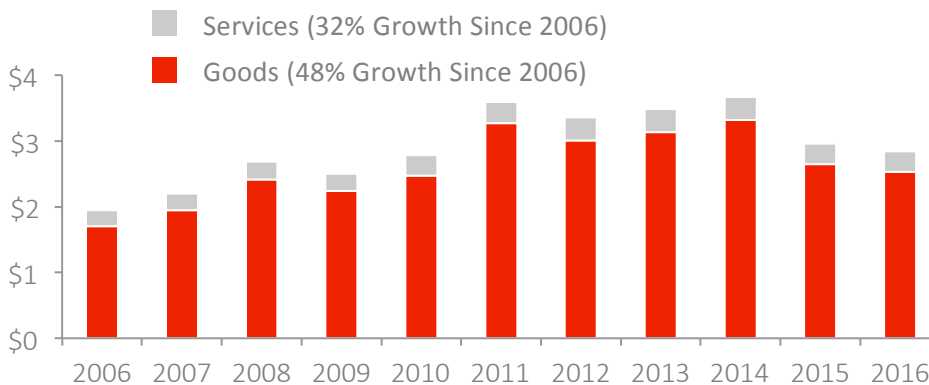
Adding Value

68%

Share of Nebraska imports from Canada and Mexico used as inputs by U.S. producers in 2016

Boosting Goods & Services Exports

Nebraska Exports to Canada and Mexico, Billion Dollars



Services

\$313 Million in 2016



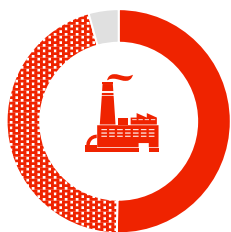

Goods

\$2.5 Billion in 2016

Sustaining Industry Growth

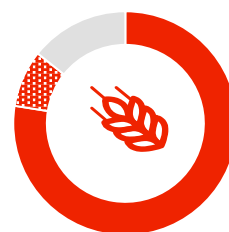
Share of Nebraska Exports Globally to Canada and Mexico for Select Sectors, 2016

Iron, Steel & Ferroalloys



96%
(\$48 million)

Grain & Oilseed Milling Products



86%
(\$329 million)

Pesticides & Fertilizers



64%
(\$109 million)