

Kentucky Depends on Trade with Canada and Mexico



Supporting Jobs

138,100

Kentucky jobs supported by U.S. trade (exports and imports) with Canada and Mexico in 2016

Opening Markets

\$10 B

Kentucky goods and services exports to Canada and Mexico in 2016

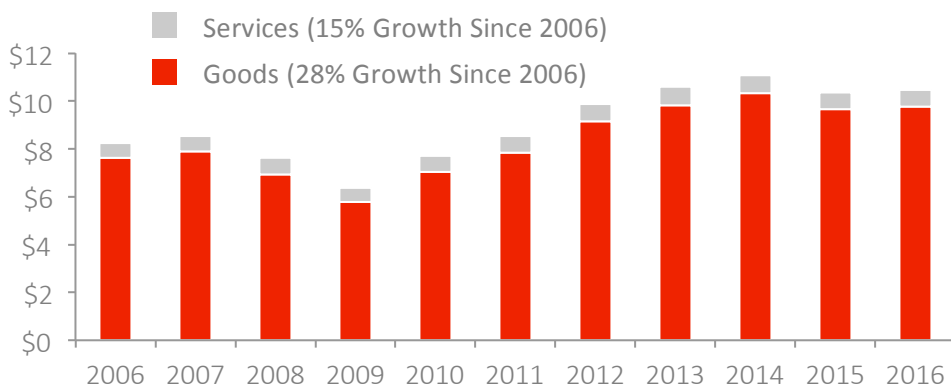
Adding Value

85%

Share of Kentucky imports from Canada and Mexico used as inputs by U.S. producers in 2016

Boosting Goods & Services Exports

Kentucky Exports to Canada and Mexico, Billion Dollars



Services

\$698 Million in 2016



Goods

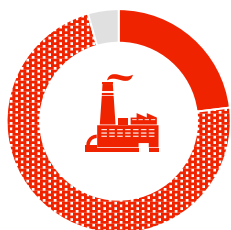
\$9.8 Billion in 2016

Sustaining Industry Growth

Share of Kentucky Exports Globally to Canada and Mexico for Select Sectors, 2016

Iron, Steel & Ferroalloys

- Mexico
- Canada
- Rest of World



96%

(\$301 million)

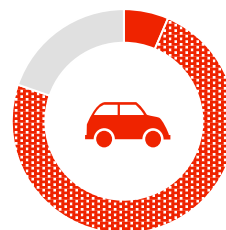
Fabrics



93%

(\$71 million)

Motor Vehicles



80%

(\$2.7 billion)