

Iowa Depends on Trade with Canada and Mexico



Supporting Jobs

120,700

Iowa jobs supported by U.S. trade (exports and imports) with Canada and Mexico in 2016

Opening Markets

\$5.9 B

Iowa goods and services exports to Canada and Mexico in 2016

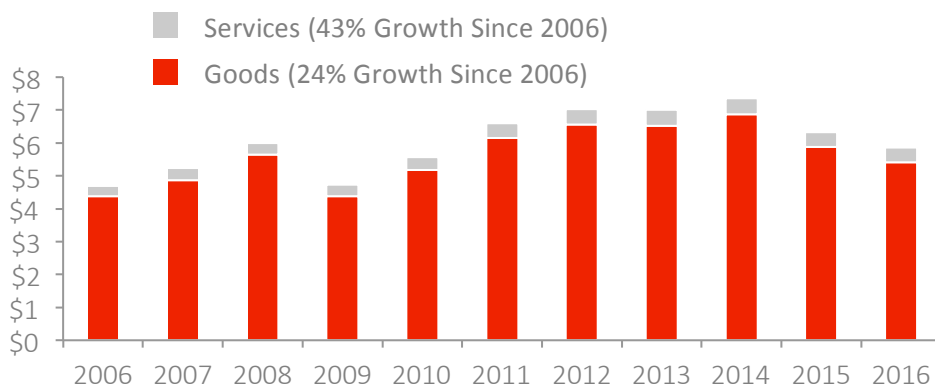
Adding Value

77%

Share of Iowa imports from Canada and Mexico used as inputs by U.S. producers in 2016

Boosting Goods & Services Exports

Iowa Exports to Canada and Mexico, Billion Dollars



Services

\$443 Million in 2016



Goods


\$5.4 Billion in 2016

Sustaining Industry Growth

Share of Iowa Exports Globally to Canada and Mexico for Select Sectors, 2016

Motor Vehicle Bodies & Trailers


- Mexico
- Canada
- Rest of World



97%

(\$147 million)

HVAC & Refrigeration Equipment



95%

(\$175 million)

Grain & Oilseed Milling Products



82%

(\$751 million)