

Illinois Depends on Trade with Canada and Mexico



Supporting Jobs

453,000

Illinois jobs supported by U.S. trade (exports and imports) with Canada and Mexico in 2016

Opening Markets

\$30 B

Illinois goods and services exports to Canada and Mexico in 2016

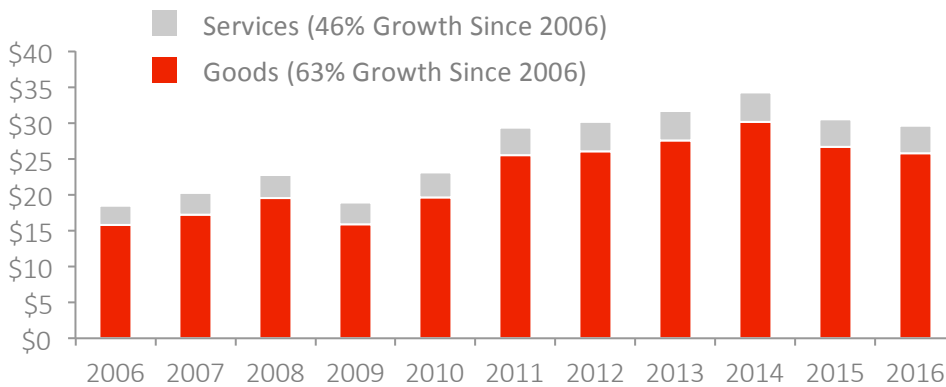
Adding Value

79%

Share of Illinois imports from Canada and Mexico used as inputs by U.S. producers in 2016

Boosting Goods & Services Exports

Illinois Exports to Canada and Mexico, Billion Dollars



Services

\$3.9 Billion in 2016




Goods

\$26 Billion in 2016

Sustaining Industry Growth

Share of Illinois Exports Globally to Canada and Mexico for Select Sectors, 2016


Petroleum & Coal Products



95%

(\$3.0 billion)

Iron, Steel & Ferroalloys



88%

(\$627 million)

Motor Vehicle Bodies & Trailers



81%

(\$316 million)