

# Idaho Depends on Trade with Canada and Mexico



## Supporting Jobs

**56,000**

Idaho jobs supported by U.S. trade (exports and imports) with Canada and Mexico in 2016

## Opening Markets

**\$1.4 B**

Idaho goods and services exports to Canada and Mexico in 2016

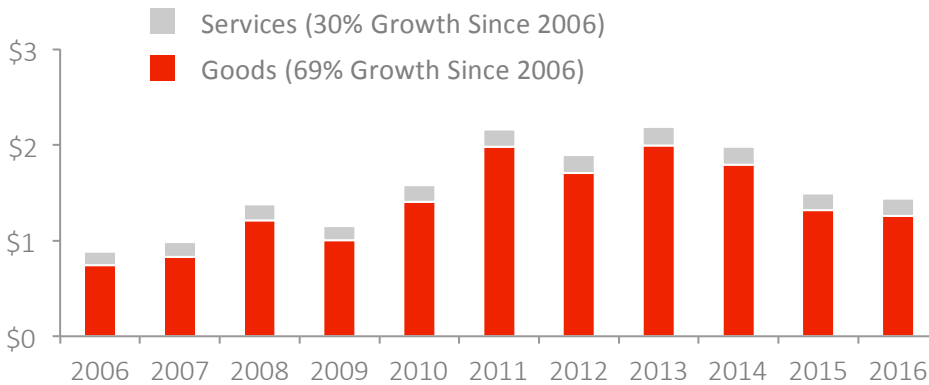
## Adding Value

**74%**

Share of Idaho imports from Canada and Mexico used as inputs by U.S. producers in 2016

## Boosting Goods & Services Exports

Idaho Exports to Canada and Mexico, Billion Dollars



### Services

\$178 Million in 2016




### Goods

\$1.3 Billion in 2016

## Sustaining Industry Growth

Share of Idaho Exports Globally to Canada and Mexico for Select Sectors, 2016


### Pesticides & Fertilizers



**99%**

(\$127 million)

### Veneer, Plywood & Engineered Wood



**96%**

(\$27 million)

### Grain & Oilseed Milling Products



**90%**

(\$81 million)