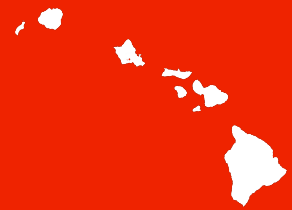


Hawaii Depends on Trade with Canada and Mexico



Supporting Jobs

54,900

Hawaii jobs supported by U.S. trade (exports and imports) with Canada and Mexico in 2016

Opening Markets

\$776 M

Hawaii goods and services exports to Canada and Mexico in 2016

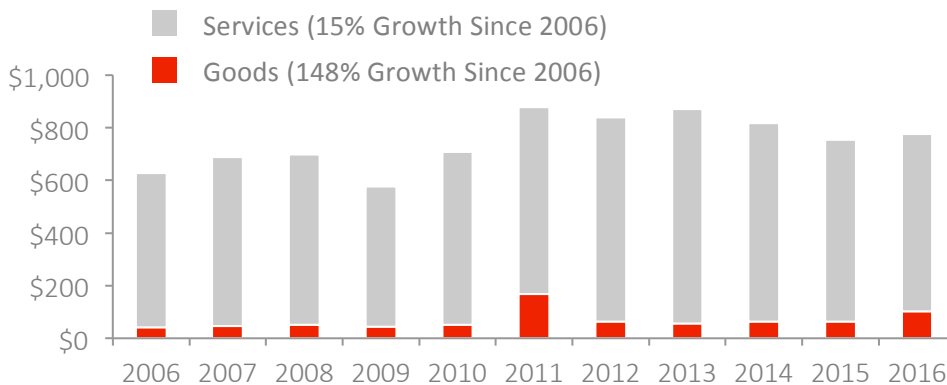
Adding Value

85%

Share of Hawaii imports from Canada and Mexico used as inputs by U.S. producers in 2016

Boosting Goods & Services Exports

Hawaii Exports to Canada and Mexico, Million Dollars



Services

\$675 Million in 2016



Goods

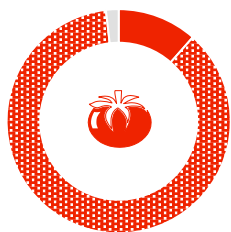
\$102 Million in 2016

Sustaining Industry Growth

Share of Hawaii Exports Globally to Canada and Mexico for Select Sectors, 2016

Vegetables & Melons

- Mexico
- Canada
- Rest of World



98%

(\$437,000)

Greenhouse & Nursery Products



65%

(\$2.9 million)

Misc. Freight & Port Services



52%

(\$1.1 million)