

# California Depends on Trade with Canada and Mexico



## Supporting Jobs

**1,364,900**

California jobs supported by U.S. trade (exports and imports) with Canada and Mexico in 2016

## Opening Markets

**\$57 B**

California goods and services exports to Canada and Mexico in 2016

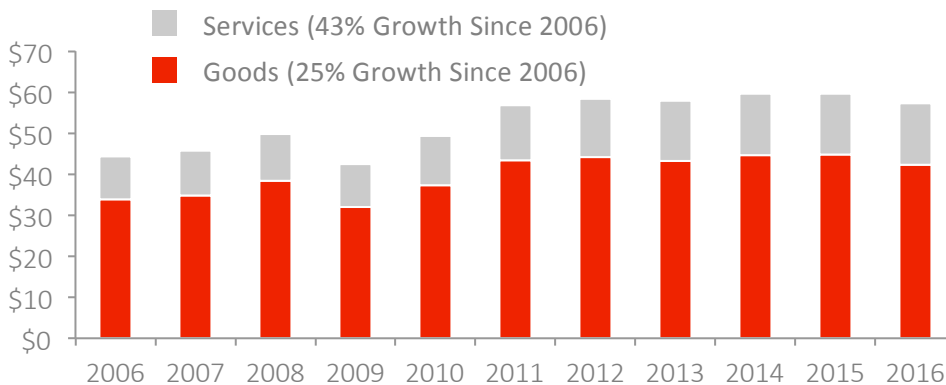
## Adding Value

**34%**

Share of California imports from Canada and Mexico used as inputs by U.S. producers in 2016

## Boosting Goods & Services Exports

California Exports to Canada and Mexico, Billion Dollars



**Services**

\$15 Billion in 2016



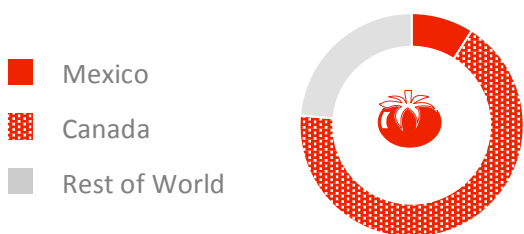
**Goods**

\$42 Billion in 2016

## Sustaining Industry Growth

Share of California Exports Globally to Canada and Mexico for Select Sectors, 2016

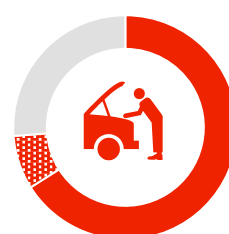
### Vegetables & Melons



**76%**

(\$1.8 billion)

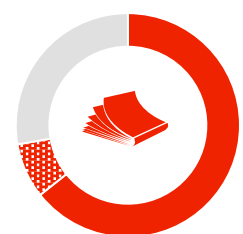
### Motor Vehicle Parts



**74%**

(\$1.8 billion)

### Converted Paper Products



**72%**

(\$660 million)