

# Alabama Depends on Trade with Canada and Mexico



## Supporting Jobs

**148,700**

Alabama jobs supported by U.S. trade (exports and imports) with Canada and Mexico in 2016

## Opening Markets

**\$7.4 B**

Alabama goods and services exports to Canada and Mexico in 2016

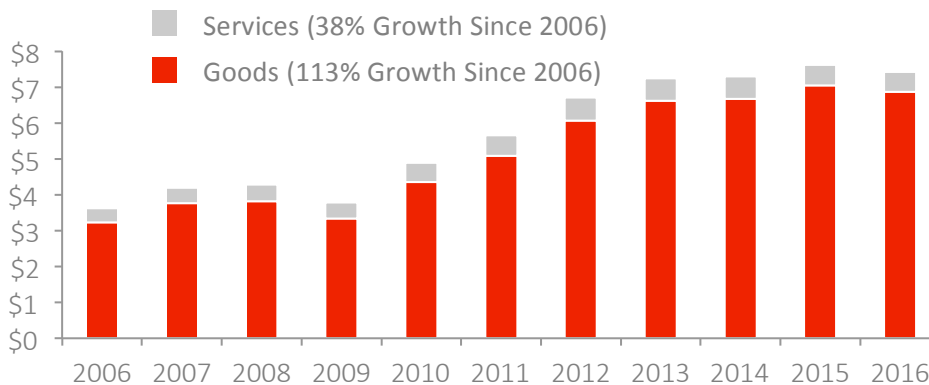
## Adding Value

**92%**

Share of Alabama imports from Canada and Mexico used as inputs by U.S. producers in 2016

## Boosting Goods & Services Exports

Alabama Exports to Canada and Mexico, Billion Dollars



### Services

\$551 Million in 2016



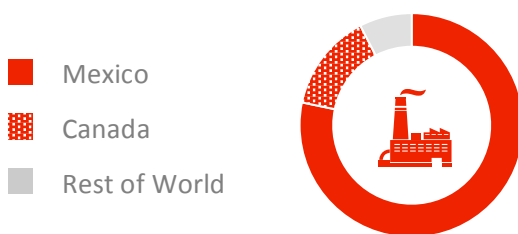
### Goods

\$6.9 Billion in 2016

## Sustaining Industry Growth

Share of Alabama Exports Globally to Canada and Mexico for Select Sectors, 2016

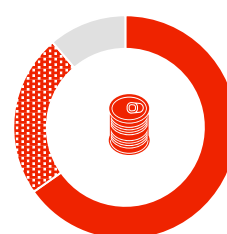
### Iron, Steel & Ferroalloys



**92%**

(\$988 million)

### Aluminum



**89%**

(\$189 million)

### Motor Vehicle Parts



**88%**

(\$1.0 billion)