

EcoStor™ DC Solar Indirect System Dual Coil Heat Exchanger Backup Models



Photo is of
S-DC-DW2-55R6SW

The EcoStor™ Dual Coil Models feature:

- **Applications**—Dual heat exchangers located inside the tank may be connected to a variety of different heating systems. Solar heating, Space heating, Geothermal heating, and Boiler heating. The above systems can also be utilized in separate, or in combined configurations resulting in greater application flexibility.
- **Dual Coil Design**—A single wall, 1½" (38mm) O.D. glass coated (Vitrarglas[®]) carbon steel heat exchanger is located in the upper portion of tank and provides enhanced heat transfer capability. A double wall, 1½" O.D. glass coated (Vitrarglas[®]) carbon steel heat exchanger is located in the lower portion of tank and provides additional protection between the heating fluid and surrounding hot water.
- **Internal Single Wall Heat Exchanger**—Single Wall 1½" O.D. glass coated (Vitrarglas[®]) steel coil. The coil has a heat transfer area of 14.2 sq. ft. (1.32 sq. m.) and a stored water volume of 2.5 gal. (9.4L) Maximum supply temperature from the solar collector must not exceed 250°F (121°C).
 - 1" (25mm) NPT Front Supply and Return Connections.
- **Sensor Wires for Solar Thermistor Connections**—Twisted wires are provided under the Upper and Lower covers. These wires have been provided as a means for connecting thermistors to a solar controller (Thermistors and Solar Controller are not provided).
- **Factory Installed Hydrojet[®] Total Performance System**—Cold water inlet sediment reducing device helps prevent sediment build up in tank. Increases first hour delivery of hot water while minimizing temperature build up in tank.
- **Vitrarglas[®] Lining**—Bradford White tanks are lined with an exclusively engineered enamel formula that provides superior tank protection from the highly corrosive effects of hot water. This formula (Vitrarglas[®]) is fused to the steel surface by firing at a temperature of over 1600°F (871°C).
- **Fully Automatic Controls**—Two surface mounted thermostats with high temperature cut-off devices are located in the upper and lower cover locations. Designed for applications such as a boiler where a specific temperature is desired to control a circulator.
- **2" (51mm) Non-CFC Foam Insulation**—Covers the sides and top of tank, reducing the amount of heat loss. This results in less energy consumption, improved operation efficiencies and jacket rigidity.
- **Potable Water Connections**—¾" (19mm) NPT factory installed true dielectric fittings extend water heater life and eases installation.
- **Two Protective Anode Rods**—Provide added protection against corrosion for long trouble-free service.
- **T&P Relief Valve**—Included.
- **Low Restriction Brass Drain Valve**—Durable tamper proof design.
- **Thermostatic Mixing Valve (ASSE Approved)**—Included.



6 Year Limited Tank Warranty / 6-Year Limited Warranty on Component Parts.

For more information on warranty, please visit www.bradfordwhite.com

For products installed in USA, Canada and Puerto Rico. Some states do not allow limitations on warranties. See complete copy of the warranty included with the heater.

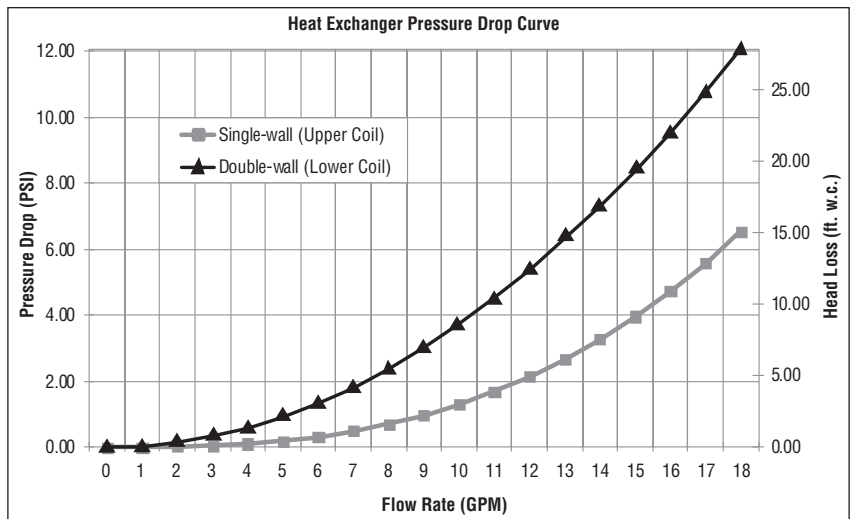
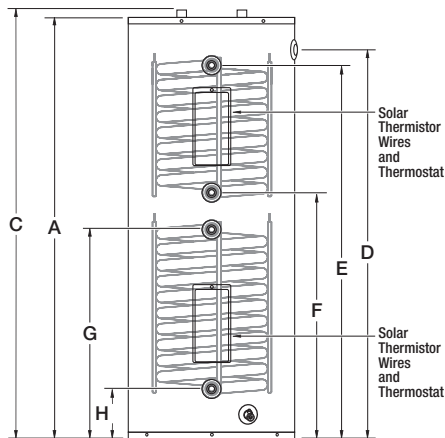
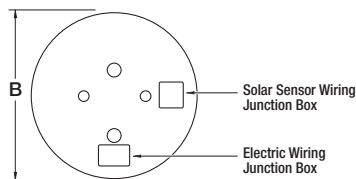
EcoStor™ Indirect Water Heater System

Dual Coil Heat Exchanger Backup Models

Meet or exceed ASHRAE 90.1b (current standard)

Model Number	Capacity		A	B	C	D	E	F	G	H	Approx. Shipping Weight
	U.S. Gal.	Imp. Gal.	Floor to Heater Top in.	Jacket Dia. in.	Floor to Water Conn. in.	Floor to T&P Conn. in.	Floor to Upper Collector Supply in.	Floor to Upper Collector Return in.	Floor to Lower Collector Supply in.	Floor to Lower Collector Return in.	
S-DC-DW2-55R6SW	55	46	59 ¹ / ₄	22	62 ³ / ₄	53	56	37 ¹ / ₂	27 ¹ / ₂	5 ³ / ₈	282
S-DC-DW2-70R6SW	70	58	59 ¹ / ₄	24	62 ³ / ₄	53	56	37 ¹ / ₂	27 ¹ / ₂	5 ³ / ₈	313
S-DC-DW2-110R6SW	110	92	62 ¹ / ₂	28 ¹ / ₄	66	55 ³ / ₄	57 ³ / ₄	39 ¹ / ₄	27 ¹ / ₂	5 ³ / ₈	442

Model Number	Capacity		A	B	C	D	E	F	G	H	Approx. Shipping Weight
	Liters		Floor to Heater Top mm.	Jacket Dia. mm.	Floor to Water Conn. mm.	Floor to T&P Conn. mm.	Floor to Upper Collector Supply mm.	Floor to Upper Collector Return mm.	Floor to Lower Collector Supply mm.	Floor to Lower Collector Return mm.	
S-DC-DW2-55R6SW	208		1504	559	1594	1346	749	187	699	137	95
S-DC-DW2-70R6SW	265		1504	609	1594	1346	749	187	699	137	107
S-DC-DW2-110R6SW	416		1593	717	1676	1416	749	187	699	137	154



General

All water heaters are certified at 300 PSI test pressure (2068 kPa) and 150 PSI working pressure (1034 kPa). All potable water and electrical connections are 3/4" NPT (19mm) on 8" (203mm) centers. All models ETL listed.

Dimensions and specifications subject to change without notice in accordance with our policy of continuous product improvement.

Suitable for Water (Potable) Heating and Space Heating.

Toxic chemicals, such as those used for boiler treatment, shall NEVER be introduced into the potable side of this system. The potable side may NEVER be connected to any existing heating system or component(s) previously used with a non-potable water heating appliance.



Ambler, PA

For U.S. and Canada field service, contact your professional installer or local Bradford White sales representative.

Sales 800-523-2931 • Fax 215-641-1670 / Technical Support 800-334-3393 • Fax 269-795-1089 • Warranty 800-531-2111 • Fax 269-795-1089

International: Telephone 215-641-9400 • Telefax 215-641-9750 / www.bradfordwhite.com



BRADFORD WHITE-CANADA INC. Sales / Technical Support 866-690-0961 / 905-238-0100 • Fax 905-238-0105 / www.bradfordwhite.com

Built to be the Best™

©2014, Bradford White Corporation. All rights reserved.