

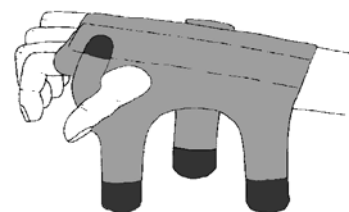
# Bio Skin® DP2™/DP3™ Cock-Up Wrist Skin™

## Application Instructions

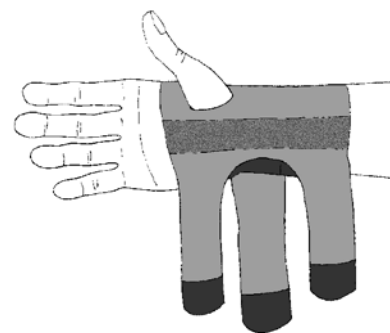


Bio Skin® supports should be applied to dry skin only. Oils, lotions and/or perspiration activate "SkinLok™" making correctly sized supports seem small and difficult to apply. This response to moisture should not cause confusion with respect to proper sizing. Always dry the body segment thoroughly prior to application.

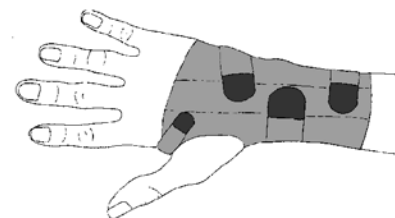
1. Detach three large "hook" tabs from "loop." Insert hand into support, keeping the "loop" on back of hand.



2. With brace on, face palm up. Wrap middle strap (with logo) to back of hand and secure. Attach other straps on back of hand/wrist.



NOTE: Both the "dorsal" and "palmer" stays are pliable and removable.



### Easy Care Instructions

Wash Bio Skin® regularly to prevent body salt and oil build-up that naturally occurs after the product has been worn a few times. Attach the hook to the loop to prevent lint build-up. This will give your Bio Skin® a longer life span.



Hand Wash

Hang Dry

Do Not Bleach

Do Not Dry Clean

**Cropper Medical, Inc.**  
custserv@bioskin.com  
800.541.2455  
**www.bioskin.com**

