



**CSRHUB<sup>®</sup>**

# **Global Leader in Consensus ESG Ratings**

**Big Data Platform for Corporate and Advisory  
ESG Insight and Solutions**

Certified



# Company Challenges in the ESG Ratings Landscape

---

**Companies face pressure for improved ESG performance. Hundreds of unaligned stakeholders and ratings organizations are judging them.**

## **Companies need to:**

- Benchmark their enterprise ESG performance against competitors
- Manage a complex ecosystem and focus on key stakeholders
- Prioritize actions to compete and to report on ESG externally
- Meet customer (and their customers) demand for strong sustainable performance and brand
- Analyze ESG/Sustainability performance and risk of their major suppliers
- Access comprehensive and reliable external ESG data all in one place, and
- Use big data to improve both real and perceived performance.



# Who Is CSRHub?

CSRHub is the **only “All in One” ESG ratings platform** based on expert data aggregated from the top ESG “Wall Street” analyst sources including MSCI, ISS, S&P Global, and hundreds of other expert ESG ratings sources to provide a consensus score on 37,000 companies worldwide.

CSRHub provides **actionable insight and diagnostic tools** for benchmarking companies, their competitors, and assessing suppliers’ ESG performance.

Companies **gain competitive business intelligence and insights** critical to building an ESG Roadmap for improvement.



# CSRHub Platform Drives Client ESG Insight and Solutions

## Benchmarking

- ✓ Compare ESG scores against competitors
- ✓ Pinpoint ESG indicator & reporting gaps
- ✓ Prioritize analysts for ratings improvement

## Intelligence & Strategy

- ✓ Uncover ESG business opportunities
- ✓ Provide insight to finance, legal, risk & regulatory
- ✓ Deliver performance diagnostic & roadmap

## Supply Chain Analysis

- ✓ Assess supplier risk & ESG performance
- ✓ Rapidly prioritize supplier improvements
- ✓ Preempt emerging regulatory requirements

See a sample of CSRHub's ratings [here](#)

# CSRHub Serves Clients in Many Markets

## Corporate Managers



## Investors & Analysts





STRATEGIC CAPITAL  
PARTNERS



## Consultants & Advisors



## API & Reseller Partners



## Academics

COLUMBIA  
UNIVERSITY



TEXAS A&M INTERNATIONAL UNIVERSITY



## Nonprofits & NGOs



Ocean Conservancy®



# CSRHub is the Nexis of Leading ESG Analysts & Expert Source Ratings

## Company Self-Reported Data

Sources: CDP, Ideal Ratings, ESG Book, FTSE (LSEG)

Number of indicators: ~900

Number companies covered: 6,000 – 20,000

## Professional ESG Opinions

Sources: MSCI, ISS, Sustainalytics, Moody’s, S&P Global

Number of indicators: 16 to 250

Number companies covered: 1,500 – 8,000

## Natural Language Processing

Sources: GaiaLens, Covalence, Integrum ESG, Stocksnips, InvestVerte

Number of indicators: 1 to 20

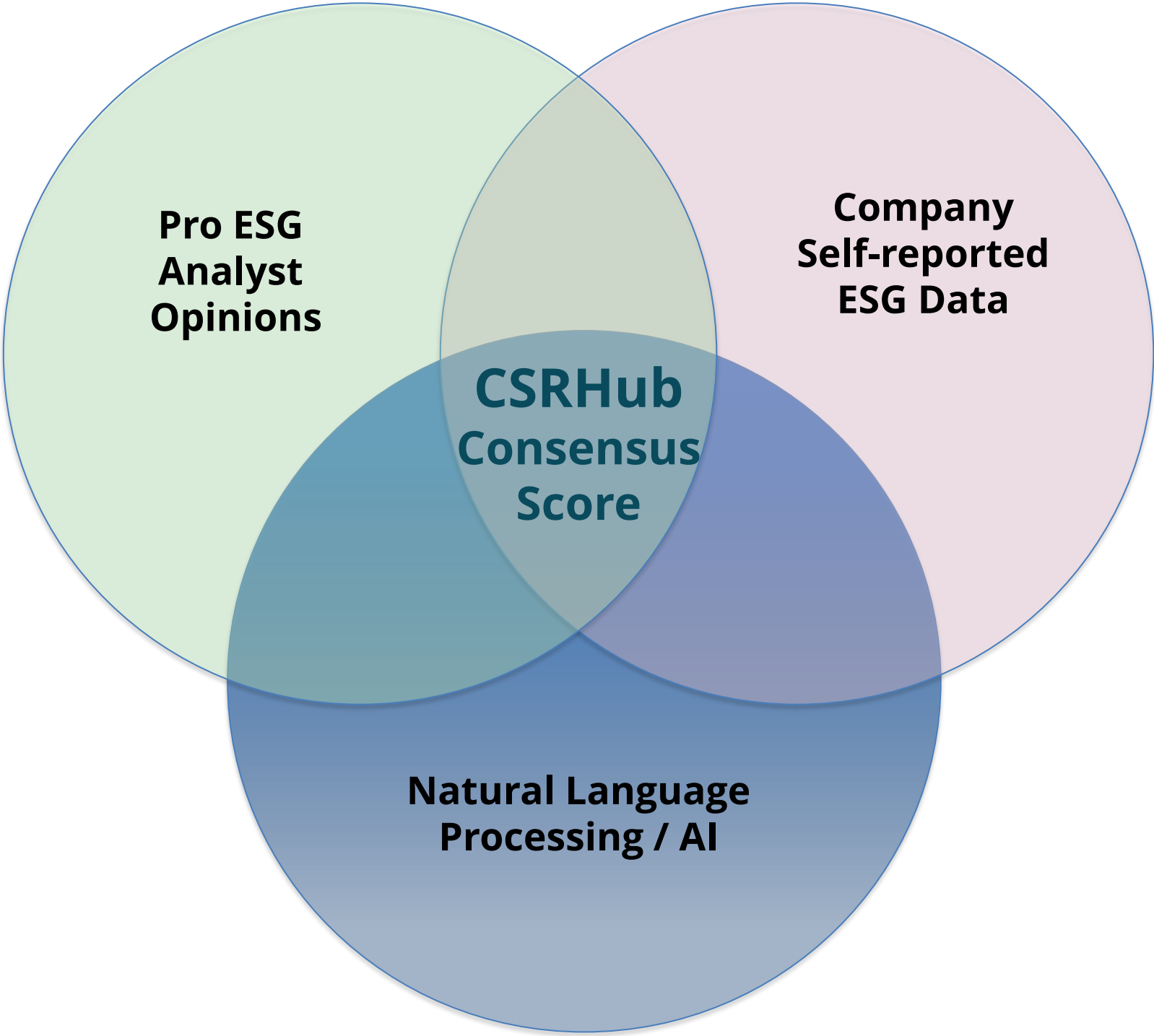
Number of companies covered: 6,000 to 50,000

## Consensus Opinions

Sources: CSRHub

Number of indicators: 12 subcategories

Number companies covered: 56,000



**900+**

Data Sources Aggregated

**13,000**

Data Indicators Converted

**134**

Industries Benchmarked

**56,000**

Companies Covered

**156**

Countries Covered

# The ROI of using CSRHub's Service

---




## Accuracy and reliability

We help you gain insight from expert market feedback to check your internal assessment.



## Speed

We provide continually updated benchmarks on your company, suppliers, and competitors' performance.



## Cost

Our competitive subscription fees save you money by providing a platform and hub of the leading ESG data with easy to use tools.



## Time

You can reduce staff or consultant time with harmonized data from hundreds of sources and diagnostic tools.



# CSRHub's Purpose

**To provide transparent access to ESG data to improve corporate ESG performance and global sustainability.**

CSRHub has been a B Corporation since 2010. B Corps use the power of business to solve social and environmental problems. Unlike traditional corporations, B Corps agree to meet social and environmental performance standards, disclose their performance so that it is transparent, and include consideration of all stakeholder interests in their legal structure.



# Appendix

---

# Company Ratings Challenges and CSRHub Solutions

Customer Challenges	CSRHub Solutions
Companies need to make sense of a conflicting and oblique ratings landscape.	CSRHub aggregates all the leading ESG analyst and ESG data sources to provide a consensus score - "True North" of ratings.
Companies want to compare their performance to their competitors and peers.	CSRHub benchmarks 37K companies worldwide. Clients learn where they are leading and lagging and what specific sources and indicators drive their scores.
Companies must improve performance and their ESG scores.	CSRHub tools map stakeholders by ratings favorability and who matters most; and if scores are moving up or down.
Companies are not sure which ESG raters to engage and how to engage them effectively.	CSRHub helps companies track hundreds of stakeholders and compare to their peers' engagement. They drill down to see what stakeholders evaluate.
Sustainability professionals need to communicate their ESG strategy and progress.	CSRHub helps track progress for your C-suite, Board, investors, and employees.
Companies need to extend their ESG strategy and assessment to other areas (supply chain, marketing).	CSRHub enables companies to gain internal corporate insight across functional areas of ESG, regulatory, risk, supply chain, IR, corp comm, PR, etc.

# CSRHub Aggregates the Leading ESG Analyst Sources

- ✓ CDP
- ✓ Covalence
- ✓ ESG Book
- ✓ FTSE Russell (LSEG)
- ✓ GaiaLens
- ✓ Ideal Ratings
- ✓ Integrum ESG
- ✓ InvestVerte
- ✓ ISS – ESG
- ✓ Moody's ESG (formerly Vigeo Eiris)
- ✓ MSCI ESG
- ✓ MSCI Controversies
- ✓ MSCI Governance
- ✓ S&P Global ESG Scores
- ✓ S&P Global – Trucost
- ✓ Sustainalytics
- ✓ Stocksnips
- ✓ Syn Tao Green Finance



esgbook



IdealRatings®

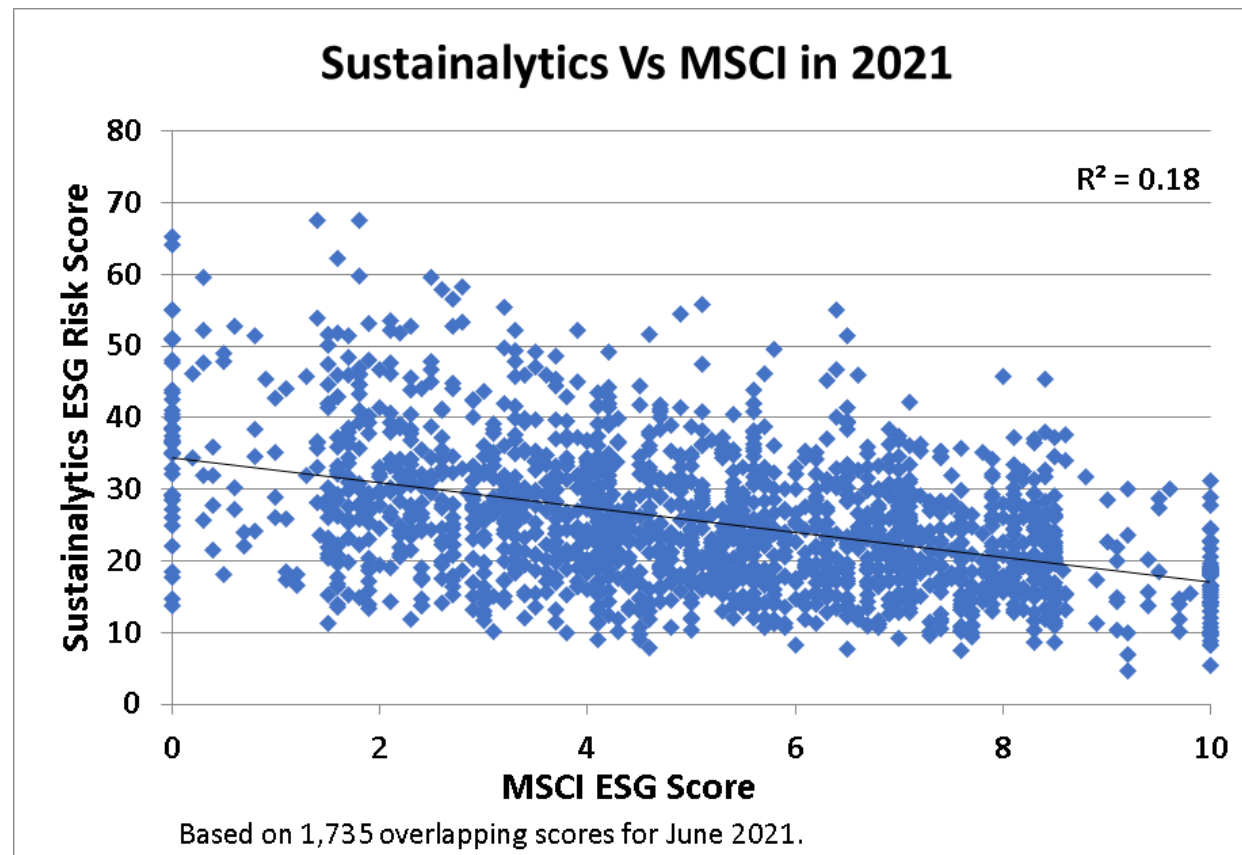


**Plus ~900 ratings data sets from NGOs, government, publications, best of lists, indexes, global reporting membership lists, crowd sources, and not-for-profit data.**

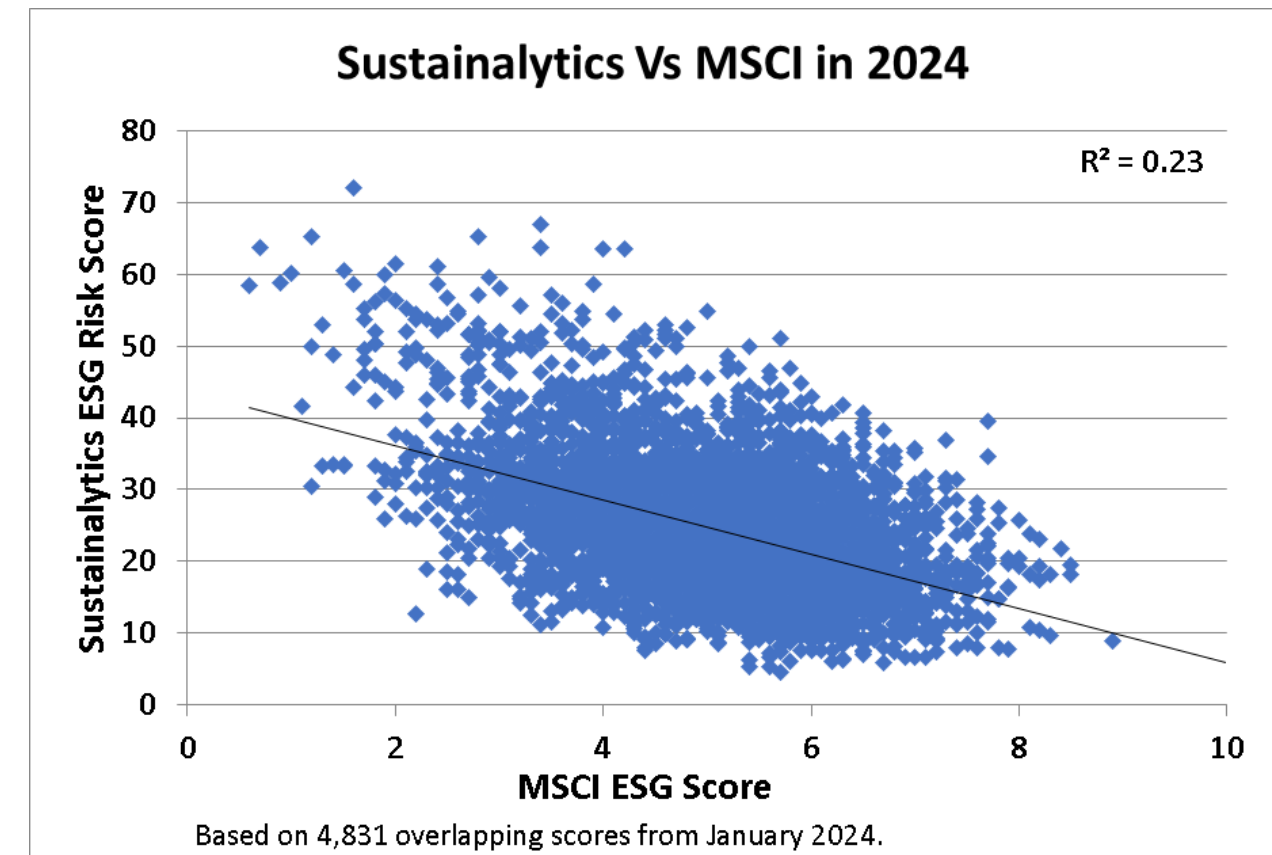


# Each ESG Rater Measures Sustainability Differently

ESG Rating Systems Have Low Correlations – CSRHub Consensus Ratings Makes Sense of the Confusion

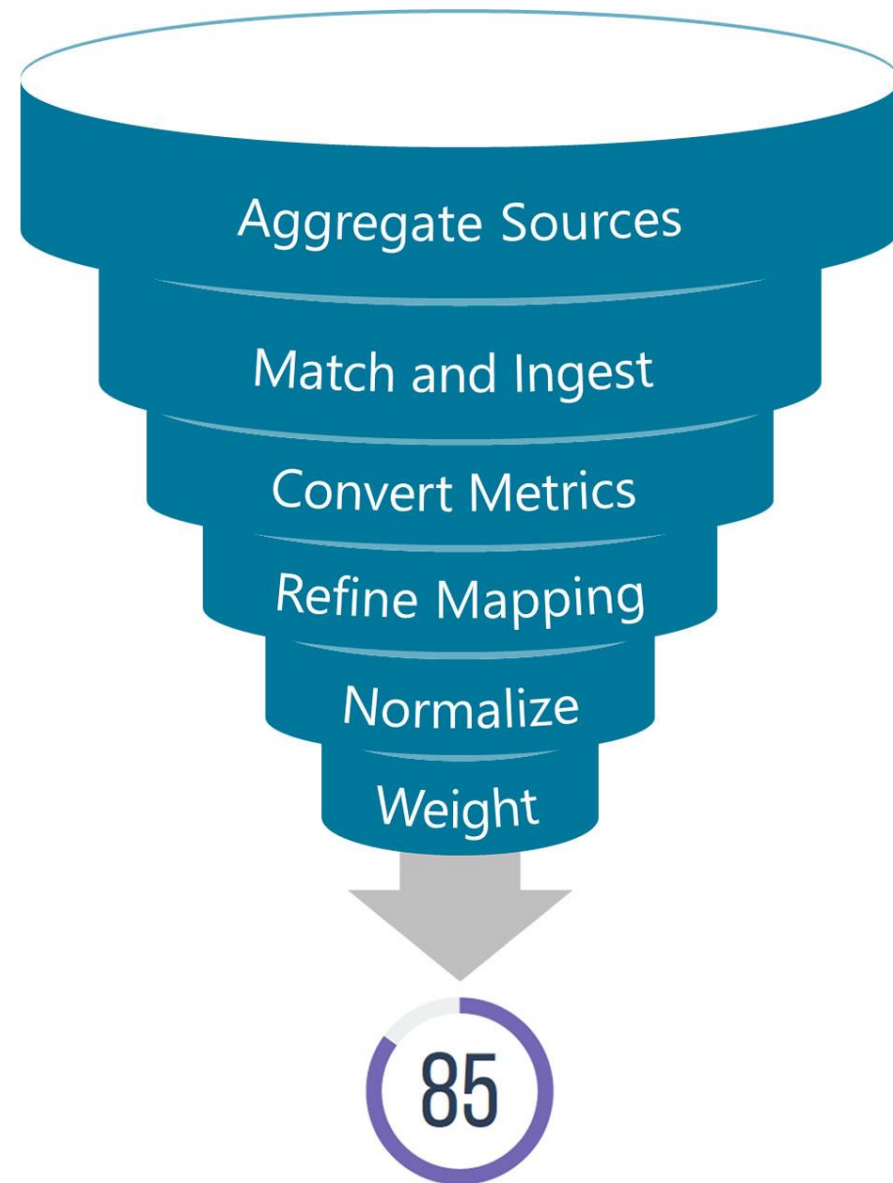


These two Major Sources had only a 18% correlation in 2021



Correlation improved only slightly to 23% in 2024

# CSRHub – How Our Big Data System Works



**Collect and aggregate** 600+ million data point indicators from over 900 ESG sources

**Match & ingest**, test & refine mapping to schema for each source

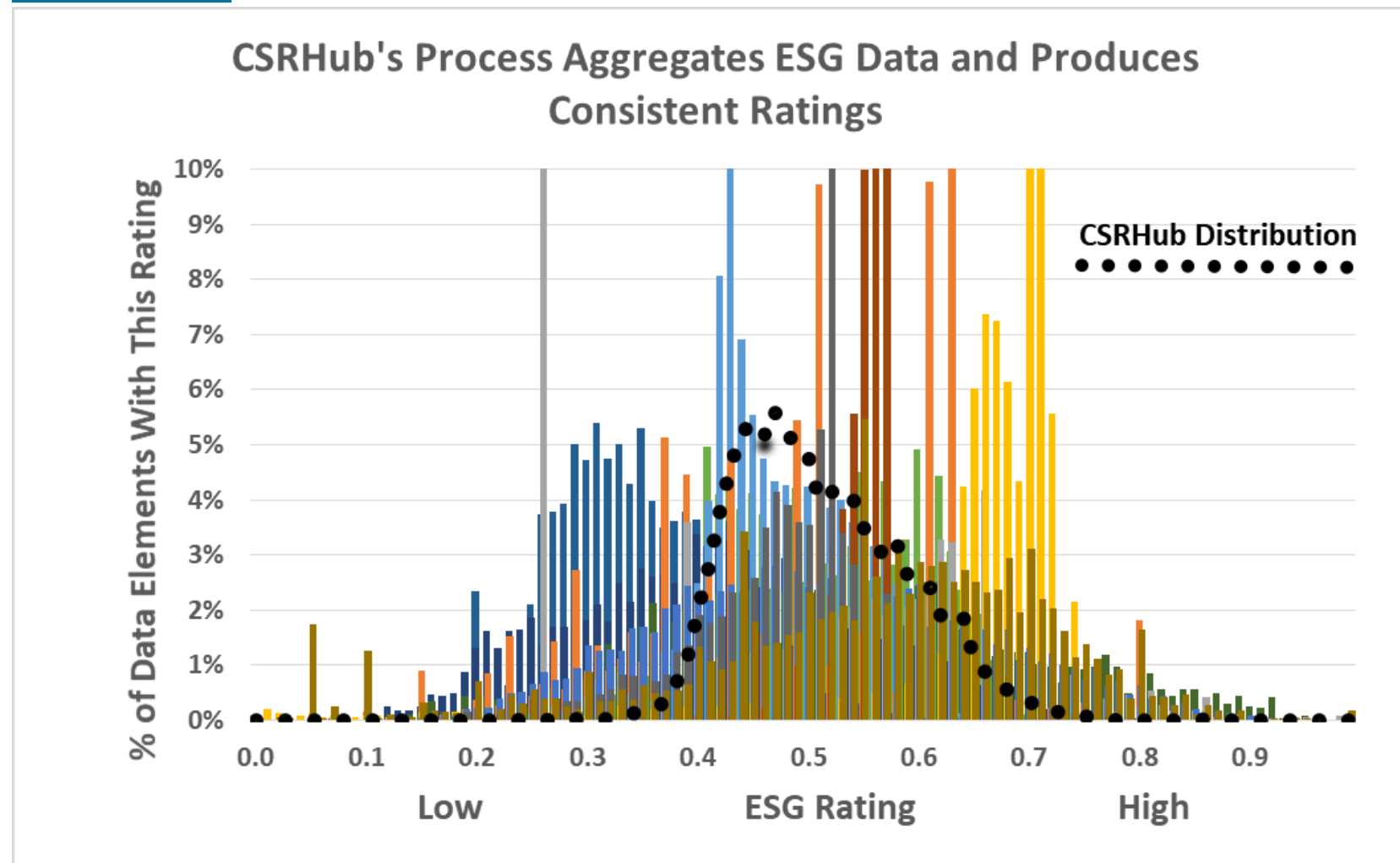
**Convert metrics** for each source based on correlations & authority

**Normalize and weight** each data point to produce 12 subcategory ratings that are comparable by industry and geography

**Rate and Rank** 37,000 companies in 156 countries across 134 industries

**Update all companies' ratings monthly**

# CSRHub's Big Data Technology Produces Consensus Ratings



Each color on this chart shows the ratings distribution curve of 12 ESG financial analyst data sources.

CSRHub's distribution of ratings is shown by the dotted black line.

- ✓ **Clients use CSRHub data to combine and manage wildly disparate ESG ratings** where each source has a different bias and scoring methodology.
- ✓ **The performance ratings signal becomes strong and actionable** after CSRHub processes these analyses and other input data sets.

# Sample Use Case – Benchmark Category and Subcategory Rankings

	A	B	C	D	E	F	G	H	I	J	K	L	M	N	O	P	Q	R
1	<div> <div>CSRHUB<sup>®</sup></div> <div>Dashboard Competitor Benchmark</div> </div>																	
2	<div> <div>Category and Subcategory Percentile Ranks</div> <div> <div>0 - 29</div> <div>30-39</div> <div>40-49</div> <div>50-59</div> <div>60-79</div> <div>80-100</div> </div> <div>LowHigh</div> </div>																	
7	Average % Rank	68%	66%	85%	56%		75%	58%	54%	64%	64%	68%	84%	81%	84%	45%	51%	68%
8	Best % Rank	85%	87%	97%	73%		90%	89%	66%	72%	90%	94%	99%	96%	95%	71%	62%	83%
9	Worst % Rank	42%	55%	64%	42%		54%	26%	39%	53%	48%	43%	59%	62%	59%	24%	37%	43%
10	Subcategory Percentile Ranks																	
11	Category Percentile Ranks																	
12	Company Name (From Enter Company Names Sheet)	Community	Employees	Environment	Governance	Community			Employees			Environment			Governance			
						Community Dev & Philanthropy	Human Rights & Supply Chain	Product	Compensation & Benefits	Diversity & Labor Rights	Training, Health & Safety	Energy & Climate Change	Environment Policy & Reporting	Resource Management	Board	Leadership Ethics	Transparency & Reporting	
13	Novartis AG	85%	87%	93%	46%	85%	89%	58%	72%	90%	94%	93%	93%	90%	35%	43%	62%	
14	Apple Inc.	68%	60%	97%	73%	64%	68%	58%	65%	61%	58%	99%	96%	92%	45%	62%	83%	
15	Samsung Electronics Company Limited	74%	67%	94%	42%	79%	72%	55%	59%	66%	71%	87%	95%	95%	24%	45%	72%	
16	Wal-Mart Stores, Inc.	64%	68%	84%	60%	78%	54%	46%	68%	60%	72%	84%	75%	89%	56%	37%	75%	
17	Amazon.com, Inc.	42%	55%	64%	71%	54%	26%	39%	66%	58%	43%	59%	67%	59%	71%	59%	71%	
18	Alibaba Com Limited	72%	58%	76%	46%	90%	41%	66%	53%	48%	68%	82%	62%	79%	38%	58%	43%	



# Subscribers Receive the ESG Roadmap Report

Buy a Roadmap

Click to see the Roadmap sections.

CSRHub ESG Roadmap

\*BENCHMARK

\*TRENDS

\*ENGAGE

\*ESG RATINGS LEVER

Commentary and Advice

Purchase Your Roadmap

CSRHub ESG Roadmap

Benchmark and Stakeholder Diagnostic

Your Guide to ESG Ratings Improvement

CSRHub provides the world's broadest and most consistent set of Consensus Environment, Social, and Governance (ESG) ratings and information.

**Need a customized benchmark built for internal competitive insight?**

**CSRHub's ESG Benchmark and Stakeholder Diagnostic report:**

- ✓ Benchmarks your company's position versus its comparator and examines trends in ratings.
- ✓ Pinpoints where your company needs to focus.
- ✓ Determines which stakeholders have positive or negative views and their level of impact on how you are perceived.
- ✓ Identifies sources that you may engage to increase positive perception offers suggestions for improvement.

CSRHUB®

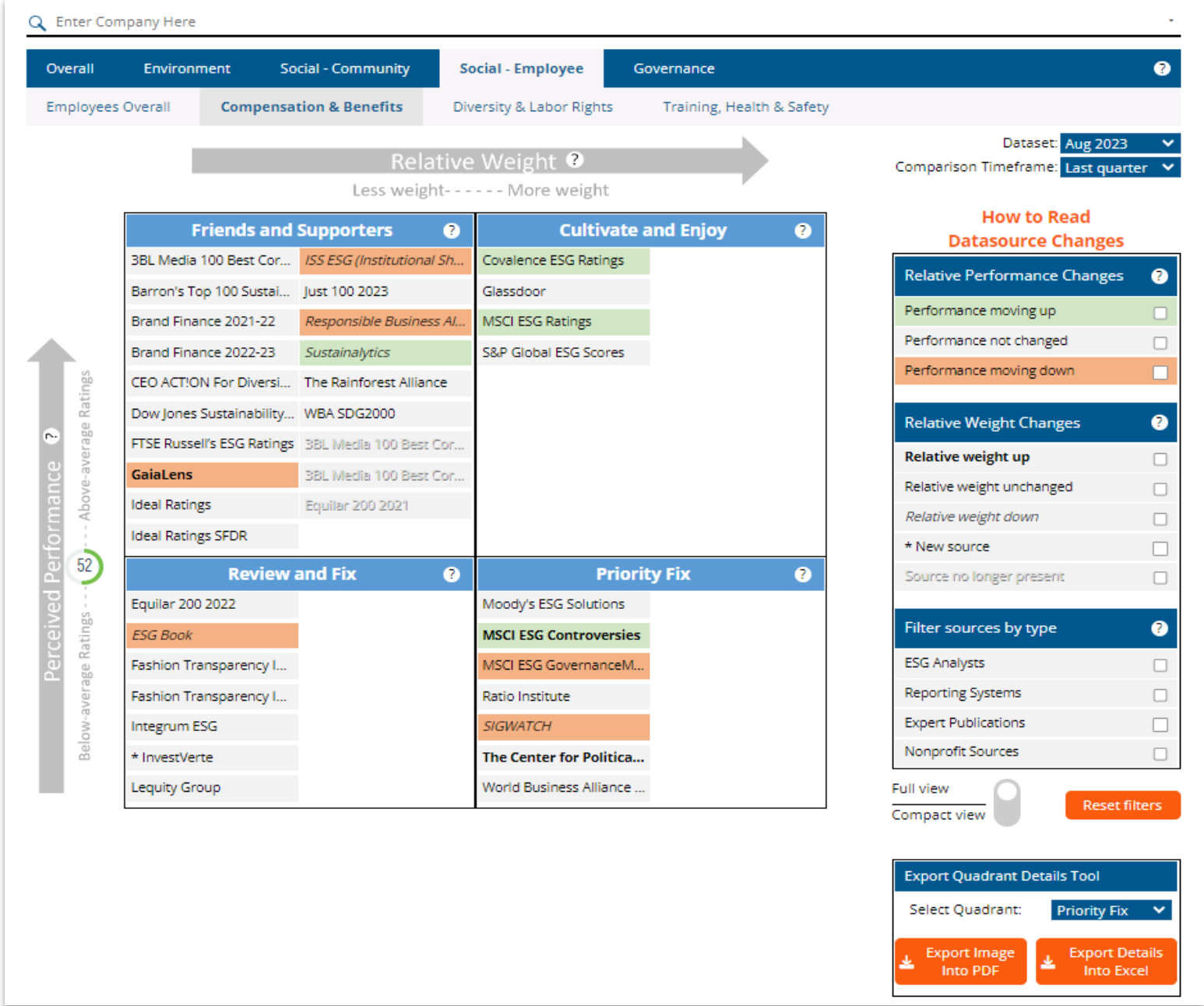
www.csrhub.com

17

# ESG Ratings Lever – Roadmap for Company Ratings Improvement

## ESG Ratings Lever

- ✓ Prioritize Stakeholders by perceived performance and relative weight
- ✓ Determine action plan for performance and ratings improvement



# CSRHub's Founders and Team



**Cynthia Figge**  
CEO & Co-founder



McCAW CELLULAR, INC.



**CleanFiber**



**HARVARD**  
BUSINESS SCHOOL



**Bahar Gidwani**  
CTO & Co-founder

**McKinsey&Company**



**INDEX STOCK IMAGERY™**



**HARVARD**  
BUSINESS SCHOOL

## Founders Have Pioneered ESG Big Data Solution

- ✓ Cynthia brings deep experience in ESG strategy, CSR reporting and data
- ✓ Bahar has built two successful Big Data companies

## Experienced Team based in US, Europe, Asia

## Seasoned Board, Advisors and Investors

Contact:

Cynthia Figge, [Cynthia@csrhub.com](mailto:Cynthia@csrhub.com)

Bahar Gidwani, [Bahar@csrhub.com](mailto:Bahar@csrhub.com)

Mindie Walkoviak, [Partner@csrhub.com](mailto:Partner@csrhub.com)

Jessica Zuhl, [Jessica@csrhub.com](mailto:Jessica@csrhub.com)

[Demo Requests](#)

# CSRHub Useful Links

---

## Data Structure

<https://www.csrhub.com/csrhub-esg-data-schema>

**13,000 indicators mapped to our 12 subcategories**

<https://www.csrhub.com/csrhub-esg-ratings-methodology>

**16 Special issues**

<https://www.csrhub.com/csrhub-special-issues-list>

## Company Coverage

We cover 56,000 entities and rate 37,000 entities:

<https://www.csrhub.com/csrhub/>

## Data Sources

Aggregate 600MM data points from 900 data sources including the leading ESG analyst databases:

[https://www.csrhub.com/our\\_data\\_sources/](https://www.csrhub.com/our_data_sources/)

## Geographic Coverage

Cover companies in 156 countries:

[https://www.csrhub.com/CSR\\_ratings\\_by\\_region\\_and\\_country/](https://www.csrhub.com/CSR_ratings_by_region_and_country/)

## Industry Classification

Classify companies into one or more of 134 industries based on NAICS:

[https://www.csrhub.com/CSR\\_industry\\_ratings/](https://www.csrhub.com/CSR_industry_ratings/)

## Rating Rules

<https://www.csrhub.com/csrhub-esg-rating-rules>

## Data Access

Macro-enabled Excel dashboard templates Customized data feeds.

API: <https://www.csrhub.com/csrhub-restful-api>

Advanced Boolean search tool.

## Updating of Data

Update data monthly; our data sources update at varying times. Adding new data sources monthly.

## History of Data

Data history extends back monthly to December, 2008.