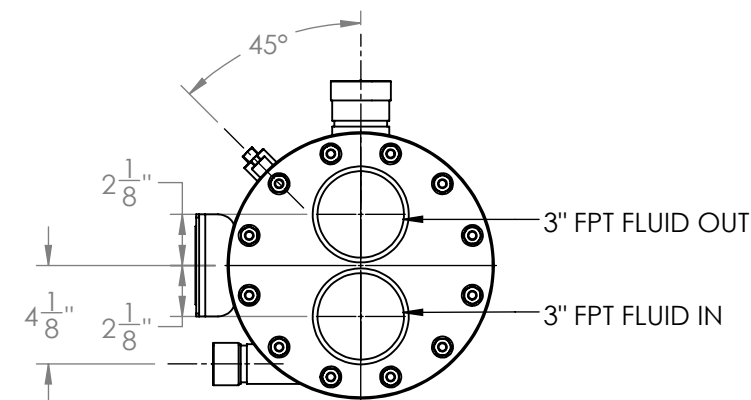
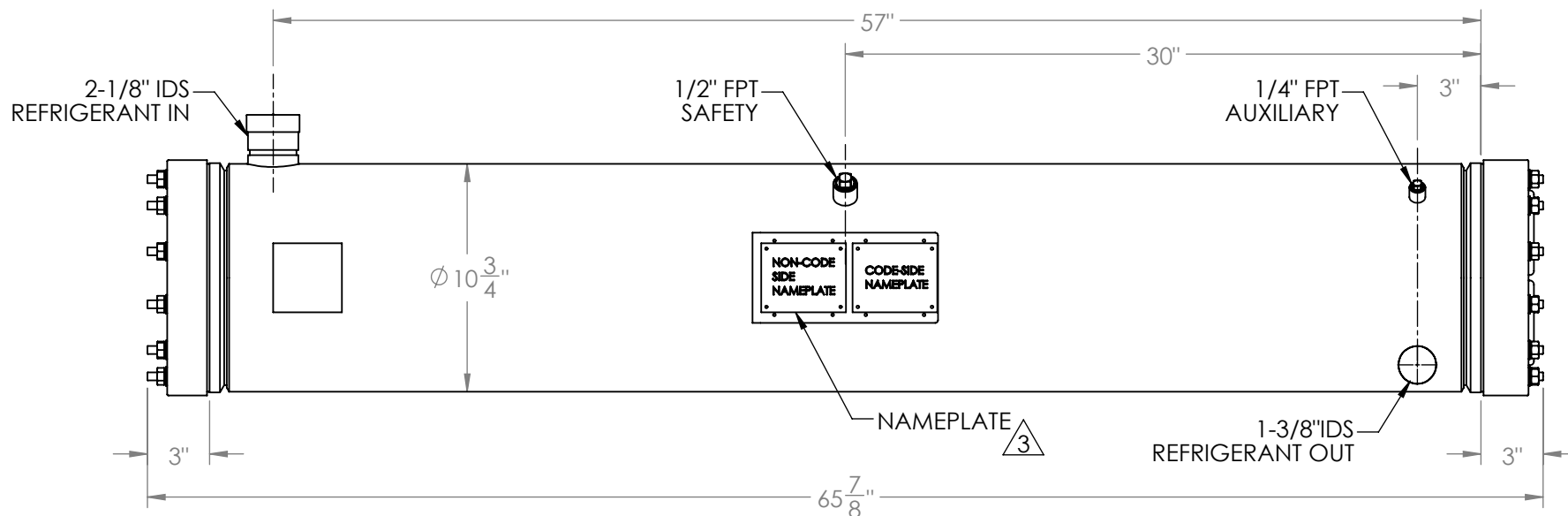
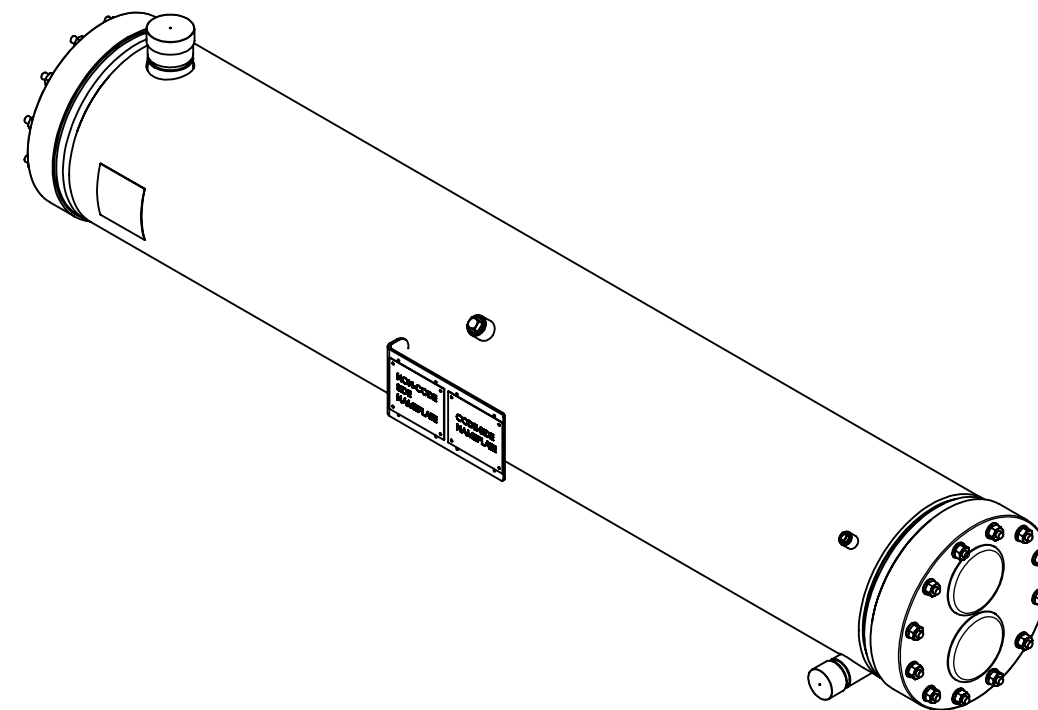


Approval: _____

Customer Signature Required Upon Order

Customer Company Name: _____

1. Shell Side:
 - Max. Allowable Work Pressure: 400psi @ 250F
 - Min. Design Metal Temp.: -20F @ 400psi
 - Capacity: 2.20 ft3
 - Type of Fluid (Non-lethal): CFC, HFC, HCFC, OIL
 - Physical State of Fluid: LIQUID / VAPOR
 - Vessel Stamp: UM
2. Tube Side:
 - Max. Allowable Work Pressure: 150psi @ 150F
 - Min. Design Metal Temp.: -20F @ 150psi
 - Capacity: 0.45 ft3
 - Type of Fluid (Non-lethal): WATER / ANTIFREEZE
 - Physical State of Fluid: LIQUID
 - Vessel Stamp: NON-CODE
3. Manufacture vessel in accordance with ASME Sec VIII Div. 1 (Latest Version)
4. Pressure boundary parts are carbon steel / Tubes are copper.
5. All connections will be shipped with caps and plugs.
6. Vessel will be painted black.



NO	REVISIONS (INDICATED BY Δ)	BY	DATE	JOB#		
0	ORIGINAL	FHO	11/05/2012	MATERIAL		
1	CORRECTED CPLNG NOTE	CT	5/16/2017			
2	Update vessel length	AC	7/21/2017			
3	Update nameplate	AC	12/13/2018			
4				DRAWN	FHO	11/05/2012
5				CHECK		
6				APVD		

TITLE: APPROVAL DRAWING		
SIZE B	VESSEL NO. STC040XS-XXX	REV 03
SCALE: 1:8		SHIPPING WEIGHT: 295.70 lbs

PROPRIETARY AND CONFIDENTIAL
THE INFORMATION CONTAINED IN THIS DRAWING IS THE SOLE PROPERTY OF BITZER US. ANY REPRODUCTION IN PART OR AS WHOLE WITHOUT THE WRITTEN PERMISSION OF BITZER US IS PROHIBITED.

VIEW CONVENTION
THIRD ANGLE
ANGULAR TOL ± 2°
FRAC TOL ± 1/4
1 INCH = 25.400000 MM

BREAK SHARP EDGES
THREADS TO BE CLASS 2
DIM & TOL PER ANSI Y14.5M

INCHES	X.	± 1
.X	± .125	METRIC X.X
.XX	± .063	± 0.5
.XXX	± .005	X.XX ± 0.25
		X.XXX ± 0.13