

BIG WEST MEN'S BASKETBALL

TABLE OF CONTENTS

GENERAL INFORMATION

| | |
|---|-------|
| Big West Directory | IFC |
| Big West History | 2-3 |
| Commissioner Dennis Farrell | 4 |
| Senior Associate Commissioner Rob Halvaks | 4 |
| Associate Commissioner Jody McRoberts | 4 |
| Assistant Commissioner Mike Daniels | 4 |
| Conference Office Staff | 4-5 |
| Historical Basketball Moments | 6-7 |
| Big West Players Drafted In The Pros | 8 |
| 2007 Big West Basketball Tournament | 9 |
| 2006-2007 Composite Schedule | 10-11 |
| Big West News & Notes | 12-13 |
| ESPN Bracket Buster Saturday | 14 |

THE TEAMS

| | |
|---|--------------|
| cal poly | 16-18 |
| Quick Facts, Team Notes, Roster | 16 |
| Schedule, 05-06 Results, Players To Watch | 17 |
| Coach Bromley, 05-06 Stats, Player Career Stats | 18 |
| Year-By-Year Program Record | 18 |

| | |
|--|--------------|
| cal state fullerton | 19-21 |
| Quick Facts, Team Notes, Roster | 19 |
| Schedule, 05-06 Results, Players To Watch | 20 |
| Coach Burton, 05-06 Stats, Player Career Stats | 21 |
| Year-By-Year Program Record | 21 |

| | |
|--|--------------|
| cal state northridge | 22-24 |
| Quick Facts, Team Notes, Roster | 22 |
| Schedule, 05-06 Results, Players To Watch | 23 |
| Coach Braswell, 05-06 Stats, Player Career Stats | 24 |
| Year-By-Year Program Record | 24 |

| | |
|--|--------------|
| long beach state | 25-27 |
| Quick Facts, Team Notes, Roster | 25 |
| Schedule, 05-06 Results, Players To Watch | 26 |
| Coach Reynolds, 05-06 Stats, Player Career Stats | 27 |
| Year-By-Year Program Record | 27 |

| | |
|--|--------------|
| uc irvine | 28-30 |
| Quick Facts, Team Notes, Roster | 28 |
| Schedule, 05-06 Results, Players To Watch | 29 |
| Coach Douglass, 05-06 Stats, Player Career Stats | 30 |
| Year-By-Year Program Record | 30 |

| | |
|---|--------------|
| uc riverside | 31-33 |
| Quick Facts, Team Notes, Roster | 31 |
| Schedule, 05-06 Results, Players To Watch | 32 |
| Coach Spencer, 05-06 Stats, Player Career Stats | 33 |
| Year-By-Year Program Record | 33 |

| | |
|--|--------------|
| uc santa barbara | 34-36 |
| Quick Facts, Team Notes, Roster | 34 |
| Schedule, 05-06 Results, Players To Watch | 35 |
| Coach Williams, 05-06 Stats, Player Career Stats | 36 |
| Year-By-Year Program Record | 36 |

| | |
|--|--------------|
| pacific | 37-39 |
| Quick Facts, Team Notes, Roster | 37 |
| Schedule, 05-06 Results, Players To Watch | 38 |
| Coach Thomason, 05-06 Stats, Player Career Stats | 39 |
| Year-By-Year Program Record | 39 |

2005-06 IN REVIEW

| | |
|--|----|
| 2005-06 Final Standings | 41 |
| 2006 Big West Tournament Results | 41 |
| 2006 Big West Tournament Top Performers | 41 |
| 2006 NCAA Tournament Results | 41 |
| 2005-06 All-Big West Team | 42 |
| 2006 All-Tournament Team | 42 |
| 2006 All-Specialty Team | 42 |
| 2005-06 Players of the Week | 42 |
| 2005-06 All-Academic Team | 42 |
| 2005-06 Overall Team Statistics | 43 |
| 2005-06 Overall Individual Statistics | 44 |
| 2005-06 Conference Team Statistics | 45 |
| 2005-06 Conference Individual Statistics | 46 |
| 2005-06 Superlatives | 47 |

BIG WEST RECORD BOOK

| | |
|----------------------------------|-------|
| Individual Records | 49 |
| Team Records | 50 |
| Single Game Records - Individual | 51 |
| Single Season Records | 52 |
| Career Records | 53 |
| All-Time Team Leaders | 54-55 |
| All-Time Individual Leaders | 55-56 |
| Annual Standings | 57-59 |
| All-Time Coaching Records | 60-61 |

HONORS

| | |
|---|-------|
| All-Time All-Big West Selections | 62-64 |
| All-Time First Team Selections | 65 |
| All-Time Players of the Year | 65 |
| All-Time Coaches of the Year | 65 |
| All-Time Team-By-Team All-Big West Selections | 65 |
| All-Time All-Freshman Teams | 66 |
| All-Time Players of the Week | 67-68 |
| All-Americans | 69 |

POSTSEASON

| | |
|---|-------|
| Big West Tournament Results | 70-71 |
| Big West Championship Game Results | 72 |
| Big West Tournament Team vs. Team Records | 72 |
| Big West Tournament All-Tournament Teams | 73 |
| Big West Tournament Record Book | 74 |
| NCAA Tournament Year-By-Year Results | 75 |
| NIT Year-By-Year Results | 76 |
| NCAA Tournament Coaching Records | 76 |
| NIT Coaching Records | 76 |

NCAA TOURNAMENT DATES & SITES

Opening Round: March 13
UD Arena • Dayton, OH
Host: University of Dayton

First/Second Rounds: March 15-18
March 15 & 17

HSBC Arena • Buffalo, NY
Hosts: Metro Atlantic Athletic Conference,
Canisius College and Niagara

Rupp Arena • Lexington, KY
Host: University of Kentucky

ARCO Arena • Sacramento, CA
Host: University of the Pacific

Lawrence Joel Veterans Memorial Coliseum •
Winston-Salem, NC
Host: Wake Forest University

March 18 & 20
United Center • Chicago, IL
Host: Big Ten Conference

Nationwide Arena • Columbus, OH
Host: The Ohio State University

New Orleans Arena • New Orleans, LA
Host: Tulane University

Spokane Memorial Arena • Spokane, WA
Host: N.C. State

Regionals: March 22 - 25
March 22 & 24

South Regional
Alamodome • San Antonio, TX
Host: University of Texas-San Antonio

West Regional
HP Pavilion • San Jose, CA
Host: San Jose State University

March 23 & 25
East Regional
Continental Airlines Arena • East Rutherford, NJ
Host: Rutgers University

Midwest Regional
Edward Jones Dome • St. Louis, MO
Host: Missouri Valley Conference

Men's Final Four: March 31 and April 2
Georgia Dome • Atlanta, GA
Host: Georgia Tech

Wilson

Official Ball Of The
Big West
Basketball Tournament



BIG WEST HISTORY

About the Big West Conference

The Big West Conference enters the 2006-07 season in its 38th year of operation. There are 17 conference-sponsored sports in the Big West. Women's sports are comprised of soccer, volleyball, cross country, swimming and diving, basketball, golf, tennis, softball and track and field. Men's sports include soccer, cross country, swimming and diving, basketball, golf, tennis, baseball and track and field.

Over the past three decades, the conference has striven for athletic and academic success, and has accomplished those goals to a large degree. The conference has undergone membership changes throughout its long history, the most recent of which has significantly enhanced its stability.

Following the 2004-05 academic year, Idaho and Utah State left the Big West, creating an eight-team league comprised of all California schools: Cal Poly, Cal State Fullerton, Cal State Northridge, Long Beach State, UC Irvine, UC Riverside, UC Santa Barbara and Pacific. A ninth school from the Golden State – UC Davis – is currently in the final year of a four-year process of transitioning from Division II to Division I and officially joins the Big West at the start of the 2007-08 season.

Regardless of the membership makeup, the Big West has stacked up well against the rest of the nation. In fact, the conference has claimed 16 team national championships in its history, including six in women's volleyball, two in baseball, one in softball and one in men's basketball. Big West athletes also have claimed several titles on an individual basis in such sports as swimming, track and field, and golf.

The Big West also fared well in the 2006 United States Sports Academy Directors Cup, which gauges the best overall collegiate athletic programs, with three league schools finishing in the top 100. Cal State Fullerton finished in a tie for 73rd, Long Beach State came in 89th and UC Santa Barbara was tied for 92nd.

On a worldwide scale, Big West athletes also have competed in the Olympics. A sampling of athletes who have competed at the Olympic level include Long Beach State's Tara Cross-Battle, Tayyiba Haneef and Danielle Scott (women's indoor volleyball), and Misty May (women's beach volleyball); UC Santa Barbara's Jason Lezak (men's swimming), Cal State Fullerton's Leon Wood (men's basketball) and Jenny Topping (softball); Pacific's Elaina Oden (women's volleyball) and Brad Schumacher (men's swimming); and UC Irvine's Steve Scott (men's track and field).



Big West Success Found in all Sports

The 2005-06 campaign proved successful once again for the Big West Conference with 19 teams continuing play well into the postseason, which included 11 NCAA automatic bids, eight NCAA at-large berths and one WNIT bid. In addition, six of the eight round robin sports (women's volleyball, men's and women's soccer, women's basketball, baseball and softball) sent multiple teams to the postseason, with the sport of softball leading the way with three teams. Also, all eight schools represented the Big West in postseason play in at least one sport.

The year was highlighted by the Cal State Fullerton's baseball team making its 14th trip to the College World Series and the Cal State Fullerton women's soccer team and Cal State Northridge men's soccer team both advancing to the third round (Sweet 16) of their respective NCAA Championships.

The Titan baseball squad, one of two Big West programs making the tournament, would battle its way to the Final Four before being eliminated by the North Carolina Tar Heels, ending its attempt for the fifth National Championship in school history. UC Irvine was the other Big West school to receive an NCAA bid. It was the Anteaters' second visit to the postseason in the past three years. Cal State Fullerton's Friday-night starter, Wes Roemer, was tabbed Collegiate Baseball Co-National Player of the Year with outfielder Kellen Kulbacki of James Madison. Roemer became the second Big West player in the last three seasons to earn the prestigious honor.

Cal State Fullerton and UC Riverside received bids to the 2005 NCAA Women's Soccer Championship, marking the first time that two teams were selected to the postseason in the Big West's 10-year history of sponsoring the sport. The Titans also established another first for the conference in earning the right to host the first two rounds of the NCAA Tournament at Titan Stadium.

Cal State Fullerton advanced to the third round for the first time in school and conference history, while UC Riverside was eliminated after the first round. As a conference, the Big West finished fourth out of 30 conferences in the season-ending Women's Soccer Ratings Percentage Index (RPI). The ranking is an all-time best for the league and continues to show a trend of improvement for the sport of women's soccer in the conference, following finishes at No. 14 in 2002, No. 12 in 2003 and No. 10 in 2004.

On the men's side, Cal State Northridge and UC Santa Barbara were chosen to participate in the 2005 Division I NCAA Men's Soccer Championship. The Matadors received a first-round bye before winning their first Division I postseason game and knocking off conference foe UCSB to advance to the third round. UC Santa Barbara shutout San Diego State, 2-0, before facing CSUN in the second round.

Representing the Big West in the 2005 NCAA Volleyball Tournament were Long Beach State and UC Santa Barbara. The tradition-rich Gauchos are tied with Stanford and Penn State for the most consecutive postseason appearances with 25, while the 49ers aren't far behind at 19 straight trips to the tournament.

While men's (Pacific) and women's (UC Riverside) basketball each sent one team to the NCAA Tournament, the UC Santa Barbara women earned a berth to the WNIT, extending their streak of postseason play to 11 years. The Tigers (24-8), who compiled three straight 20-plus win seasons for the first time in school history, earned the conference's automatic bid after defeating Long Beach State in the Big West Men's Basketball Tournament. On the women's side, the Highlanders received the league's automatic bid after defeating nine-time defending tournament champion UC Santa Barbara, 59-58, sending them to the Big Dance for the first time in school history.

Big West softball finished up another solid season with three representatives in the NCAA Championship. Cal State Fullerton, Long Beach State and UC Santa Barbara continued the league's trend of sending multiple teams to the postseason, a string that has not been broken in all 22 years the Big West has sponsored the sport. Although all three schools were ousted in the NCAA Regionals, the Big West remained one of the nation's top softball conferences thanks to its strength from top to bottom. Six of the seven members posted winning records in 2006.

BIG WEST HISTORY

The Long Beach State women and UC Santa Barbara men earned the conference's automatic qualifiers for the 2006 NCAA Men's and Women's Tennis Championships. Long Beach State made its third consecutive NCAA appearance and fourth overall, while UC Santa Barbara appeared in its sixth NCAA Tournament. Joining the 49er and Gaucho squads were Pacific senior Arnar Sigurdsson and Long Beach State freshmen Hannah Grady and Jessica Weeks, who earned entries into the 64-person 2006 NCAA Division I Men's and Women's Individual Tennis Championships.

Men's and women's golf also contributed to the conference's grand total of postseason participants, each grabbing two bids. On the women's side, UC Irvine, making its third team appearance in just five years of the program's existence, earned the conference's automatic bid to NCAA Regionals by winning the Big West Championship in dominant fashion. The Anteaters out-distanced themselves from the rest of the field by 43 strokes. Long Beach State's selection as an at-large bid to the 21-team regional field was a first-time accomplishment for the program.

The Cal Poly and UC Irvine men's golf teams represented the Big West at the NCAA West Regional, while Long Beach State junior Ryan Wood competed for the Big West as an individual. Cal Poly earned the conference's automatic berth, while the Anteaters received an at-large bid for their fifth trip in six years. The story during the Big West Golf Championships had to be Long Beach State's Ryan Panichpakdee's final round. Panichpakdee shot a course record 62 on his way to a 16-under par for the tournament.

Individually, the Big West enjoyed another impressive season with a total of 29 student-athletes competing in the NCAA finals (18 track & field, 7 swimming & diving, 2 women's tennis, 1 men's golf, 1 men's tennis). Of those athletes, eight returned home with All-America status. As a whole (round robin and individual), the Big West garnered 20 All-America honors in nine different sports. Men's and women's track & field nabbed six national accolades, with baseball a close second with five honorees. Student-athletes competing in volleyball, softball, men's and women's soccer and men's and women's swimming & diving were also tabbed with All-America status.

The Beginning

The Big West Conference was formed as the Pacific Coast Athletic Association on July 1, 1969. However, the unofficial history of the conference pre-dates that point of time, extending back to 1967.

Cal State LA, Fresno State, Long Beach State and San Diego State were members of the California Collegiate Athletic Association, long recognized as the nation's premier college circuit.

That conference was classified college division, and therein lay a major source of dissatisfaction. Since 1963, the four institutions had captured 16 national titles. The number swelled to 21 if the mythical football championships were included.

With no more territory to conquer at the college division, a step up to university ranks had to be considered.

At the time, San Jose State, UC Santa Barbara and Pacific were members of the West Coast Athletic Conference but were enduring a strained relationship due to the limit of conference sports sponsored. That, plus the fact that national football figures UOP and SJSU were already competing as independents, led the schools to pursue a more broad-based conference alignment.

Therefore, officials of the seven colleges and universities assembled as a body in May of 1969, tied up loose ends and less than two months later the PCAA was born.

Direction in the early days of the conference came from such men as Dr. Stephen Goodspeed, vice-chancellor at UC Santa Barbara, the first president and chairman of the founders committee. J. Kenneth Fagans provided guidance as the league's first commissioner. Jesse T. Hill, one of the nation's most successful directors of athletics at USC, followed Fagans as the conference's first full-time commissioner.

SJSU was already labeled a university division school in all sports when the PCAA emerged. San Diego State and Pacific were granted university division status in the summer of 1970 and the remaining conference members shed the college division moniker by 1972.

The original PCAA lineup changed in the early years and by 1975, charter members UCSB and CSLA had dropped football and SDSU left the conference in football only. In 1974, Cal State Fullerton moved into the conference. By 1977, UC Irvine joined the Big West and UCSB was back in — both as non-football playing institutions — while Utah State became the first non-California member of the circuit, transforming the PCAA into a regional conference.

UNLV (1981) and New Mexico State (1984) soon followed suit, bringing the league's membership to 10 universities.

In the fall of 1983, the PCAA became the first western conference to incorporate women's athletic programs into the conference. Charter women's members UC Irvine, UC Santa Barbara and UNLV competed in five championships.

By the end of 1985, Pacific, Hawai'i, Cal State Fullerton, Long Beach State, San Diego State, Fresno State and San Jose State had joined the women's conference. The PCAA upped its women's sponsorship to eight championships.

The PCAA began its 20th year of existence in 1988 by changing its name to the Big West Conference. With the inclusion of the states

of Utah, Nevada, and New Mexico, the term "Big West" more accurately represented the conference. Since the name Big West has been used, conference teams have won nine NCAA team championships, establishing the Big West's winning identity that is recognized nationally. Even though the Big West is again an all-California conference, the name Big West still embodies the identity, history, and tradition of excellence the conference has achieved, making it a well-known entity in collegiate athletics.

Big West Conference Membership Profile

| School | Season Joined | Length of Membership | Enrollment |
|----------------------|-----------------------------------|----------------------|------------|
| Cal Poly | 1996-97 | 10 years | 18,400 |
| Cal State Fullerton | 1974-75 | 32 years | 35,040 |
| Cal State Northridge | 2001-02 | 5 years | 33,243 |
| Long Beach State | 1969-70 | 37 years | 34,620 |
| UC Irvine | 1977-78 | 29 years | 25,000 |
| UC Riverside | 2001-02 | 5 years | 17,000 |
| UC Santa Barbara | 1969-70 through 1973-74 and 76-77 | 35 years | 20,847 |
| Pacific | 1971-72 | 35 years | 6,000 |

BIG WEST STAFF



Dennis Farrell

Commissioner

27th season

The 2006-07 academic year marks the 15th year in Dennis Farrell's tenure as commissioner of the Big West Conference, but 27th season on staff. He is the fourth full-time commissioner in the 37-year history of the Big West, following Jess Hill (1972-78), Lew Cryer (1978-88) and Jim Haney (1988-92).

Prior to assuming the role of commissioner on July 1, 1992, Farrell served the conference in various capacities as an assistant/associate commissioner since joining the conference in 1980. During his Big West tenure, Farrell has acted as the primary rule interpreter, championship administrator, schedule coordinator and director of the league's successful postseason basketball tournament.

Farrell has been active in representing the Big West on both the national and regional level. From 1994 to 1997 he served on the important NCAA Council and from 1991 to 1997 he sat on the NCAA Two-Year College Relations Committee (including serving as its chair from 1992 to 1995). He also served as the Division I-AAA Vice President of the Collegiate Commissioners Association and is chair of the NCAA Baseball Issues Committee. Farrell also is presently a member of the Los Angeles

Sports Council which is active in securing, marketing and administering major athletic events for the Southern California area.

Before joining the Big West, Farrell was the sports information director for nearly three years at Saddleback Community College in Mission Viejo, Calif. A 1974 graduate of San Diego State University, Farrell worked for the Daily Californian newspaper in El Cajon and radio station KDEO while attending college. From 1975 to 1977, he was employed as sports editor of the Saddleback Valley News in Mission Viejo. He also worked in the sports department of the Orange County edition of the Los Angeles Times.

Farrell and his wife, Charlene, reside in Coto de Caza and have two sons, Timothy and Michael.



Rob Halvaks

**Senior Associate
Commissioner**

15th season

Rob Halvaks is in his 15th season with the conference office. Halvaks is responsible for office and financial administration, is the tournament director for the Big West Men's and Women's Basketball Tournament, and has sports management responsibilities for men's and women's basketball and baseball. Halvaks is a member of the NCAA Division I Championships/Competition Cabinet. He is also the conference's staff liaison to the Mountain Pacific Sports Federation.

Halvaks is a faculty member in the University of San Francisco's Sport Management Graduate Program.

Prior to joining the Big West staff, Halvaks served as the associate executive director of the Orange County Sports Association (1989-1992), which annually produced the Disneyland Pigskin Classic and the Freedom Bowl at Anaheim Stadium. Halvaks was a member of the athletics department staff at UC Irvine from 1979 to 1989, serving in a variety of positions, including sports information director, business manager and senior associate athletics director.

A 1975 graduate of the University of Michigan with a Bachelor's in Communications, Halvaks earned a 1979 Master's in Sports Administration from Ohio University. He served a year (1978) as assistant sports information director at Georgia Tech.

Halvaks and his wife, Jill, reside in Irvine with their sons, Brett and Ryan.



Jody McRoberts

**Associate
Commissioner**

24th season

Jody McRoberts is in her 24th year as a member of the Big West office staff. McRoberts was elevated to associate commissioner in the summer of 2002. She serves as the conference's senior woman administrator, scheduling coordinator for the association's round robin sports, and editor of the conference manual and media publications.

McRoberts functions as the league's meeting planner, is the league's primary administrator for men's and women's soccer and softball, and handles the conference awards program.

On the national front, she has served on the NCAA Division I Women's Soccer Committee.

Before arriving at the Big West offices, McRoberts was an assistant sports information director at UC Irvine (1982-83). She began her tenure with the Big West in 1983 as a publications assistant, and served as the league's information director from 1984 to 1990.

McRoberts earned a Bachelor's degree in English from Ohio University in 1982.

She and her husband, Lance, live in Lake Forest with their sons, Colin and Beau.



Mike Daniels

**Assistant
Commissioner**

9th season

Mike Daniels is in his ninth year with the conference office. He was elevated to assistant commissioner in 2002 for marketing and championships after serving as the league's information director for four years.

Daniels coordinates the conference's television and basketball tournament marketing program. He is responsible for promoting the tournament to Big West constituency groups as well.

In addition, he serves as the Operating Manager for the Big West Basketball Tournament and is the conference's primary administrator for Cross Country, Swimming, Golf, Tennis and Track and Field. He also oversees the conference's website and information technology.

Prior to joining the Big West, Daniels was the Assistant SID at the University of San Diego for three years, worked a year as the Media Relations Director for the Rocky Mountain Athletic Conference and worked in the UC San Diego sports information office for three years. Daniels also was an intern with the San Diego Chargers football organization from 1991-92.

A native southern Californian, Daniels graduated from the University of California, San Diego in 1993 with a Bachelor's degree in Communications and Political Science. In 1997, he received his MBA from San Diego State University.

Daniels and his wife, Julie, live in Aliso Viejo with their son Zachary.

BIG WEST STAFF



Erica Satterfield
**Assistant
Commissioner**

7th season

Erica Satterfield is in her seventh year with the conference office, and is the Assistant Commissioner for Compliance.

Satterfield's responsibilities include coordinating the review of student-athlete eligibility and institutional compliance, along with rules education of the members, and is the primary Big West/NCAA rule interpreter. She also is the league's administrator for women's volleyball.

Satterfield graduated from UC Santa Barbara in 2000 with a Bachelor's degree in Business Economics.

Satterfield served as an intern in the conference office for two summers before assuming a full-time role as the league's Director of Compliance. She also worked in the UCSB athletic department as a student assistant in marketing and promotions. Satterfield also has done some work for Antelope Valley College, compiling a Title IX Self Study report.

Satterfield lives in Long Beach.



Mike Villamor
**Information
Director**

10th season

Mike Villamor is in his 10th year with the Big West and fourth as the league's information director.

His role with the conference includes overseeing and coordinating all media relations projects, including the Big West website. In addition, his sports responsibilities are women's soccer, men's basketball, golf, and tennis, producing annual publications and weekly press releases for each sport. He also is in charge of producing the Big West Basketball Tournament program and the Media Directory.

Villamor serves as the Media Coordinator for the Big West Basketball Tournament.

A native of Sacramento, Calif., Villamor graduated from Santa Clara in 1994 with a degree in Communications. He joined the Big West staff after serving as a public relations assistant for the West Coast Conference for one year. He also was the media relations director of the San Jose Grizzlies of the Continental Indoor Soccer League during the 1995 season. Villamor worked as a game-night media relations assistant for the San Jose Sharks (NHL) and San Jose SaberCats (AFL). While at Santa Clara, he was the sports editor of the Santa Clara student newspaper.

Villamor resides in Irvine.



Julie St.Cyr
**Assistant
Information
Director**

2nd season

Julie St.Cyr begins her second season with the Big West, serving as the league's assistant information director.

Her duties with the conference include assisting in all media relations projects and helping to maintain the Big West official website. In addition, her sports responsibilities are volleyball, women's basketball, swimming and diving, and baseball.

Prior to her arrival at the Big West, St.Cyr worked for three years at Cape Fear Community College as the Assistant Student Activities and Athletics Coordinator and was the primary sports information contact. She also spent four years at South Carolina as the Publications Coordinator and was the contact for men's golf and men's soccer while overseeing women's soccer and cross country. St.Cyr has won 26 CoSIDA publications awards in her career.

St. Cyr, a member of CoSIDA and NCBWA, also spent time in the Georgia State and Colorado State sports information offices and has interned with the Denver Broncos.

St.Cyr graduated from Colorado State in 1998 with a degree in Technical Journalism/Public Relations. In 2001, she received her Master's in Sports Management from Georgia State.

St.Cyr resides in Huntington Beach.



Chris Hargraves
**Assistant
Information
Director**

1st season

Chris Hargraves enters his first season as an assistant information director for the Big West Conference. His sports responsibilities include men's soccer, cross country, track & field and softball, while also assisting in media guide production and website maintenance.

Prior to his move to the Big West, he served as the Mid-Continent Conference media relations assistant for the 2005-06 school year.

Hargraves graduated from the University of Rochester (N.Y.) in May 2005 with a Bachelor's degree in political science and a minor in religion. As an undergraduate student, he worked in the Sports Information Department for four years covering 10 different sports. Hargraves served in a number of capacities during his tenure at the University of Rochester, including a stint as a media contact for the 2005 Division III Men's Basketball Final Four in Salem, Va.

He was also a member of the Yellow Jackets football team for four years. During that time, he amassed three varsity letters to go along with All-Rookie and All-UAA selections.

Hargraves resides in Tustin.



Patricia Sampson
**Administrative
Assistant**

20th season

Patricia Sampson is in her 20th year with the league office in her role as administrative assistant.

Sampson's responsibilities include handling all billing and financial records. She also is responsible for the accounting and reporting of the Student Assistance Fund. She also assists the Men's and Women's Basketball Supervisors with the officials' contracts and their travel arrangements.

Sampson attended Woodbury University in the city of Burbank and has a degree in Business Administration.

She has two children: Rick and Cari, and has four grandchildren: Alix, Hunter, Brandon, and Taylor.

Sampson lives in Costa Mesa.



Heather Pierson
**Officiating Program
Administrative
Assistant**

2nd season

Heather Pierson enters her second season at the Big West and provides administrative support for the league's officiating and compliance programs. In addition, she assists the business, marketing and information departments.

Prior to working at the Big West, Pierson was the Curriculum Coordinator for the after school program at St. John's Lutheran School in Orange. She also taught elementary school in Mesa, Ariz.

The Arizona native received her bachelor's degree in Elementary Education from Arizona State in 2001, and her master's in Special Education in 2004. She is currently in her third year of law school at Whittier Law School. Pierson resides in Orange.



Big West President
Dr. Ken Walker
Cal Poly



Big West Vice President
Dr. David Snow
UC Irvine



Administrative Liaison
Stan Morrison
UC Riverside



Coordinator of Officials
John Dangleis

BIG WEST BASKETBALL MOMENTS

THE 1970s

Ever since the Big West Conference first hit the hardwood during the 1969-70 season, the league has enjoyed a large measure of success on the court. Attention came quickly, due in large part to the excellent basketball program at Long Beach State during the early 1970s.

En route to six straight conference titles (1970-75), the Beach made successive NCAA Tournament appearances from 1970 to 1973. The 49ers twice reached the doorstep of the Final Four, only to be eliminated by UCLA in the 1971 and 1972 West Regional Finals. Long before Jerry Tarkanian built his "Desert Dynasty" at UNLV, he put Long Beach State and the then Pacific Coast Athletic Association on the NCAA hoop map by constructing 49er teams with Olympian and two-time consensus All-American Ed Ratleff, as well as All-Americans George Trapp, Chuck Terry, Sam Robinson, Leonard Gray, Glenn McDonald, Bob Gross and the Pondexter brothers, Clifton and Roscoe. Perhaps the best team, but least remembered in conference basketball annals, was the 1974 Long Beach State squad which went 24-2 and 12-0 in league play under Lute Olson, but due to NCAA sanctions was unable to test its strength in the NCAA postseason market.

While change in the PCAA lineup was evident in the latter 1970s with the return of charter member UC Santa Barbara, the defection of San Diego State and the addition of Utah State, Cal State Fullerton staged the conference's most memorable event of the decade by capturing the imagination of the nation in its Cinderella quest for a Final Four berth.

After a third place league finish, the Titans raised a few eyebrows by bouncing regular season league champ San Diego State in the PCAA Tournament semis and then knocking off Long Beach State in the tourney championship to earn the conference's NCAA automatic berth. But for the Titans, the giant killing was just beginning. Bobby Dye's squad, led by Greg Bunch, then turned on nationally-ranked University of New Mexico (with Michael Cooper) and the University of San Francisco (with Bill Cartwright) and promptly eliminated them. While "Cal State Disneyland" had succeeded in winning the hearts of the nation's basketball fans, the scrappy Titans came up a few buckets short in losing to Arkansas, 61-58. Although the Fullerton carriage turned into a pumpkin in the end, that 1978 Titan team remains as one of the greatest underdog over-achievers in the history of the game.

The 1977-78 season also marked the beginning of the Boyd Grant era at Fresno State. The Bulldogs did an about face in their first season under Grant, going 21-6 after a 7-20 mark the previous year. But the best was yet to come. Under Grant, Fresno State would go on to make five consecutive postseason appearances.

Not to be overlooked, the PCAA was the first western conference to introduce a postseason tournament in 1976. While other conferences have since added similar postseason jamborees, the Big West will hold its 29th annual hoop extravaganza this March 10-13.

NCAA's WINNINGEST PROGRAMS OF THE '70s

| Rnk. | School | W | L | Pct. |
|------|-------------------------|------------|-----------|-------------|
| 1. | UCLA | 273 | 27 | .910 |
| 2. | Marquette | 251 | 41 | .860 |
| 3. | Pennsylvania | 223 | 56 | .799 |
| 4. | North Carolina | 239 | 65 | .786 |
| 5. | Kentucky | 223 | 69 | .764 |
| 6. | Louisville | 224 | 70 | .762 |
| 7. | Syracuse | 213 | 69 | .755 |
| 8. | LONG BEACH STATE | 203 | 68 | .749 |
| 9. | Oral Roberts | 161 | 59 | .732 |
| 10. | Florida State | 201 | 74 | .731 |

THE 1980s

Under Grant, Fresno State started the 1980s in high gear, winning PCAA crowns and NCAA berths in 1981 and 1982 on its way to five straight postseason appearances from 1981 to 1985. This run was highlighted by the 1983 squad which won the NIT championship. Even after UNLV joined the circuit in 1982-83, Fresno State, with the likes of bookend forwards Ron Anderson and Bernard Thompson, pushed the Rebels for the conference title. The two teams met in the 1983 and 1984 PCAA Tourney title games -- both contests proved to be thrillers. Thanks to an Eric Booker buzzer-beating trey, UNLV beat FSU, 66-63, in OT to win the 1983 game only to see the Bulldogs win by two points, 51-49, in 1984.

By this time, Jerry Tarkanian, who had orchestrated successive championship squads (1970-74) at Long Beach State, was on his way to nine straight league crowns at UNLV. Tark's troops compiled a 113-11 conference record from 1983 through 1989. Five Players of the Year - Sidney Green (1983), Richie Adams (1984 & 85), Anthony Jones (1986), Armon Gilliam (1987) and Stacey Augmon (1989) - paved the way for UNLV to win 13 NCAA Tournament games

in a six-year span, including a Final Four trip in 1987 and an Elite Eight showing in 1989.

While it was UNLV who earned top billing in the 1980s, the decade was also highlighted by several other key happenings. An infusion of head coaches -- Bill Mulligan at UC Irvine (1981), Jerry Pimm at UC Santa Barbara (1984), Neil McCarthy at New Mexico State (1986) and Joe Harrington (1988) at Long Beach State -- turned the tide of each of those basketball programs.

Mulligan brought a fast paced, high scoring game to the conference and instant recognition to the UCI program with All-American standout Kevin Magee. Mulligan would produce a cast of future NBA players, a couple of NIT appearances and more than a few upsets of UNLV and UCLA before calling it a career after the 1991 season.

It took Pimm until 1987 to get his first winning team at UC Santa Barbara. But, the Gauchos wasted no time in building on that as the Brian Shaw-led ballclub of 1988 went on to the NAAs. That season marked the first of three straight 20-win teams. Pimm's 1989 squad closed out the 1980s with its second of three consecutive postseason appearances.

With UNLV's national stature at an all-time high, the rest of the conference gained greater national exposure. Since 1988-89, the league has been featured on ESPN. With thunderous crowds on hand, upstart programs UC Santa Barbara and New Mexico State soon became hot tickets -- climbing in both the TV ratings and national rankings.

NCAA's WINNINGEST PROGRAMS OF THE '80s

| Rnk. | School | W | L | Pct. |
|------|----------------|------------|-----------|-------------|
| 1. | North Carolina | 281 | 63 | .817 |
| 2. | UNLV | 271 | 65 | .807 |
| 3. | Georgetown | 269 | 69 | .796 |
| 4. | DePaul | 235 | 67 | .778 |
| 5. | Temple | 225 | 78 | .743 |
| 6. | Syracuse | 243 | 87 | .736 |
| 7. | UTEP | 227 | 82 | .735 |
| 8. | Oklahoma | 245 | 90 | .731 |
| 9. | Kentucky | 233 | 86 | .730 |
| 10. | St. John's | 228 | 85 | .728 |

Big West 20-Year All-Star Team

In conjunction with the Big West Conference's 20-year anniversary in 1988-89, a panel of past and present conference media, coaches and other league officials compiled the Big West's Double-Decade All-Star Basketball Team. Here's a look at who was considered the best 10 players from the league's first 20 years.

BIG WEST DOUBLE-DECADE FIRST TEAM

| Name | Pos. | Years | School |
|---------------|------|---------|---------------------|
| Ed Ratleff | F | 1971-73 | Long Beach State |
| Kevin Magee | F | 1981-82 | UC Irvine |
| Leon Wood | G | 1982-84 | Cal State Fullerton |
| Armon Gilliam | F | 1985-87 | UNLV |
| Ron Cornelius | F-C | 1978-81 | Pacific |

BIG WEST DOUBLE-DECADE SECOND TEAM

| Name | Pos. | Years | School |
|--------------|------|---------|------------------|
| Sidney Green | C | 1983 | UNLV |
| Ricky Berry | G | 1986-88 | San Jose State |
| Greg Grant | F | 1983-86 | Utah State |
| George Trapp | F | 1970-71 | Long Beach State |
| Brian Shaw | G | 1987-88 | UC Santa Barbara |

Most Valuable Player: Ed Ratleff, Long Beach State

THE 1990s

The beginning of the 1990s saw Joe Harrington cap his three-year stay at Long Beach State with a 23-9 squad - the Beach's best showing since 1977. It also marked the 49ers' third straight finish in the conference's upper division and their second trip to the National Invitation Tournament in three years.

The 1990 season was notable for New Mexico State. Under Neil McCarthy, the Aggies earned their first NCAA Tournament berth since 1979 after gaining a share of the Big West title with eventual national champ UNLV. The Aggies' national attention continued to grow with NCAA bids in 1991 and again in 1992, resulting in a "Sweet 16" showing, and in 1993, advancing to the second round.

UNLV won the crown jewel of college basketball in 1990 with its first ever national championship, defeating Duke, 103-73. Consensus All-America selection Larry Johnson, who would be named College Basketball's Player of the Year and become the NBA's No. 1 draft pick the following year, was the difference in getting Jerry Tarkanian to the promised land.

BIG WEST BASKETBALL MOMENTS

The Runnin' Rebs with Johnson, Stacey Augmon and Greg Anthony made a run at repeating their NCAA title - winning their first 34 games the next season - but were upset by Duke in the 1991 Final Four semifinals. Still, UNLV earned a place in college basketball history as one of the most dominant ever.

In 1993, Rollie Massimino brought his coaching talents to the Big West, leaving Villanova to head up the UNLV program. The 1992-93 season also saw New Mexico State unseat the Runnin' Rebels as the conference regular season champion for the first time since 1983.

The 49ers of Long Beach made an impact on the Big West by winning the tournament championship and receiving the conference's automatic berth in the NCAA Tournament. In the process, Lucious Harris established himself as the top scorer in Big West history with 2,312 career points.

The 1993-94 season was a topsy-turvy year in the Big West. Just when it looked like New Mexico State was going to run away with the regular season title, the Aggies finished with a 4-5 conference record over the last half of the season. However, New Mexico State did claim its second consecutive regular season conference crown with a 12-6 league mark. In one of the tightest conference races ever, Long Beach State, Utah State and San Jose State each finished with 11-7 league records, followed closely by Pacific and UNLV at 10-8.

The conference tournament, which was played for the first time out of the state of California, was just as wild as the regular season. The tourney, which was played at the Thomas & Mack Center in Las Vegas, certainly provided plenty of electricity for the "City of Lights." Top-seeded New Mexico State claimed its second tourney title in three years by downing 10th seeded UC Irvine, 70-64, in the title game. UCI marched through the tournament behind the hot hand of Chris Brown in beating UC Santa Barbara, Utah State and Pacific, before falling to NMSU.

The 1994-95 season saw Utah State capture its first conference title in 15 years, posting a 14-4 conference record under second-year coach Larry Eustachy. The team was led by conference player of the year Eric Franson, who took the league's scoring title, averaging 18.4 points per game. The Aggies recorded a 21-8 overall record, the best finish since 1988, and earned a berth in the NIT. Long Beach State emerged as the tournament champion as the No. 3 seed. The 49ers beat Nevada in the championship game 76-69 in overtime to take the title, advancing to the NCAA Tournament for the second time in three years.

Nevada made great strides under second-year coach Pat Foster, finishing in fourth place with a 12-6 conference record. The 12 victories were two more wins than the team produced the previous two seasons combined. New Mexico State continued its winning ways, posting a 25-10 record. It marked the seventh straight season NMSU had won more than 20 games. One of the highlights for the Aggies was advancing to the finals of the Preseason NIT.

The 1995-96 season was marked with a change in the conference tournament from Las Vegas to Reno and a change in format from 10 teams to six teams. Long Beach State won its first conference championship in 21 years, and San Jose State made a "Cinderella" run through the league tournament, winning the title as the sixth seed on a three-pointer in overtime. The Spartans' tournament title ended an era in Big West basketball as the Spartans, along with UNLV, completed their last season of basketball in the conference.

The closing of that chapter opened a new one for the 1996-97 campaign as four new schools entered the Big West. Boise State, Cal Poly, Idaho and North Texas joined the hoops loop, bringing the total of basketball playing institutions to 12. For the first time in league history, basketball playing schools were divided into two divisions, Eastern and Western. The Eastern Division was made up of Boise State, Idaho, Nevada, New Mexico State, North Texas and Utah State, while the Western Division was made up of Cal Poly, Cal State Fullerton, Long Beach State, UC Irvine, UC Santa Barbara and Pacific.

The Eastern Division dominated play in the 1996-97 regular season, owning a 25-11 record in cross division games. New Mexico State, Nevada and Utah State all tied for the Eastern Division regular season title at 12-4, while Pacific posted the same record to win the Western Division. After opening the season with a loss at Fresno State, UOP ran off 16 straight wins, including a 7-0 start in league games. The Tigers went on to capture the conference championship by beating Nevada in the finals of the league tournament. Pacific earned the league's automatic berth in the NCAA Tournament, while Nevada was invited to the NIT. The Wolf Pack stunned a sold out crowd at Fresno State with a 97-86 win. Nevada then got a home game for the second round, selling out Lawlor Events Center. Nebraska came to town and muscled its way to a 78-68 win over Nevada.

The 1997-98 season saw three new head coaches enter the league in Vic Trilli at North Texas, David Farrar at Idaho and Pat Douglass, who has three NCAA Division II National Championships, at UC Irvine. Utah State won the Big West Conference Tournament with a 78-63 win over Pacific. The two teams won their respective divisions in regular season conference play.

Two more new coaches entered the Big West scene during the 1998-99 season. Stew Morrill took over the head job at Utah State while Bob Williams took the reins at UC Santa Barbara. Williams' Gauchos began the season with a 0-8 mark before winning 15 of their last 20 games and winning the Western Division. Williams was also named Big West Coach of the Year. Meanwhile New Mexico State and Boise State tied for the Eastern Division title and ended up meeting in the championship game of the Big West Tournament. The Aggies were victorious, 79-69, and advanced to the NCAA Tournament.

NCAA's WINNINGEST PROGRAMS OF THE '90s

| Rnk. | School | Wins | Losses | Pct. |
|------|-------------------------|------------|-----------|-------------|
| 1. | Kansas | 286 | 60 | .827 |
| 2. | College of Charleston | 191 | 42 | .820 |
| 3. | Kentucky | 282 | 63 | .817 |
| 4. | Arizona | 258 | 65 | .799 |
| 5. | Duke | 271 | 78 | .777 |
| 6. | North Carolina | 270 | 78 | .776 |
| 7. | Connecticut | 259 | 75 | .775 |
| 8. | Utah | 250 | 76 | .767 |
| 9. | Princeton | 210 | 64 | .766 |
| 10. | Arkansas | 259 | 81 | .762 |
| 11. | UCLA | 240 | 79 | .752 |
| 12. | Cincinnati | 245 | 83 | .747 |
| 13. | Massachusetts | 237 | 94 | .716 |
| 14. | Syracuse | 232 | 92 | .716 |
| 15. | Xavier | 217 | 86 | .716 |
| 16. | Indiana | 229 | 94 | .709 |
| 17. | NEW MEXICO STATE | 219 | 91 | .706 |

THE 2000s

Utah State head coach Stew Morrill made history during the 1999-2000 season. Morrill became only the third coach in league history to guide a team to a perfect record in league play with a 16-0 mark. The Aggies also tied Syracuse for the nation's longest winning streak, winning 19 straight. Long Beach State shared a bit of history with Utah State combining to have the best all-time winning percentage in conference play by the two top teams with a 33-1 record and .971 percentage against the rest of the conference. Utah State won the Big West Tournament title, advancing to the NCAA Tournament only to lose to Connecticut in the first round. Long Beach State and New Mexico State gained NIT berths, but lost their first round games on the road.

In 2001, Utah State and UC Irvine made headlines. The Aggies broke the conference's losing streak in the NCAA Tournament with a first round win over Ohio State. Big West teams had seven straight seasons without a win. UC Irvine won the Big West's regular season title with a 15-1 mark. It marked the first title in the program's history.

UC Santa Barbara ended Utah State's title reign in 2002 and became tournament champions with a 60-56 win in the Big West championship game. It was the first tournament title for the Gauchos. Also in 2001-02, UC Irvine's Jerry Green became the sixth player in Big West history to win Player of the Year honors back-to-back and moved into the Big West top 10 career charts in five categories.

UC Santa Barbara continued to rekindle the success of the 1990s, achieving a milestone in the 2002-03 season. The Gauchos won their first ever Big West regular season title with a 14-4 record, limiting their opponent under 60 points in 14 of those games. UCSB also earned consecutive postseason appearances for the first time since the 1991-92 and 1992-93 seasons. Utah State won its third Big West Tournament title in the last four years and nearly pulled off a monumental upset of Kansas in the first round.

The Big West made some noise on the national scene in 2003-04, advancing one school to the NCAA Tournament second round and sending another into the land of the top 25. The conference extended its streak with at least two postseason representatives to five straight years with Pacific making the NCAA Tournament and Utah State going to the National Invitation Tournament, respectively. The 12th-seeded Tigers made national headlines with its upset win of fifth-seeded Providence in the first round, claiming their first NCAA Tournament victory since 1971. Utah State had one of the finest seasons of any team in Big West history and deserved a better fate in terms of its postseason destination. The Aggies amassed the third-most victories in school history with 25 and their .862 (25-4) winning percentage was a school record. USU entered the top 25 for the first time in 33 years when it was listed No. 24 in the Associated Press poll on February 2, 2004. The Aggies spent seven straight weeks ranked in the top 25, and yet when the NCAA Tournament bracket was announced, Utah State was not among the 65 teams invited.

The 2004-05 season will be best remembered for Pacific winning an NCAA Tournament first round game for the second straight year, defeating another Big East Conference opponent in Pittsburgh. The Tigers also finished the year ranked No. 22 in the country. Utah State gave the Big West a second representative in the NCAA Tournament, marking the first time since 1993 the conference sent multiple teams to the Big Dance. Cal State Fullerton also made waves with its two wins in the National Invitation Tournament. The Big West officially became an all-California conference as Idaho and Utah State departed following the 2004-05 season.

In 2005-06, Pacific made its third consecutive NCAA Tournament appearance, and nearly pulled out its third straight first round victory. The Tigers lost a heartbreaking double overtime battle to Boston College, but still finished with a 24-8 season. In addition, the three straight NCAA trips marked the most for a Big West school since former member New Mexico State's five from 1990-94. Pacific also reeled off its third consecutive league regular season title.

PLAYERS DRAFTED IN THE PROS

| Player, School | Rnd | Team | Player, School | Rnd | Team | Player, School | Rnd | Team |
|--------------------------------------|------|------------------|--------------------------------------|------|--------------|--------------------------------------|---------|-------------|
| 1970 | | | 1980 | | | 1988 | | |
| Sam Robinson, Long Beach State | 1st | Miami (ABA) | Michael Wiley, Long Beach State | 2nd | San Antonio | Ricky Berry, San Jose State | 1st | Sacramento |
| Billy Jankans, Long Beach State | 3rd | Pittsburgh (ABA) | Dean Hunger, Utah State | 4th | Houston | Brian Shaw, UC Santa Barbara | 1st | Boston |
| Ron Knight, Cal State Los Angeles | 5th | Portland | Francois Wise, Long Beach State | 4th | Washington | Morlon Wiley, Long Beach State | 2nd | Dallas |
| Coby Dietrick, San Jose State | 10th | San Francisco | Wally Rank, San Jose State | 5th | San Diego | Gerald Paddio, UNLV | 3rd | Boston |
| 1971 | | | 1981 | | | 1990 | | |
| George Trapp, Long Beach State | 1st | Atlanta | Brian Jackson, Utah State | 2nd | Portland | Cedric Ceballos, Cal State Fullerton | 2nd | Phoenix |
| Darnell Hillman, San Jose State | 1st | San Diego | Ron Cornelius, Pacific | 3rd | LA Lakers | 1991 | | |
| | 1st | Indiana (ABA) | Craig Dykema, Long Beach State | 3rd | Phoenix | Larry Johnson, UNLV | 1st | Charlotte |
| Doug Rex, UC Santa Barbara | 7th | Miami (ABA) | Pete Verhoeven, Fresno State | 4th | Portland | Stacey Augmon, UNLV | 1st | Atlanta |
| | 11th | San Diego | Doug Murrey, San Jose State | 9th | Golden State | Greg Anthony, UNLV | 1st | New York |
| Gary Schneider, San Diego State | — | San Diego | Sid Williams, San Jose State | 9th | Portland | George Ackles, UNLV | 2nd | Miami |
| 1972 | | | 1982 | | | 1992 | | |
| Chuck Terry, Long Beach State | 2nd | Milwaukee | Kevin Magee, UC Irvine | 2nd | Phoenix | Randy Brown, New Mexico State | 2nd | Sacramento |
| | 3rd | Pittsburgh (ABA) | Rod Higgins, Fresno State | 2nd | Chicago | 1993 | | |
| Eric McWilliams, Long Beach State | 3rd | Philadelphia | Richard Anderson, UC Santa Barbara | 2nd | San Diego | +J.R. Rider, UNLV | 1st (5) | Minnesota |
| | 7th | Utah (ABA) | Craig Hodges, Long Beach State | 3rd | San Diego | Lucious Harris, Long Beach State | 2nd | Dallas |
| John Gianelli, Pacific | 2nd | Houston | Dino Gregory, Long Beach State | 4th | Washington | Bryon Russell, Long Beach State | 2nd | Utah |
| | 2nd | Pittsburgh (ABA) | Donald Mason, Fresno State | 5th | Philadelphia | 1997 | | |
| *Ed Ratleff, Long Beach State | 4th | Indiana (ABA) | Leo Cunningham, Utah State | 7th | Philadelphia | *James Cotton, Long Beach State | 2nd | Denver |
| *Nate Stephens, Long Beach State | 4th | Boston | Matt Waldron, Pacific | 7th | Golden State | 1998 | | |
| | 5th | Indiana (ABA) | Grant Taylor, UC Irvine | 10th | Portland | +Michael Olowokandi, Pacific | 1st (1) | LA Clippers |
| John Tschogl, UC Santa Barbara | 4th | Golden State | Randy Whieldon, UC Irvine | 10th | Portland | 1999 | | |
| | 14th | Denver (ABA) | 1983 | | | 2000 | | |
| Michael Jackson, CS Los Angeles | 6th | Utah (ABA) | Sidney Green, UNLV | 1st | Chicago | *Kaniel Dickens, Idaho | 2nd | Utah |
| | 7th | Houston | Chris McNealy, San Jose State | 2nd | Kansas City | 2004 | | |
| Bob Lynn, Long Beach State | 7th | Portland | Larry Anderson, UNLV | 3rd | Cleveland | Pape Sow, Cal State Fullerton | 2nd | Miami |
| Jerry Pender, Fresno State | 7th | Chicago | York Gross, UC Santa Barbara | 4th | Denver | *Drafted as an underclassman. | | |
| | 10th | Denver (ABA) | Desi Barmore, Fresno State | 7th | New York | +Lottery pick | | |
| Rodney Murray, CS Los Angeles | 9th | Philadelphia | Ricky Mixon, Cal State Fullerton | 8th | LA Lakers | | | |
| Mose Adolph, CS Los Angeles | 14th | Utah (ABA) | Darrell Johnson, San Jose State | 10th | Houston | | | |
| | — | Portland | Michael Zeno, Long Beach State | 10th | Golden State | | | |
| Lamont King, Long Beach State | 14th | Denver (ABA) | 1984 | | | | | |
| 1973 | | | 1985 | | | | | |
| Ed Ratleff, Long Beach State | 1st | Houston | Leon Wood, Cal State Fullerton | 1st | Philadelphia | | | |
| | 1st | Denver (ABA) | Bernard Thompson, Fresno State | 1st | Portland | | | |
| *Raymond Lewis, CS Los Angeles | 1st | Philadelphia | Ron Anderson, Fresno State | 2nd | Cleveland | | | |
| | 1st | Memphis (ABA) | Steve Colter, New Mexico State | 2nd | Portland | | | |
| *Leonard Gray, Long Beach State | 2nd | Utah (ABA) | Ben McDonald, UC Irvine | 3rd | Cleveland | | | |
| | 3rd | Atlanta | Bob Thornton, UC Irvine | 4th | New York | | | |
| Nate Stephens, Long Beach State | 5th | Golden State | Jeff Collins, UNLV | 4th | Phoenix | | | |
| | 6th | San Diego (ABA) | Ozell Jones, Cal State Fullerton | 4th | San Antonio | | | |
| Chris McMurray, San Diego State | 8th | San Diego (ABA) | George Turner, UC Irvine | 7th | Dallas | | | |
| 1974 | | | 1986 | | | | | |
| *Clifton Pondexter, Long Beach State | 1st | Chicago | Anthony Jones, UNLV | 1st | Washington | | | |
| | 1st | San Diego (ABA) | Johnny Rogers, UC Irvine | 2nd | Sacramento | | | |
| Glenn McDonald, Long Beach State | 1st | Boston | Kevin Henderson, Cal State Fullerton | 3rd | Cleveland | | | |
| Leonard Gray, Long Beach State | 2nd | Seattle | Tod Murphy, UC Irvine | 3rd | Seattle | | | |
| *Roscoe Pondexter, Long Beach State | 3rd | Boston | Conner Henry, UC Santa Barbara | 4th | Houston | | | |
| | 10th | Denver (ABA) | Kerry Boagni, Cal State Fullerton | 5th | Utah | | | |
| John Errecart, Pacific | 6th | Golden State | Gilbert Wilburn, New Mexico State | 6th | Cleveland | | | |
| | — | Denver (ABA) | John Flowers, UNLV | 6th | Sacramento | | | |
| Clarence Allen, UC Santa Barbara | 8th | Golden State | Greg Grant, Utah State | 6th | Detroit | | | |
| 1975 | | | 1987 | | | | | |
| Bob Gross, Long Beach State | 2nd | Portland | Armon Gilliam, UNLV | 1st | Phoenix | | | |
| | 3rd | Kentucky (ABA) | Freddie Banks, UNLV | 2nd | Detroit | | | |
| 1976 | | | 1988 | | | | | |
| Steve Copp, San Diego State | 3rd | New Orleans | Brent Counts, Pacific | 5th | Phoenix | | | |
| Bob Kovach, San Diego State | 9th | Atlanta | Brian Vaughns, UC Santa Barbara | 5th | Milwaukee | | | |
| 1977 | | | 1989 | | | | | |
| Lloyd McMillian, Long Beach State | 3rd | New York | Kenny Travis, New Mexico State | 5th | LA Lakers | | | |
| Myron Jordan, Pacific | 6th | Portland | Gary Graham, UNLV | 6th | Indiana | | | |
| 1978 | | | 1990 | | | | | |
| Wayne Smith, UC Irvine | 4th | Phoenix | | | | | | |
| Russ Coleman, Pacific | 5th | Milwaukee | | | | | | |
| George Fowler, Pacific | 8th | Phoenix | | | | | | |
| Rickey Williams, Long Beach State | 10th | New Orleans | | | | | | |

BIG WEST BASKETBALL TOURNAMENT

32nd Annual Big West Men's Basketball Tournament

March 7-10, 2007 • Anaheim Convention Center Arena • Anaheim, CA

The Big West Conference Men's and Women's Basketball Tournament returns to the Anaheim Convention Center Arena for the seventh consecutive year. All eight teams advance to this season's tournament at the Anaheim Convention Center, March 7-10. The first round games on Wednesday will include only teams seeded Nos. 5 to 8. Winners on Wednesday will advance to play teams seeded Nos. 3 and 4 on Thursday. Thursday's winners will meet teams seeded Nos. 1 and 2 in the semifinals on Friday. In each round, the highest seeded team playing that day will play the lowest remaining seeded team. The men's and women's tournament championship games will be on Saturday.

Wednesday, March 7

Seed #5

Gm 3

6 p.m. PST

Seed #8

Friday, March 9

Seed #1

Gm 11

6 p.m. PST

Lowest Remaining Seed

Saturday, March 10

Gm 14

Thursday, March 8

Seed #3

Gm 7

6 p.m. PST
KVMD-TV

Lowest Remaining Seed

Seed #4

Gm 8

***8:30 p.m. PST**
KVMD-TV

Highest Remaining Seed



Seed #6

Gm 4

30 minutes after end of Game 3

Seed #7

Seed #2

Gm 12

***8:30 p.m. PST**

Highest Remaining Seed

8 p.m. PST
ESPN2

MEN'S BRACKET

MEDIA INFORMATION

Site: Anaheim Convention Center Arena, Anaheim, CA
Capacity: 7,734
Television: KVMD • Thursday, March 8 • Semifinals
 ESPN2 • Saturday, March 10 • Championship Game

Requests for media credentials to the Big West Tournament must be made by the request form provided by the conference office or in writing on official letterhead of the respective media outlet. Priority will be given to: 1) certified media regularly covering Big West teams; 2) certified media filing from the scene; 3) certified media not filing from the scene.

Tournament credentials will not be mailed out. Instead, media will pick their credentials up at the media registration desk located at the arena. Parking passes will be mailed. For more information on credentials, call (949) 261-2525, or write the conference office at 2 Corporate Park, Suite 206, Irvine, CA, 92606, Attn: Mike Villamor.

2007 MEN'S TOURNAMENT SCHEDULE

Wednesday, March 7 - First Round

Seed No. 5 vs. Seed No. 8 6:00 pm PST
 *Seed No. 6 vs. Seed No. 7 *30 minutes after

Thursday, March 8 - Quarterfinals

Seed No. 3 vs. Lowest Seed Remaining 6:00 pm PST
 *Seed No. 4 vs. Highest Seed Remaining *30 minutes after

Friday, March 9 - Semifinals

Seed No. 1 vs. Lowest Seed Remaining 6:00 pm PST
 *Seed No. 2 vs. Highest Seed Remaining *30 minutes after

Saturday, March 10 - Championship

Championship Game (ESPN2) 8:00 pm PST

*30 minutes after the conclusion of the game in the previous session or 8:30 pm (PST), whichever time is later.

COMPOSITE SCHEDULE

Wednesday, November 1

#UC San Diego at UC Santa Barbara 7:00 pm

Thursday, November 2

#Cal State Los Angeles at Cal State Northridge 7:05 pm

#St. Xavier at UC Irvine 7:35 pm

Saturday, November 4

#Notre Dame De Namur at Cal Poly 4:00 pm

#Chapman at Long Beach State 7:05 pm

#Chico State at Pacific 7:30 pm

Monday, November 6

#Westmont at UC Santa Barbara 7:00 pm

Friday, November 10

¹Cal Poly vs. SE Louisiana 4:15 pm

²Cal State Northridge vs. Portland State 4:30 pm

³UC Irvine vs. South Alabama 6:00 pm

⁴UC Riverside at Iowa State 8:00 pm

San Jose State at UC Santa Barbara 7:00 pm

Cal Maritime at Cal State Fullerton 7:05 pm

Saturday, November 11

¹Cal Poly vs. Portland 4:15 pm

²Cal State Northridge at Oregon 3:30 pm

³UC Irvine vs. Winston-Salem State 6:00 pm

⁴UC Riverside vs. Eastern Illinois 5:30 pm

Cal State Bakersfield at Pacific 7:00 pm

Sunday, November 12

¹Cal Poly at Oregon State 2:00 pm

²Cal State Northridge vs. Lehigh 1:00 pm

³UC Irvine at Fresno State 5:00 pm

⁴UC Riverside vs. Louisiana-Monroe 12:00 pm

Monday, November 13

UC Santa Barbara at Montana State 7:00 pm

Tuesday, November 14

⁵Long Beach State vs. Air Force 5:00 pm

Hope International at Cal State Fullerton 7:05 pm

South Carolina at UC Irvine 7:05 pm

Pacific at New Mexico State 7:05 pm

Wednesday, November 15

⁵Long Beach State at Stanford vs. San Jose State 5/7:30 pm

Vanguard University at UC Riverside 7:00 pm

Redlands at Cal State Northridge 7:05 pm

Friday, November 17

UC Santa Barbara at UNLV 7:30 pm

Cal State Bakersfield at Long Beach State 7:35 pm

UC Irvine at Oregon 8:05 pm

Saturday, November 18

Pepperdine at Cal State Northridge 2:05 pm

Hope International at UC Riverside 4:00 pm

Monday, November 20

⁵Long Beach State at CBE Classic Championship 6/8:30 pm

Cal State Stanislaus at Cal Poly 7:00 pm

Cal State Northridge at Illinois State 7:05 pm

Tuesday, November 21

⁵Long Beach State at CBE Classic Championship 7/9:20 pm

UC Riverside at San Diego State 7:00 pm

UC Santa Barbara at Pepperdine 7:00 pm

UC Irvine at Nevada 7:05 pm

Wednesday, November 22

Cal State Fullerton at Texas-San Antonio 1:00 pm

⁶Pacific vs. Missouri-Kansas City 9:45 pm

Friday, November 24

Cal State Fullerton at Louisiana-Lafayette 7:05 pm

Long Beach State at USC (FSN PT) 7:30 pm

UC Riverside at Southeast Missouri State 7:30 pm

⁶Pacific vs. Loyola Marymount/at Alaska Anchorage 12/5:30 pm

Saturday, November 25

Cal State Northridge at Tulsa 7:05 pm

San Diego State at UC Santa Barbara 7:00 pm

Pepperdine at UC Irvine 7:05 pm

⁶Pacific at Great Alaska Shootout TBA

Sunday, November 26

Saint Mary's at Cal Poly 4:00 pm

Monday, November 27

Cal State Fullerton at Eastern Washington 7:05 pm

Tuesday, November 28

Long Beach State at UCLA 7:30 pm

Wednesday, November 29

Occidental College at Cal Poly 7:00 pm

Loyola Marymount at UC Santa Barbara 7:00 pm

San Francisco at Pacific 7:30 pm

Saturday, December 2

Long Beach State at Temple 12:00 pm

Texas-San Antonio at Cal State Fullerton 6:05 pm

UC Santa Barbara at Portland 7:00 pm

Pacific at Texas A&M TBA

Sunday, December 3

Cal Poly at San Jose State 2:00 pm

UC Riverside at UCLA (FSN PT) 2:30 pm

Long Beach State at Maryland-Baltimore County 4:00 pm

Eastern Washington at Cal State Northridge 4:05 pm

Tuesday, December 5

Cal State Fullerton at UCLA (FSN PT) 7:30 pm

Wednesday, December 6

Fresno State at UC Santa Barbara 7:00 pm

Pacific at Sacramento State 7:05 pm

Thursday, December 7

Pepperdine at Long Beach State 7:05 pm

Saturday, December 9

Cal State Fullerton at Pepperdine 7:00 pm

UC Irvine at Loyola Marymount 7:00 pm

UC Riverside at Montana 7:00 pm

Santa Clara at Pacific 7:00 pm

Boise State at Cal State Northridge 7:05 pm

Sacramento State at Long Beach State 7:05 pm

Tuesday, December 12

Saint Louis at Pacific 7:00 pm

UC Irvine at Drake 7:05 pm

Thursday, December 14

The Master's College at Cal State Northridge 7:05 pm

Saturday, December 16

Cal Poly at Utah 1:00 pm

Bethune-Cookman at Cal State Fullerton 6:05 pm

Pacific at Nevada 7:00 pm

Cal State Northridge at Washington State 7:00 pm

Sam Houston State at UC Irvine 7:05 pm

Sunday, December 17

UC Santa Barbara at San Francisco 2:00 pm

Long Beach State at San Jose State 3:00 pm

Monday, December 18

Texas-Arlington at UC Riverside 7:00 pm

Tuesday, December 19

Northern Arizona at Cal Poly 7:00 pm

Vanguard University at UC Santa Barbara 7:00 pm

Wednesday, December 20

Louisiana-Lafayette at Cal State Fullerton 7:05 pm

UC Irvine at DePaul 7:35 pm

Thursday, December 21

Colgate at UC Riverside 7:00 pm

Friday, December 22

Long Beach State at Loyola Marymount 7:00 pm

UC Santa Barbara at San Diego 7:00 pm

UC Irvine at Loyola-Chicago 7:05 pm

Saturday, December 23

San Jose State at Cal State Fullerton 2:05 pm

Cal Poly at Fresno State 7:00 pm

Pacific at Wisconsin 7:00 pm

Thursday, December 28

Long Beach State at UC Davis 7:00 pm

*Cal State Fullerton at Cal Poly 7:00 pm

*UC Riverside at UC Santa Barbara 7:00 pm

Harvard at UC Irvine 7:35 pm

Saturday, December 30

*UC Riverside at Cal Poly 4:00 pm

*Cal State Fullerton at UC Santa Barbara 7:00 pm

*Cal State Northridge at Pacific 7:00 pm

Manhattan College at Long Beach State 7:05 pm

UC Irvine at UC Davis 7:05 pm

Tuesday, January 2

UC Riverside at UTEP 7:00 pm

Thursday, January 4

*Pacific at UC Riverside 7:00 pm

*Cal Poly at UC Irvine 7:05 pm

*Cal State Northridge at Cal State Fullerton 7:05 pm

*UC Santa Barbara at Long Beach State 7:05 pm

COMPOSITE SCHEDULE

Saturday, January 6

| | |
|---------------------------------------|---------|
| *Cal State Northridge at UC Riverside | 5:00 pm |
| *Pacific at Cal State Fullerton | 6:05 pm |
| *Cal Poly at Long Beach State | 7:05 pm |
| *UC Santa Barbara at UC Irvine | 7:05 pm |

Wednesday, January 10

| | |
|---------------------------|---------|
| UC Riverside at San Diego | 7:00 pm |
|---------------------------|---------|

Thursday, January 11

| | |
|---|---------|
| UC Davis at Cal Poly | 7:00 pm |
| *UC Irvine at Cal State Northridge (KVMD) | 7:05 pm |

Saturday, January 13

| | |
|---|---------|
| UC Davis at UC Santa Barbara | 7:00 pm |
| *UC Riverside at Cal State Fullerton | 6:05 pm |
| *Long Beach State at Cal State Northridge | 7:05 pm |
| *UC Irvine at Pacific (CSTV) | 7:30 pm |

Tuesday, January 16

| | |
|------------------------------|---------|
| Sacramento State at Cal Poly | 7:00 pm |
|------------------------------|---------|

Thursday, January 18

| | |
|---|---------|
| Cal State Northridge at UC Davis | 7:00 pm |
| *Cal State Fullerton at Long Beach State (KVMD) | 7:00 pm |
| *UC Riverside at UC Irvine | 7:05 pm |

Saturday, January 20

| | |
|--|---------|
| Pacific at UC Davis | 7:00 pm |
| *Cal Poly at UC Santa Barbara | 7:00 pm |
| *Cal State Fullerton at UC Irvine (FSN PT) | 7:00 pm |
| *UC Riverside at Long Beach State | 7:05 pm |

Sunday, January 21

| | |
|--|---------|
| South Dakota State at Cal State Northridge | 2:05 pm |
|--|---------|

Thursday, January 25

| | |
|---|---------|
| *Cal Poly at Pacific | 7:00 pm |
| *Long Beach State at UC Irvine (KVMD) | 7:00 pm |
| UC Davis at Cal State Fullerton | 7:05 pm |
| *UC Santa Barbara at Cal State Northridge | 7:05 pm |

Saturday, January 27

| | |
|--|---------|
| UC Davis at UC Riverside | 5:00 pm |
| *UC Irvine at Cal State Fullerton | 6:05 pm |
| *Cal Poly at Cal State Northridge (FSN PT) | 7:00 pm |
| *UC Santa Barbara at Pacific | 7:00 pm |

Thursday, February 1

| | |
|---|---------|
| UC Santa Barbara at UC Davis | 7:00 pm |
| *Pacific at UC Irvine (KVMD) | 7:00 pm |
| *Cal State Northridge at Long Beach State | 7:05 pm |

Saturday, February 3

| | |
|---------------------------------------|---------|
| *Pacific at Long Beach State (FSN PT) | 4:30 pm |
| *Cal State Fullerton at UC Riverside | 5:00 pm |
| Cal Poly at UC Davis | 7:00 pm |
| *Cal State Northridge at UC Irvine | 7:05 pm |

Thursday, February 8

| | |
|--|---------|
| *Long Beach State at Cal Poly | 7:00 pm |
| *Cal State Fullerton at Pacific | 7:00 pm |
| *UC Irvine at UC Santa Barbara | 7:00 pm |
| *UC Riverside at Cal State Northridge (KVMD) | 7:00 pm |

Saturday, February 10

| | |
|--|---------|
| *UC Irvine at Cal Poly | 4:00 pm |
| *Long Beach State at UC Santa Barbara (FSN PT) | 7:00 pm |
| *UC Riverside at Pacific | 7:00 pm |
| *Cal State Fullerton at Cal State Northridge | 7:05 pm |

Wednesday, February 14

| | |
|--|---------|
| *UC Santa Barbara at Cal Poly | 7:00 pm |
| *UC Irvine at UC Riverside | 7:00 pm |
| *Long Beach State at Cal State Fullerton | 7:05 pm |
| UC Davis at Cal State Northridge | 7:05 pm |

Monday, February 19

| | |
|---------------------|---------|
| UC Davis at Pacific | 7:00 pm |
|---------------------|---------|

Tuesday, February 20

| | |
|--|---------|
| Cal State Northridge at South Dakota State | 7:00 pm |
|--|---------|

Thursday, February 22 (KVMD will televise one of two games)

| | |
|--|---------|
| *Cal Poly at UC Riverside | 7:00 pm |
| *UC Santa Barbara at Cal State Fullerton | 7:00 pm |
| UC Davis at UC Irvine | 7:05 pm |

Saturday, February 24 (FSN PT will televise one of three games)

| | |
|-----------------------------------|---------|
| *Pacific at Cal State Northridge | 2:05 pm |
| UC Davis at Long Beach State | 4:05 pm |
| *UC Santa Barbara at UC Riverside | 5:00 pm |
| *Cal Poly at Cal State Fullerton | 6:05 pm |

Monday, February 26

| | |
|-------------------------------------|---------|
| *Long Beach State at Pacific (ESPN) | 9:00 pm |
|-------------------------------------|---------|

Thursday, March 1

KVMD will televise UCI-LBSU or PAC-UCSB

| | |
|-----------------------------------|---------|
| UC Riverside at UC Davis | 7:00 pm |
| *Pacific at UC Santa Barbara | 7:00 pm |
| *Cal State Northridge at Cal Poly | 7:00 pm |
| *UC Irvine at Long Beach State | 7:05 pm |

Saturday, March 3

FSN PT will televise LBSU-UCR or CSUN-UCSB

| | |
|---|---------|
| *Pacific at Cal Poly | 4:00 pm |
| *Long Beach State at UC Riverside | 5:00 pm |
| Cal State Fullerton at UC Davis | 7:00 pm |
| *Cal State Northridge at UC Santa Barbara | 7:00 pm |

Wednesday, March 7

| | |
|---|-----------|
| Big West Tournament First Round | 6/8:30 pm |
| Anaheim Convention Center (Anaheim, CA) | |

Thursday, March 8

| | |
|--|-----------|
| Big West Tournament Quarterfinals (KVMD) | 6/8:30 pm |
| Anaheim Convention Center (Anaheim, CA) | |

Friday, March 9

| | |
|---|-----|
| Big West Tournament Semifinals | TBA |
| Anaheim Convention Center (Anaheim, CA) | |

Saturday, March 10

| | |
|--|---------|
| Big West Tournament Championship (ESPN2) | 8:00 pm |
| Anaheim Convention Center (Anaheim, CA) | |

Thursday, March 15 - Sunday, March 18

| | |
|---|-----|
| NCAA Tournament First and Second Rounds | TBA |
|---|-----|

Thursday, March 22 - Sunday, March 25

| | |
|----------------|-----|
| NCAA Regionals | TBA |
|----------------|-----|

Saturday, March 31 & Monday, April 2

| | |
|-------------------------------|-----|
| NCAA Final Four (Atlanta, GA) | TBA |
|-------------------------------|-----|

TOURNAMENT KEY

(1) Oregon State Tournament (Corvallis, OR)

Cal Poly, SE Louisiana, Portland, Oregon State

(2) Black Coaches Association Classic (Eugene, OR)

Cal State Northridge, Portland State, Lehigh, Oregon

(3) Basketball Travelers Classic (Fresno, CA)

UC Irvine, Winston-Salem State, South Alabama, Fresno State

(4) American Family Insurance BTI Cyclone Challenge (Ames, IA)

UC Riverside, Eastern Illinois, Louisiana-Monroe, Iowa State

(5) College Basketball Experience Classic (Stanford, CA)

Long Beach State, Stanford, Air Force, San Jose State

(6) Great Alaska Shootout (Anchorage, AK)

Pacific, Alaska Anchorage, California, Hawai'i, Hofstra, Loyola Marymount, Marshall, Missouri-Kansas City

#Exhibition

*Big West Conference game

Big West teams in **bold**

All Times Local To Site

BIG WEST NEWS & NOTES

WELCOME BACK

Big West rosters feature 22 starters among 58 returning letterwinners to start out the 2006-07 season. Cal Poly brings back the most starters and letterwinners with four and 11, respectively. Cal State Northridge and Long Beach State are second with nine returning letterwinners. The Long Beach State roster contains the most seniors (8) and freshmen (6). Pacific, winner of three straight Big West regular season championships, returns eight letterwinners, two of which are starters, from last year's 24-8 squad.

RETURNING STARTERS AND LETTERWINNERS

| School | Fr. | So. | Jr. | Sr. | Starters | Letterwinners |
|--------|-----|-----|-----|-----|----------|---------------|
| CP | 2 | 4 | 6 | 3 | 4 | 11 |
| CSF | 3 | 2 | 7 | 3 | 2 | 3 |
| CSUN | 2 | 4 | 6 | 4 | 3 | 9 |
| LBSU | 6 | 1 | 1 | 8 | 3 | 9 |
| UCI | 5 | 2 | 6 | 2 | 3 | 6 |
| UCR | 4 | 4 | 7 | 2 | 2 | 7 |
| UCSB | 5 | 2 | 4 | 2 | 3 | 5 |
| PAC | 2 | 3 | 4 | 5 | 2 | 8 |

ALL-CALIFORNIA LINEUP ENTERS YEAR TWO

The Big West begins its second year as a conference comprised of schools in the state of California. The collection of institutions includes Cal Poly, Cal State Fullerton, Cal State Northridge, Long Beach State, UC Irvine, UC Riverside, UC Santa Barbara and Pacific. The eight teams play a 14-game, double round-robin schedule to determine a regular season champion and the seeds for the Big West Tournament in Anaheim in March.

ON THE HORIZON

A ninth California member is set to join the Big West when UC Davis officially becomes a Division I program with the start of the 2007-08 season. The Aggies are in the final year of a four-year NCAA-mandated period for schools wishing to reclassify from the Division II ranks to the Division I level. As part of the reclassification process, UCD plays an entirely Division I schedule, including the same double round-robin against all current Big West members. However, the Aggies are not included in the Big West standings or statistics.

PACIFIC ON IMPRESSIVE FIVE-YEAR RUN

Pacific owns a 108-46 (.701) record over the last five seasons, the best five-year run of any Big West program. During that span, the Tigers have reeled off four 20-win seasons and have reached the NCAA Tournament in each of the last three seasons. UC Irvine (.571) and UC Santa Barbara (.537) also sport winning records over the same time period.

| Team | 01-02 | 02-03 | 03-04 | 04-05 | 05-06 | Total | Pct. |
|------|-------|-------|-------|-------|-------|--------|------|
| PAC | 20-10 | 12-16 | 25-8 | 27-4 | 24-8 | 108-46 | .701 |
| UCI | 21-11 | 20-9 | 11-17 | 16-13 | 16-13 | 84-63 | .571 |
| UCSB | 20-11 | 18-14 | 16-12 | 11-18 | 15-14 | 80-69 | .537 |
| CSUN | 12-16 | 14-15 | 14-16 | 18-13 | 11-17 | 69-77 | .473 |
| CSF | 5-22 | 10-19 | 11-17 | 21-11 | 16-13 | 63-82 | .434 |
| CP | 15-12 | 16-14 | 11-16 | 5-22 | 10-19 | 57-83 | .407 |
| LBSU | 13-17 | 5-22 | 6-21 | 10-20 | 18-12 | 52-92 | .361 |
| UCR | 8-18 | 6-18 | 11-17 | 9-19 | 5-23 | 39-95 | .291 |

BROWN NAMED NABC ALL-DISTRICT

The National Association of Basketball Coaches (NABC) selected Cal State Fullerton junior **Bobby Brown** to the All-District 15 Second Team after the point guard averaged 17.5 points and 4.6 assists last season. Brown ranked second in the Big West in scoring as the Titans finished 16-13. The 6-2 point guard, who has scored 1,415 career points, is one of the leading candidates for Big West Player of the Year.

LONG BEACH STATE NO. 1 IN SCORING OFFENSE

A high-tempo brand of offense helped Long Beach State become the nation's scoring leader at 83.3 points per game last

season. The 49ers scored 80 or more points 16 times and topped the 100-point barrier on three occasions, including 108-point outbursts in wins over San Francisco State and Manhattan. The 49ers obliterated the school record for three-pointers made in a season with 256. The previous mark of 200 was set by the 1992-93 squad. LBSU looks to be a scoring machine again in 2006-07. Six of the top eight scorers return, led by senior guards Aaron Nixon (14.7 ppg) and Kejuan Johnson (11.5).

2005-06 TOP 10 SCORING OFFENSE - TEAM

| Rank | Team | Pts. | PPG |
|------|--------------------------|------|------|
| 1. | LONG BEACH STATE | 2498 | 83.3 |
| 2. | Campbell | 2319 | 82.8 |
| 3. | Texas A&M-Corpus Christi | 2307 | 82.4 |
| 4. | Washington | 2706 | 82.0 |
| 5. | Connecticut | 2781 | 81.8 |
| 6. | East Tennessee State | 2284 | 81.6 |
| 7. | Duke | 2921 | 81.1 |
| 8. | Belmont | 2499 | 80.6 |
| 9. | Tennessee | 2413 | 80.4 |
| 10. | Lamar | 2487 | 80.2 |

THEY CAN DANCE IF THEY WANT TO

Pacific advanced to its third straight NCAA Tournament after finishing 24-8 overall and 12-2 in conference play. The three straight NCAA trips are the most consecutive by a Big West team since former member New Mexico State made five straight from 1990-94. The Tigers, which defeated Providence two years ago and Pittsburgh in 2005, nearly won another NCAA first round game when they took 7th-ranked Boston College to double overtime last season.

THE 1,000 POINT CLUB

Entering the 2006-07 season, Cal State Fullerton senior **Bobby Brown** is eyeing the school's career scoring record of 1,876 points that Leon Wood established from 1981-84. Coincidentally, that total is also the benchmark for entering the Big West career top 10 as Wood stands 10th on that list. Brown, a 2005-06 All-Big West First Team selection, has scored 1,415 points in three seasons. A handful of Big West players look to join Brown in the 1,000 point club sometime this season. UC Santa Barbara senior **Cecil Brown** is the closest to the mark with 744 career points.

TOP RETURNING CAREER SCORERS IN 2006-07

| Name, School | Points |
|---------------------------------------|--------|
| Bobby Brown, Cal State Fullerton | 1,415 |
| Cecil Brown, UC Santa Barbara | 744 |
| Dawin Whiten, Cal Poly | 610 |
| Kevin Houston, Long Beach State | 609 |
| Thomas Shewmake, Cal State Northridge | 607 |
| Jonathan Heard, Cal State Northridge | 603 |
| Larry Cunningham, UC Riverside | 588 |

TAKING INVENTORY

Cal Poly returns the greatest percentage of its scoring from the 2005-06 season – just over 84 percent. A look at what each team brings back to the hardwood in 2006-07:

| | | |
|----------------------|-----------------------|-------|
| Cal Poly | 1,609 of 1,907 points | 84.4% |
| Cal State Northridge | 1,378 of 1,986 points | 69.4% |
| Long Beach State | 1,529 of 2,498 points | 61.2% |
| UC Santa Barbara | 1,132 of 1,930 points | 58.7% |
| Cal State Fullerton | 1,167 of 2,293 points | 50.9% |
| UC Irvine | 1,003 of 2,068 points | 48.5% |
| UC Riverside | 715 of 1,885 points | 37.9% |
| Pacific | 968 of 2,377 points | 40.7% |

RETURNING STATISTICAL LEADERS

The Big West features several returning players who placed at or near the top of conference statistical categories in 2005-06. A list of the top returnees are listed below (based on top 10 in the scoring, rebounding and assist categories, top five in all other categories).

Scoring

| Rk | Player | Team | Pts. | PPG |
|----|-------------|---------------------|------|------|
| 2. | Bobby Brown | Cal State Fullerton | 564 | 17.5 |
| 6. | Aaron Nixon | Long Beach State | 426 | 14.7 |
| 9. | Cecil Brown | UC Santa Barbara | 368 | 13.1 |

Rebounding

| Rk | Player | Team | Reb. | RPG |
|----|------------------|----------------------|------|-----|
| 3. | Darren Fells | UC Irvine | 207 | 7.1 |
| 4. | Justin Burns | Cal State Fullerton | 195 | 6.7 |
| 5. | Derek Stockalper | Cal Poly | 194 | 6.7 |
| 7. | Chris Devine | UC Santa Barbara | 171 | 5.9 |
| 8. | Thomas Shewmake | Cal State Northridge | 157 | 5.6 |
| 9. | Glenn Turner | UC Santa Barbara | 128 | 5.6 |

Assists

| Rk | Player | Team | Ast. | APG |
|-----|----------------|---------------------|------|------|
| 2. | Bobby Brown | Cal State Fullerton | 132 | 4.55 |
| 5. | Kevin Houston | Long Beach State | 98 | 3.27 |
| 6. | Kejuan Johnson | Long Beach State | 73 | 3.17 |
| 8. | Aaron Nixon | Long Beach State | 82 | 2.83 |
| 9. | Trae Clark | Cal Poly | 67 | 2.79 |
| 10. | Chaz Thomas | Cal Poly | 76 | 2.62 |

Field Goal Percentage

| Rk | Player | Team | Pct. |
|----|----------------|----------------------|------|
| 1. | Chris Devine | UC Santa Barbara | .553 |
| 4. | Jonathan Heard | Cal State Northridge | .496 |

Free Throw Percentage

| Rk | Player | Team | Pct. |
|----|----------------|------------------|------|
| 4. | Kejuan Johnson | Long Beach State | .806 |
| 5. | Louis Darby | Long Beach State | .802 |

Three-Point Field Goal Percentage

| Rk | Player | Team | Pct. |
|----|----------------|---------------------|------|
| 2. | Kejuan Johnson | Long Beach State | .453 |
| 3. | Frank Robinson | Cal State Fullerton | .445 |
| 4. | Nic Campbell | UC Irvine | .445 |
| 5. | Trae Clark | Cal Poly | .431 |

Blocked Shots

| Rk | Player | Team | Blk. | BPG |
|----|-----------------|----------------------|------|------|
| 1. | Glenn Turner | UC Santa Barbara | 32 | 1.39 |
| 2. | Mark Dawson | Long Beach State | 36 | 1.24 |
| 4. | Thomas Shewmake | Cal State Northridge | 32 | 1.14 |
| 5. | Justin Burns | Cal State Fullerton | 27 | 0.93 |

Steals

| Rk | Player | Team | Stl. | SPG |
|----|----------------|----------------------|------|------|
| 1. | Frank Robinson | Cal State Fullerton | 48 | 1.66 |
| 2. | Bobby Brown | Cal State Fullerton | 45 | 1.55 |
| 3. | Chaz Thomas | Cal Poly | 42 | 1.45 |
| 4. | Kejuan Johnson | Long Beach State | 33 | 1.43 |
| 5. | Jonathan Heard | Cal State Northridge | 39 | 1.39 |

INTERNATIONAL CONNECTION

Below is a list of seven Big West players who hail from outside the United States. Two players (Nic Campbell & Tom Garlepp) call Australia home, while two others (Benoit Bekono, Emmanuel Bidas a Moute) are from Cameroon. Campbell, Garlepp and Bekono have all played at least one season in the Big West.

| School | Player | Country |
|------------------|------------------------|-----------|
| Long Beach State | Arturas Lazdauskas | Lithuania |
| UC Irvine | Nic Campbell | Australia |
| | Wolfgang Gieler | Germany |
| UC Riverside | Benoit Bekono | Cameroon |
| | Henrik Thomsen | Denmark |
| UC Santa Barbara | Tom Garlepp | Australia |
| | Emmanuel Bidas a Moute | Cameroon |

BIG WEST NEWS & NOTES

2007 TELEVISION SCHEDULE FEATURES 21 BIG WEST GAMES

Twenty-one games, including four from the post-season tournament at the Anaheim Convention Center, will be featured in the 2007 Big West Conference basketball television package.

The package includes eight Saturday games on FSN PRIME TICKET (FSN PT) and one regular season contest on both College Sports Television (CSTV) and ESPN. In addition, eight regular season mid-week games will be televised on over-the-air KVMD in the Southern California market. The package tips off on KVMD on Thursday, January 11 when UC Irvine travels to Cal State Northridge.

Allowing for more flexibility with the schedule, the Big West and its television partners will select "wildcard" matchups from among a pool of games the final two weeks of the regular season. The selections are expected to be made no later than February 1.

The 2007 television schedule also marks the return for the Big West to ESPN's "Big Monday." The nationally televised February 26 showdown between Long Beach State and Pacific, a rematch of last season's Big West Tournament championship game, will tip off at 9:00 (PST) at the Spanos Center. It will be the Big West's first appearance on Big Monday since the 1995-96 season.

The opportunity for additional television exposure exists through the Big West's involvement with the ESPN Bracket Buster Saturday event on February 17. For the fifth consecutive year, the Big West will be affiliated with this event, with 2007 the second year in a row that all eight conference members will be included in the pool of candidates for the televised games.

Two regular season women's games will be televised in addition to the Big West Women's Basketball Tournament championship game. On Thursday, February 15, defending tournament champion UC Riverside travels to Long Beach State for a game on KVMD. The UC Riverside at UC Irvine game follows on Saturday, February 17 on FSN PRIME TICKET. UC Irvine's trip to Pacific on Saturday, January 13 will be televised on CSTV at 7:30 p.m., in a game featuring the top two teams in last year's final regular season standings.

The schedule of televised games will culminate March 8-10 at the 32nd annual Big West Basketball Tournament at the Anaheim Convention Center. KVMD will televise the men's tournament's quarterfinal games, while FSN PRIME TICKET will carry the women's championship game and ESPN2 will air the men's title contest. The tip-off time for the men's championship game has been moved an hour back to 8:00 p.m. (PST).

BIG WEST TELEVISION SCHEDULE ESPN/FSN PT/KVMD-TV/CSTV

| Date | Day | Game | Local Time |
|---------|------|---|--------------------|
| Jan. 11 | Thu. | UC Irvine at Cal State Northridge (KVMD) | 7:00 pm |
| Jan. 13 | Sat. | UC Irvine at Pacific (CSTV) | 7:30 pm |
| Jan. 18 | Thu. | Cal State Fullerton at Long Beach State (KVMD) | 7:00 pm |
| Jan. 20 | Sat. | Cal State Fullerton at UC Irvine (FSN PT) | 7:00 pm |
| Jan. 25 | Thu. | Long Beach State at UC Irvine (KVMD) | 7:00 pm |
| Jan. 27 | Sat. | Cal Poly at Cal State Northridge (FSN PT) | 7:00 pm |
| Feb. 1 | Thu. | Pacific at UC Irvine (KVMD) | 7:00 pm |
| Feb. 3 | Sat. | Pacific at Long Beach State (FSN PT) | 4:30 pm |
| Feb. 8 | Thu. | UC Riverside at Cal State Northridge (KVMD) | 7:00 pm |
| Feb. 10 | Sat. | Long Beach State at UC Santa Barbara (FSN PT) | 7:00 pm |
| Feb. 15 | Thu. | UC Riverside at Long Beach State (women) (KVMD) | 7:00 pm |
| Feb. 17 | Sat. | Bracket Buster Saturday (ESPN, ESPNU, ESPN 360) UC Riverside at UC Irvine (women) (FSN PT) | TBA 3:00 pm |
| Feb. 22 | Thu. | Best Available Game Among: (KVMD) UC Santa Barbara at Cal State Fullerton Cal Poly at UC Riverside | 7:00 pm |
| Feb. 24 | Sat. | Best Available Game Among: (FSN PT) Cal Poly at Cal State Fullerton UC Santa Barbara at UC Riverside Pacific at Cal State Northridge | 1:00 pm |
| Feb. 26 | Mon. | Long Beach State at Pacific (ESPN) | 9:00 pm |
| Mar. 1 | Thu. | Best Available Game Among: (KVMD) UC Irvine at Long Beach State Pacific at UC Santa Barbara | 7:00 pm |
| Mar. 3 | Sat. | Best Available Game Among: (FSN PT) Long Beach State at UC Riverside Cal State Northridge at UC Santa Barbara | 4:00 pm |
| Mar. 8 | Thu. | Big West Tournament Men's QF Games 1 & 2 (KVMD) | 6 & 8:30 pm |
| Mar. 10 | Sat. | Big West Tournament Women's Championship (FSN PT) Big West Tournament Men's Championship (ESPN2) | 1:00 pm 8:00 pm |



NON-CONFERENCE TELEVISED GAMES

| Date | Day | Matchup | Local Time |
|---------|------|--------------------------------------|------------|
| Nov. 24 | Fri. | Long Beach State at USC (FSN PT) | 7:30 pm |
| Dec. 3 | Sun. | UC Riverside at UCLA (FSN PT) | 2:30 pm |
| Dec. 5 | Tue. | Cal State Fullerton at UCLA (FSN PT) | 7:30 pm |

NEW FACES AT EVERY PLACE

Forty-two new faces arrived on Big West campuses this fall as the conference squads reloaded to aid their chances to get to the Big Dance. Of those 42 newcomers, 21 of them played in the junior college ranks last season. UC Riverside has the most JC transfers with five, while Cal State Northridge and Pacific each signed four. Fifteen more players arrive on campus as true freshmen. Long Beach State and UC Irvine both have four true first-year players, while UC Santa Barbara welcomes three to the mix. The remaining six players transferred in from other Division I schools. Cal Poly has two DI transfers, while Cal State Northridge, UC Irvine, UC Santa Barbara and Pacific each added one.

ROAD TRIP ANYONE?

Playing non-conference games on the road is a necessary evil in college basketball and the Big West squads will hit the road plenty before the conference schedule begins. The longest single road swing belongs to Pacific, which will travel 6,782 miles round trip from Stockton to Anchorage, Alaska to compete in the Great Alaska Shootout in late November. Three other squads will take 4,000-mile plus roundtrip away swings as Long Beach State plays Temple and UMBC (5,510), Cal State Fullerton takes on Texas-San Antonio, Louisiana-Lafayette and Eastern Washington (5,350) and UC Irvine plays DePaul and Loyola (Ill.) (4,055) in a Chicago getaway.

THE BACKCOURT SHINES BRIGHTEST

The Big West has a litany of talented performers in the backcourt, including several players gaining national recognition. The headliner is Cal State Fullerton's **Bobby Brown**, a returning first team All-Big West player and the league's top returning scorer at 17.5 per game. He's been named the conference preseason Player of the Year by several publications and his 1,415 career points is 461 points shy of 10th on the Big West career list. Not to be outdone is the talented duo from Long Beach State, **Kejuan Johnson** and **Aaron Nixon**. The two of them combined for 26.2 points, 8.9 rebounds and 6.0 assists per game in 2005-06. They also canned a combined 70 three-point goals. The three players have also been cited in *Lindy's* preseason college basketball issue. Brown is ranked as the 12th-best point guard in the country, while Johnson is #23. Nixon cracks the top shooting guard rankings at the #16 slot. The other teams in the Big West have solid guards as well. Cal Poly has **Trae Clark**, the 2005-06 Freshman of the Year, and **Dawin Whiten**; Cal State Northridge boasts super sixth man **Jonathan Heard**; UC Santa Barbara has **Cecil Brown** back for a sixth season and Pacific will rely on **Steffan Johnson** to be its next bigtime playmaker.

BOX OUT!

With six of the top 10 rebounders from last season returning, the battle for the league's rebounding crown will be a fierce competition. The leading returning man on the boards is UC Irvine's **Darren Fells** at 7.1 per game, but he's closely followed by Cal State Fullerton's **Justin Burns** and Cal Poly's **Derek Stockalper**, who both averaged 6.7 boards. UC Santa Barbara's **Chris Devine** (5.9), Cal State Northridge's **Thomas Shewmake** (5.6) and UCSB's **Glenn Turner** (5.6) round out the returning top 10 members. Looking deeper, the league's best rebounder might be Long Beach State's **Mark Dawson**. The senior averaged 4.8 boards last season but had the highest percentage of rebounds on the offensive end of the top 15 players who qualified for the leaderboard. Of his 140 rebounds, an amazing 61, or 43.6%, came on the offensive end. The next closest players were Devine (39.8) and Burns (39.5).

PRESEASON ALL-CONFERENCE TEAMS

Athlon Sports

1st Team

Bobby Brown, Cal State Fullerton - MVP
Chris Devine, UC Santa Barbara
Aaron Nixon, Long Beach State
Derek Stockalper, Cal Poly
Michael White, Pacific

Street & Smith's Sports

1st Team

Bobby Brown, Cal State Fullerton
Derek Stockalper, Cal Poly
Aaron Nixon, Long Beach State
Kejuan Johnson, Long Beach State
Anthony Esparza, Pacific

The Sporting News

1st Team

Bobby Brown, Cal State Fullerton - MVP
Kejuan Johnson, Long Beach State
Chris Devine, UC Santa Barbara
Anthony Brown, Pacific
Darren Fells, UC Irvine

Lindy's

1st Team

Aaron Nixon, Long Beach State - MVP
Bobby Brown, Cal State Fullerton
Kejuan Johnson, Long Beach State
Derek Stockalper, Cal Poly
Cecil Brown, UC Santa Barbara



UC IRVINE UC SANTA BARBARA PACIFIC UC RIVERSIDE

2007 ESPN BracketBusters

Featuring the eight teams of the Big West Conference

A total of an event-record 102 teams – representing 16 collegiate athletic conferences – will compete in the two-day event (February 16-17), with the entire ESPN BracketBusters slate of matchups to be announced in late January. Cal Poly, Cal State Northridge, Long Beach State and UC Santa Barbara will serve as host schools, while Cal State Fullerton, UC Irvine, UC Riverside and Pacific will play on the road.

Of the 51 games, a total of 13 will be televised, with six contests on ESPN2. An additional five games will be aired on ESPNU – ESPN's collegiate sports network which launched on March 4, 2005 – and two will be televised on ESPN360 – ESPN's broadband service. Please consult your local listings for start times.

Since the event's inception in 2003, the Big West Conference has posted a four-year record of 7-5, including 0-1 marks in 2003 and 2004, a 2-0 record in 2005 and a 5-3 slate in 2006. In 2005, Pacific defeated UTEP on ESPN – the only game televised on the main ESPN network.



2007 BracketBusters

February 16-17



CAL POLY LONG BEACH STATE CS NORTHRIDGE CS FULLERTON

HOME TEAMS: Cal Poly, Cal State Northridge, Long Beach State, UC Santa Barbara, Oregon, Drake, Illinois State, Indiana State, Missouri State, Wichita State, Montana, Northern Arizona, Coastal Carolina, Delaware, George Mason, Georgia State, Hofstra, Northeastern, Virginia Commonwealth, Butler, Illinois-Chicago, Loyola (Ill.), Wright State, Youngstown State, Fairfield, Marist, Niagara, Rider, Siena, Akron, Buffalo, Eastern Michigan, Northern Illinois, Toledo, Western Michigan, Oral Roberts, Morehead State, Samford, Southeast Missouri State, Tennessee-Martin, Tennessee State, Tennessee Tech, Bucknell, North Carolina-Greensboro, Tennessee-Chattanooga, Boise State, Fresno State, Idaho, Nevada, New Mexico State and San Francisco.

AWAY TEAMS: Cal State Fullerton, UC Irvine, UC Riverside, Pacific, Bradley, Evansville, Northern Iowa, Southern Illinois, Albany, Maine, Eastern Washington, Portland State, Liberty, Winthrop, Drexel, James Madison, North Carolina-Wilmington, Old Dominion, Towson, William & Mary, Cleveland State, Detroit, Wisconsin-Green Bay, Wisconsin-Milwaukee, Canisius, Iona, Loyola (Md.), Manhattan, Saint Peter's, Ball State, Bowling Green, Central Michigan, Kent State, Miami (OH), Ohio, Valparaiso, Austin Peay, Eastern Illinois, Eastern Kentucky, Jacksonville State, Murray State, Colgate, Holy Cross, Appalachian State, Elon, Northwestern State, Sam Houston State, Hawaii, Louisiana Tech, San Jose State and Utah State.

CE

MEN'S BASKETBALL
MEDIA
GUIDE

T
H
E
T
E
A
M
S



2006-07

BIG WEST
CONFERENCE

CAL POLY MUSTANGS

MUSTANG NOTEBOOK

• Entering his seventh season at Cal Poly, **Kevin Bromley** owns a record of 61-95. He led the Mustangs to a 10-19 finish last season and had a fourth place conference showing at 7-7 in league games. It marked the first time since the 2002-03 season that the Mustangs finished in the upper half of the league.

• The Mustangs return five of their top six scorers from a year ago. Senior **Derek Stockalper** led the squad with 12.9 points per game and ranked 12th in the Big West in scoring. He also was the league's fifth-best rebounder, yanking down 6.7 boards per game. The 6-5 forward/guard earned All-Big West First Team accolades.

• Junior **Dawin Whiten** is one of the Big West's top perimeter shooters, ranking fifth last season with 2.37 three-pointers made per game. In just two seasons, Whiten has cracked the Cal Poly career top 10 list for made threes with 110. The 6-3 guard has a legitimate shot at moving into third place this season and surpassing Jeff Oliver's (1990-93) total of 175 threes.

• Young talent is on Cal Poly's side with a pair of guards making the 2005-06 Big West All-Freshman Team. **Trae Clark**, the Big West Freshman of the Year, averaged 8.3 points and knocked down 31 three-pointers. He also was second on the team with 67 assists. **Chaz Thomas** started 24 of 29 games and led the team with 76 assists and 42 steals. He ranked third in the conference with 1.45 steals per game.

• Sophomore **Titus Shelton** (5.2 ppg, 4.7 rpg) gave Mustang fans a glimpse of the future in last year's Big West Tournament when he averaged 16.0 points and 7.5 rebounds in two games. The 6-7 forward did not score in double figures in his previous 15 games and had back-to-back such efforts in the tournament, including a career-high 19 points against eventual tournament champion Pacific.

• In addition to Shelton, junior transfer **Dreshawn Vance** gives Cal Poly some added frontline help. Vance posted 4.8 points and 4.6 rebounds in 28 games at the University of Portland in 2004-05. He looks to help the Mustangs at both ends of the floor. In 2005-06, the Mustangs were last in the league rankings in blocked shots (2.07 bpg) and scoring offense (65.8 ppg).



QUICK FACTS

Location:..... San Luis Obispo, CA
 Enrollment: 18,400
 Founded: 1901
 Colors: Forest Green & Gold
 Nickname: Mustangs
 Arena (Capacity): Mott Gymnasium (3,032)

President: Dr. Warren J. Baker
 Director of Athletics: Alison Cone
 Senior Woman Administrator: Barbara Martinez
 Men's Basketball SID: Brian Thurmond
 Phone: (805) 756-2410
 Fax: (805) 756-2650
 Email Address: bthurmon@calpoly.edu
 Website Address: www.GoPoly.com

Head Coach: Kevin Bromley
 Career Record: 61-95 (6 years)
 Record at CP: 61-95 (6 years)
 Alma Mater: Colorado State (1983)
 Assistant Coach: Tim Murphy
 Assistant Coach: Bob Lowe
 Assistant Coach: Wil Hooker

Letterwinners Returning/Lost: 11/3
 Starters Returning/Lost: 4/1
 Newcomers: 1
 2005-06 Record: 10-19
 2005-06 Big West Record: 7-7 (4th)

2006-07 ROSTER

| NO. | PLAYER | POS | HT | WT | YR-EXP | HOMETOWN/LAST SCHOOL |
|-----|------------------|-----|------|-----|--------|-------------------------------------|
| 0 | Trae Clark | G | 5-11 | 170 | So.-1V | Fremont, CA/Newark Memorial HS |
| 2 | Dawin Whiten | G | 6-3 | 205 | Jr.-2V | North Hills, CA/Monroe HS |
| 3 | Clayton Osborn | G | 6-1 | 185 | Jr.-1V | Magna, UT/College of Southern Idaho |
| 10 | Chaz Thomas | G | 6-0 | 175 | So.-1V | Daly City, CA/Serra HS |
| 11 | Joe Henry | F | 6-7 | 230 | Sr.-3V | Santa Rosa, CA/Cardinal Newman HS |
| 13 | Rick Higgins | G | 6-1 | 165 | Fr.-RS | Danville, CA/Monte Vista HS |
| 21 | Charles Anderson | G/F | 6-6 | 185 | Fr.-HS | Bakersfield, CA/Bakersfield HS |
| 22 | Tyler McGinn | F | 6-6 | 220 | Sr.-3V | Gilbert, AZ/Mesquite HS |
| 24 | Dreshawn Vance | F | 6-8 | 200 | Jr.-TR | Walnut, CA/Portland |
| 25 | Derek Stockalper | G/F | 6-5 | 220 | Sr.-2V | Carlsbad, CA/Mira Costa College |
| 34 | Matt Hanson | F | 6-6 | 220 | Jr.-TR | Plymouth, MN/St. Cloud State |
| 35 | Titus Shelton | F | 6-7 | 240 | So.-1V | Fresno, CA/San Joaquin Memorial HS |
| 41 | Coby Leavitt | C | 6-9 | 210 | So.-1V | Ivins, UT/Snow Canyon HS |
| 43 | John Manley | F | 6-8 | 225 | Jr.-1V | Minnetonka, MN/Minnetonka HS |
| 45 | Zach Thurow | C | 6-9 | 290 | Jr.-2V | Minneapolis, MN/South HS |

MUSTANGS BY CLASS

Seniors: 3
 Juniors: 6
 Sophomores: 4
 Freshmen: 2

 3 Yr Exp - 2
 2 Yr Exp - 3
 1 Yr Exp - 6
 HS Exp - 1
 RS Exp - 1
 Transfers - 2

CAL POLY STAFF



Dr. Warren J. Baker
 President



Alison Cone
 Director of Athletics




Barbara Martinez
 Senior Woman Administrator



Brian Thurmond
 Media Relations Director

CAL POLY MUSTANGS

MUSTANG Players To Watch



Clark made a huge impact for the Mustangs in his rookie year, averaging 8.3 points and 2.8 assists in 24 games with three starts ... showed excellent range by hitting .431 from three-point land, leading



Stockalper returns to the fold after leading the Mustangs in scoring in 2005-06 with 12.9 points per outing ... accurate outside shooter hit .485 of his attempts, sixth in the conference and .411 of his shots from downtown, ninth

the team and placing fifth in the Big West ... just missed qualifying for the Big West top 10 in assist/turnover ratio after compiling a 1.22-1 rate ... tallied seven points and dished out seven assists in his first-ever collegiate start against Cal State Stanislaus (Dec. 6) ... poured in a career-high 20 points, including four three-pointers, and added six assists against Cal State Northridge (Mar. 2).

in the Big West ... top notch rebounder led the club with 6.7 per game ... picked up five double-doubles, including a 17-point, 10-rebound effort against Long Beach State (Feb. 9) and 16 points and 14 boards against UC Riverside (Feb. 23) ... started 28 of 29 games and led the team with 962 minutes played, a 33.2 average.

CAREER STATS

| Season | GP-GS | FG% | FT% | PTS | PPG | REB | RPG |
|---------|-------|------|------|-----|-----|-----|-----|
| 2005-06 | 24-3 | 41.4 | 68.9 | 199 | 8.3 | 45 | 1.9 |
| Career | 24-3 | 41.4 | 68.9 | 199 | 8.3 | 45 | 1.9 |

CAREER STATS

| Season | GP-GS | FG% | FT% | PTS | PPG | REB | RPG |
|---------|-------|------|------|-----|------|-----|-----|
| 2004-05 | 4-4 | 36.4 | 83.3 | 22 | 5.5 | 25 | 6.3 |
| 2005-06 | 29-28 | 48.5 | 67.7 | 375 | 12.9 | 194 | 6.7 |
| Career | 33-32 | 47.6 | 69.1 | 397 | 12.0 | 219 | 6.6 |

2006-07 SCHEDULE

| Date | Day | Opponent | Time |
|--------|-----------|-----------------------------------|----------|
| 11/4 | Sat. | #NOTRE DAME DE NAMUR | 4:00 pm |
| 11/10 | Fri. | +vs. SE Louisiana | 4:15 pm |
| 11/11 | Sat. | +vs. Portland | 4:15 pm |
| 11/12 | Sun. | +at Oregon State | 2:00 pm |
| 11/20 | Mon. | CAL STATE STANISLAUS | 7:00 pm |
| 11/26 | Sun. | SAINT MARY'S | 4:00 pm |
| 11/29 | Wed. | OCCIDENTAL COLLEGE | 7:00 pm |
| 12/3 | Sun. | at San Jose State | 2:00 pm |
| 12/16 | Sat. | at Utah | 12:00 pm |
| 12/19 | Tue. | NORTHERN ARIZONA | 7:00 pm |
| 12/23 | Sat. | at Fresno State | 7:00 pm |
| 12/28 | Thr. | *CAL STATE FULLERTON | 7:00 pm |
| 12/30 | Sat. | *UC RIVERSIDE | 4:00 pm |
| 1/4 | Thr. | *at UC Irvine | 7:00 pm |
| 1/6 | Sat. | *at Long Beach State | 7:00 pm |
| 1/11 | Thr. | UC DAVIS | 7:00 pm |
| 1/16 | Tue. | SACRAMENTO STATE | 7:00 pm |
| 1/20 | Sat. | *at UC Santa Barbara | 7:00 pm |
| 1/25 | Thr. | *at Pacific | 7:00 pm |
| 1/27 | Sat. | *at Cal State Northridge (FSN PT) | 7:00 pm |
| 2/3 | Sat. | at UC Davis | 7:00 pm |
| 2/8 | Thr. | *LONG BEACH STATE | 7:00 pm |
| 2/10 | Sat. | *UC IRVINE | 4:00 pm |
| 2/14 | Wed. | *UC SANTA BARBARA | 7:00 pm |
| 2/17 | Sat. | ESPN BRACKET BUSTERS | TBA |
| 2/22 | Thr. | *at UC Riverside | 7:00 pm |
| 2/24 | Sat. | *at Cal State Fullerton | 6:00 pm |
| 3/1 | Thr. | *CAL STATE NORTHRIDGE | 7:00 pm |
| 3/3 | Sat. | *PACIFIC | 4:00 pm |
| 3/7-10 | Wed.-Sat. | Big West Tournament (Anaheim, CA) | TBA |

#Exhibition

Home games in bold CAPS

+Oregon State Tournament (Corvallis, OR)

*Big West game

All Times are Pacific

2005-06 RESULTS (10-19, 7-7)

| Date | Opponent | Score | High Scorer(s) |
|-------|------------------------------|-----------|---------------------------------|
| 11/18 | UC San Diego | W, 71-67 | Stephenson (22) |
| 11/20 | San Jose State | L, 57-72 | Thomas (10) |
| 11/23 | Fresno State | L, 77-85 | Whiten (26) |
| 11/28 | at Stanford | L, 58-82 | Whiten (22) |
| 12/3 | at Colorado | L, 75-93 | Leavitt (17) Stockalper (17) |
| 12/10 | at Santa Clara | L, 58-73 | Whiten (14) |
| 12/16 | Cal State Stanislaus | W, 88-75 | Stephenson (18) |
| 12/20 | at Sacramento State | L, 59-80 | Stockalper (20) |
| 12/23 | at Eastern Washington | L, 62-76 | McGinn (18) |
| 12/30 | Portland | L, 61-66 | Stockalper (17) |
| 1/2 | *at Cal State Fullerton | W, 83-70 | Whiten (25) |
| 1/4 | *at UC Riverside | W, 66-55 | Stephenson (18) |
| 1/7 | *UC Irvine | L, 67-69 | Stockalper (19) |
| 1/9 | *Long Beach State | L, 66-79 | Stockalper (18) |
| 1/13 | at UC Davis | L, 52-65 | Stockalper (14) |
| 1/21 | *UC Santa Barbara | W, 74-62 | Whiten (24) |
| 1/26 | *Pacific | L, 62-64 | Whiten (19) |
| 1/28 | *Cal State Northridge | W, 73-54 | McGinn (28) |
| 2/4 | UC Davis | L, 70-83 | Thomas (17) |
| 2/9 | *at Long Beach State | L, 66-69 | Stockalper (17) |
| 2/11 | *at UC Irvine (FSNW2) | W, 61-58 | Clark (15) |
| 2/15 | *at UC Santa Barbara | L, 37-64 | Stockalper (7) |
| 2/18 | at Saint Mary's | L, 85-89 | Stephenson (16) Whiten (16) |
| 2/23 | *UC Riverside | •W, 59-55 | Stockalper (16) |
| 2/25 | *Cal State Fullerton | W, 76-72 | Stockalper (17) |
| 3/2 | *at Cal State Northridge | L, 77-82 | Clark (20) |
| 3/4 | *at Pacific | L, 53-75 | Thomas (16) |
| 3/9 | ^vs. UC Santa Barbara (KVMD) | W, 57-50 | Shelton (13) |
| 3/10 | ^vs. Pacific (ESPNU) | L, 57-68 | Shelton (19) |

*Big West game

^Big West Tournament (Anaheim, CA)

Home games in bold

• Overtime

CAL POLY MUSTANGS

2005-06 Statistics

| No. | Player | G-GS | Min - Avg | FG-FGA | Pct | 3P-3PA | Pct | FT-FTA | Pct | Off-Def | Tot- Avg | PF-FO | AT | TO | BS | ST | Pts - Avg |
|-----|-------------------|-------|-----------|----------|------|---------|------|---------|-------|---------|-----------|--------|-----|-----|----|-----|-----------|
| 25 | Stockalper, Derek | 29-28 | 962-33.2 | 141-291 | .485 | 51-124 | .411 | 42-62 | .677 | 60-134 | 194-6.7 | 59-1 | 54 | 46 | 9 | 21 | 375-12.9 |
| 02 | Whiten, Dawin | 27-27 | 799-29.6 | 104-287 | .362 | 64-176 | .364 | 41-62 | .661 | 14-56 | 70-2.6 | 77-4 | 41 | 77 | 3 | 26 | 313-11.6 |
| 15 | Stephenson, Gabe | 29-29 | 777-26.8 | 83-189 | .439 | 3-21 | .143 | 94-128 | .734 | 69-91 | 160-5.5 | 95-5 | 28 | 49 | 16 | 13 | 263-9.1 |
| 00 | Clark, Trae | 24-3 | 569-23.7 | 63-152 | .414 | 31-72 | .431 | 42-61 | .689 | 18-27 | 45-1.9 | 47-0 | 67 | 55 | 0 | 19 | 199-8.3 |
| 22 | McGinn, Tyler | 29-21 | 674-23.2 | 89-211 | .422 | 34-96 | .354 | 24-32 | .750 | 29-74 | 103-3.6 | 29-0 | 13 | 51 | 3 | 12 | 236-8.1 |
| 10 | Thomas, Chaz | 29-24 | 804-27.7 | 76-208 | .365 | 26-96 | .271 | 46-64 | .719 | 14-74 | 88-3.0 | 67-2 | 76 | 62 | 0 | 42 | 224-7.7 |
| 41 | Leavitt, Coby | 7-7 | 150-21.4 | 21-40 | .525 | 4-9 | .444 | 8-15 | .533 | 9-18 | 27-3.9 | 16-0 | 2 | 7 | 8 | 2 | 54-7.7 |
| 44 | Busch, Travis | 4-1 | 59-14.8 | 11-23 | .478 | 1-3 | .333 | 2-3 | .667 | 2-7 | 9-2.3 | 8-0 | 2 | 7 | 1 | 0 | 25-6.3 |
| 35 | Shelton, Titus | 17-0 | 338-19.9 | 32-64 | .500 | 0-0 | .000 | 24-41 | .585 | 35-45 | 80-4.7 | 49-2 | 11 | 18 | 13 | 5 | 88-5.2 |
| 03 | Osborn, Clayton | 22-3 | 235-10.7 | 15-50 | .300 | 7-25 | .280 | 9-10 | .900 | 7-19 | 26-1.2 | 26-0 | 19 | 28 | 1 | 4 | 46-2.1 |
| 11 | Henry, Joe | 27-1 | 276-10.2 | 12-30 | .400 | 1-8 | .125 | 23-31 | .742 | 21-37 | 58-2.1 | 39-1 | 13 | 17 | 1 | 5 | 48-1.8 |
| 45 | Thurrow, Zach | 18-0 | 132-7.3 | 9-23 | .391 | 0-1 | .000 | 8-16 | .500 | 14-26 | 40-2.2 | 24-0 | 3 | 11 | 5 | 2 | 26-1.4 |
| 20 | Socci, RJ | 8-1 | 50-6.3 | 3-7 | .429 | 0-0 | .000 | 4-4 | 1.000 | 1-1 | 2-0.3 | 3-0 | 3 | 2 | 0 | 1 | 10-1.3 |
| | Team | | | | | | | | | 56-55 | 111-3.8 | 1 | | 7 | | | |
| | CAL POLY | 29 | 5825 | 659-1575 | .418 | 222-631 | .352 | 367-529 | .694 | 349-664 | 1013-34.9 | 540-15 | 332 | 437 | 60 | 152 | 1907-65.8 |
| | Opponents | 29 | 5825 | 723-1615 | .448 | 172-495 | .347 | 434-594 | .731 | 309-657 | 966-33.3 | 498- | 358 | 332 | 98 | 195 | 2052-70.8 |



HEAD COACH

Colorado State (1983) • 7th season

Career Record: 61-95 (.391)
CP Record: 61-95 (.391)

- Compiled double-digit wins in four of his five full seasons as head coach.
- Led Cal Poly to school's first back-to-back winning seasons at Division I level in 2001-02 and 2002-03.
- Guided the Mustangs to the 2003 Big West Tournament championship game, falling short of an NCAA Tournament berth by three points.
- Spent six years as an assistant coach at Cal Poly before assuming the head coaching reins.
- Was the interim head coach in the final 16 games of the 2000-01 season and led the Mustangs to a 4-12 record.

Coaching Experience: Assistant Coach, Colorado State, 1984-87...head coach, Chemeketa CC, 1988-89...assistant coach, Cal Poly Pomona, 1989-93...assistant coach, Southern Utah, 1993-96...associate head coach, Cal Poly, 1996-2001...head coach, Cal Poly, 2001-present.

Bromley's Coaching Record

| Year | School | W | L | Pct. |
|----------------------|----------|-----------|-----------|-------------|
| 2000-01 | Cal Poly | 4 | 12 | .250 |
| 2001-02 | Cal Poly | 15 | 12 | .556 |
| 2002-03 | Cal Poly | 16 | 14 | .533 |
| 2003-04 | Cal Poly | 11 | 16 | .407 |
| 2004-05 | Cal Poly | 5 | 22 | .185 |
| 2005-06 | Cal Poly | 10 | 19 | .345 |
| Career Totals | | 61 | 95 | .391 |

Cal Poly's All-Time Coaches

| Years | Coach | Wins | Losses | Pct. |
|--------------|-----------------|------|--------|------|
| 1958-63 | Paul Thomas | 33 | 97 | .254 |
| 1927-30 | A.P. Agosti | 6 | 11 | .353 |
| 1932-42 | Howie O'Daniels | 60 | 72 | .455 |
| 1946-47 | Bob Mott | 4 | 13 | .235 |
| 1947-66 | Ed Jorgensen | 246 | 220 | .528 |
| 1966-69 | Stu Chestnut | 29 | 42 | .408 |
| 1969-72 | Neale Stoner | 46 | 34 | .575 |
| 1972-86 | Ernie Wheeler | 254 | 138 | .648 |
| 1986-95 | Steve Beason | 107 | 122 | .467 |
| 1995-2001 | Jeff Schneider | 70 | 84 | .454 |
| 2001-Present | Kevin Bromley | 61 | 95 | .391 |

Returnee Career Stats (Two Year Experience Min.)

| Player | G-GS | Min - Avg | FG-FGA | Pct | 3P-3PA | Pct | FT-FTA | Pct | Off-Def | Tot- Avg | PF-FD | AT | TO | BS | ST | Pts - Avg |
|-------------------|-------|-----------|---------|------|---------|------|--------|------|---------|----------|-------|----|-----|----|----|-----------|
| Stockalper, Derek | 33-32 | 1057-32.0 | 149-313 | .476 | 52-133 | .391 | 47-68 | .691 | 69-150 | 219-6.6 | 66-1 | 60 | 59 | 9 | 23 | 397-12.0 |
| Whiten, Dawin | 53-45 | 1415-26.7 | 211-543 | .389 | 110-300 | .367 | 78-107 | .729 | 28-102 | 130-2.5 | 141-6 | 84 | 155 | 4 | 43 | 610-11.5 |
| McGinn, Tyler | 75-21 | 1151-15.3 | 140-337 | .415 | 51-144 | .354 | 43-58 | .741 | 49-117 | 166-2.2 | 48-0 | 28 | 85 | 6 | 22 | 374-5.0 |
| Henry, Joe | 51-10 | 600-11.8 | 39-79 | .494 | 4-13 | .308 | 59-80 | .738 | 53-76 | 129-2.5 | 77-5 | 24 | 33 | 4 | 12 | 141-2.8 |
| Thurrow, Zach | 37-1 | 260-7.0 | 17-57 | .298 | 0-1 | .000 | 10-30 | .300 | 30-43 | 73-2.0 | 49-0 | 4 | 17 | 13 | 3 | 44-1.2 |

CAL STATE FULLERTON TITANS

TITAN NOTEBOOK

• **Bob Burton** begins his fourth season at the Cal State Fullerton helm with a record of 48-41. He has more wins in his first three seasons than any of the previous five head coaches during the school's Division I history.

• The Titans notched a 16-13 record last season, which was considered an underachievement by those who witnessed Fullerton play in three NIT postseason games and go 21-11 in 2004-05. After all, CSF was tabbed to win the Big West championship in 2005-06. But those are still the first back-to-back winning seasons for the program since 1983-84 and 1984-85.

• Close games were the downfall of last year's Titans. The team went 3-6 in games decided by five or fewer points and 1-3 in overtime games. The opposite happened in 2004-05 when that team was 6-0 in games decided by one or two points and 3-0 in overtime.

• Guard **Bobby Brown** enters his senior season as perhaps the leading candidate for Big West Player of the Year honors. He garnered first team all-conference honors in 2005-06 after averaging 17.5 points and 4.55 assists per game, ranking second league-wide in both categories. Brown, who drew the attention of numerous NBA scouts last season, ranks sixth on the Titan career scoring list with 1,415 points. He is well within reach of Leon Wood's record of 1,876 points.

• The Titans are the only Big West team that returns three players who averaged double figures in scoring last season. In addition to Brown, junior guard **Frank Robinson** (11.5 ppg) and senior forward **Justin Burns** (10.4) give Fullerton a trio of offensive firepower. Robinson, who led the conference in steals (1.66 spg) and shot 44.5 percent (49-of-110) from three-point range, was named the Big West's Best Sixth Man. Burns was the Big West's fourth-leading rebounder at 6.7 per game and had a team-leading 27 blocked shots.

• A trio of transfers with Division I experience join the Titans this season in Kent State transplants **Scott Cutley** and **Marcus Crenshaw**, along with guard **Ray Reed** from Georgetown. Cutley, a bruising 6-5, 230 pound forward, is primed for a starting spot in the CSF frontcourt. He averaged 7.9 points and 4.6 rebounds while shooting almost 50 percent from the floor for the Golden Flashes in 2004-05. He started 32 of 33 games.



QUICK FACTS

Location:..... Fullerton, CA
 Enrollment: 35,040
 Founded: 1957
 Colors: Navy, Orange & White
 Nickname: Titans
 Arena (Capacity): Titan Gym (4,000)

President: Dr. Milton A. Gordon
 Director of Athletics: Brian Quinn
 Senior Woman Administrator: Dr. Allison Rich
 Men's Basketball SID: Mel Franks
 Phone: (714) 278-3981
 Fax: (714) 278-3141
 Email Address: mfranks@fullerton.edu
 Website Address: www.fullertontitans.com

Head Coach: Bob Burton
 Career Record: 48-41 (3 seasons)
 Record at CSF: 48-41 (3 seasons)
 Alma Mater: Fresno State (1968)
 Assistant Coach: Andy Newman
 Assistant Coach: Jason Levy
 Assistant Coach: Marlon Morton

Letterwinners Returning/Lost: 3/6
 Starters Returning/Lost: 2/3
 Newcomers: 6
 2005-06 Record: 16-13
 2005-06 Big West Record: 5-9 (6th)

2006-07 ROSTER

| NO. | PLAYER | POS | HT | WT | YR-EXP | HOMETOWN/LAST SCHOOL |
|-----|-------------------|-----|------|-----|--------|------------------------------------|
| 0 | Frank Robinson | G | 6-4 | 220 | Jr.-1V | Los Angeles, CA/East Carolina |
| 1 | Dwayne Marshall | G | 6-3 | 175 | Jr.-JC | Brooklyn, NY/Saddleback College |
| 2 | Scott Cutley | F | 6-5 | 235 | Jr.-RS | Torrance, CA/Kent State |
| 3 | Bobby Brown | G | 6-2 | 175 | Sr.-3V | Los Angeles, CA/Westchester HS |
| 5 | Justin Burns | F | 6-7 | 205 | Sr.-2V | Las Vegas, NV/Cypress College |
| 14 | Winsor Williams | G | 5-9 | 170 | Fr.-HS | Inglewood, CA/St. Bernard HS |
| 15 | Curtis Battles | C | 6-10 | 305 | Sr.-SQ | Los Angeles, CA/West Hills CC |
| 21 | Kenneth Alexander | F | 6-6 | 230 | Jr.-JC | Oakland, CA/West Valley College |
| 22 | Ray Reed | G | 5-11 | 165 | Jr.-RS | Hawthorne, CA/Georgetown |
| 24 | Jarrel Lake | F | 6-7 | 230 | Fr.-RS | Los Angeles, CA/Westchester HS |
| 34 | Marcus Morgan | F | 6-5 | 240 | Jr.-JC | San Jose, CA/West Valley College |
| 40 | Kevin Delange | C | 6-10 | 240 | Fr.-HS | Valencia, CA/Valencia HS |
| 42 | Andrew Green | F | 6-6 | 255 | Jr.-JC | Perris, CA/College of the Sequoias |
| 43 | Chris Minardo | F | 6-10 | 205 | So.-RS | Chino Hills, CA/Citrus College |
| 54 | Marcus Crenshaw | G | 5-10 | 170 | So.-RS | Detroit, MI/Kent State |

TITANS BY CLASS

Seniors: 3
 Juniors: 7
 Sophomores: 2
 Freshmen: 3

3 Yr Exp - 1
 2 Yr Exp - 1
 1 Yr Exp - 2
 HS Exp - 2
 JC Exp - 4
 RS Exp - 5

CAL STATE FULLERTON STAFF




Dr. Milton Gordon
 President



Brian Quinn
 Director of Athletics




Dr. Allison Rich
 Senior Woman Administrator



Mel Franks
 Associate AD/
 Media Relations

CAL STATE FULLERTON TITANS

TITAN Players To Watch



Brown is the leading returning scorer in the Big West after pouring in 17.5 points per game last season ... first team All-Big West honoree enters the season with 1,415 career points, 461 points shy of 10th place all-time in conference history ... prolific three-point shooter has 227 career treys, just three short of 10th on the Big West career list, while his 608 attempts ranks seventh all-time ... also is a deft playmaker who averaged 4.6 assists last season and recorded seven-plus assists on nine occasions ... scored in double figures in all but four of his 29 games (all starts) ... named to the NABC All-District 15 Second Team in 2005-06 ... scored in double figures in all but four games last season.

... can be streaky at times as evidenced by his seven games of 15-plus points and seven games of five points or less ... tenacious rebounder led the conference in offensive rebounds (77) ... scored 14 points and set career-highs in rebounds (16) and blocks (5) against UC Davis (Jan. 28) ... tallied a personal-best 22 points against South Dakota State (Mar. 5).



Burns was the Titans' most improved player last season, scoring 10.4 points and grabbing 6.7 boards in 29 games, all starts ... excellent slasher shot .545 from the field ... solid defender picked up 27 blocks and 22 steals

... can be streaky at times as evidenced by his seven games of 15-plus points and seven games of five points or less ... tenacious rebounder led the conference in offensive rebounds (77) ... scored 14 points and set career-highs in rebounds (16) and blocks (5) against UC Davis (Jan. 28) ... tallied a personal-best 22 points against South Dakota State (Mar. 5).

CAREER STATS

| Season | GP-GS | FG% | FT% | PTS | PPG | REB | RPG |
|---------|-------|------|------|------|------|-----|-----|
| 2003-04 | 28-15 | 40.2 | 85.4 | 369 | 13.2 | 56 | 2.0 |
| 2004-05 | 32-32 | 41.4 | 82.7 | 538 | 16.8 | 83 | 2.6 |
| 2005-06 | 29-29 | 37.7 | 72.7 | 508 | 17.5 | 76 | 2.6 |
| Career | 89-76 | 41.5 | 78.9 | 1415 | 15.9 | 215 | 2.4 |

CAREER STATS

| Season | GP-GS | FG% | FT% | PTS | PPG | REB | RPG |
|---------|-------|------|------|-----|------|-----|-----|
| 2004-05 | 29-2 | 47.9 | 47.8 | 79 | 2.7 | 76 | 2.6 |
| 2005-06 | 29-29 | 54.5 | 54.4 | 302 | 10.4 | 195 | 6.7 |
| Career | 58-31 | 52.9 | 53.5 | 381 | 6.6 | 271 | 4.7 |

2006-07 SCHEDULE

| Date | Day | Opponent | Time |
|--------|-----------|-----------------------------------|----------|
| 11/10 | Fri. | CAL MARITIME | 7:05 pm |
| 11/14 | Tue. | HOPE INTERNATIONAL | 7:05 pm |
| 11/22 | Wed. | at Texas-San Antonio | 11:00 am |
| 11/24 | Fri. | at Louisiana-Lafayette | 5:05 pm |
| 11/27 | Mon. | at Eastern Washington | 7:05 pm |
| 12/2 | Sat. | TEXAS-SAN ANTONIO | 6:05 pm |
| 12/5 | Tue. | at UCLA (FSN PT) | 7:30 pm |
| 12/9 | Sat. | at Pepperdine | 7:00 pm |
| 12/16 | Sat. | BETHUNE-COOKMAN | 6:05 pm |
| 12/20 | Wed. | LOUISIANA-LAFAYETTE | 7:05 pm |
| 12/23 | Sat. | SAN JOSE STATE | 2:05 pm |
| 12/28 | Thr. | *at Cal Poly | 7:00 pm |
| 12/30 | Sat. | *at UC Santa Barbara | 7:00 pm |
| 1/4 | Thr. | * CAL STATE NORTHRIDGE | 7:05 pm |
| 1/6 | Sat. | * PACIFIC | 6:05 pm |
| 1/13 | Sat. | * UC RIVERSIDE | 6:05 pm |
| 1/18 | Thr. | *at Long Beach State (KVMD) | 7:05 pm |
| 1/20 | Sat. | *at UC Irvine (FSN PT) | 7:05 pm |
| 1/25 | Thr. | UC DAVIS | 7:05 pm |
| 1/27 | Sat. | * UC IRVINE | 6:05 pm |
| 2/3 | Sat. | *at UC Riverside | 5:00 pm |
| 2/8 | Thr. | *at Pacific | 7:00 pm |
| 2/10 | Sat. | *at Cal State Northridge | 7:05 pm |
| 2/14 | Wed. | * LONG BEACH STATE | 7:05 pm |
| 2/17 | Sat. | at ESPN Bracket Busters | TBA |
| 2/22 | Thr. | * UC SANTA BARBARA | 7:05 pm |
| 2/24 | Sat. | * CAL POLY | 6:05 pm |
| 3/3 | Sat. | at UC Davis | 7:00 pm |
| 3/7-10 | Wed.-Sat. | Big West Tournament (Anaheim, CA) | TBA |

*Big West game
Home games in bold CAPS
All Times are Pacific

2005-06 RESULTS (16-13, 5-9)

| Date | Opponent | Score | High Scorer(s) |
|-------|-------------------------------|-------------|----------------|
| 11/20 | Hope International | W, 97-52 | Robinson (20) |
| 11/23 | Pepperdine | W, 76-66 | J. Brown (27) |
| 11/28 | at South Dakota State | W, 82-70 | B. Brown (17) |
| 11/30 | at Kansas State (FSN MW) | L, 59-84 | Cottrell (15) |
| 12/9 | +vs. Chicago State | W, 88-80 | J. Brown (30) |
| 12/10 | +at San Francisco | •L, 91-93 | J. Brown (36) |
| 12/21 | at San Jose State | W, 67-59 | B. Brown (24) |
| 12/27 | =vs. Texas-San Antonio | L, 76-88 | B. Brown (30) |
| 12/28 | =at Florida International | W, 74-57 | B. Brown (24) |
| 1/2 | * Cal Poly | L, 70-83 | B. Brown (28) |
| 1/4 | * UC Santa Barbara | W, 73-59 | Harper (21) |
| 1/7 | *at Cal State Northridge | W, 83-78 | Robinson (20) |
| 1/9 | *at Pacific (CSTV) | L, 74-83 | B. Brown (22) |
| 1/14 | *at UC Riverside | W, 90-79 | J. Brown (18) |
| 1/19 | * Long Beach State | •L, 96-97 | J. Brown (31) |
| 1/21 | * UC Irvine | L, 59-67 | J. Brown (16) |
| 1/25 | *at UC Irvine (KVMD) | L, 68-83 | Robinson (17) |
| 1/28 | at UC Davis | •••W, 94-92 | Harper (21) |
| 2/4 | * UC Riverside | •L, 73-78 | B. Brown (21) |
| 2/9 | * Pacific (ESPN2) | L, 62-67 | J. Brown (17) |
| 2/11 | * Cal State Northridge | W, 81-63 | J. Brown (25) |
| 2/15 | *at Long Beach State | L, 79-88 | Burns (21) |
| 2/18 | Eastern Washington | W, 89-63 | B. Brown (25) |
| 2/23 | *at UC Santa Barbara (KVMD) | W, 80-76 | B. Brown (25) |
| 2/25 | *at Cal Poly | L, 72-76 | Robinson (18) |
| 3/2 | UC Davis | W, 81-63 | B. Brown (20) |
| 3/5 | South Dakota State | W, 95-82 | Burns (22) |
| 3/8 | ^vs. Cal State Northridge | W, 73-63 | Burns (19) |
| 3/9 | ^vs. Long Beach State (KVMD) | L, 91-94 | J. Brown (30) |

*Big West game
+San Francisco Invitational (San Francisco, CA)
=Florida International University Holiday Classic (Miami, FL)
^Big West Tournament (Anaheim, CA)
Home games in bold

• Overtime

CAL STATE FULLERTON TITANS

2005-06 Statistics

| No. | Player | G-GS | Min - Avg | FG-FGA | Pct | 3P-3PA | Pct | FT-FTA | Pct | Off-Def | Tot- Avg | PF-FO | AT | TO | BS | ST | Pts - Avg | |
|----------------------------|------------------------|-------|-----------|----------|------|---------|------|---------|------|---------|-----------|---------|-----|-----|----|-----|-----------|--|
| 03 | Brown, Bobby | 29-29 | 1012-34.9 | 182-427 | .426 | 72-191 | .377 | 72-99 | .727 | 13-63 | 76-2.6 | 60-1 | 132 | 96 | 6 | 45 | 508-17.5 | |
| 01 | Brown, Jamaal | 29-29 | 992-34.2 | 193-377 | .512 | 13-37 | .351 | 95-132 | .720 | 64-177 | 241-8.3 | 69-1 | 58 | 80 | 7 | 29 | 494-17.0 | |
| 00 | Robinson, Frank | 29-8 | 680-23.4 | 121-250 | .484 | 49-110 | .445 | 42-58 | .724 | 47-100 | 147-5.1 | 75-4 | 42 | 48 | 10 | 48 | 333-11.5 | |
| 05 | Burns, Justin | 29-29 | 842-29.0 | 114-209 | .545 | 0-0 | .000 | 74-136 | .544 | 77-118 | 195-6.7 | 93-4 | 24 | 61 | 27 | 22 | 302-10.4 | |
| 14 | Harper, Jermaine | 29-27 | 855-29.5 | 93-232 | .401 | 60-154 | .390 | 32-41 | .780 | 40-49 | 89-3.1 | 70-2 | 57 | 46 | 1 | 13 | 278-9.6 | |
| 23 | Cottrell, Vershan | 29-19 | 671-23.1 | 56-118 | .475 | 14-44 | .318 | 27-39 | .692 | 40-60 | 100-3.4 | 50-0 | 42 | 42 | 1 | 13 | 153-5.3 | |
| 33 | Moret, Jerard | 23-4 | 259-11.3 | 24-68 | .353 | 5-21 | .238 | 15-26 | .577 | 27-29 | 56-2.4 | 26-0 | 9 | 12 | 0 | 3 | 68-3.0 | |
| 34 | Nunez, Gary | 20-0 | 123-6.2 | 23-39 | .590 | 0-0 | .000 | 5-16 | .313 | 10-18 | 28-1.4 | 23-1 | 2 | 9 | 4 | 2 | 51-2.6 | |
| 22 | Clemmons, John | 28-0 | 372-13.3 | 18-47 | .383 | 6-12 | .500 | 24-29 | .828 | 18-25 | 43-1.5 | 63-2 | 63 | 28 | 4 | 26 | 66-2.4 | |
| 50 | Tancredi, Adam | 4-0 | 43-10.8 | 3-12 | .250 | 2-6 | .333 | 1-3 | .333 | 5-8 | 13-3.3 | 8-0 | 2 | 5 | 0 | 3 | 9-2.3 | |
| 15 | Battles, Curtis | 14-0 | 61-4.4 | 10-19 | .526 | 0-0 | .000 | 4-7 | .571 | 8-13 | 21-1.5 | 3-0 | 0 | 4 | 3 | 2 | 24-1.7 | |
| 52 | Montano, Manny | 5-0 | 26-5.2 | 3-7 | .429 | 0-0 | .000 | 1-2 | .500 | 3-1 | 4-0.8 | 5-0 | 0 | 1 | 2 | 1 | 7-1.4 | |
| 11 | Massey, Damien | 4-0 | 15-3.8 | 0-3 | .000 | 0-0 | .000 | 0-0 | .000 | 0-0 | 0-0.0 | 3-0 | 2 | 2 | 0 | 0 | 0-0.0 | |
| Team | | | | | | | | | | | 47-64 | 111-3.8 | 0 | 3 | | | | |
| CAL STATE FULLERTON | | 29 | 5951 | 840-1808 | .465 | 221-575 | .384 | 392-588 | .667 | 399-725 | 1124-38.8 | 548-15 | 433 | 437 | 65 | 207 | 2293-79.1 | |
| Opponents | | 29 | 5951 | 778-1720 | .452 | 210-560 | .375 | 417-579 | .720 | 311-687 | 998-34.4 | 496- | 412 | 436 | 63 | 182 | 2183-75.3 | |



HEAD COACH

Fresno State (1968) • 4th season

Career Record: 48-41 (.539)
CSF Record: 48-41 (.539)

- Guided the Titan program to back-to-back winning seasons for the first time in over 20 years.
- Compiled more wins (48) in his first three seasons than any of the previous five head coaches in the school's history.
- Led the Titans to a 21-11 record and a 2-1 road performance in the postseason NIT in 2004-05, the second-most successful year in school history.
- Won eight conference championships and was named conference Coach of the Year nine times at West Valley Community College.
- Selected California Community College Coach of the Year four times.

Coaching Experience: Assistant Coach, Cal Poly, 1968-69...assistant coach, Leigh High School, 1970-71...assistant coach, Westmont High School, 1971-72...head coach, Willow Glen High School, 1972-80...head coach, West Valley Community College, 1980-86 & 1987-02...assistant coach, Utah, 1986-87...assistant coach, Fresno State, 2002-03...head coach, Cal State Fullerton, 2003-present.

Burton's Coaching Record

| Year | School | W | L | Pct. |
|----------------------|---------------------|-----------|-----------|-------------|
| 2003-04 | Cal State Fullerton | 11 | 17 | .393 |
| 2004-05 | Cal State Fullerton | 21 | 11 | .656 |
| 2005-06 | Cal State Fullerton | 16 | 13 | .552 |
| Career Totals | | 48 | 41 | .539 |

Cal State Fullerton's All-Time Coaches

| Years | Coach | Wins | Losses | Pct. |
|--------------|----------------|------|--------|------|
| 1960-72 | Alex Omalev | 139 | 176 | .441 |
| 1972-73 | Moe Radovich | 9 | 17 | .346 |
| 1973-80 | Bobby Dye | 109 | 78 | .583 |
| 1980-88 | George McQuarn | 122 | 117 | .510 |
| 1988-92 | John Sneed | 55 | 59 | .482 |
| 1992-94 | Brad Holland | 23 | 31 | .426 |
| 1994-2000 | Bob Hawking | 59 | 103 | .364 |
| 2000-03 | Donny Daniels | 20 | 64 | .238 |
| 2003-present | Bob Burton | 48 | 41 | .539 |

Returnee Career Stats (Two Year Experience Min.)

| Player | G-GS | Min - Avg | FG-FGA | Pct | 3P-3PA | Pct | FT-FTA | Pct | Off-Def | Tot- Avg | PF-FD | AT | TO | BS | ST | Pts - Avg |
|----------------------|-------|-----------|----------|------|---------|------|---------|------|---------|----------|-------|-----|-----|----|-----|-----------|
| Brown, Bobby | 89-76 | 3034-34.1 | 504-1214 | .415 | 227-608 | .373 | 180-228 | .789 | 41-174 | 215-2.4 | 191-1 | 378 | 265 | 11 | 117 | 1415-15.9 |
| Burns, Justin | 58-31 | 1230-21.2 | 148-280 | .529 | 0-0 | .000 | 85-159 | .535 | 106-165 | 271-4.7 | 150-5 | 37 | 91 | 46 | 27 | 381-6.6 |

CAL STATE NORTHRIDGE MATADORS

MATADOR NOTEBOOK

- **Bobby Braswell** enters his 11th season as the Cal State Northridge head coach, compiling a record of 154-140. He is the second-winningest coach all-time in Matador history.
- Cal State Northridge endured a losing season for the fourth time in the last five years, going 11-17 and finishing seventh in the Big West at 4-10 in 2005-06. The Matadors faded down the stretch by losing five of their last six and nine of their last 12 contests.
- Point to first half success as the main indicator of ultimate success for the 2005-06 Matadors. CSUN went 11-3 when leading or tied at halftime, but 0-14 when trailing at intermission.
- The Matadors lost 13 games by double digits, the most in Bobby Braswell's 10 years as head coach. The previous high was 11 set by the 2001-02 squad.
- Junior guard/forward **Jonathan Heard** is CSUN's top returning scorer at 12.3 points per game (13th in Big West) and his 49.6 field goal percentage was fourth in the league. Heard ended the season with double figure scoring efforts in 14 of the last 15 games.
- Junior forward **Calvin Chitwood** missed the first eight games of last season due to academic ineligibility but averaged 11.8 points and 5.5 rebounds over the final 20 games. He has shot an impressive 55.6 (184-of-331) percent from the field over his first two seasons.
- Senior **Thomas Shewmake** has the ability to be one of the Big West's most formidable big men, but has struggled with consistency during his career. The 6-10 center averaged 6.8 points and 5.6 rebounds per game in 2005-06. His 64 blocked shots rank third on the CSUN career list. He enters this season 393 points shy of the 1,000 point mark for his career.
- CSUN has led the Big West in steals in each of the last five seasons and averaged 7.82 thefts per game in 2005-06. A key area of improvement must be rebounding for the Matadors, which finished last in the category (33.1 rpg) in 2005-06.



QUICK FACTS

Location:.....Northridge, CA
 Enrollment:33,243
 Founded:1958
 Colors:Red, White & Black
 Nickname: Matadors
 Arena (Capacity): The Matadome (1,600)

President: Dr. Jolene Koester
 Director of Athletics:.....Rick Mazzuto
 Senior Woman Administrator: Janet Lucas
 Men's Basketball SID: Matt Monroe
 Phone: (818) 677-3247
 Fax:..... (818) 677-4950
 Email Address: matthew.c.monroe@csun.edu
 Website Address: www.GoMatadors.com

Head Coach: Bobby Braswell
 Career Record:154-140 (10 years)
 Record at CSUN:.....154-140 (10 years)
 Alma Mater: Cal State Northridge (1984)
 Assistant Coach: Michael Johnson
 Assistant Coach: Louis Wilson
 Assistant Coach: J.C. Carter

Letterwinners Returning/Lost:..... 9/4
 Starters Returning/Lost: 3/2
 Newcomers:9
 2005-06 Record: 11-17
 2005-06 Big West Record: 4-10 (7th)

2006-07 ROSTER

| NO. | PLAYER | POS | HT | WT | YR-EXP | HOMETOWN/LAST SCHOOL |
|-----|-----------------|-----|------|-----|--------|--------------------------------------|
| 1 | Tre Peters | G | 6-0 | 180 | So.-JC | Dallas, TX/Riverside CC |
| 3 | Jonathan Heard | G/F | 6-6 | 185 | Jr.-2V | Inglewood, CA/Dorsey HS |
| 4 | Rob Haynes | G | 6-4 | 175 | So.-1V | Cerritos, CA/Mater Dei HS |
| 5 | Jordan Noblitt | G | 6-3 | 180 | Jr.-JC | Missoula, MT/Feather River JC |
| 11 | Jayne Miller | F | 6-8 | 225 | Jr.-RS | Newbury Park, CA/L.A. Valley JC |
| 20 | Lawrence Tyson | G | 6-3 | 165 | Fr.-RS | Lancaster, CA/Quartz Hill HS |
| 21 | Jason Hill | G | 6-5 | 180 | So.-1V | Los Angeles, CA/Cleveland HS |
| 23 | Rai Colston | G | 5-9 | 190 | Jr.-JC | Woodland Hills, CA/L.A. Valley JC |
| 24 | Evan Scott | F | 6-6 | 195 | Fr.-HS | Long Beach, CA/Millikan HS |
| 25 | Terrell Jones | G | 6-6 | 185 | Sr.-3V | Carson, CA/Carson HS |
| 31 | Mike McCrary | F | 6-7 | 215 | Jr.-JC | Hanford, CA/College of Eastern Utah |
| 32 | Calvin Chitwood | F | 6-8 | 219 | Jr.-2V | Phoenix, AZ/Paradise Valley HS |
| 34 | Thomas Shewmake | C | 6-10 | 253 | Sr.-3V | Cathedral City, CA/Cathedral City HS |
| 40 | Austen Powers | F/C | 6-8 | 210 | So.-1V | Glendale, AZ/Ironwood HS |
| 42 | Keith Everage | F | 6-7 | 220 | Sr.-1V | Los Angeles, CA/San Jose State |
| 44 | Austin Waggener | F | 6-9 | 225 | Sr.-3V | Inglewood, CA/Culver City HS |

MATADORS BY CLASS

Seniors: 4
 Juniors: 6
 Sophomores: 4
 Freshmen: 2

3 Yr Exp - 3
 2 Yr Exp - 2
 1 Yr Exp - 4
 HS Exp - 1
 JC Exp - 4
 RS Exp - 2

CAL STATE NORTHRIDGE STAFF



Dr. Jolene Koester
President




Rick Mazzuto
Director of Athletics



Janet Lucas
Senior Woman Administrator

CAL STATE NORTHRIDGE MATADORS

MATADOR Players To Watch



Chitwood enters 2006-07 hoping to repeat his Honorable Mention All-Big West season ... produced 11.8 points and 5.5 boards in 20 games, 19 of them starts ... efficient scorer in the lane with a career



Heard is an explosive scorer who averaged 12.3 points in 28 games with 13 starts ... dependable sixth man sports a career 10.2 scoring average in 59 games with just 28 starts ... ranked fourth in the Big West

55.6 field goal percentage ... hit double-figures in 16 of 20 games ... recorded three double-doubles, including a 19-point, 12-rebound (six offensive) effort against Cal Poly (Mar. 2) ... shot a career-high 11 free throw attempts against Pepperdine (Dec. 28), making eight of them ... continues to show upward trend in free throw shooting, going from .618 as a freshman to .688 as a sophomore.

in field goal percentage at a .496 clip ... solid defender averaged 1.39 steals per game, fifth on the conference leaderboard ... has a penchant for all-around performances, picking up 25 points, 10 rebounds and three steals against Fairfield (Dec. 30) and 21 points, 10 boards and four assists against Long Beach State (Feb. 2).

CAREER STATS

| Season | GP-GS | FG% | FT% | PTS | PPG | REB | RPG |
|---------|-------|------|------|-----|------|-----|-----|
| 2004-05 | 30-20 | 52.9 | 61.8 | 238 | 7.9 | 98 | 3.3 |
| 2005-06 | 20-19 | 58.5 | 68.8 | 236 | 11.8 | 110 | 5.5 |
| Career | 50-39 | 55.6 | 65.0 | 474 | 9.5 | 208 | 4.2 |

CAREER STATS

| Season | GP-GS | FG% | FT% | PTS | PPG | REB | RPG |
|---------|-------|------|------|-----|------|-----|-----|
| 2004-05 | 31-15 | 47.2 | 74.5 | 260 | 8.4 | 90 | 2.9 |
| 2005-06 | 28-13 | 49.6 | 72.7 | 343 | 12.3 | 109 | 3.9 |
| Career | 59-28 | 48.5 | 73.5 | 603 | 10.2 | 199 | 3.4 |

2006-07 SCHEDULE

| Date | Day | Opponent | Time |
|--------|-----------|-----------------------------------|---------|
| 11/2 | Thr. | #CAL STATE LOS ANGELES | 7:05 pm |
| 11/7 | Tue. | #CAL BAPTIST | 7:05 pm |
| 11/10 | Fri. | +vs. Portland State | 4:30 pm |
| 11/11 | Sat. | +at Oregon | 3:30 pm |
| 11/12 | Sun. | +vs. Lehigh | 1:00 pm |
| 11/15 | Wed. | UNIVERSITY OF REDLANDS | 7:05 pm |
| 11/18 | Sat. | PEPPERDINE | 2:05 pm |
| 11/20 | Mon. | at Illinois State | 5:05 pm |
| 11/25 | Sat. | at Tulsa | 5:05 pm |
| 12/3 | Sun. | EASTERN WASHINGTON | 4:05 pm |
| 12/9 | Sat. | BOISE STATE | 7:05 pm |
| 12/14 | Thr. | THE MASTER'S COLLEGE | 7:05 pm |
| 12/16 | Sat. | at Washington State | 7:00 pm |
| 12/30 | Sat. | *at Pacific | 7:00 pm |
| 1/4 | Thr. | *at Cal State Fullerton | 7:05 pm |
| 1/6 | Sat. | *at UC Riverside | 5:00 pm |
| 1/11 | Thr. | *UC IRVINE (KVMD) | 7:05 pm |
| 1/13 | Sat. | *LONG BEACH STATE | 7:05 pm |
| 1/18 | Thr. | at UC Davis | 7:00 pm |
| 1/21 | Sun. | SOUTH DAKOTA STATE | 2:05 pm |
| 1/25 | Thr. | *UC SANTA BARBARA | 7:05 pm |
| 1/27 | Sat. | *CAL POLY (FSN PT) | 7:05 pm |
| 2/1 | Thr. | *at Long Beach State | 7:05 pm |
| 2/3 | Sat. | *at UC Irvine | 7:05 pm |
| 2/8 | Thr. | *UC RIVERSIDE (KVMD) | 7:05 pm |
| 2/10 | Sat. | *CAL STATE FULLERTON | 7:05 pm |
| 2/14 | Wed. | UC DAVIS | 7:05 pm |
| 2/17 | Sat. | ESPN BRACKET BUSTERS | TBA |
| 2/20 | Tue. | at South Dakota State | 5:00 pm |
| 2/24 | Sat. | *PACIFIC | 2:05 pm |
| 3/1 | Thr. | *at Cal Poly | 7:00 pm |
| 3/3 | Sat. | *at UC Santa Barbara | 7:00 pm |
| 3/7-10 | Wed.-Sat. | Big West Tournament (Anaheim, CA) | TBA |

#Exhibition

Home games in bold CAPS

+Black Coaches Association Classic (Eugene, OR)

*Big West game

All Times are Pacific

2005-06 RESULTS (11-17, 4-10)

| Date | Opponent | Score | High Scorer(s) |
|-------|--------------------------|-----------|----------------|
| 11/20 | at USC | •W, 81-76 | Efevberha (20) |
| 11/22 | Tulsa | W, 77-71 | Efevberha (36) |
| 11/25 | +vs. Northeastern | L, 81-102 | Efevberha (23) |
| 11/26 | +vs. Northern Colorado | W, 82-73 | Efevberha (18) |
| 12/1 | Hope International | W, 117-55 | Efevberha (33) |
| 12/4 | at Eastern Washington | L, 48-70 | Jones (18) |
| 12/7 | at Fresno State | L, 60-75 | Efevberha (20) |
| 12/17 | Illinois State | W, 73-69 | Efevberha (27) |
| 12/28 | at Pepperdine | L, 72-87 | Shewmake (22) |
| 12/30 | Fairfield | L, 65-66 | Heard (25) |
| 1/7 | *Cal State Fullerton | L, 78-83 | Efevberha (39) |
| 1/9 | *UC Riverside | W, 76-62 | Efevberha (16) |
| 1/13 | *at UC Irvine | L, 62-76 | Shewmake (14) |
| 1/15 | *at Long Beach State | L, 73-84 | Shewmake (14) |
| 1/19 | UC Davis | W, 70-60 | Efevberha (22) |
| 1/26 | *at UC Santa Barbara | W, 59-46 | Heard (15) |
| 1/28 | *at Cal Poly | L, 54-73 | Efevberha (14) |
| 2/2 | *Long Beach State (KVMD) | L, 80-101 | Heard (21) |
| 2/4 | *UC Irvine | L, 57-74 | Heard (11) |
| 2/9 | *at UC Riverside | W, 74-56 | Heard (20) |
| 2/11 | *at Cal State Fullerton | L, 63-81 | Heard (16) |
| 2/14 | at UC Davis | W, 75-69 | Efevberha (19) |
| 2/18 | at Boise State | L, 71-82 | Efevberha (15) |
| 2/22 | *at Pacific | L, 51-79 | Efevberha (14) |
| 2/25 | *Pacific (FSNW2) | L, 66-70 | Efevberha (17) |
| 3/2 | *Cal Poly | W, 82-77 | Heard (17) |
| 3/4 | *UC Santa Barbara | •L, 76-82 | Efevberha (20) |
| 3/8 | ^vs. Cal State Fullerton | L, 63-73 | Efevberha (16) |

*Big West game

+Golden Bear Classic (Berkeley, CA)

^Big West Tournament (Anaheim, CA)

Home games in bold

• Overtime

CAL STATE NORTHRIDGE MATADORS

2005-06 Statistics

| No. | Player | G-GS | Min - Avg | FG-FGA | Pct | 3P-3PA | Pct | FT-FTA | Pct | Off-Def | Tot- Avg | PF-FO | AT | TO | BS | ST | Pts - Avg |
|-----|-----------------------------|-----------|-------------|-----------------|-------------|----------------|-------------|----------------|-------------|----------------|-----------------|---------------|------------|------------|-----------|------------|------------------|
| 23 | Efevberha, Mike | 28-18 | 772-27.6 | 153-391 | .391 | 57-159 | .358 | 117-142 | .824 | 25-67 | 92-3.3 | 72-1 | 57 | 87 | 14 | 33 | 480-17.1 |
| 03 | Heard, Jonathan | 28-13 | 763-27.3 | 117-236 | .496 | 16-47 | .340 | 93-128 | .727 | 36-73 | 109-3.9 | 56-1 | 65 | 70 | 2 | 39 | 343-12.3 |
| 32 | Chitwood, Calvin | 20-19 | 570-28.5 | 93-159 | .585 | 6-17 | .353 | 44-64 | .688 | 45-65 | 110-5.5 | 54-1 | 14 | 34 | 6 | 16 | 236-11.8 |
| 34 | Shewmake, Thomas | 28-16 | 564-20.1 | 68-155 | .439 | 16-45 | .356 | 38-52 | .731 | 46-111 | 157-5.6 | 66-3 | 24 | 55 | 32 | 22 | 190-6.8 |
| 11 | Miller, Jayme | 6-5 | 105-17.5 | 11-24 | .458 | 0-0 | .000 | 11-12 | .917 | 10-11 | 21-3.5 | 16-1 | 4 | 8 | 0 | 3 | 33-5.5 |
| 04 | Haynes, Rob | 28-22 | 531-19.0 | 46-104 | .442 | 22-52 | .423 | 40-49 | .816 | 19-32 | 51-1.8 | 44-1 | 25 | 41 | 3 | 13 | 154-5.5 |
| 25 | Jones, Terrell | 28-4 | 417-14.9 | 49-100 | .490 | 9-26 | .346 | 41-60 | .683 | 29-44 | 73-2.6 | 43-0 | 15 | 28 | 2 | 17 | 148-5.3 |
| 24 | Altheimer, Bakari | 27-24 | 646-23.9 | 36-118 | .305 | 20-61 | .328 | 22-29 | .759 | 3-41 | 44-1.6 | 68-2 | 91 | 48 | 5 | 29 | 114-4.2 |
| 42 | Everage, Keith | 15-2 | 168-11.2 | 22-56 | .393 | 0-0 | .000 | 19-26 | .731 | 10-20 | 30-2.0 | 18-0 | 3 | 16 | 0 | 4 | 63-4.2 |
| 21 | Hill, Jason | 28-4 | 400-14.3 | 25-65 | .385 | 4-15 | .267 | 38-55 | .691 | 8-32 | 40-1.4 | 53-2 | 51 | 56 | 4 | 21 | 92-3.3 |
| 44 | Waggener, Austin | 28-11 | 406-14.5 | 29-86 | .337 | 6-19 | .316 | 22-33 | .667 | 39-55 | 94-3.4 | 34-0 | 13 | 29 | 12 | 12 | 86-3.1 |
| 40 | Powers, Austen | 27-2 | 197-7.3 | 14-32 | .438 | 0-1 | .000 | 5-11 | .455 | 8-18 | 26-1.0 | 35-1 | 9 | 14 | 2 | 3 | 33-1.2 |
| 01 | Locke, Robert | 7-0 | 69-9.9 | 3-9 | .333 | 0-1 | .000 | 0-4 | .000 | 0-1 | 1-0.1 | 7-0 | 15 | 2 | 1 | 3 | 6-0.9 |
| 31 | Walton, Ryan | 11-0 | 42-3.8 | 2-5 | .400 | 0-1 | .000 | 4-8 | .500 | 2-3 | 5-0.5 | 7-0 | 3 | 1 | 1 | 4 | 8-0.7 |
| | Team | | | | | | | | | 33-40 | 73-2.6 | 0 | | 2 | | | |
| | CAL STATE NORTHRIDGE | 28 | 5650 | 668-1540 | .434 | 156-444 | .351 | 494-673 | .734 | 313-613 | 926-33.1 | 573-13 | 389 | 491 | 84 | 219 | 1986-70.9 |
| | Opponents | 28 | 5650 | 697-1499 | .465 | 212-548 | .387 | 466-654 | .713 | 294-650 | 944-33.7 | 573- | 443 | 527 | 71 | 224 | 2072-74.0 |



HEAD COACH

Cal State Northridge (1984) • 11th season

Career Record: 154-140 (.524)
CSUN Record: 154-140 (.524)

- Posted double-digit victories in all 10 seasons at Northridge, including four winning seasons.
- Guided CSUN to 17 or more wins four times, including back-to-back 20-win seasons in 1999-2000 and 2000-01.
- Ranks second all-time in school history with 154 wins.
- Led Cal State Northridge to the title game of the 2004 Big West Tournament.
- Was named the 2001 Big Sky Coach of the Year.
- Guided the Matadors to their first NCAA Tournament on the Division I level in 2000-01 and finished the year with a 22-10 record.

Coaching Experience: Head Coach, Cleveland High School, 1985-89...assistant coach, Long Beach State, 1989-92...assistant coach, Oregon, 1992-96...head coach, Cal State Northridge, 1996-present.

Braswell's Coaching Record

| Year | School | W | L | Pct. |
|----------------------|----------------------|------------|------------|-------------|
| 1996-97 | Cal State Northridge | 14 | 15 | .483 |
| 1997-98 | Cal State Northridge | 12 | 16 | .429 |
| 1998-99 | Cal State Northridge | 17 | 12 | .586 |
| 1999-00 | Cal State Northridge | 20 | 10 | .667 |
| 2000-01 | Cal State Northridge | 22 | 10 | .688 |
| 2001-02 | Cal State Northridge | 12 | 16 | .429 |
| 2002-03 | Cal State Northridge | 14 | 15 | .483 |
| 2003-04 | Cal State Northridge | 14 | 16 | .467 |
| 2004-05 | Cal State Northridge | 18 | 13 | .581 |
| 2005-06 | Cal State Northridge | 11 | 17 | .393 |
| Career Totals | | 154 | 140 | .524 |

Cal State Northridge's All-Time Coaches

| Years | Coach | Wins | Losses | Pct. |
|--------------|----------------|------|--------|------|
| 1958-63 | Paul Thomas | 33 | 97 | .254 |
| 1963-71 | Jerry Ball | 104 | 101 | .507 |
| 1971-96 | Pete Cassidy | 336 | 335 | .501 |
| 1996-present | Bobby Braswell | 154 | 140 | .524 |

Returnee Career Stats (Two Year Experience Min.)

| Player | G-GS | Min - Avg | FG-FGA | Pct | 3P-3PA | Pct | FT-FTA | Pct | Off-Def | Tot- Avg | PF-FD | AT | TO | BS | ST | Pts - Avg |
|------------------|-------|------------|---------|------|--------|------|---------|------|---------|----------|-------|-----|-----|----|----|-----------|
| Heard, Jonathan | 59-28 | 1374--23.3 | 209-431 | .485 | 19-69 | .275 | 166-226 | .735 | 81-118 | 199-3.4 | 106-1 | 106 | 130 | 5 | 74 | 603-10.2 |
| Chitwood, Calvin | 50-39 | 1281--25.6 | 184-331 | .556 | 15-35 | .429 | 91-140 | .650 | 84-124 | 208-4.2 | 131-3 | 34 | 71 | 17 | 46 | 474-9.5 |
| Shewmake, Thomas | 89-55 | 1945--21.9 | 215-468 | .459 | 37-114 | .325 | 140-205 | .683 | 161-341 | 502-5.6 | 231-7 | 65 | 168 | 64 | 72 | 607-6.8 |
| Jones, Terrell | 85-6 | 1003-11.8 | 110-233 | .472 | 30-87 | .345 | 62-94 | .660 | 58-75 | 133-1.6 | 82-0 | 32 | 60 | 4 | 30 | 312-3.7 |
| Waggener, Austin | 84-27 | 1078--12.8 | 81-204 | .397 | 9-29 | .310 | 59-82 | .720 | 109-139 | 248-3.0 | 119-0 | 32 | 73 | 34 | 25 | 230-2.7 |

LONG BEACH STATE 49ERS

49ER NOTEBOOK

• In his fifth season at Long Beach State, **Larry Reynolds** owns a record of 39-75. The 49ers are 16-7 in the months of February and March over the past two seasons under Reynolds.

• Long Beach State ended a string of four straight losing seasons with a breakout campaign of 18-12 in 2005-06. The 49ers reached the championship game of the Big West Tournament for the first time since 1995 and lost to top-seeded Pacific. The 18 wins was the most for the program since the 2000-01 team finished 18-13.

• A high-tempo brand of offense helped Long Beach State become the nation's scoring leader at 83.3 points per game in 2005-06. The 49ers scored 80 or more points 16 times and topped the 100-point barrier on three occasions, including 108-point outbursts in wins over San Francisco State and Manhattan. The 49ers obliterated the school record for three-pointers made in a season with 256. The previous mark of 200 was set by the 1992-93 squad.

• The 49ers return perhaps the Big West's best backcourt in seniors **Aaron Nixon** and **Kejuan Johnson**. Nixon led the team and ranked sixth in the Big West at 14.7 points per game. He averaged a whopping 25.3 points over three games in the Big West Tournament. Johnson (11.5 ppg) was fourth on the team in scoring last season. Johnson drained 45.3 percent (34-of-75) of his three-point attempts to rank second in the conference.

• Long Beach State has a league-high eight seniors on its roster, including 6-9 center **Mark Dawson**, one of three returning starters. He averaged 5.0 points and 4.8 rebounds per game, and his 36 blocked shots tied for seventh all-time on the 49er single-season chart. Dawson also pulled down a career-high 19 rebounds against UC Riverside last season.

• The solid 49er backcourt is bolstered by the return of senior **Kevin Houston**. The 5-10 point guard started 12 of the team's 30 games, posting 8.8 points per game. He also led the team with 98 assists and 36 steals.



Senior
**KEVIN
HOUSTON**

QUICK FACTS

Location:.....Long Beach, CA
Enrollment: 34,620
Founded: 1949
Colors: Black & Gold
Nickname: 49ers
Arena (Capacity):The Walter Pyramid (5,000)

President: Dr. F. King Alexander
Director of Athletics: Vic Cegles
Senior Woman Administrator: Cindy Masner
Men's Basketball SID: Steve Janisch
Phone: (562) 985-7797
Fax: (562) 985-1549
Email Address: sjanisch@csulb.edu
Website Address: www.longbeachstate.com

Head Coach: Larry Reynolds
Career Record: 149-110 (9 years)
Record at LBSU: 39-75 (4 years)
Alma Mater: UC Riverside (1976)
Associate Head Coach: Reggie Howard
Associate Head Coach: John Masi
Assistant Coach: Scott Waterman

Letterwinners Returning/Lost: 9/3
Starters Returning/Lost: 3/2
Newcomers: 4
2005-06 Record: 18-12
2005-06 Big West Record: 9-5 (3rd)

2006-07 ROSTER

| NO. | PLAYER | POS | HT | WT | YR-EXP | HOMETOWN/LAST SCHOOL |
|-----|--------------------|-----|------|-----|--------|---|
| 1 | Kejuan Johnson | G | 6-4 | 195 | Sr.-1V | Long Beach, CA/Long Beach CC |
| 2 | Louis Darby | G | 6-5 | 210 | Sr.-3V | Pacoima, CA/Sylmar HS |
| 10 | Arturas Lazdauskas | F | 6-7 | 204 | Fr.-RS | Kaunas, Lithuania/Hollywood HS |
| 11 | Artis Gant | G | 6-3 | 217 | So.-1V | Altadena, CA/Pasadena HS |
| 14 | Darnell Porter | G | 6-3 | 170 | Fr.-HS | Long Beach, CA/Millikan HS |
| 15 | Sterling Byrd | F | 6-6 | 215 | Sr.-1V | Compton, CA/Yavapai College |
| 20 | Kevin Houston | G | 5-10 | 180 | Sr.-3V | Highland, CA/San Geronio HS |
| 21 | Mark Dawson | C | 6-9 | 220 | Sr.-1V | Jersey City, NJ/Pasadena CC |
| 22 | Tim Island | G | 6-5 | 200 | Fr.-HS | San Diego, CA/University City HS |
| 24 | Chris Peys | G | 6-5 | 184 | Fr.-HS | Long Beach, CA/Long Beach Poly HS |
| 32 | Dominic Freeman | F | 6-4 | 210 | Sr.-1V | Long Beach, CA/Long Beach CC |
| 33 | Travon Free | F | 6-7 | 250 | Jr.-2V | Compton, CA/Dominguez HS |
| 34 | Lane Whitney | F | 6-6 | 200 | Fr.-HS | Long Beach, CA/Millikan HS |
| 44 | Dominique Ricks | F | 6-6 | 222 | Sr.-1V | Anaheim, CA/Saddleback College |
| 50 | Andrew Fleming | C | 7-0 | 235 | Fr.-RS | Cypress, CA/Cypress HS |
| 55 | Aaron Nixon | G | 6-2 | 219 | Sr.-1V | Cleveland, OH/San Bernardino Valley College |

49ERS BY CLASS

Seniors: 8
Juniors: 1
Sophomores: 1
Freshmen: 6

3 Yr Exp - 2
2 Yr Exp - 1
1 Yr Exp - 7
HS Exp - 4
RS Exp - 2

LONG BEACH STATE STAFF



F. King
Alexander

President



Vic
Cegles

Director of
Athletics



Cindy
Masner

Senior Woman
Administrator



Steve
Janisch

Assistant AD/
Media Relations

LONG BEACH STATE 49ERS

49ER Players To Watch



Johnson averaged 11.5 points and 4.1 boards in his first year with LBSU ... excellent shooter ranked second in the Big West in three-point percentage (.453), fourth in free throw shooting (.806) and hit .454 of his attempts overall,

just missing the qualifying standard... solid all-around player with 73 assists (3.2 apg) and 33 steals (1.4) last season ... scored 17 points off the bench against Pepperdine in his first Division I game ... scored in double figures 16 times in his 23 games ... career-high 20 points against Cal State Northridge (Feb. 2) to go along with five rebounds and six assists.

CAREER STATS

| Season | GP-GS | FG% | FT% | PTS | PPG | REB | RPG |
|---------|-------|------|------|-----|------|-----|-----|
| 2005-06 | 23-21 | 45.4 | 80.6 | 264 | 11.5 | 95 | 4.1 |
| Career | 23-21 | 45.4 | 80.6 | 264 | 11.5 | 95 | 4.1 |



Nixon led the 49ers in scoring last season at 14.7 per contest ... added 4.8 rebounds and 2.8 steals per contest ... shot .436 from the field last season and improved his three-point shooting as the season progressed,

connecting on 11-of-23 treys at the Big West Tournament ... scored in double-figures in his first seven contests and in 23 of his 29 games ... career-high 33 points against UC Davis (Feb. 25) ... scored 76 points (25.3 ppg) in the Big West Tournament ... scored 28 points, including the game-winning three at the buzzer, against UC Irvine in the Big West semifinals ... averaged 22.6 points over his last seven games.

CAREER STATS

| Season | GP-GS | FG% | FT% | PTS | PPG | REB | RPG |
|---------|-------|------|------|-----|------|-----|-----|
| 2005-06 | 29-26 | 43.6 | 65.2 | 426 | 14.7 | 139 | 4.8 |
| Career | 29-26 | 43.6 | 65.2 | 426 | 14.7 | 139 | 4.8 |

2006-07 SCHEDULE

| Date | Day | Opponent | Time |
|--------|-----------|-------------------------------------|-----------|
| 11/4 | Sat. | #CHAPMAN | 7:05 pm |
| 11/14 | Tue. | +vs. Air Force | 5:00 pm |
| 11/15 | Wed. | +at Stanford/vs. San Jose State | 5/7:30 pm |
| 11/17 | Fri. | CAL STATE BAKERSFIELD | 7:35 pm |
| 11/24 | Fri. | at USC (FSN PT) | 7:30 pm |
| 11/28 | Tue. | at UCLA | 7:30 pm |
| 12/2 | Sat. | at Temple | 9:00 am |
| 12/3 | Sun. | at Maryland-Baltimore County | 1:00 pm |
| 12/7 | Thr. | PEPPERDINE | 7:05 pm |
| 12/9 | Sat. | SACRAMENTO STATE | 7:05 pm |
| 12/17 | Sun. | at San Jose State | 3:00 pm |
| 12/22 | Fri. | at Loyola Marymount | 7:00 pm |
| 12/28 | Thr. | at UC Davis | 7:00 pm |
| 12/30 | Sat. | MANHATTAN COLLEGE | 7:05 pm |
| 1/4 | Thr. | * UC SANTA BARBARA | 7:05 pm |
| 1/6 | Sat. | * CAL POLY | 7:05 pm |
| 1/13 | Sat. | *at Cal State Northridge | 7:00 pm |
| 1/18 | Thr. | * CAL STATE FULLERTON (KVMD) | 7:05 pm |
| 1/20 | Sat. | * UC RIVERSIDE | 7:05 pm |
| 1/25 | Thr. | *at UC Irvine (KVMD) | 7:00 pm |
| 2/1 | Thr. | * CAL STATE NORTHRIDGE | 7:05 pm |
| 2/3 | Sat. | * PACIFIC (FSN PT) | 4:30 pm |
| 2/8 | Thr. | *at Cal Poly | 7:00 pm |
| 2/10 | Sat. | *at UC Santa Barbara (FSN PT) | 7:00 pm |
| 2/14 | Wed. | *at Cal State Fullerton | 7:00 pm |
| 2/17 | Sat. | ESPN BRACKET BUSTERS | TBA |
| 2/24 | Sat. | UC DAVIS | 4:05 pm |
| 2/26 | Mon. | *at Pacific (ESPN) | 9:00 pm |
| 3/1 | Thr. | * UC IRVINE | 7:05 pm |
| 3/3 | Sat. | *at UC Riverside | 5:00 pm |
| 3/7-10 | Wed.-Sat. | Big West Tournament (Anaheim, CA) | TBA |

#Exhibition
+CBE Classic (Stanford, CA)
*Big West game
All Times are Pacific

Home games in bold CAPS

2005-06 RESULTS (18-12, 9-5)

| Date | Opponent | Score | High Scorer(s) |
|-------|---------------------------------|------------------|---|
| 11/18 | at UNLV | L, 73-108 | Houston (14) |
| 11/21 | at California | L, 69-88 | Hodges (15) |
| 11/27 | San Francisco State | W, 108-51 | Hodges (17) |
| 11/30 | Loyola Marymount (FSNW) | W, 93-85 | Hawkins (19) |
| 12/3 | at Portland | L, 95-99 | Hawkins (19) |
| 12/5 | at Sacramento State | L, 94-106 | Henderson (23) |
| 12/10 | San Jose State | L, 56-69 | Houston (16) |
| 12/17 | at Pepperdine (FSNW2) | L, 86-92 | Hodges (18) |
| 12/22 | UMBC | W, 81-70 | Hodges (20) |
| 12/30 | Cornell | W, 79-65 | Houston (12) lbekwe (12) Hodges (12) |
| 1/2 | UC Davis | W, 77-48 | Hawkins (24) |
| 1/7 | *at UC Santa Barbara | L, 74-77 | Hodges (19) |
| 1/9 | *at Cal Poly | W, 79-66 | Nixon (15) Hawkins (15) |
| 1/13 | * Pacific | L, 72-78 | Nixon (17) |
| 1/15 | * Cal State Northridge | W, 84-73 | Nixon (22) |
| 1/19 | *at Cal State Fullerton | •W, 97-96 | Hodges (23) |
| 1/21 | *at UC Riverside (FSNW2) | W, 82-70 | Johnson (18) |
| 1/28 | * UC Irvine | L, 67-73 | Hodges (24) |
| 2/2 | *at Cal State Northridge (KVMD) | W, 101-80 | Hodges (27) |
| 2/4 | *at Pacific (FSNW2) | L, 78-87 | Hawkins (22) |
| 2/9 | * Cal Poly | W, 69-66 | Darby (15) |
| 2/11 | * UC Santa Barbara | L, 78-81 | Hodges (24) |
| 2/15 | * Cal State Fullerton | W, 88-79 | Hodges (17) |
| 2/18 | at Manhattan | W, 108-94 | Hawkins (25) |
| 2/25 | at UC Davis | •W, 96-92 | Nixon (33) |
| 3/2 | * UC Riverside (KVMD) | •W, 82-76 | Hawkins (17) |
| 3/4 | *at UC Irvine (FSNW2) | W, 93-73 | Nixon (24) |
| 3/9 | ^vs. Cal State Fullerton (KVMD) | W, 94-91 | Nixon (31) |
| 3/10 | ^vs. UC Irvine (ESPNU) | W, 75-73 | Nixon (28) |
| 3/11 | ^vs. Pacific (ESPN) | L, 70-78 | Hawkins (27) |

*Big West game
^Big West Tournament (Anaheim, CA)
Home games in **bold**

• Overtime

LONG BEACH STATE 49ERS

2005-06 Statistics

| No. | Player | G-GS | Min - Avg | FG-FGA | Pct | 3P-3PA | Pct | FT-FTA | Pct | Off-Def | Tot- Avg | PF-FO | AT | TO | BS | ST | Pts - Avg |
|-----|------------------|-------|-----------|----------|------|---------|-------|---------|------|---------|-----------|-------|-----|-----|-----|-----|-----------|
| 55 | Nixon, Aaron | 29-26 | 850-29.3 | 152-349 | .436 | 36-121 | .298 | 86-132 | .652 | 36-103 | 139-4.8 | 76-1 | 82 | 81 | 12 | 33 | 426-14.7 |
| 01 | Hodges, Jibril | 30-27 | 846-28.2 | 145-357 | .406 | 87-233 | .373 | 45-53 | .849 | 10-36 | 46-1.5 | 44-0 | 46 | 25 | 5 | 30 | 422-14.1 |
| 03 | Hawkins, Shawn | 30-25 | 829-27.6 | 138-288 | .479 | 48-121 | .397 | 68-97 | .701 | 60-119 | 179-6.0 | 68-2 | 25 | 53 | 8 | 21 | 392-13.1 |
| 30 | Johnson, Kejuan | 23-21 | 634-27.6 | 88-194 | .454 | 34-75 | .453 | 54-67 | .806 | 23-72 | 95-4.1 | 57-3 | 73 | 64 | 4 | 33 | 264-11.5 |
| 20 | Houston, Kevin | 30-12 | 684-22.8 | 91-198 | .460 | 20-63 | .317 | 63-83 | .759 | 14-48 | 62-2.1 | 55-0 | 98 | 72 | 5 | 36 | 265-8.8 |
| 02 | Darby, Louis | 29-1 | 374-12.9 | 56-120 | .467 | 3-24 | .125 | 65-81 | .802 | 26-29 | 55-1.9 | 60-0 | 11 | 25 | 3 | 16 | 180-6.2 |
| 21 | Dawson, Mark | 29-21 | 490-16.9 | 65-110 | .591 | 0-0 | .000 | 16-34 | .471 | 61-79 | 140-4.8 | 68-1 | 12 | 24 | 36 | 15 | 146-5.0 |
| 44 | Ricks, Dominique | 30-4 | 391-13.0 | 54-94 | .574 | 0-0 | .000 | 21-31 | .677 | 54-61 | 115-3.8 | 45-1 | 6 | 16 | 18 | 17 | 129-4.3 |
| 00 | Ibekwe, Onye | 16-5 | 192-12.0 | 20-37 | .541 | 0-0 | .000 | 25-47 | .532 | 28-43 | 71-4.4 | 27-0 | 3 | 15 | 5 | 4 | 65-4.1 |
| 04 | Henderson, Jazz | 26-1 | 303-11.7 | 26-80 | .325 | 2-26 | .077 | 31-43 | .721 | 8-20 | 28-1.1 | 28-0 | 28 | 34 | 0 | 5 | 85-3.3 |
| 15 | Byrd, Sterling | 27-3 | 276-10.2 | 30-72 | .417 | 20-50 | .400 | 7-10 | .700 | 12-35 | 47-1.7 | 18-0 | 8 | 13 | 4 | 8 | 87-3.2 |
| 11 | Gant, Artis | 16-1 | 112-7.0 | 4-12 | .333 | 4-4 | 1.000 | 8-14 | .571 | 3-2 | 5-0.3 | 10-0 | 11 | 14 | 0 | 2 | 20-1.3 |
| 35 | Pattillo, Ulric | 5-0 | 11-2.2 | 2-4 | .500 | 1-3 | .333 | 0-1 | .000 | 1-2 | 3-0.6 | 1-0 | 1 | 0 | 0 | 0 | 5-1.0 |
| 32 | Freeman, Dominic | 15-3 | 77-5.1 | 5-7 | .714 | 1-1 | 1.000 | 1-5 | .200 | 8-7 | 15-1.0 | 7-0 | 3 | 4 | 1 | 3 | 12-0.8 |
| 24 | Gallow, Brice | 3-0 | 6-2.0 | 0-0 | .000 | 0-0 | .000 | 0-0 | .000 | 0-1 | 1-0.3 | 0-0 | 0 | 1 | 0 | 0 | 0-0.0 |
| | Team | | | | | | | | | 42-52 | 94-3.1 | | | | | | |
| | LONG BEACH STATE | 30 | 6075 | 876-1922 | .456 | 256-721 | .355 | 490-698 | .702 | 386-709 | 1095-36.5 | 564-8 | 407 | 441 | 101 | 223 | 2498-83.3 |
| | Opponents | 30 | 6075 | 867-1902 | .456 | 186-542 | .343 | 464-666 | .697 | 428-773 | 1201-40.0 | 594- | 470 | 504 | 75 | 189 | 2384-79.5 |



HEAD COACH

UC Riverside (1976) • 5th season

Career Record: 149-110 (.575)

LBSU Record: 39-75 (.342)

- Led the 49ers to an 18-12 record overall and a third place finish in the Big West in 2005-06.
- Steered LBSU last season to its first Big West Tournament championship game since 1995.
- Turned around a struggling Cal State San Bernardino program and molded it into a Division II national power, taking the Coyotes to two NCAA Elite Eight appearances.
- Earned California Collegiate Athletic Association Coach of the Year honors four times at CSUSB.
- Selected the NABC District 8 Coach of the Year following the 1998-99 campaign after leading the Coyotes to a 23-8 record.

Coaching Experience: Associate Head Coach, UC Riverside, 1979-94...assistant coach, San Francisco, 1995-97...head coach, Cal State San Bernardino, 1997-02...head coach, Long Beach State, 2002-present.

Reynolds' Coaching Record

| Year | School | W | L | Pct. |
|----------------------|-------------------|------------|------------|-------------|
| 1997-98 | CS San Bernardino | 12 | 15 | .444 |
| 1998-99 | CS San Bernardino | 23 | 8 | .742 |
| 1999-00 | CS San Bernardino | 23 | 6 | .793 |
| 2000-01 | CS San Bernardino | 24 | 4 | .857 |
| 2001-02 | CS San Bernardino | 28 | 2 | .933 |
| 2002-03 | Long Beach State | 5 | 22 | .185 |
| 2003-04 | Long Beach State | 6 | 21 | .222 |
| 2004-05 | Long Beach State | 10 | 20 | .333 |
| 2005-06 | Long Beach State | 18 | 12 | .600 |
| Career Totals | | 149 | 110 | .575 |

Long Beach State's All-Time Coaches

| Years | Coach | Wins | Losses | Pct. |
|--------------|------------------|------|--------|------|
| 1950-52 | Herm Schwarzkopf | 13 | 27 | .325 |
| 1952-57 | Earl Kidd | 48 | 72 | .400 |
| 1957-60 | Bill Patterson | 37 | 33 | .529 |
| 1960-67 | Dick Perry | 83 | 97 | .461 |
| 1967-68 | Randy Sandefur | 12 | 13 | .480 |
| 1968-73 | Jerry Tarkanian | 121 | 20 | .858 |
| 1973-74 | Lute Olson | 24 | 2 | .923 |
| 1974-78 | Dwight Jones | 70 | 40 | .636 |
| 1978-83 | Tex Winter | 78 | 69 | .531 |
| 1983-84 | Dave Buss | 9 | 19 | .321 |
| 1984-87 | Ron Palmer | 23 | 64 | .264 |
| 1987-90 | Joe Harrington | 53 | 36 | .596 |
| 1990-96 | Seth Greenberg | 105 | 70 | .600 |
| 1996-02 | Wayne Morgan | 91 | 84 | .520 |
| 2002-present | Larry Reynolds | 39 | 75 | .342 |

Returnee Career Stats (Two Year Experience Min.)

| Player | G-GS | Min - Avg | FG-FGA | Pct | 3P-3PA | Pct | FT-FTA | Pct | Off-Def | Tot- Avg | PF-FD | AT | TO | BS | ST | Pts - Avg |
|----------------|-------|-----------|---------|------|--------|------|---------|------|---------|----------|-------|-----|-----|----|----|-----------|
| Houston, Kevin | 87-38 | 2182-25.1 | 223-544 | .410 | 42-165 | .255 | 121-165 | .733 | 36-162 | 198-2.3 | 156-0 | 284 | 242 | 18 | 84 | 609-7.0 |
| Darby, Louis | 68-19 | 1065-15.7 | 134-312 | .429 | 11-60 | .183 | 160-202 | .792 | 58-78 | 136-2.0 | 135-1 | 36 | 82 | 7 | 36 | 439-6.5 |
| Free, Travon | 40-4 | 444-11.1 | 49-108 | .454 | 0-0 | .000 | 24-42 | .571 | 35-71 | 106-2.7 | 46-1 | 10 | 23 | 16 | 8 | 122-3.1 |

UC IRVINE ANTEATERS

ANTEATER NOTEBOOK

• Entering his 10th campaign at UC Irvine, **Pat Douglass** owns a record of 138-120. He has finished .500 or better in six of the last seven seasons.

• UC Irvine went 16-13 overall for the second consecutive season. However, in conference play, the Anteaters posted a 10-4 record to earn second place while in 2004-05, they went 8-10 in league action and finished fifth. UCI won its first eight Big West games, the 8-0 start the second-best in program history and only second to the 2000-01 team that won nine in a row to open league play.

• Douglass, who amassed his 500th career win on Nov. 19, 2005 against No. 13 Stanford, will test his team early with tough non-conference matchups. The Anteaters play South Carolina, Oregon, Nevada and Fresno State in November, in addition to December games against Drake, DePaul and Loyola-Chicago.

• The returning frontcourt is a strength of this year's team. Forward **Nic Campbell**, center **Darren Fells** and forward **Patrick Sanders** were the top three rebounders on last year's team and their scoring ability gives the Anteaters a formidable frontline. Campbell, a 6-6 senior, is the top returning scorer at 10.5 points per game. He's also an excellent outside shooter who connected at 44.5 percent from three-point range. Fells, a 6-7 junior, was an honorable mention all-league pick after averaging 9.8 points and a team-high 7.1 rebounds. Sanders (8.6 ppg, 4.3 rpg) emerged as a solid contributor, averaging 9.7 points over the final 20 games last season.

• UCI was a perimeter-oriented team last season. The Anteaters finished second in the nation in three-point field goal percentage, hitting 42.0 percent (249-of-593) from downtown. But UCI lost a pair of all-conference guards to graduation – Ross Schraeder and Aaron Fitzgerald – and a huge chunk of backcourt production. Along with Campbell, the team will look to sophomore **Adam Templeton** as a perimeter threat. A Big West All-Freshman selection in 2005-06, Templeton made 24 threes and shot 52.2 percent (48-of-92) overall from the field while averaging just 16.0 minutes per game.

• Texas A&M transfer **Marcus McIntosh** will most likely run the team at the point, and additional guard help may come from **Chuma Awaji**, rated No. 65 on the JucoJunction.com top 100 list of JC players in 2006.



Junior
PATRICK SANDERS

QUICK FACTS

Location:..... Irvine, CA
Enrollment:25,000
Founded: 1962 (opened 1965)
Colors: Blue & Gold
Nickname: Anteaters
Arena (Capacity):Bren Events Center (5,000)

Chancellor: Dr. Michael V. Drake
Director of Athletics:.....Bob Chichester
Senior Woman Administrator: Paula Smith
Men's Basketball SID:Bob Olson
Phone: (949) 824-5814
Fax:..... (949) 824-5260
Email Address: rkolson@uci.edu
Website Address: www.athletics.uci.edu

Head Coach: Pat Douglass
Career Record:514-238 (25 years)
Record at UCI:..... 138-120 (9 years)
Alma Mater: Pacific (1972)
Assistant Coach: Tod Murphy
Assistant Coach: Ross Land
Assistant Coach: Rhett Holiday

Letterwinners Returning/Lost:..... 6/7
Starters Returning/Lost: 3/2
Newcomers: 8
2005-06 Record: 16-13
2005-06 Big West Record: 10-4 (2nd)

2006-07 ROSTER

| NO. | PLAYER | POS | HT | WT | YR-EXP | HOMETOWN/LAST SCHOOL |
|-----|-----------------|-----|------|-----|--------|--|
| 1 | Michael Hunter | G | 5-10 | 155 | Fr.-HS | Aurora, CO/Maine Central Institute |
| 2 | Marcus McIntosh | G | 6-1 | 188 | Jr.-TR | Aurora, CO/Texas A&M |
| 3 | Chuma Awaji | G | 6-3 | 199 | Jr.-JC | Los Angeles, CA/Lon Morris College |
| 11 | Nic Campbell | F | 6-6 | 225 | Sr.-3V | Launceston, Tasmania, Australia |
| 12 | Chad McDaniel | G | 6-0 | 175 | So.-1V | Rosamond, CA/Lancaster HS |
| 14 | Chris Osborn | G | 6-7 | 200 | Fr.-HS | Scottsdale, AZ/Air Force Prep |
| 15 | Mark Kelley | F/C | 6-8 | 240 | Sr.-1V | Pasadena, CA/Citrus College |
| 20 | Justin Johnson | G | 6-2 | 165 | Fr.-HS | El Segundo, CA/El Segundo HS |
| 21 | Patrick Sanders | F | 6-6 | 198 | Jr.-2V | Corona, CA/Orange HS |
| 22 | Chad DeCasas | F/G | 6-5 | 215 | Fr.-HS | Mission Viejo, CA/Capistrano Valley HS |
| 32 | Adam Templeton | F | 6-6 | 212 | So.-1V | Rapid City, SD/Rapid City Central HS |
| 33 | Darren Fells | F/C | 6-7 | 250 | Jr.-2V | Fullerton, CA/Fullerton HS |
| 40 | J.J. Cannizzaro | G | 6-3 | 190 | Jr.-JC | Millbrae, CA/Foothill College |
| 42 | Kevin Bland | F | 6-8 | 235 | Jr.-JC | Tracy, CA/San Joaquin Delta College |
| 45 | Wolfgang Gieler | C | 6-9 | 255 | Fr.-RS | Bonn, Germany/Peter-Joerres Gymnasium |

ANTEATERS BY CLASS

Seniors: 2
Juniors: 6
Sophomores: 2
Freshmen: 5

3 Yr Exp - 1
2 Yr Exp - 2
1 Yr Exp - 3
HS Exp - 4
JC Exp - 3
RS Exp - 1
Transfers - 1

UC IRVINE STAFF



Dr. Michael Drake

Chancellor



Bob Chichester

Director of Athletics



Paula Smith

Senior Woman Administrator



Bob Olson

Associate AD/
Athletic Comm.


UC IRVINE ANTEATERS

ANTEATER Players To Watch



Campbell is one of the top perimeter threats in the Big West ... connected on .445 from three-point land (61-137) last season, tied for third in the conference ... averaged 10.5 points, 4.2 rebounds and shot

.491 from the field ... consistent player scored in double-figures 18 times in 29 games ... hit four three-pointers six times last season ... scored career-high 22 points, including three from downtown, and added seven rebounds against Mississippi Valley State (Nov. 11) ... hit four threes on his way to 20 points against Drake (Feb. 18).



Fells improved greatly during last season, scoring 9.8 points and grabbing 7.1 rebounds, third in the Big West ... tied his career-high with 13 rebounds against Cal State Stanislaus (Nov. 29) and twice

against UC Davis (Jan. 4 and Feb. 23) ... also scored a personal-high 20 points against the Warriors ... shot .493 from the field but did not qualify for the league leaderboard ... hit his first career three-pointer against Wisconsin-Green Bay (Dec. 30) ... collected three double-doubles last season and had five games of double-digit rebounds.

CAREER STATS

| Season | GP-GS | FG% | FT% | PTS | PPG | REB | RPG |
|---------|-------|------|------|-----|------|-----|-----|
| 2003-04 | 22-0 | 26.9 | 87.5 | 43 | 2.0 | 23 | 1.0 |
| 2004-05 | 29-18 | 44.3 | 87.5 | 151 | 5.2 | 85 | 2.9 |
| 2005-06 | 29-28 | 49.1 | 72.0 | 305 | 10.5 | 122 | 4.2 |
| Career | 80-46 | 44.6 | 78.9 | 499 | 6.2 | 230 | 2.9 |

CAREER STATS

| Season | GP-GS | FG% | FT% | PTS | PPG | REB | RPG |
|---------|-------|------|------|-----|-----|-----|-----|
| 2004-05 | 29-16 | 49.6 | 68.3 | 171 | 5.9 | 143 | 4.9 |
| 2005-06 | 29-27 | 49.3 | 72.0 | 283 | 9.8 | 207 | 7.1 |
| Career | 58-43 | 49.4 | 70.6 | 454 | 7.8 | 350 | 6.0 |

2006-07 SCHEDULE

| Date | Day | Opponent | Time |
|--------|-----------|--------------------------------------|---------|
| 11/2 | Thr. | #ST. XAVIER | 7:35 pm |
| 11/10 | Fri. | +vs. South Alabama | 6:00 pm |
| 11/11 | Sat. | +vs. Winston-Salem State | 6:00 pm |
| 11/12 | Sun. | +at Fresno State | 5:00 pm |
| 11/14 | Tue. | SOUTH CAROLINA | 7:05 pm |
| 11/17 | Fri. | at Oregon | 8:05 pm |
| 11/21 | Tue. | at Nevada | 7:05 pm |
| 11/25 | Sat. | PEPPERDINE | 7:05 pm |
| 12/9 | Sat. | at Loyola Marymount | 7:00 pm |
| 12/12 | Tue. | at Drake | 5:05 pm |
| 12/16 | Sat. | SAM HOUSTON STATE | 7:05 pm |
| 12/20 | Wed. | at DePaul | 5:35 pm |
| 12/22 | Fri. | at Loyola-Chicago | 5:05 pm |
| 12/28 | Thr. | HARVARD | 7:35 pm |
| 12/30 | Sat. | at UC Davis | 7:05 pm |
| 1/4 | Thr. | *CAL POLY | 7:05 pm |
| 1/6 | Sat. | *UC SANTA BARBARA | 7:05 pm |
| 1/11 | Thr. | *at Cal State Northridge (KVMD) | 7:05 pm |
| 1/13 | Sat. | *at Pacific (CSTV) | 7:30 pm |
| 1/18 | Thr. | *UC RIVERSIDE | 7:05 pm |
| 1/20 | Sat. | *CAL STATE FULLERTON (FSN PT) | 7:05 pm |
| 1/25 | Thr. | *LONG BEACH STATE (KVMD) | 7:05 pm |
| 1/27 | Sat. | *at Cal State Fullerton | 6:05 pm |
| 2/1 | Thr. | *PACIFIC (KVMD) | 7:05 pm |
| 2/3 | Sat. | *CAL STATE NORTHRIDGE | 7:05 pm |
| 2/8 | Thr. | *at UC Santa Barbara | 7:05 pm |
| 2/10 | Sat. | *at Cal Poly | 4:05 pm |
| 2/14 | Wed. | *at UC Riverside | 7:05 pm |
| 2/17 | Sat. | at ESPN Bracket Busters | TBA |
| 2/22 | Thr. | UC DAVIS | 7:05 pm |
| 3/1 | Thr. | *at Long Beach State | 7:05 pm |
| 3/7-10 | Wed.-Sat. | Big West Tournament (Anaheim, CA) | TBA |

#Exhibition Home games in bold CAPS
 +Basketball Travelers Classic (Fresno, CA)
 *Big West game All Times are Pacific

2005-06 RESULTS (16-13, 10-4)

| Date | Opponent | Score | High Scorer(s) |
|-------|------------------------------------|-----------------|---|
| 11/10 | +vs. George Mason | L, 56-79 | Fitzgerald (11) |
| 11/11 | +vs. Mississippi Valley State | W, 94-40 | Campbell (22) |
| 11/19 | at No. 13 Stanford | W, 79-63 | Schraeder (19) |
| 11/22 | Santa Clara | W, 78-70 | Fitzgerald (25) |
| 11/26 | at Pepperdine (FSNW2) | L, 76-79 | Schraeder (29) |
| 11/29 | Cal State Stanislaus | L, 90-91 | Schraeder (21) |
| 12/3 | San Jose State | W, 68-58 | Fells (19) |
| 12/17 | at Colorado | L, 80-96 | Schraeder (26) |
| 12/22 | Loyola-Chicago | L, 72-74 | Fitzgerald (26) |
| 12/29 | =vs. Arkansas-Monticello | L, 64-81 | Schraeder (19) |
| 12/30 | =at Wisconsin-Green Bay | L, 65-77 | Sanders (12) |
| 1/4 | UC Davis | L, 63-66 | Metelski (17) |
| 1/7 | *at Cal Poly | W, 69-67 | Fells (14) |
| 1/9 | *at UC Santa Barbara | W, 70-66 | Fitzgerald (15) |
| 1/13 | *Cal State Northridge | W, 76-62 | Schraeder (17) |
| 1/15 | *Pacific | W, 70-61 | Fitzgerald (16) |
| 1/19 | *at UC Riverside (KVMD) | W, 71-61 | Templeton (18) |
| 1/21 | *at Cal State Fullerton | W, 67-59 | Fitzgerald (28) |
| 1/25 | *Cal State Fullerton (KVMD) | W, 83-68 | Sanders (18) |
| 1/28 | *at Long Beach State | W, 73-67 | Fells (19) |
| 2/2 | *at Pacific | L, 52-64 | Sanders (15) |
| 2/4 | *at Cal State Northridge | W, 74-57 | Armstrong (13) Schraeder (13) Fitzgerald (13) |
| 2/9 | *UC Santa Barbara (KVMD) | L, 59-60 | Fitzgerald (17) |
| 2/11 | *Cal Poly (FSNW2) | L, 58-61 | Armstrong (16) |
| 2/15 | *UC Riverside | W, 63-37 | Fells (11) |
| 2/18 | Drake | W, 70-67 | Campbell (20) |
| 2/23 | at UC Davis | W, 82-68 | Fells (17) |
| 3/4 | *Long Beach State (FSNW2) | L, 73-93 | Schraeder (25) |
| 3/10 | ^vs. Long Beach State (ESPNU) | L, 73-75 | Schraeder (17) |

*Big West game
 +2K Sports College Classic (Winston-Salem, NC)
 =Oneida Classic (Green Bay, WI)
 ^Big West Tournament (Anaheim, CA) Home games in bold

UC IRVINE ANTEATERS

2005-06 Statistics

| No. | Player | G-GS | Min - Avg | FG-FGA | Pct | 3P-3PA | Pct | FT-FTA | Pct | Off-Def | Tot- Avg | PF-FO | AT | TO | BS | ST | Pts - Avg |
|-----|-------------------|-------|-----------|----------|------|---------|------|---------|-------|---------|----------|-------|-----|-----|----|-----|-----------|
| 14 | Schraeder, Ross | 29-29 | 866-29.9 | 125-254 | .492 | 74-156 | .474 | 57-66 | .864 | 13-67 | 80-2.8 | 39-0 | 25 | 39 | 2 | 18 | 381-13.1 |
| 03 | Fitzgerald, Aaron | 29-28 | 890-30.7 | 104-228 | .456 | 34-86 | .395 | 96-125 | .768 | 14-71 | 85-2.9 | 63-1 | 190 | 103 | 5 | 38 | 338-11.7 |
| 11 | Campbell, Nic | 29-28 | 824-28.4 | 104-212 | .491 | 61-137 | .445 | 36-50 | .720 | 29-93 | 122-4.2 | 67-0 | 57 | 44 | 4 | 20 | 305-10.5 |
| 33 | Fells, Darren | 29-27 | 869-30.0 | 107-217 | .493 | 2-12 | .167 | 67-93 | .720 | 72-135 | 207-7.1 | 72-1 | 53 | 49 | 10 | 17 | 283-9.8 |
| 21 | Sanders, Patrick | 23-19 | 515-22.4 | 70-163 | .429 | 18-47 | .383 | 39-55 | .709 | 29-71 | 100-4.3 | 40-2 | 15 | 25 | 16 | 8 | 197-8.6 |
| 02 | Armstrong, Shamar | 29-11 | 552-19.0 | 61-142 | .430 | 32-84 | .381 | 19-23 | .826 | 18-48 | 66-2.3 | 56-1 | 45 | 38 | 2 | 17 | 173-6.0 |
| 32 | Templeton, Adam | 29-0 | 464-16.0 | 48-92 | .522 | 24-54 | .444 | 10-16 | .625 | 28-51 | 79-2.7 | 36-0 | 15 | 23 | 4 | 12 | 130-4.5 |
| 42 | Metelski, Adam | 27-1 | 291-10.8 | 49-93 | .527 | 0-0 | .000 | 20-38 | .526 | 38-34 | 72-2.7 | 38-0 | 3 | 20 | 18 | 3 | 118-4.4 |
| 15 | Kelley, Mark | 24-2 | 194-8.1 | 39-73 | .534 | 0-3 | .000 | 8-12 | .667 | 15-32 | 47-2.0 | 32-0 | 8 | 14 | 16 | 1 | 86-3.6 |
| 40 | McDaniel, Chad | 1-0 | 1-1.0 | 1-2 | .500 | 0-0 | .000 | 0-0 | .000 | 0-0 | 0-0.0 | 0-0 | 0 | 0 | 0 | 0 | 2-2.0 |
| 22 | Price, Dustin | 28-0 | 296-10.6 | 14-39 | .359 | 2-7 | .286 | 14-16 | .875 | 3-22 | 25-0.9 | 25-1 | 25 | 41 | 1 | 10 | 44-1.6 |
| 20 | Sievers, Brandon | 6-0 | 20-3.3 | 3-8 | .375 | 2-6 | .333 | 1-1 | 1.000 | 1-1 | 2-0.3 | 2-0 | 2 | 2 | 1 | 0 | 9-1.5 |
| 12 | Green, Mike | 5-0 | 18-3.6 | 1-6 | .167 | 0-1 | .000 | 0-0 | .000 | 1-2 | 3-0.6 | 0-0 | 2 | 0 | 0 | 2 | 2-0.4 |
| | Team | | | | | | | | | 28-55 | 83-2.9 | | | 2 | | | |
| | UC IRVINE | 29 | 5800 | 726-1529 | .475 | 249-593 | .420 | 367-495 | .741 | 289-682 | 971-33.5 | 470-6 | 440 | 400 | 79 | 146 | 2068-71.3 |
| | Opponents | 29 | 5800 | 717-1647 | .435 | 209-598 | .349 | 324-460 | .704 | 327-587 | 914-31.5 | 488- | 322 | 341 | 67 | 199 | 1967-67.8 |



HEAD COACH

Pacific (1972) • 10th season

Career Record: 514-238 (.684)

UCI Record: 138-120 (.535)

- Amassed career win No. 500 on Nov. 19, 2005 as the Anteaters defeated No. 13 Stanford 79-66.
- Ranks 13th among the winningest active Division I head coaches for victories with 514 career wins at the four-year collegiate level.
- Guided UC Irvine to a winning record in five of the last six seasons.
- Ranks 11th among all-time coaches in the Big West with his 138 victories at UCI.
- Coached the Anteaters to consecutive regular season Big West titles in 2001 and 2002.
- Earned Big West Coach of the Year and NABC District 15 Coach of the Year honors in 2001.
- Coached Cal State Bakersfield to NCAA Division II titles in 1993, 1994 and 1997.

Coaching Experience: Head Coach, Dixon High School, 1973-75...head coach, Manteca High School, 1975-79... head coach, Columbia Junior College, 1979-81...head coach, Eastern Montana, 1981-87...head coach, Cal State Bakersfield, 1987-97...head coach, UC Irvine, 1997-present.

Douglass' Coaching Record

| Year | School | W | L | Pct. |
|----------------------|-----------------------|------------|------------|-------------|
| 1981-82 | Eastern Montana | 19 | 10 | .655 |
| 1982-83 | Eastern Montana | 15 | 12 | .556 |
| 1983-84 | Eastern Montana | 16 | 14 | .533 |
| 1984-85 | Eastern Montana | 23 | 6 | .793 |
| 1985-86 | Eastern Montana | 22 | 8 | .733 |
| 1986-87 | Eastern Montana | 24 | 7 | .774 |
| 1987-88 | Cal State Bakersfield | 21 | 10 | .677 |
| 1988-89 | Cal State Bakersfield | 21 | 9 | .700 |
| 1989-90 | Cal State Bakersfield | 29 | 5 | .853 |
| 1990-91 | Cal State Bakersfield | 25 | 8 | .758 |
| 1991-92 | Cal State Bakersfield | 26 | 7 | .788 |
| 1992-93 | Cal State Bakersfield | 33 | 0 | 1.000 |
| 1993-94 | Cal State Bakersfield | 27 | 6 | .818 |
| 1994-95 | Cal State Bakersfield | 20 | 8 | .714 |
| 1995-96 | Cal State Bakersfield | 26 | 4 | .867 |
| 1996-97 | Cal State Bakersfield | 29 | 4 | .879 |
| 1997-98 | UC Irvine | 9 | 18 | .333 |
| 1998-99 | UC Irvine | 6 | 20 | .231 |
| 1999-00 | UC Irvine | 14 | 14 | .500 |
| 2000-01 | UC Irvine | 25 | 5 | .833 |
| 2001-02 | UC Irvine | 21 | 11 | .656 |
| 2002-03 | UC Irvine | 20 | 9 | .690 |
| 2003-04 | UC Irvine | 11 | 17 | .393 |
| 2004-05 | UC Irvine | 16 | 13 | .552 |
| 2005-06 | UC Irvine | 16 | 13 | .552 |
| Career Totals | | 514 | 238 | .684 |

UC Irvine's All-Time Coaches

| Years | Coach | Wins | Losses | Pct. |
|--------------|---------------|------|--------|------|
| 1965-67 | Danny Rogers | 30 | 22 | .577 |
| 1967-69 | Dick Davis | 39 | 17 | .696 |
| 1969-80 | Tim Tift | 145 | 148 | .495 |
| 1980-91 | Bill Mulligan | 163 | 156 | .511 |
| 1991-97 | Rod Baker | 52 | 116 | .310 |
| 1997-Present | Pat Douglass | 138 | 120 | .535 |

Returnee Career Stats (Two Year Experience Min.)

| Player | G-GS | Min - Avg | FG-FGA | Pct | 3P-3PA | Pct | FT-FTA | Pct | Off-Def | Tot- Avg | PF-FD | AT | TO | BS | ST | Pts - Avg |
|------------------|-------|-----------|---------|------|--------|------|---------|------|---------|----------|-------|-----|----|----|----|-----------|
| Fells, Darren | 58-43 | 1537-26.5 | 172-348 | .494 | 2-14 | .143 | 108-153 | .706 | 125-225 | 350-6.0 | 134-2 | 78 | 81 | 19 | 33 | 454-7.8 |
| Campbell, Nic | 80-46 | 1585-19.8 | 169-379 | .446 | 90-226 | .398 | 71-90 | .789 | 58-172 | 230-2.9 | 148-3 | 111 | 73 | 15 | 37 | 499-6.2 |
| Sanders, Patrick | 50-19 | 767-15.3 | 86-218 | .394 | 18-48 | .375 | 54-77 | .701 | 37-105 | 142-2.8 | 66-2 | 24 | 43 | 32 | 20 | 244-4.9 |

UC RIVERSIDE HIGHLANDERS

HIGHLANDER NOTEBOOK

• UC Riverside struggled in the first year of the David Spencer era, going 5-23 overall and recording the fewest wins in its five-year history as a Division I program. The Highlanders opened the season on a 10-game losing streak and lost 18 games by double-digit margins, the most of any Big West team.

• The Highlanders turned heads once conference play began with two wins in their first three games. UCR knocked off UC Santa Barbara 81-78 in its Big West opener, then pulled off a shocker when it upset eventual regular season and tournament champion Pacific, 83-71, on Jan. 7. After the 2-1 start, UCR proceeded to win just one of the remaining 11 league contests.

• The Highlanders brought in several new faces to jump start the program in 2006-07. Ten of the 18 players on the roster are in their first year with the program. A couple of immediate contributors among that group are 6-8 forwards **Severin Gates** and **Henrik Thomsen**.

• Junior **Larry Cunningham** brings an athleticism and explosiveness to the UCR lineup, but needs more consistency to develop into a leadership role. Cunningham can be downright brilliant, such as the time he scored 33 points on 12-of-21 shooting in an overtime win over UC Davis. He also can flat out disappear, proven by his three-point effort on 0-of-8 shooting in 29 minutes against UC Irvine. He is the top returning scorer at 10.8 points per game and ranked second on the team with 34 steals. However, he needs to improve upon his 33.6 percent (99-of-295) field goal shooting

• Senior **Dedrick Bates**, who entered the UCR program as a walk on, is perhaps its most valuable player. In the first 13 games of 2005-06, Bates averaged 6.5 points with just one double-figure scoring performance. Then he caught fire. Over the next seven contests, Bates scored in double digits six times and averaged 16.1 points. He had career-highs of 23 points and four steals in an overtime win over Cal State Fullerton on Feb. 4. But his season was cut short the following game versus Cal State Northridge when he suffered a season-ending knee injury. A 6-0 guard, Bates tied for the team lead with 5.1 rebounds per game. Despite the injury and missing the final eight games, Bates earned the honor as 2005-06 Big West Defensive Player of the Year.



QUICK FACTS

Location:..... Riverside, CA
 Enrollment: 17,000
 Founded: 1954
 Colors: Blue & Gold
 Nickname: Highlanders
 Arena (Capacity): Student Rec Center (3,168)

Chancellor: Dr. France A. Córdova
 Director of Athletics: Stan Morrison
 Senior Woman Administrator: TBA
 Men's Basketball SID: Ross French
 Phone: (951) 827-5438
 Fax: (951) 827-5889
 Email Address: ross.french@ucr.edu
 Website Address: www.athletics.ucr.edu

Head Coach: David Spencer
 Career Record: 5-23 (1 year)
 Record at UCR: 5-23 (1 year)
 Alma Mater: Delaware (1972)
 Associate Head Coach: Vonn Webb
 Assistant Coach: Mark Wade
 Assistant Coach: Clay McKnight

Letterwinners Returning/Lost: 7/8
 Starters Returning/Lost: 2/3
 Newcomers: 7
 2005-06 Record: 5-23
 2005-06 Big West Record: 3-11 (8th)

2006-07 ROSTER

| NO. | PLAYER | POS | HT | WT | YR-EXP | HOMETOWN/LAST SCHOOL |
|-----|--------------------|-----|------|-----|--------|--|
| 2 | Severin Gates | F | 6-8 | 212 | Jr.-JC | San Diego, CA/Odessa College |
| 4 | Justin Lott | G | 6-0 | 190 | Jr.-JC | Lemoore, CA/Treasure Valley CC |
| 10 | Justin Bell | G | 5-10 | 165 | Sr.-1V | Escondido, CA/Saddleback College |
| 12 | Aaron Scott | G | 6-4 | 195 | Jr.-JC | Oakland, CA/College of the Sequoias |
| 13 | Sean Cunningham | G | 6-3 | 190 | So.-1V | Los Angeles, CA/Daniel Murphy HS |
| 15 | Charles Jim-George | G | 6-4 | 195 | Fr.-HS | San Leandro, CA/San Leandro HS |
| 20 | Joey Palazzolo | F | 6-5 | 220 | Jr.-JC | Phoenix, AZ/Chandler-Gilbert CC |
| 21 | Dedrick Bates | G | 6-0 | 177 | Sr.-3V | Los Angeles, CA/Manual Arts HS |
| 22 | Benoit Bekono | F | 6-7 | 200 | So.-1V | Douala, Cameroon/Our Saviour New American School |
| 23 | B.J. Visman | F | 6-8 | 215 | Jr.-JC | Placerville, CA/Yuba College |
| 24 | Henrik Thomsen | G/F | 6-8 | 200 | Fr.-HS | Copenhagen, Denmark |
| 30 | Michael Creppy | G | 6-3 | 187 | So.-TR | Silver Spring, MD/Coppin State |
| 31 | Korri Ennis | G | 6-0 | 175 | Fr.-HS | Brandon, FL/Brandon HS |
| 32 | Larry Cunningham | G | 6-2 | 190 | Jr.-2V | Downey, CA/Downey HS |
| 33 | Christian Soto | F | 6-8 | 220 | So.-1V | Miami, FL/Miami Christian School |
| 42 | Sean Anderson | C | 6-10 | 230 | Fr.-HS | Burbank, CA/Burroughs HS |
| 52 | Marcel Montalvan | F | 6-6 | 200 | Jr.-1V | Hawthorne, CA/El Camino College |

HIGHLANDERS BY CLASS

Seniors: 2
 Juniors: 7
 Sophomores: 4
 Freshmen: 4

3 Yr Exp - 1
 2 Yr Exp - 1
 1 Yr Exp - 5
 HS Exp - 4
 JC Exp - 5
 Transfers - 1

UC RIVERSIDE STAFF



Dr. France A. Córdova
 Chancellor




Stan Morrison
 Director of Athletics



Ross French
 Assistant AD/
 Media Relations

UC RIVERSIDE HIGHLANDERS

HIGHLANDER Players To Watch



Bates averaged career-bests in points (9.9) and rebounds (5.1) before missing the final eight games due to a knee injury ... named Big West Defensive Player of the Year despite the injury ... had his first career double-double

against Puget Sound (12/21) with 18 points and a career-high 11 rebounds ... picked up personal-bests with 23 points, four steals and 42 minutes against Cal State Fullerton (2/4) ... averaged 18.0 points, 6.8 boards and 1.8 steals in his last four games before his season-ending injury ... must improve three-point percentage, has hit just .258 (15-58) of his attempts.



Bell returns to the lineup after missing all of last season due to injury ... in 2004-05, appeared in 27 games off the bench, averaging 3.1 points and 2.6 steals ... looks to improved shooting stroke after hitting just

.276 from the field, .170 from three-point land and .618 from the charity stripe ... despite not starting a game, was second on the team in assists (70) and sported a 2-to-1 assist-to-turnover ratio ... scored a career-high 10 points against Pacific (12/28/04), his only double-digit scoring game at the Division I level ... picked up a career-best nine assists with only one turnover against Cascade College (12/4/04).

CAREER STATS

| Season | GP-GS | FG% | FT% | PTS | PPG | REB | RPG |
|---------|-------|------|------|-----|-----|-----|-----|
| 2003-04 | 2-0 | 33.3 | 0.0 | 3 | 1.5 | 1 | 0.5 |
| 2004-05 | 23-1 | 26.6 | 76.7 | 63 | 2.7 | 35 | 1.5 |
| 2005-06 | 20-14 | 42.0 | 68.9 | 198 | 9.9 | 101 | 5.1 |
| Career | 45-15 | 37.9 | 71.4 | 264 | 5.9 | 137 | 3.0 |

CAREER STATS

| Season | GP-GS | FG% | FT% | PTS | PPG | REB | RPG |
|---------|-------|------|------|-----|-----|-----|-----|
| 2004-05 | 27-0 | 27.6 | 61.8 | 83 | 3.1 | 44 | 1.6 |
| Career | 27-0 | 27.6 | 61.8 | 83 | 3.1 | 44 | 1.6 |

2006-07 SCHEDULE

| Date | Day | Opponent | Time |
|--------|-----------|-----------------------------------|----------------|
| 11/10 | Fri. | +at Iowa State | 6:00 pm |
| 11/11 | Sat. | +vs. Eastern Illinois | 3:30 pm |
| 11/12 | Sun. | +vs. Louisiana-Monroe | 10:00 am |
| 11/15 | Wed. | VANGUARD UNIVERSITY | 7:00 pm |
| 11/18 | Sat. | HOPE INTERNATIONAL | 4:00 pm |
| 11/21 | Tue. | at San Diego State | 7:00 pm |
| 11/24 | Fri. | at Southeast Missouri State | 5:30 pm |
| 12/3 | Sun. | at UCLA (FSN PT) | 2:30 pm |
| 12/9 | Sat. | at Montana | 6:00 pm |
| 12/18 | Mon. | TEXAS-ARLINGTON | 7:00 pm |
| 12/21 | Thr. | COLGATE | 7:00 pm |
| 12/28 | Thr. | *at UC Santa Barbara | 7:00 pm |
| 12/30 | Sat. | *at Cal Poly | 4:00 pm |
| 1/2 | Tue. | at UTEP | 5:00 pm |
| 1/4 | Thr. | *PACIFIC | 7:00 pm |
| 1/6 | Sat. | *CAL STATE NORTHRIDGE | 5:00 pm |
| 1/10 | Wed. | at San Diego | 7:00 pm |
| 1/13 | Sat. | *at Cal State Fullerton | 6:00 pm |
| 1/18 | Thr. | *at UC Irvine | 7:00 pm |
| 1/20 | Sat. | *at Long Beach State | 7:00 pm |
| 1/27 | Sat. | UC DAVIS | 5:00 pm |
| 2/3 | Sat. | *CAL STATE FULLERTON | 5:00 pm |
| 2/8 | Thr. | *at Cal State Northridge (KVMD) | 7:00 pm |
| 2/10 | Sat. | *at Pacific | 7:00 pm |
| 2/14 | Wed. | *UC IRVINE | 7:00 pm |
| 2/17 | Sat. | at ESPN Bracket Busters | TBA |
| 2/22 | Thr. | *CAL POLY | 7:00 pm |
| 2/24 | Sat. | *UC SANTA BARBARA | 5:00 pm |
| 3/1 | Thr. | at UC Davis | 7:00 pm |
| 3/3 | Sat. | *LONG BEACH STATE | 5:00 pm |
| 3/7-10 | Wed.-Sat. | Big West Tournament (Anaheim, CA) | TBA |

+American Family Insurance BTI Cyclone Challenge (Ames, IA)
Home games in bold CAPS
*Big West game
All Times are Pacific

2005-06 RESULTS (5-23, 3-11)

| Date | Opponent | Score | High Scorer(s) |
|-------|----------------------------------|-------------------|---|
| 11/19 | at Washington State | L, 55-86 | Power (11) |
| 11/20 | at Portland | L, 74-92 | Porter (21) |
| 11/26 | San Diego | L, 65-82 | Cunningham (18) |
| 11/30 | at USC | L, 48-81 | Misko (9) |
| 12/6 | at San Diego | L, 67-94 | Power (13) |
| 12/10 | Eastern Washington | L, 70-85 | Porter (24) |
| 12/19 | Montana | L, 67-77 | Porter (16) |
| 12/21 | Puget Sound | L, 111-115 | Porter (34) |
| 12/28 | +at Santa Clara | L, 61-63 | Porter (22) |
| 12/29 | +vs. Boston University | L, 69-80 | Porter (14) |
| 1/2 | *UC Santa Barbara | W, 81-78 | Cunningham (18) |
| 1/4 | *Cal Poly | L, 55-66 | Power (9) Bates (9) |
| 1/7 | *at Pacific | W, 83-71 | Porter (40) |
| 1/9 | *at Cal State Northridge | L, 62-76 | Bates (12) |
| 1/14 | *Cal State Fullerton | L, 79-90 | Porter (21) |
| 1/19 | *UC Irvine (KVMD) | L, 61-71 | Williams (23) |
| 1/21 | *Long Beach State (FSNW2) | L, 70-82 | Porter (22) |
| 1/26 | at UC Davis | L, 69-75 | Bates (18) |
| 2/4 | *at Cal State Fullerton | •W, 78-73 | Bates (23) Schille (23) |
| 2/9 | *Cal State Northridge | L, 56-74 | Williams (10) Cunningham (10) Bates (10) |
| 2/11 | *Pacific | L, 58-95 | Porter (13) |
| 2/15 | *at UC Irvine | L, 37-63 | Williams (10) |
| 2/18 | Southeast Missouri State | W, 69-61 | Misko (22) |
| 2/23 | *at Cal Poly | •L, 55-59 | Williams (16) |
| 2/25 | *at UC Santa Barbara | L, 71-81 | Porter (24) |
| 3/2 | *at Long Beach State (KVMD) | •L, 76-82 | Porter (21) |
| 3/4 | UC Davis | •W, 94-87 | Cunningham (33) |
| 3/8 | ^vs. UC Santa Barbara | L, 44-76 | Porter (13) |

*Big West game
+Cable Car Classic (Santa Clara, CA)
^Big West Tournament (Anaheim, CA)
Home games in bold

• Overtime

UC RIVERSIDE HIGHLANDERS

2005-06 Statistics

| No. | Player | G-GS | Min - Avg | FG-FGA | Pct | 3P-3PA | Pct | FT-FTA | Pct | Off-Def | Tot- Avg | PF-FO | AT | TO | BS | ST | Pts - Avg |
|-----------|--------------------------|--------------|-----------------|-----------------|-------------|----------------|--------------|----------------|-------------|----------------|------------------|---------------|------------|------------|-----------|------------|------------------|
| 20 | Porter, Rickey | 28-25 | 955-34.1 | 138-347 | .398 | 67-183 | .366 | 54-72 | .750 | 14-72 | 86-3.1 | 46-0 | 92 | 88 | 3 | 37 | 397-14.2 |
| 32 | Cunningham, Larry | 28-23 | 742-26.5 | 99-295 | .336 | 27-105 | .257 | 76-96 | .792 | 22-87 | 109-3.9 | 70-2 | 41 | 91 | 8 | 34 | 301-10.8 |
| 21 | Bates, Dedrick | 20-14 | 437-21.9 | 74-176 | .420 | 8-33 | .242 | 42-61 | .689 | 41-60 | 101-5.1 | 42-0 | 28 | 31 | 0 | 15 | 198-9.9 |
| 24 | Williams, Steve | 27-18 | 737-27.3 | 99-251 | .394 | 13-50 | .260 | 39-55 | .709 | 50-87 | 137-5.1 | 86-4 | 58 | 63 | 7 | 27 | 250-9.3 |
| 31 | Power, Houston | 16-4 | 274-17.1 | 39-95 | .411 | 24-64 | .375 | 12-14 | .857 | 7-21 | 28-1.8 | 27-0 | 17 | 23 | 0 | 8 | 114-7.1 |
| 12 | Schille, Klaus | 24-6 | 449-18.7 | 58-113 | .513 | 1-3 | .333 | 41-59 | .695 | 34-66 | 100-4.2 | 67-4 | 17 | 39 | 9 | 6 | 158-6.6 |
| 30 | Misko, David | 28-25 | 525-18.8 | 60-131 | .458 | 1-1 | 1.000 | 23-37 | .622 | 43-61 | 104-3.7 | 64-1 | 13 | 33 | 23 | 11 | 144-5.1 |
| 22 | Bekono, Benoit | 12-9 | 282-23.5 | 23-45 | .511 | 1-1 | 1.000 | 12-16 | .750 | 25-34 | 59-4.9 | 30-2 | 3 | 17 | 13 | 15 | 59-4.9 |
| 13 | Cunningham, Sean | 24-2 | 336-14.0 | 28-91 | .308 | 11-45 | .244 | 14-19 | .737 | 15-24 | 39-1.6 | 37-2 | 18 | 35 | 4 | 18 | 81-3.4 |
| 33 | Soto, Christian | 27-10 | 448-16.6 | 26-61 | .426 | 8-12 | .667 | 14-30 | .467 | 31-43 | 74-2.7 | 42-1 | 16 | 24 | 11 | 13 | 74-2.7 |
| 42 | Cobbs, Richard | 28-1 | 310-11.1 | 24-60 | .400 | 0-3 | .000 | 12-30 | .400 | 20-49 | 69-2.5 | 49-1 | 7 | 26 | 2 | 15 | 60-2.1 |
| 23 | Knox, Joey | 21-2 | 157-7.5 | 12-36 | .333 | 2-8 | .250 | 12-20 | .600 | 4-9 | 13-0.6 | 13-0 | 9 | 21 | 0 | 5 | 38-1.8 |
| 01 | Johnson, Chris | 6-1 | 30-5.0 | 4-17 | .235 | 0-11 | .000 | 1-2 | .500 | 0-1 | 1-0.2 | 2-0 | 0 | 2 | 0 | 0 | 9-1.5 |
| 44 | Montalvan, Marcel | 3-0 | 12-4.0 | 1-5 | .200 | 0-0 | .000 | 0-0 | .000 | 6-1 | 7-2.3 | 1-0 | 1 | 2 | 0 | 0 | 2-0.7 |
| 52 | Yeung, Christian | 2-0 | 6-3.0 | 0-2 | .000 | 0-1 | .000 | 0-0 | .000 | 1-0 | 1-0.5 | 1-0 | 0 | 0 | 0 | 0 | 0-0.0 |
| | Team | | | | | | | | | | 61-36 | 97-3.5 | | 4 | | | |
| | UC RIVERSIDE | 28 | 5700 | 685-1725 | .397 | 163-520 | .313 | 352-511 | .689 | 374-651 | 1025-36.6 | 577-17 | 320 | 499 | 80 | 204 | 1885-67.3 |
| | Opponents | 28 | 5700 | 796-1676 | .475 | 148-463 | .320 | 475-662 | .718 | 335-756 | 1091-39.0 | 491-9 | 474 | 448 | 127 | 244 | 2215-79.1 |



HEAD COACH

Spencer's Coaching Record

| Year | School | W | L | Pct. |
|----------------------|--------------|----------|-----------|-------------|
| 2005-06 | UC Riverside | 5 | 23 | .179 |
| Career Totals | | 5 | 23 | .179 |

Delaware (1972) • 2nd season

Career Record: 5-23 (.179)

UCR Record: 5-23 (.179)

- Posted a 5-23 record in his first season as the Highlander head coach.
- Was named fifth head men's basketball coach at UC Riverside on March 21, 2005.
- Served as UCR's academic coordinator from July of 2001 until his hiring as head coach.
- Helped teams from USC and Long Beach State reach the NCAA Tournament during his tenure as an assistant coach.
- Known as an outstanding recruiter during his assistant coach tenures at USC, Long Beach State, Hawai'i and Nevada.

Coaching Experience: Graduate assistant coach, Colorado State, 1974-75...assistant varsity coach, Pacific, 1975-77...assistant coach, Loyola Marymount, 1977-79...associate head coach, USC, 1979-86...assistant coach, Hawai'i, 1987-89...assistant coach, Long Beach State, 1992-94...assistant coach, Nevada, 1997-99...head coach, UC Riverside, 2005-present.

UC Riverside's All-Time Coaches

| Years | Coach | Wins | Losses | Pct. |
|--------------|--------------------|------|--------|------|
| 1954-66 | Franklin Lindeburg | 89 | 151 | .269 |
| 1966-69 | Dwain Lewis | 47 | 30 | .610 |
| 1969-79 | Freddie Goss | 163 | 110 | .597 |
| 1979-05 | John Masi | 462 | 269 | .632 |
| 2005-present | David Spencer | 5 | 23 | .179 |

Returnee Career Stats (Two Year Experience Min.)

| Player | G-GS | Min - Avg | FG-FGA | Pct | 3P-3PA | Pct | FT-FTA | Pct | Off-Def | Tot- Avg | PF-FD | AT | TO | BS | ST | Pts - Avg |
|-------------------|-------|-----------|---------|------|--------|------|---------|------|---------|----------|-------|----|-----|----|----|-----------|
| Cunningham, Larry | 56-26 | 1338-23.9 | 197-557 | .354 | 75-233 | .322 | 119-160 | .744 | 52-146 | 198-3.5 | 130-2 | 71 | 151 | 17 | 46 | 588-10.5 |
| Bates, Dedrick | 45-15 | 652-14.5 | 92-243 | .379 | 15-58 | .259 | 65-91 | .714 | 52-85 | 137-3.0 | 65-0 | 47 | 47 | 0 | 25 | 264-5.9 |

UC SANTA BARBARA GAUCHOS

GAUCHO NOTEBOOK

- Entering his ninth season at UC Santa Barbara, **Bob Williams** possesses a record of 122-111. His teams have won 15 or more games five times during his tenure.
- UC Santa Barbara finished 15-14 in 2005-06 to complete the program's fourth winning season in the last five years. The Gauchos won eight of their last 11 games to close out the season on a strong note.
- Defense remained a staple of UCSB's success. The Gauchos went 8-2 when holding opponents to under 60 points. The 66.0 points per game they yielded was the highest average by a UCSB team since the 2000-01 season. However, for the fifth year in a row, the Gauchos ranked second in the conference in scoring defense.
- The Gauchos were seventh in the conference in offense with 66.6 points per game last season. They were 0-8 in games where they scored 60 points or less.
- The Gauchos received a dose of good news when guard **Cecil Brown**, listed as a senior during the 2005-06 season, was granted a sixth year of eligibility by the NCAA in May. Brown missed two full seasons as a result of injuries, sitting out the 2001-02 season with a back injury and missing the 2004-05 campaign with knee and ankle ailments. The 6-4 guard ranked ninth in the Big West last season with 13.1 points per game and seventh in free throw percentage (.785). The All-Big West Second Team selection needs just 256 points to reach the 1,000-point career mark.
- In addition to Brown, UCSB returns another second team all-conference player in junior **Chris Devine**. The 6-7 forward, who did not play a game in his first two years with the program, averaged 12.2 points and 5.9 rebounds while starting all 29 games. He ranked 14th in the league in scoring and seventh in rebounding. Devine also led the Big West in field goal percentage, shooting 55.3 percent (135-of-244).
- Junior **Alex Harris** started 17 games in 2005-06. The 6-6 guard was third on the team with 8.3 points per game, but almost had as many turnovers (56) as assists (59). He made 28 three-pointers for the third-highest total on the team.



QUICK FACTS

Location:..... Santa Barbara, CA
 Enrollment: 20,847
 Founded: 1944
 Colors: Blue & Gold
 Nickname: Gauchos
 Arena (Capacity): The Thunderdome (6,000)

Chancellor: Dr. Henry Yang
 Director of Athletics: Dr. Gary Cunningham
 Senior Woman Administrator: Diane O'Brien
 Men's Basketball SID: Bill Mahoney
 Phone: (805) 893-3428
 Fax: (805) 893-4537
 Email Address: bill.mahoney@athletics.ucsb.edu
 Website Address: www.ucsbgauchos.com

Head Coach: Bob Williams
 Career Record: 311-211 (18 years)
 Record at UCSB: 122-111 (8 years)
 Alma Mater: San Jose State (1976)
 Assistant Coach: David Campbell
 Assistant Coach: Mark Amaral
 Assistant Coach: Matt Stock

Letterwinners Returning/Lost: 5/8
 Starters Returning/Lost: 3/2
 Newcomers: 8
 2005-06 Record: 15-14
 2005-06 Big West Record: 6-8 (5th)

2006-07 ROSTER

| NO. | PLAYER | POS | HT | WT | YR-EXP | HOMETOWN/LAST SCHOOL |
|-----|-------------------------|-----|-----|-----|--------|--|
| 3 | James Powell | G | 6-2 | 185 | Fr.-RS | Glendora, CA/Glendora HS |
| 10 | Chris Devine | F | 6-8 | 230 | Jr.-1V | Eagle River, AK/Chugiak HS |
| 11 | Justin Joyner | G | 6-0 | 177 | Fr.-HS | Antioch, CA/De La Salle HS |
| 12 | Alex Harris | G | 6-6 | 185 | Jr.-2V | Alameda, CA/Notre Dame St. Joseph's HS |
| 14 | Ivan Elliott | F | 6-8 | 210 | Jr.-JC | San Francisco, CA/West Valley College |
| 15 | Sam Phippen | F | 6-9 | 193 | Fr.-HS | Durango, CO/Durango HS |
| 21 | Cecil Brown | G | 6-4 | 185 | Sr.-3V | Canoga Park, CA/Canoga Park HS |
| 23 | Emmanuel Bidias a Moute | F | 6-8 | 245 | Fr.-HS | Yaounde, Cameroon/Montverde Academy (FL) |
| 30 | Beau Gibb | F | 6-8 | 205 | So.-TR | Oxford, MS/Robert Morris |
| 33 | David Massey | F | 7-3 | 250 | Fr.-RS | Hemet, CA/Hemet HS |
| 34 | Trevor Bing | G | 6-2 | 190 | Jr.-JC | Largo, FL/Cape Fear Community College |
| 41 | Tom Garlepp | F | 6-8 | 215 | So.-1V | Perth, Australia/Australian Institute of Sport |
| 44 | Glenn Turner | F | 6-9 | 220 | Sr.-3V | San Jose, CA/Overfelt HS |

GAUCHOS BY CLASS

Seniors: 2
 Juniors: 4
 Sophomores: 2
 Freshmen: 5

3 Yr Exp - 1
 2 Yr Exp - 1
 1 Yr Exp - 2
 HS Exp - 3
 JC Exp - 2
 RS Exp - 2
 Transfers - 1

UC SANTA BARBARA STAFF



Dr. Henry Yang
 Chancellor



Dr. Gary Cunningham
 Director of Athletics



Diane O'Brien
 Senior Woman Administrator



Bill Mahoney
 Assistant AD/
 Media Relations

UC SANTA BARBARA GAUCHOS

GAUCHO Players To Watch



Brown bounced back in a big way last season after missing 2004-05 with knee and ankle injuries ... led the Gauchos in scoring at 13.1 points in 28 games, 27 of them starts ... shot .785 from the free-throw line, seventh in

the Big West ... showed no ill effects from the injuries as he led the team in minutes per game (30.4) ... poured in a career-best 28 points on 11-of-17 shooting against Pepperdine (Dec. 7) ... shot an impressive 12-for-12 from the charity stripe against San Jose State (Feb. 18) on his way to 22 points ... just 256 points shy of 1,000 for his career.



Devine returns to the fold after a break-out 2005-06 campaign ... All-Big West Second Team and recipient of the Big West Hustle Award ... averaged 12.2 points and 5.9 boards in 29.4 minutes per outing ... missed two years due

to injuries, but tallied 17 points, seven rebounds and six assists in his first collegiate game against San Francisco (Nov. 18) ... set career-bests with 25 points and 14 rebounds against Cal State Northridge (Mar. 4) ... led Big West in field goal shooting with .556 mark and was eighth in free throw shooting with a .777 clip ... led team in double-doubles (4) and was the only player to start all 29 games.

CAREER STATS

| Season | GP-GS | FG% | FT% | PTS | PPG | REB | RPG |
|---------|--------------|------|------|-----|------|-----|-----|
| 2002-03 | 32-3 | 39.3 | 68.9 | 167 | 5.2 | 62 | 1.9 |
| 2003-04 | 27-11 | 41.0 | 66.1 | 209 | 7.7 | 48 | 1.8 |
| 2004-05 | Did not play | | | | | | |
| 2005-06 | 28-27 | 42.0 | 78.5 | 368 | 13.1 | 104 | 3.7 |
| Career | 87-41 | 41.1 | 72.1 | 744 | 8.6 | 214 | 2.5 |

CAREER STATS

| Season | GP-GS | FG% | FT% | PTS | PPG | REB | RPG |
|---------|-------|------|------|-----|------|-----|-----|
| 2005-06 | 29-29 | 55.6 | 77.7 | 355 | 12.2 | 171 | 5.9 |
| Career | 29-29 | 55.6 | 77.7 | 355 | 12.2 | 171 | 5.9 |

2006-07 SCHEDULE

| Date | Day | Opponent | Time |
|--------|-----------|-----------------------------------|---------|
| 11/1 | Wed. | #UC SAN DIEGO | 7:00 pm |
| 11/6 | Mon. | #WESTMONT | 7:00 pm |
| 11/10 | Fri. | SAN JOSE STATE | 7:00 pm |
| 11/13 | Mon. | at Montana State | 6:00 pm |
| 11/17 | Fri. | at UNLV | 7:30 pm |
| 11/21 | Tue. | at Pepperdine | 7:00 pm |
| 11/25 | Sat. | SAN DIEGO STATE | 7:00 pm |
| 11/29 | Wed. | LOYOLA MARYMOUNT | 7:00 pm |
| 12/2 | Sat. | at Portland | 7:00 pm |
| 12/6 | Wed. | FRESNO STATE | 7:00 pm |
| 12/17 | Sun. | at San Francisco | 2:00 pm |
| 12/19 | Tue. | VANGUARD UNIVERSITY | 7:00 pm |
| 12/22 | Fri. | at San Diego | 7:00 pm |
| 12/28 | Thr. | *UC RIVERSIDE | 7:00 pm |
| 12/30 | Sat. | *CAL STATE FULLERTON | 7:00 pm |
| 1/4 | Thr. | *at Long Beach State | 7:05 pm |
| 1/6 | Sat. | *at UC Irvine | 7:00 pm |
| 1/13 | Sat. | UC DAVIS | 7:00 pm |
| 1/20 | Sat. | *CAL POLY | 7:00 pm |
| 1/25 | Thr. | *at Cal State Northridge | 7:00 pm |
| 1/27 | Sat. | *at Pacific | 7:00 pm |
| 2/1 | Thr. | at UC Davis | 7:00 pm |
| 2/8 | Thr. | *UC IRVINE | 7:00 pm |
| 2/10 | Sat. | *LONG BEACH STATE (FSN PT) | 7:00 pm |
| 2/14 | Wed. | *at Cal Poly | 7:00 pm |
| 2/17 | Sat. | ESPN BRACKET BUSTERS | TBA |
| 2/22 | Thr. | *at Cal State Fullerton | 7:00 pm |
| 2/24 | Sat. | *at UC Riverside | 5:00 pm |
| 3/1 | Thr. | *PACIFIC | 7:00 pm |
| 3/3 | Sat. | *CAL STATE NORTHRIDGE | 7:00 pm |
| 3/7-10 | Wed.-Sat. | Big West Tournament (Anaheim, CA) | TBA |

#Exhibition
*Big West game

Home games in bold CAPS
All Times are Pacific

2005-06 RESULTS (15-14, 6-8)

| Date | Opponent | Score | High Scorer(s) |
|-------|--------------------------------|-----------|---------------------------------------|
| 11/18 | San Francisco | W, 82-59 | Devine (17) |
| 11/21 | San Diego | W, 67-65 | See (17) Brown (14) Harris (14) |
| 11/25 | at North Carolina (FSN South) | L, 66-83 | Harris (13) |
| 11/28 | at Arizona State (FSN Arizona) | L, 57-73 | Brown (14) |
| 12/3 | at Loyola Marymount | L, 60-77 | Harris (15) |
| 12/7 | Pepperdine | W, 65-56 | Brown (28) |
| 12/17 | at San Diego State | L, 54-66 | Brown (12) |
| 12/20 | Sonoma State | W, 67-66 | Goettsche (21) |
| 12/23 | at Fresno State | L, 76-79 | See (14) Brown (14) |
| 12/28 | Portland | W, 76-53 | Devine (19) |
| 1/2 | *at UC Riverside | L, 78-81 | Devine (21) |
| 1/4 | *at Cal State Fullerton | L, 59-73 | Devine (19) |
| 1/7 | *Long Beach State | W, 77-74 | Devine (20) |
| 1/9 | *UC Irvine | L, 66-70 | Brown (15) |
| 1/15 | at UC Davis | W, 64-50 | See (12) |
| 1/21 | *at Cal Poly | L, 62-74 | Brown (15) |
| 1/26 | *Cal State Northridge | L, 46-59 | Devine (10) Brown (10) |
| 1/28 | *Pacific (FSNW2) | L, 53-65 | Brown (17) |
| 2/2 | UC Davis | W, 73-54 | Harris (15) |
| 2/9 | *at UC Irvine (KVMD) | W, 60-59 | Devine (18) |
| 2/11 | *at Long Beach State | W, 81-78 | Brown (23) |
| 2/15 | *Cal Poly | W, 64-37 | Brown (14) |
| 2/18 | at San Jose State | W, 76-72 | Brown (22) |
| 2/23 | *Cal State Fullerton (KVMD) | L, 76-80 | Devine (21) |
| 2/25 | *UC Riverside | W, 81-71 | Brown (19) |
| 3/2 | *at Pacific | L, 36-64 | Davis (8) Goettsche (8) |
| 3/4 | *at Cal State Northridge | •W, 82-76 | Devine (25) |
| 3/8 | ^vs. UC Riverside | W, 76-44 | Brown (12) |
| 3/9 | ^vs. Cal Poly (KVMD) | L, 50-57 | Goettsche (15) |

*Big West game
^Big West Tournament (Anaheim, CA)
Home games in bold
• Overtime

UC SANTA BARBARA GAUCHOS

2005-06 Statistics

| No. | Player | G-GS | Min - Avg | FG-FGA | Pct | 3P-3PA | Pct | FT-FTA | Pct | Off-Def | Tot- Avg | PF-FO | AT | TO | BS | ST | Pts - Avg | | | |
|------------------|--------------------|-------|-----------|----------|------|---------|------|---------|------|---------|----------|--------|--------|-----|----|-----|-----------|--|--|---|
| 01 | Brown, Cecil | 28-27 | 850-30.4 | 132-314 | .420 | 42-125 | .336 | 62-79 | .785 | 25-79 | 104-3.7 | 43-0 | 63 | 55 | 3 | 21 | 368-13.1 | | | |
| 10 | Devine, Chris | 29-29 | 853-29.4 | 135-244 | .553 | 5-16 | .313 | 80-103 | .777 | 68-103 | 171-5.9 | 85-5 | 38 | 62 | 6 | 31 | 355-12.2 | | | |
| 12 | Harris, Alex | 29-17 | 752-25.9 | 71-190 | .374 | 28-89 | .315 | 72-97 | .742 | 26-75 | 101-3.5 | 54-0 | 59 | 56 | 0 | 19 | 242-8.3 | | | |
| 11 | See, Joe | 29-21 | 784-27.0 | 79-176 | .449 | 44-105 | .419 | 37-44 | .841 | 7-57 | 64-2.2 | 46-0 | 67 | 54 | 3 | 24 | 239-8.2 | | | |
| 20 | Goettsche, Cameron | 29-21 | 643-22.2 | 92-173 | .532 | 0-2 | .000 | 50-83 | .602 | 38-88 | 126-4.3 | 64-3 | 21 | 41 | 34 | 17 | 234-8.1 | | | |
| 44 | Turner, Glenn | 23-8 | 398-17.3 | 42-74 | .568 | 0-0 | .000 | 24-35 | .686 | 44-84 | 128-5.6 | 47-2 | 7 | 19 | 32 | 2 | 108-4.7 | | | |
| 23 | Chambers, Michael | 22-9 | 279-12.7 | 34-91 | .374 | 17-50 | .340 | 17-21 | .810 | 9-15 | 24-1.1 | 19-0 | 11 | 16 | 0 | 4 | 102-4.6 | | | |
| 02 | Davis, Josh | 26-12 | 578-22.2 | 37-129 | .287 | 9-33 | .273 | 25-47 | .532 | 26-51 | 77-3.0 | 48-0 | 55 | 33 | 3 | 27 | 108-4.2 | | | |
| 04 | Rasp, Derek | 14-1 | 126-9.0 | 14-32 | .438 | 10-26 | .385 | 3-6 | .500 | 0-9 | 9-0.6 | 9-0 | 8 | 9 | 0 | 3 | 41-2.9 | | | |
| 41 | Garlepp, Tom | 26-0 | 241-9.3 | 17-41 | .415 | 7-26 | .269 | 18-22 | .818 | 12-42 | 54-2.1 | 31-0 | 10 | 16 | 7 | 6 | 59-2.3 | | | |
| 03 | Hurdle, Lance | 22-0 | 162-7.4 | 9-35 | .257 | 4-9 | .444 | 15-23 | .652 | 4-16 | 20-0.9 | 25-0 | 20 | 13 | 0 | 19 | 37-1.7 | | | |
| 42 | Moore, Chris | 13-0 | 87-6.7 | 8-23 | .348 | 0-0 | .000 | 4-11 | .364 | 7-5 | 12-0.9 | 15-0 | 0 | 3 | 1 | 2 | 20-1.5 | | | |
| 32 | Ajufo, Chidi | 14-0 | 72-5.1 | 8-14 | .571 | 0-0 | .000 | 1-5 | .200 | 6-8 | 14-1.0 | 19-0 | 0 | 7 | 4 | 1 | 17-1.2 | | | |
| Team | | | | | | | | | | | | 30-32 | 62-2.2 | | | | | | | 4 |
| UC SANTA BARBARA | | 29 | 5825 | 678-1536 | .441 | 166-481 | .345 | 408-576 | .708 | 302-664 | 966-33.3 | 505-10 | 359 | 388 | 93 | 176 | 1930-66.6 | | | |
| Opponents | | 29 | 5825 | 673-1587 | .424 | 194-544 | .357 | 375-535 | .701 | 335-644 | 979-33.8 | 503- | 355 | 393 | 75 | 176 | 1915-66.0 | | | |



HEAD COACH

San Jose State (1976) • 9th season

Career Record: 311-211 (.596)

UCSB Record: 122-111 (.524)

- Surpassed the 300-win mark for his career on Dec. 20, 2005 when the Gauchos defeated Sonoma State 67-66.
- Is tied for fourth all-time at UCSB with 122 wins.
- Guided UCSB to a .500 or better season in six of his eight years at the helm.
- Led the Gauchos to three straight winning seasons (2001-04), the program's first such accomplishment in nearly 15 years.
- Was named the 1998-99 and 2002-03 Big West Coach of the Year.
- Led UC Davis to the Division II National Championship in 1998.
- Selected NCAA Division II Coach of the Year in 1998.

Coaching Experience: Assistant Coach, San Lorenzo Valley High School, 1975-76...head coach, Santa Cruz High School, 1976-78...assistant coach, Cabrillo College, 1978-79...head coach, Lincoln High School, 1979-80...head coach, Cabrillo College, 1980-83...head coach, Menlo College, 1983-88...assistant coach, Pepperdine, 1988-90...head coach, UC Davis, 1990-98...head coach, UC Santa Barbara, 1998-present.

Williams' Coaching Record

| Year | School | W | L | Pct. |
|----------------------|------------------|------------|------------|-------------|
| 1986-87 | Menlo College | 13 | 13 | .500 |
| 1987-88 | Menlo College | 18 | 11 | .621 |
| 1990-91 | UC Davis | 20 | 8 | .714 |
| 1991-92 | UC Davis | 19 | 11 | .633 |
| 1992-93 | UC Davis | 13 | 14 | .482 |
| 1993-94 | UC Davis | 11 | 15 | .423 |
| 1994-95 | UC Davis | 20 | 11 | .645 |
| 1995-96 | UC Davis | 24 | 6 | .800 |
| 1996-97 | UC Davis | 20 | 9 | .690 |
| 1997-98 | UC Davis | 31 | 2 | .939 |
| 1998-99 | UC Santa Barbara | 15 | 13 | .536 |
| 1999-00 | UC Santa Barbara | 14 | 14 | .500 |
| 2000-01 | UC Santa Barbara | 13 | 15 | .464 |
| 2001-02 | UC Santa Barbara | 20 | 11 | .645 |
| 2002-03 | UC Santa Barbara | 18 | 14 | .563 |
| 2003-04 | UC Santa Barbara | 16 | 12 | .571 |
| 2004-05 | UC Santa Barbara | 11 | 18 | .379 |
| 2005-06 | UC Santa Barbara | 15 | 14 | .517 |
| Career Totals | | 311 | 211 | .596 |

UC Santa Barbara's All-Time Coaches

| Years | Coach | Wins | Losses | Pct. |
|--------------|--------------------|------|--------|------|
| 1921-22 | Miss Alice Bradley | 8 | 5 | .615 |
| 1922-27 | Otho J. Gilliland | 27 | 11 | .710 |
| 1927-29 | Dudley DeGroot | 8 | 14 | .363 |
| 1929-36 | Harold Davis | 36 | 62 | .368 |
| 1936-37 | Paul Jones | 2 | 8 | .200 |
| 1937-57 | Willie Wilton | 205 | 163 | .557 |
| 1957-66 | Art Gallon | 122 | 109 | .528 |
| 1966-78 | Ralph Barkey | 169 | 144 | .540 |
| 1978-83 | Ed DeLacy | 51 | 83 | .380 |
| 1983-98 | Jerry Pimm | 222 | 202 | .523 |
| 1998-Present | Bob Williams | 122 | 111 | .524 |

Returnee Career Stats (Two Year Experience Min.)

| Player | G-GS | Min - Avg | FG-FGA | Pct | 3P-3PA | Pct | FT-FTA | Pct | Off-Def | Tot- Avg | PF-FD | AT | TO | BS | ST | Pts - Avg |
|---------------|-------|-----------|---------|------|--------|------|---------|------|---------|----------|-------|-----|-----|----|----|-----------|
| Brown, Cecil | 87-41 | 1967-22.6 | 88-253 | .348 | 88-253 | .348 | 132-183 | .721 | 53-161 | 214-2.5 | 109-3 | 135 | 112 | 7 | 51 | 744-8.6 |
| Harris, Alex | 58-41 | 1506-26.0 | 136-366 | .372 | 49-153 | .320 | 137-182 | .753 | 48-138 | 186-3.2 | 98-1 | 110 | 116 | 5 | 46 | 458-7.9 |
| Turner, Glenn | 74-29 | 1098-14.8 | 95-168 | .565 | 0-0 | .000 | 68-114 | .596 | 103-207 | 310-4.2 | 151-4 | 16 | 59 | 81 | 11 | 268-3.6 |

PACIFIC TIGERS

TIGER NOTEBOOK

• **Bob Thomason** enters his 19th season at Pacific as the dean of Big West head coaches. He is the school's career record holder for victories and owns a mark of 310-221. He ranks second in the Big West record book for career wins.

• Pacific is unequivocally the premier program in the Big West with three straight NCAA Tournament appearances and three 20-win seasons in a row. The Tigers have won 76 games over the last three seasons.

• The three straight NCAA appearances are the most consecutive by a Big West program since former member New Mexico State reeled off five straight from 1990-94. The Tigers won first round NCAA games in 2004 and 2005 against Big East opponents Providence and Pittsburgh, respectively. In last season's NCAA first round, Pacific grappled with ACC power Boston College and led the Eagles by five with just over a minute left in overtime, but ultimately fell in the second extra period.

• Pacific lost the nucleus of its scoring from last season with the departures of Big West Player of the Year Christian Maraker and the starting backcourt of Johnny Gray and Mike Webb. The trio accounted for 42.9 of the team's 74.3 points per game.

• The core of this year's team is returning starters **Anthony Esparza** and **Michael White**, along with projected starters **Steffan Johnson** and **Anthony Brown**. Esparza (7.1 ppg, 4.4 rpg) shot 50.0 percent (76-of-152) from the field while White (7.5 ppg, 3.4 rpg) hit at a 58.0 percent (101-of-174) clip. Johnson and Brown were named to the Big West All-Freshman Team.

• The Tigers have been blessed with excellent point guards recently, considering two of them were Players of the Year in the conference (Miah Davis in 2004, David Doubly in 2005). **Steffan Johnson** ultimately could join that class by the end of his career. His freshman numbers weren't gaudy, averaging 6.3 points and 2.4 assists, but he came off the bench in all 32 games. He takes full reins of the team this season.

• Pacific has led the Big West in free throw percentage in each of the last three seasons.



QUICK FACTS

Location:.....Stockton, CA
 Enrollment: 6,000
 Founded: 1851
 Colors: Orange & Black
 Nickname: Tigers
 Arena (Capacity): Alex G. Spanos Center (6,150)

President: Dr. Donald DeRosa
 Director of Athletics:..... Lynn King
 Senior Woman Administrator: Cindy Spiro
 Men's Basketball SID: Mike Millerick
 Phone: (209) 946-2479
 Fax:..... (209) 946-2757
 Email Address: mmilleri@pacific.edu
 Website Address:www.pacifictigers.com

Head Coach: Bob Thomason
 Career Record: 362-248 (21 years)
 Record at PAC:..... 310-221 (18 years)
 Alma Mater: Pacific (1971)
 Associate Head Coach:.....Ron Verlin
 Assistant Coach: Adam Jacobsen
 Assistant Coach: Aaron Woliczko

Letterwinners Returning/Lost:.....8/3
 Starters Returning/Lost:2/3
 Newcomers: 5
 2005-06 Record:24-8
 2005-06 Big West Record: 12-2 (1st)

2006-07 ROSTER

| NO. | PLAYER | POS | HT | WT | YR-EXP | HOMETOWN/LAST SCHOOL |
|-----|--------------------|-----|-----|-----|--------|--|
| 0 | Reggie Vezia | G | 6-2 | 180 | Sr.-1V | Vacaville, CA/Solano JC |
| 1 | Matt Goodwin | G | 6-0 | 180 | Jr.-JC | Milwaukee, WI/Williston State College |
| 2 | Chad Troyer | G | 6-4 | 195 | Jr.-TR | Seattle, WA/Miami (OH) |
| 3 | C.J. Morgan | G | 6-0 | 160 | Fr.-HS | Elk Grove, CA/Franklin HS |
| 5 | Steffan Johnson | G | 6-1 | 165 | So.-1V | Kent, WA/Kent Meridian HS |
| 10 | Solomon HorseChief | G | 6-1 | 175 | Jr.-JC | Muskogee, OK/Redlands CC |
| 11 | DeAngelo Garrett | C | 6-8 | 215 | Jr.-JC | Edmond, OK/Northern Oklahoma JC |
| 12 | Ben Pemberton | F | 6-5 | 205 | Sr.-1V | Hawkins, TX/Tyler JC |
| 21 | Anthony Brown | F | 6-7 | 225 | So.-1V | Sacramento, CA/Proctor Academy |
| 30 | Anthony Esparza | F | 6-5 | 190 | Sr.-1V | Bakersfield, CA/Fresno City College |
| 33 | Casey Neimeyer | C | 6-8 | 225 | Fr.-RS | Woodland, CA/Woodland Christian HS |
| 34 | Wolfgang Raffety | F | 6-8 | 235 | Sr.-1V | Placerville, CA/American River College |
| 42 | Joe Ford | F | 6-6 | 190 | So.-1V | Altadena, CA/Campbell Hall HS |
| 51 | Michael White | C | 6-7 | 245 | Sr.-3V | Capitola, CA/Monte Vista Christian HS |

TIGERS BY CLASS

Seniors: 5
 Juniors: 4
 Sophomores: 3
 Freshmen: 2

3 Yr Exp - 1
 2 Yr Exp - 0
 1 Yr Exp - 7
 HS Exp - 1
 JC Exp - 3
 RS Exp - 1
 Transfers - 1

PACIFIC STAFF



Dr. Donald DeRosa
President



Lynn King
Director of Athletics



Cindy Spiro
Senior Woman Administrator



Mike Millerick
Director of Media Relations

PACIFIC TIGERS

TIGER Players To Watch



Esparza looks to assume a greater role for the Tigers after averaging 7.1 points and 4.4 boards in 32 games with 27 starts last season ... had six double-digit scoring games including two 21-point outings, first against Western Ken-

tucky (Dec. 10) then against Long Beach State (Feb. 4) ... also picked up a career-best 13 rebounds and hit all nine of his free throw attempts against the 49ers ... second in the Big West with an .873 free throw percentage and has hit 26 of his last 27 ... top returning assist leader for the Tigers with 79 ... had back-to-back double-doubles against UC Irvine on Feb. 2 (12 pts., 10 reb.) and the 49ers (21 pts., 10 reb).



White will be counted upon to give the Tigers a low post presence ... averaged 7.5 points, 3.4 rebounds in 32 games with 24 starts ... shot .580 from the field and .691 from the free throw line ... recorded

a career-high 16 points against San Francisco (Nov. 30) ... averaged 11.3 points and 4.8 rebounds in his last four games ... scored 10 points, grabbed four boards and collected a pair of assists in the double-overtime loss to Boston College (Mar. 16) in the NCAA Tournament ... was a Big West Academic All-Conference honoree and Big West Scholar Athlete.

CAREER STATS

| Season | GP-GS | FG% | FT% | PTS | PPG | REB | RPG |
|---------|-------|------|------|-----|-----|-----|-----|
| 2005-06 | 32-27 | .500 | .873 | 226 | 7.1 | 142 | 4.4 |
| Career | 32-27 | .500 | .873 | 226 | 7.1 | 142 | 4.4 |

CAREER STATS

| Season | GP-GS | FG% | FT% | PTS | PPG | REB | RPG |
|---------|-------|------|------|-----|-----|-----|-----|
| 2003-04 | 15-0 | 58.3 | 75.0 | 23 | 1.5 | 17 | 1.1 |
| 2004-05 | 12-0 | 55.6 | 0.0 | 10 | 0.8 | 9 | 0.8 |
| 2005-06 | 32-24 | 58.0 | 69.1 | 240 | 7.5 | 108 | 3.4 |
| Career | 59-24 | 57.9 | 70.1 | 273 | 4.6 | 134 | 2.3 |

2006-07 SCHEDULE

| Date | Day | Opponent | Time |
|--------|-----------|-----------------------------------|-----------|
| 11/4 | Sat. | #CHICO STATE | 7:30 pm |
| 11/7 | Tue. | #SAN FRANCISCO STATE | 7:00 pm |
| 11/11 | Sat. | CAL STATE BAKERSFIELD | 7:00 pm |
| 11/14 | Tue. | at New Mexico State | 6:05 pm |
| 11/22 | Wed. | +vs. Missouri-Kansas City | 10:45 pm |
| 11/24 | Fri. | +vs. LMU/Alaska Anchorage | 1/6:30 pm |
| 11/25 | Sat. | +at Great Alaska Shootout | TBA |
| 11/29 | Wed. | SAN FRANCISCO | 7:30 pm |
| 12/2 | Sat. | at Texas A&M | TBA |
| 12/6 | Wed. | at Sacramento State | 7:05 pm |
| 12/9 | Sat. | SANTA CLARA | 7:00 pm |
| 12/12 | Tue. | SAINT LOUIS | 7:00 pm |
| 12/16 | Sat. | at Nevada | 7:00 pm |
| 12/23 | Sat. | at Wisconsin | 5:00 pm |
| 12/30 | Sat. | *CAL STATE NORTHRIDGE | 7:00 pm |
| 1/4 | Thr. | *at UC Riverside | 7:00 pm |
| 1/6 | Sat. | *at Cal State Fullerton | 6:05 pm |
| 1/13 | Sat. | *UC IRVINE (CSTV) | 7:30 pm |
| 1/20 | Sat. | at UC Davis | 7:00 pm |
| 1/25 | Thr. | *CAL POLY | 7:00 pm |
| 1/27 | Sat. | *UC SANTA BARBARA | 7:00 pm |
| 2/1 | Thr. | *at UC Irvine (KVMD) | 7:05 pm |
| 2/3 | Sat. | *at Long Beach State (FSN PT) | 4:30 pm |
| 2/8 | Thr. | *CAL STATE FULLERTON | 7:00 pm |
| 2/10 | Sat. | *UC RIVERSIDE | 7:00 pm |
| 2/17 | Sat. | at ESPN Bracket Busters | TBA |
| 2/19 | Mon. | UC DAVIS | 7:00 pm |
| 2/24 | Sat. | *at Cal State Northridge | 2:00 pm |
| 2/26 | Mon. | *LONG BEACH STATE (ESPN) | 9:00 pm |
| 3/1 | Thr. | *at UC Santa Barbara | 7:05 pm |
| 3/3 | Sat. | *at Cal Poly | 4:00 pm |
| 3/7-10 | Wed.-Sat. | Big West Tournament (Anaheim, CA) | TBA |

#Exhibition
Home games in bold CAPS
+Great Alaska Shootout (Anchorage, AK)
*Big West game
All Times are Pacific

2005-06 RESULTS (24-8, 12-2)

| Date | Opponent | Score | High Scorer(s) |
|-------|----------------------------------|------------|----------------|
| 11/18 | Sonoma State | W, 74-55 | Johnson (19) |
| 11/20 | +vs. Bowie State | W, 89-60 | Webb (18) |
| 11/21 | +vs. Savannah State | W, 82-37 | Maraker (18) |
| 11/22 | +at Oregon | L, 62-84 | Maraker (16) |
| 11/26 | at Santa Clara | L, 60-63 | Gray (20) |
| 11/30 | at San Francisco | •W, 75-71 | Johnson (17) |
| 12/3 | No. 20 Nevada | L, 70-77 | Maraker (21) |
| 12/7 | San Jose State | W, 81-63 | Maraker (21) |
| 12/10 | at Western Kentucky | W, 91-75 | Maraker (34) |
| 12/17 | Fresno State | W, 99-63 | Maraker (24) |
| 12/20 | at UTEP | •L, 66-72 | Gray (17) |
| 12/29 | at UC Davis | W, 84-51 | Brown (18) |
| 1/3 | Texas A&M | W, 63-56 | Gray (28) |
| 1/7 | *UC Riverside | L, 71-83 | Gray (24) |
| 1/9 | *Cal State Fullerton (CSTV) | W, 83-74 | Maraker (26) |
| 1/13 | *at Long Beach State | W, 78-72 | Gray (20) |
| | | | Maraker (20) |
| 1/15 | *at UC Irvine | L, 61-70 | Gray (20) |
| 1/21 | UC Davis | W, 67-56 | Maraker (17) |
| 1/26 | *at Cal Poly | W, 64-62 | Gray (14) |
| 1/28 | *at UC Santa Barbara (FSNW2) | W, 65-53 | Maraker (20) |
| 2/2 | *UC Irvine | W, 64-52 | Maraker (18) |
| 2/4 | *Long Beach State (FSNW2) | W, 87-78 | Esparza (21) |
| 2/9 | *at Cal State Fullerton (ESPN2) | W, 67-62 | Maraker (25) |
| 2/11 | *at UC Riverside | W, 95-58 | White (14) |
| | | | Maraker (14) |
| | | | Gray (14) |
| 2/18 | New Mexico State | •L, 69-79 | Maraker (30) |
| 2/22 | *Cal State Northridge | W, 79-51 | Webb (24) |
| 2/25 | *at Cal State Northridge (FSNW2) | W, 70-66 | Webb (23) |
| 3/2 | *UC Santa Barbara | W, 64-36 | Maraker (22) |
| 3/4 | *Cal Poly | W, 75-53 | Gray (19) |
| 3/10 | ^vs. Cal Poly (ESPNU) | W, 68-57 | Gray (18) |
| 3/11 | ^vs. Long Beach State (ESPN) | W, 78-70 | Maraker (23) |
| 3/16 | =vs. No. 7 Boston College (CBS) | ••L, 76-88 | Maraker (30) |

*Big West game
+Hispanic College Fund Tournament (Eugene, OR)
^Big West Tournament (Anaheim, CA)
=NCAA Tournament First Round (Salt Lake City, UT)
•Overtime
Home games in bold

PACIFIC TIGERS

2005-06 Statistics

| No. | Player | G-GS | Min - Avg | FG-FGA | Pct | 3P-3PA | Pct | FT-FTA | Pct | Off-Def | Tot- Avg | PF-FO | AT | TO | BS | ST | Pts - Avg |
|-----|-----------------------|--------------|-----------------|----------------|-------------|------------|-------------|--------------|-------------|--------------|----------------|-------------|-----------|-----------|----------|-----------|----------------|
| 13 | Maraker, Christian | 32-32 | 1073-33.5 | 205-412 | .498 | 30-90 | .333 | 124-146 | .849 | 66-219 | 285-8.9 | 72-0 | 68 | 83 | 21 | 27 | 564-17.6 |
| 02 | Gray, Johnny | 32-32 | 1062-33.2 | 170-351 | .484 | 66-157 | .420 | 69-79 | .873 | 13-73 | 86-2.7 | 59-0 | 100 | 78 | 2 | 30 | 475-14.8 |
| 03 | Webb, Mike | 32-32 | 1005-31.4 | 116-259 | .448 | 70-166 | .422 | 33-40 | .825 | 16-76 | 92-2.9 | 39-0 | 79 | 47 | 6 | 34 | 335-10.5 |
| 51 | White, Michael | 32-24 | 635-19.8 | 101-174 | .580 | 0-0 | .000 | 38-55 | .691 | 37-71 | 108-3.4 | 88-5 | 44 | 38 | 4 | 22 | 240-7.5 |
| 30 | Esparza, Anthony | 32-27 | 881-27.5 | 76-152 | .500 | 12-31 | .387 | 62-71 | .873 | 53-89 | 142-4.4 | 57-1 | 79 | 40 | 7 | 27 | 226-7.1 |
| 05 | Johnson, Steffan | 32-0 | 557-17.4 | 75-169 | .444 | 27-78 | .346 | 24-40 | .600 | 11-49 | 60-1.9 | 14-0 | 77 | 49 | 2 | 22 | 201-6.3 |
| 21 | Brown, Anthony | 30-8 | 562-18.7 | 56-116 | .483 | 0-0 | .000 | 57-106 | .538 | 48-95 | 143-4.8 | 51-0 | 23 | 26 | 18 | 12 | 169-5.6 |
| 22 | Flores, Miguel | 11-0 | 111-10.1 | 11-23 | .478 | 0-0 | .000 | 10-14 | .714 | 5-17 | 22-2.0 | 29-1 | 5 | 11 | 0 | 0 | 32-2.9 |
| 34 | Raffety, Wolfgang | 26-0 | 209-8.0 | 22-42 | .524 | 3-10 | .300 | 8-13 | .615 | 10-25 | 35-1.3 | 38-0 | 3 | 10 | 1 | 0 | 55-2.1 |
| 12 | Pemberton, Ben | 18-0 | 139-7.7 | 10-24 | .417 | 4-13 | .308 | 5-8 | .625 | 4-15 | 19-1.1 | 8-0 | 9 | 11 | 1 | 4 | 29-1.6 |
| 00 | Veza, Reggie | 13-0 | 78-6.0 | 7-15 | .467 | 3-7 | .429 | 3-4 | .750 | 1-7 | 8-0.6 | 2-0 | 8 | 11 | 1 | 2 | 20-1.5 |
| 25 | Hurley, Kevin | 2-0 | 4-2.0 | 1-2 | .500 | 0-1 | .000 | 1-1 | 1.000 | 0-1 | 1-0.5 | 1-0 | 0 | 0 | 0 | 0 | 3-1.5 |
| 42 | Ford, Joe | 27-5 | 209-7.7 | 8-24 | .333 | 0-0 | .000 | 12-21 | .571 | 11-17 | 28-1.0 | 43-0 | 19 | 9 | 4 | 8 | 28-1.0 |
| | TEAM | | | | | | | | | 45-61 | 106-3.3 | | | | | | 6 |
| | PACIFIC | 32 | 6525 | 858-1763 | .487 | 215-553 | .389 | 446-598 | .746 | 320-815 | 1135-35.5 | 501-7 | 514 | 419 | 67 | 188 | 2377-74.3 |
| | Opponents | 32 | 6525 | 747-1828 | .409 | 217-656 | .331 | 336-493 | .682 | 350-664 | 1014-31.7 | 551- | 390 | 441 | 81 | 221 | 2047-64.0 |



HEAD COACH

Pacific (1971) • 19th season

Career Record: 362-248 (.593)

PAC Record: 310-221 (.584)

- Has led the Tigers to the NCAA Tournament in three consecutive seasons.
- Guided the Tigers to NCAA Tournament first round victories in 2004 (Providence) and 2005 (Pittsburgh).
- Is the winningest coach in program history with 310 wins.
- Has earned Big West Coach of the Year honors in each of the last three campaigns.
- Has coached the last three Big West Players of the Year, including Miah Davis (2003-04), David Doubly (2004-05) and Christian Maraker (2005-06).
- Coached NBA No. 1 draft pick Michael Olowokandi, who was selected by the Los Angeles Clippers in 1998.

Coaching Experience: Assistant Coach, Stagg High School, 1971-73...head coach, Escalon High School, 1973-76...head coach, Turlock High School, 1976-81...head coach, Columbia Junior College, 1981-85...head coach, Stanislaus State, 1985-88...head coach, Pacific, 1988-present.

Thomason's Coaching Record

| Year | School | W | L | Pct. |
|----------------------|------------------|------------|------------|-------------|
| 1985-86 | Stanislaus State | 15 | 10 | .600 |
| 1986-87 | Stanislaus State | 20 | 8 | .714 |
| 1987-88 | Stanislaus State | 17 | 9 | .654 |
| 1988-89 | Pacific | 7 | 21 | .250 |
| 1989-90 | Pacific | 15 | 14 | .519 |
| 1990-91 | Pacific | 14 | 15 | .483 |
| 1991-92 | Pacific | 14 | 16 | .467 |
| 1992-93 | Pacific | 16 | 11 | .593 |
| 1993-94 | Pacific | 17 | 14 | .548 |
| 1994-95 | Pacific | 14 | 13 | .519 |
| 1995-96 | Pacific | 15 | 12 | .556 |
| 1996-97 | Pacific | 24 | 6 | .800 |
| 1997-98 | Pacific | 23 | 10 | .697 |
| 1998-99 | Pacific | 14 | 13 | .519 |
| 1999-00 | Pacific | 11 | 18 | .379 |
| 2000-01 | Pacific | 18 | 12 | .600 |
| 2001-02 | Pacific | 20 | 10 | .667 |
| 2002-03 | Pacific | 12 | 16 | .429 |
| 2003-04 | Pacific | 25 | 8 | .758 |
| 2004-05 | Pacific | 27 | 4 | .871 |
| 2005-06 | Pacific | 24 | 8 | .750 |
| Career Totals | | 362 | 248 | .593 |

Pacific's All-Time Coaches

| Years | Coach | W | L | Pct. | Years | Coach | W | L | Pct. |
|---------|-----------------|----|----|------|------------|----------------|-----|-----|------|
| 1927-30 | A.P. Agosti | 6 | 11 | .353 | 1933-36 | Larry Apitz | 29 | 25 | .537 |
| 1910-11 | Bob Atkinson | 3 | 2 | .600 | 1936-42 | Ralph Francis | 46 | 74 | .383 |
| 1911-12 | James Trevarrow | 5 | 1 | .833 | 1942-52 | Chris Kjeldsen | 125 | 107 | .538 |
| 1912-13 | Charles Sheldon | 8 | 4 | .667 | 1952-63 | Van Sweet | 94 | 186 | .335 |
| 1913-14 | Walter Case | 7 | 3 | .700 | 1963-72 | Dick Edwards | 169 | 72 | .701 |
| 1914-15 | Bill Fletcher | 4 | 4 | .500 | 1972-79 | Stan Morrison | 100 | 88 | .531 |
| 1915-16 | Frank Reaves | 1 | 4 | .200 | 1979-82 | Dick Fichtner | 37 | 48 | .435 |
| 1916-20 | George Sperry | 5 | 21 | .192 | 1982-88 | Tom O'Neill | 51 | 110 | .316 |
| 1920-21 | Ken Lily | 5 | 2 | .714 | 1988 | Denis Willens | 0 | 12 | .000 |
| 1921-33 | Erwin Righter | 88 | 75 | .539 | 1988-Pres. | Bob Thomason | 310 | 221 | .584 |

Returnee Career Stats (Two Year Experience Min.)

| Player | G-GS | Min - Avg | FG-FGA | Pct | 3P-3PA | Pct | FT-FTA | Pct | Off-Def | Tot- Avg | PF-FD | AT | TO | BS | ST | Pts - Avg |
|----------------|-------|-----------|---------|------|--------|------|--------|------|---------|----------|-------|----|----|----|----|-----------|
| White, Michael | 59-24 | 762-12.9 | 113-195 | .579 | 0-0 | .000 | 47-67 | .701 | 42-92 | 134-2.3 | 114-5 | 49 | 47 | 6 | 29 | 273-4.6 |

**2
0
0
5
-
0
6

Y
E
A
R

I
N

R
E
V
I
E
W**

CONFERENCE

IRVINE
11

UCSB
1

BIGWEST.ORG

ANDREWS CENTER
10/10/06

BIG WEST

**Basketball
Tournament**

2006

March
7-10

Andrus Center
Anaheim Convention Center

BIG WEST



2005-06 YEAR IN REVIEW

2005-06 STANDINGS

| | Conference | | | | | | Overall | | | | | |
|----------------------|------------|----|------|----|------|------|---------|----|------|------|------|-------|
| | W | L | Pct. | GB | Home | Away | W | L | Pct. | Home | Away | Ntrl. |
| ^# + Pacific | 12 | 2 | .857 | -- | 6-1 | 6-1 | 24 | 8 | .750 | 11-3 | 9-4 | 4-1 |
| UC Irvine | 10 | 4 | .714 | 2 | 4-3 | 6-1 | 16 | 13 | .552 | 7-6 | 8-4 | 1-3 |
| Long Beach State | 9 | 5 | .643 | 3 | 4-3 | 5-2 | 18 | 12 | .600 | 9-4 | 7-7 | 2-1 |
| Cal Poly | 7 | 7 | .500 | 5 | 4-3 | 3-4 | 10 | 19 | .345 | 6-7 | 3-11 | 1-1 |
| UC Santa Barbara | 6 | 8 | .429 | 6 | 3-4 | 3-4 | 15 | 14 | .517 | 9-4 | 5-9 | 1-1 |
| Cal State Fullerton | 5 | 9 | .357 | 7 | 2-5 | 3-4 | 16 | 13 | .552 | 7-5 | 7-6 | 2-2 |
| Cal State Northridge | 4 | 10 | .286 | 8 | 2-5 | 2-5 | 11 | 17 | .393 | 6-6 | 4-9 | 1-2 |
| UC Riverside | 3 | 11 | .214 | 9 | 1-6 | 2-5 | 5 | 23 | .179 | 3-10 | 2-11 | 0-2 |

^Regular season champion

#Big West Tournament champion

+NCAA Tournament

PACIFIC HIGHLIGHTS 2005-06 SEASON WITH THIRD STRAIGHT NCAA APPEARANCE

Pacific continued its successful trend with a third consecutive trip to the NCAA Tournament to highlight the 2005-06 Big West men's basketball season. The Tigers, which won first round NCAA games in each of the previous two seasons, played perhaps the most exciting opening round contest in this year's version of the Big Dance. A valiant effort against Boston College came up short in double overtime, as the Tigers fell 88-76 to the Eagles.

The Tigers finished their season 24-8 and won their second Big West Tournament championship in three years. They also captured their third consecutive conference regular season title. The three straight NCAA Tournament appearances was the most for a Big West team since former league member New Mexico State reeled off five in a row from 1990-94. Pacific also notched its third consecutive 20-win season.

Four other Big West teams finished with winning records, with Long Beach State making the biggest leap in performance. The 49ers went from 10 wins in 2004-05 to 18 wins in 2005-06, finishing 18-12 and advancing all the way to the Big West Tournament championship game for the first time since 1995. LBSU played in and won the two most intense games of the Big West Tournament, beating Cal State Fullerton 94-91 in the quarterfinals and UC Irvine 75-73 on a last second shot in the semifinals.

LBSU came up just short against Pacific in the championship game, but served notice to the rest of the league. After four consecutive losing seasons, the 18 wins for the 49ers were the most for the program since the 2000-01 season.

UC Irvine enjoyed a solid season at 16-13 and ended up in second place in the final regular season standings with a 10-4 league mark. The Anteaters posted a winning season for the fifth time in the last six years.

UC Santa Barbara and Cal State Fullerton also had winning seasons with 15-14 and 16-13 records, respectively.

BIG WEST NEWS & NOTES

Douglass Posts Career Win No. 500: UC Irvine head men's basketball coach Pat Douglass won his 500th career game in special fashion when his Anteaters toppled No. 13 Stanford, 79-63, at Maples Pavilion on Nov. 19. He is now 514-238 in his collegiate coaching career, including a 138-119 mark in nine years at the helm of UCI.

UCI Finishes Second In Nation In Three-Point Field Goal Percentage: The Anteaters were the nation's second-most prolific team in three-point shooting, hitting 42.0 percent (249-of-593) from downtown in 2005-06. Southern Utah was No. 1 at 42.9 percent. UCI senior Ross Schraeder ranked fourth among individual leaders in three-point shooting at 47.4 percent (74-of-156).

Three-Point Barrage Sends Long Beach State To Big West Title Game: In one of the most incredible team performances in Big West Tournament history, Long Beach State hit a tournament record 17 three-pointers in a dramatic 75-73 win against UC Irvine in the semifinals. The 17 threes eclipsed the old record of 14 set by Boise State against Cal State Fullerton in 1998. None of the threes was more important than the one junior guard Aaron Nixon hit as time expired to give the 49ers the victory. That shot gave Nixon a game-high 28 points and six threes for the contest. Senior Jibril Hodges also drained six threes for the game. The 49ers and Anteaters canned a combined 24 threes.

Long Beach State Leads The Nation In Scoring: A high-tempo brand of offense helped Long Beach State become the nation's scoring leader at 83.3 points per game. The 49ers scored 80 or more points 16 times and topped the 100-point barrier on three occasions, including 108-point outbursts in wins over San Francisco State and Manhattan. The 49ers obliterated the school record for three-pointers made in a season with 256. The previous mark of 200 was set by the 1992-93 squad.

BIG WEST TOURNAMENT TOP PERFORMERS

SCORING

| Player | School | G | Pts. | Avg. |
|-------------------|---------------------|---|------|------|
| Aaron Nixon | Long Beach State | 3 | 76 | 25.3 |
| Shawn Hawkins | Long Beach State | 3 | 55 | 18.3 |
| Jamaal Brown | Cal State Fullerton | 2 | 48 | 24.0 |
| Johnny Gray | Pacific | 2 | 39 | 19.5 |
| Frank Robinson | Cal State Fullerton | 2 | 37 | 18.5 |
| Bobby Brown | Cal State Fullerton | 2 | 36 | 18.0 |
| Christian Maraker | Pacific | 2 | 35 | 17.5 |

REBOUNDING

| Player | School | G | Rebs. | Avg. |
|-------------------|---------------------|---|-------|------|
| Justin Burns | Cal State Fullerton | 2 | 20 | 10.0 |
| Mark Dawson | Long Beach State | 3 | 20 | 6.7 |
| Aaron Nixon | Long Beach State | 3 | 18 | 6.0 |
| Frank Robinson | Cal State Fullerton | 2 | 17 | 8.5 |
| Titus Shelton | Cal Poly | 2 | 15 | 7.5 |
| Christian Maraker | Pacific | 2 | 14 | 7.0 |

ASSISTS

| Player | School | G | Asts. | Avg. |
|-------------------|---------------------|---|-------|------|
| Aaron Nixon | Long Beach State | 3 | 13 | 4.3 |
| Aaron Fitzgerald | UC Irvine | 1 | 10 | 10.0 |
| Christian Maraker | Pacific | 2 | 8 | 4.0 |
| Bobby Brown | Cal State Fullerton | 2 | 8 | 4.0 |

POSTSEASON RESULTS

BIG WEST TOURNAMENT

Anaheim Convention Center (Anaheim, CA)

Wednesday, March 8

Big West Tournament First Round

(#5) UC Santa Barbara 76, (#8) UC Riverside 44
(#6) Cal State Fullerton 73, (#7) Cal State Northridge 63

Thursday, March 9

Big West Tournament Quarterfinals (KVMD-TV)

(#3) Long Beach State 94, (#6) Cal State Fullerton 91
(#4) Cal Poly 57, (#5) UC Santa Barbara 50

Friday, March 10

Big West Tournament Semifinals (ESPNU)

(#1) Pacific 68, (#4) Cal Poly 57
(#3) Long Beach State 75, (#2) UC Irvine 73

Saturday, March 11

Big West Tournament Championship (ESPN)

(#1) Pacific 78, (#3) Long Beach State 70

NCAA TOURNAMENT

Region - Minneapolis, MN

Site - Salt Lake City, Utah

First Round - Thursday, March 16

(4) Boston College 88, (13) Pacific 76 (2OT) (CBS)

2005-06 HONORS & AWARDS

2005-06 Big West All Conference Teams

FIRST TEAM

| Player | School | Ht. | Yr. | Pos. | Hometown |
|--------------------|---------------------|-----|-----|------|------------------|
| Bobby Brown | Cal State Fullerton | 6-2 | Jr. | G | Los Angeles, CA |
| Aaron Fitzgerald | UC Irvine | 6-3 | Sr. | G | Seattle, WA |
| Jibril Hodges | Long Beach State | 6-2 | Sr. | G | Park Forest, IL |
| Johnny Gray | Pacific | 6-1 | Sr. | G | Agoura Hills, CA |
| +Christian Maraker | Pacific | 6-9 | Sr. | F | Varberg, Sweden |
| Derek Stockalper | Cal Poly | 6-5 | Jr. | G/F | Carlsbad, CA |

SECOND TEAM

| Player | School | Ht. | Yr. | Pos. | Hometown |
|----------------|---------------------|-----|-----|------|---------------------|
| Cecil Brown | UC Santa Barbara | 6-4 | Sr. | G | Canoga Park, CA |
| Jamaal Brown | Cal State Fullerton | 6-7 | Sr. | F | Spartanburg, SC |
| Chris Devine | UC Santa Barbara | 6-7 | So. | F | Eagle River, AK |
| Shawn Hawkins | Long Beach State | 6-6 | Sr. | F | Pittsburgh, PA |
| Kejuan Johnson | Long Beach State | 6-3 | Jr. | G | Long Beach, CA |
| Rickey Porter | UC Riverside | 6-3 | Sr. | G | Fountain Valley, CA |
| Dawin Whiten | Cal Poly | 6-3 | So. | G | North Hills, CA |

HONORABLE MENTION

| Player | School | Ht. | Yr. | Pos. | Hometown |
|-----------------|----------------------|-----|-----|------|-----------------|
| Dedrick Bates | UC Riverside | 6-0 | Jr. | G | Los Angeles, CA |
| Calvin Chitwood | Cal State Northridge | 6-6 | So. | F | Phoenix, AZ |
| Mike Efevberha | Cal State Northridge | 6-5 | Jr. | G | Pomona, CA |
| Darren Fells | UC Irvine | 6-7 | So. | F/C | Fullerton, CA |
| Jonathan Heard | Cal State Northridge | 6-5 | So. | G/F | Inglewood, CA |
| Ross Schraeder | UC Irvine | 6-5 | Sr. | G | Denver, CO |

ALL-FRESHMAN TEAM

| Player | School | Ht. | Pos. | Hometown |
|-----------------|-----------|------|------|----------------|
| Anthony Brown | Pacific | 6-8 | F | Sacramento, CA |
| Trae Clark | Cal Poly | 5-11 | G | Fremont, CA |
| Steffan Johnson | Pacific | 6-1 | G | Kent, WA |
| Adam Templeton | UC Irvine | 6-5 | F | Rapid City, SD |
| Chaz Thomas | Cal Poly | 6-0 | G | Daly City, CA |

+Three-time All-Big West First Team selection

2005-06 Big West Player of the Year
Christian Maraker, Pacific

2005-06 Big West Coach of the Year
Bob Thomason, Pacific

2005-06 Big West Freshman of the Year
Trae Clark, Cal Poly

2005-06 Players of the Week

| Date | Player | School | Year |
|-------|-------------------|----------------------|------|
| 11/21 | Darren Fells | UC Irvine | So. |
| 11/28 | Mike Efevberha | Cal State Northridge | Jr. |
| 12/5 | Christian Maraker | Pacific | Sr. |
| 12/12 | Christian Maraker | Pacific | Sr. |
| 12/19 | Christian Maraker | Pacific | Sr. |
| 12/26 | Bobby Brown | Cal State Fullerton | Jr. |
| 1/2 | Bobby Brown | Cal State Fullerton | Jr. |
| 1/9 | Rickey Porter | UC Riverside | Sr. |
| 1/16 | Aaron Fitzgerald | UC Irvine | Sr. |
| 1/23 | Dawin Whiten | Cal Poly | So. |
| 1/30 | Tyler McGinn | Cal Poly | Jr. |
| 2/6 | Anthony Esparza | Pacific | Jr. |
| 2/13 | Cecil Brown | UC Santa Barbara | Sr. |
| 2/20 | Shawn Hawkins | Long Beach State | Sr. |
| 2/27 | Mike Webb | Pacific | Sr. |
| 3/6 | Steve Williams | UC Riverside | Sr. |

2005-06 Big West All-Tournament Team

Johnny Gray, Pacific, Sr., G (MVP)
Jamaal Brown, Cal State Fullerton, Sr., F
Aaron Fitzgerald, UC Irvine, Sr., G
Shawn Hawkins, Long Beach State, Sr., F
Christian Maraker, Pacific, Sr., F
Aaron Nixon, Long Beach State, Jr., G

2005-06 Big West All-Specialty Team

DEFENSIVE PLAYER OF THE YEAR
Dedrick Bates, UC Riverside

BEST SIXTH MAN
Frank Robinson, Cal State Fullerton

BEST HUSTLE
Chris Devine, UC Santa Barbara

2005-06 Big West All-Academic Men's Basketball Team

| Name | School | Academic Year | Major | Hometown |
|-------------------|----------------------|---------------|-------------------|-----------------|
| Gabe Stephenson | Cal Poly | Senior | Business | Littleton, CO |
| Terrell Jones | Cal State Northridge | Junior | Business | Carson, CA |
| Austin Waggener | Cal State Northridge | Junior | Business | Inglewood, CA |
| Ross Schraeder | UC Irvine | Senior | Political Science | Denver, CO |
| Christian Maraker | Pacific | Senior | Sport Science | Varberg, Sweden |
| Michael White | Pacific | Senior | Political Science | Capitola, CA |

2005-06 FINAL STATISTICS

OVERALL STATISTICS - TEAM

SCORING OFFENSE

| Team | G | W-L | Pts | Avg. |
|-------------------------|----|-------|------|------|
| 1. Long Beach State | 30 | 18-12 | 2498 | 83.3 |
| 2. Cal State Fullerton | 29 | 16-13 | 2293 | 79.1 |
| 3. Pacific | 32 | 24-8 | 2377 | 74.3 |
| 4. UC Irvine | 29 | 16-13 | 2068 | 71.3 |
| 5. Cal State Northridge | 28 | 11-17 | 1986 | 70.9 |
| 6. UC Riverside | 28 | 5-23 | 1885 | 67.3 |
| 7. UC Santa Barbara | 29 | 15-14 | 1930 | 66.6 |
| 8. Cal Poly | 29 | 10-19 | 1907 | 65.8 |

SCORING DEFENSE

| Team | G | Pts | Avg. |
|-------------------------|----|------|------|
| 1. Pacific | 32 | 2047 | 64.0 |
| 2. UC Santa Barbara | 29 | 1915 | 66.0 |
| 3. UC Irvine | 29 | 1967 | 67.8 |
| 4. Cal Poly | 29 | 2052 | 70.8 |
| 5. Cal State Northridge | 28 | 2072 | 74.0 |
| 6. Cal State Fullerton | 29 | 2183 | 75.3 |
| 7. UC Riverside | 28 | 2215 | 79.1 |
| 8. Long Beach State | 30 | 2384 | 79.5 |

SCORING MARGIN

| Team | G | Off | Def | Mar. |
|-------------------------|----|------|------|-------|
| 1. Pacific | 32 | 74.3 | 64.0 | +10.3 |
| 2. Long Beach State | 30 | 83.3 | 79.5 | +3.8 |
| 3. Cal State Fullerton | 29 | 79.1 | 75.3 | +3.8 |
| 4. UC Irvine | 29 | 71.3 | 67.8 | +3.5 |
| 5. UC Santa Barbara | 29 | 66.6 | 66.0 | +0.5 |
| 6. Cal State Northridge | 28 | 70.9 | 74.0 | -3.1 |
| 7. Cal Poly | 29 | 65.8 | 70.8 | -5.0 |
| 8. UC Riverside | 28 | 67.3 | 79.1 | -11.8 |

FREE THROW PERCENTAGE

| Team | G | FTM | FTA | Pct. |
|-------------------------|----|-----|-----|------|
| 1. Pacific | 32 | 446 | 598 | .746 |
| 2. UC Irvine | 29 | 367 | 495 | .741 |
| 3. Cal State Northridge | 28 | 494 | 673 | .734 |
| 4. UC Santa Barbara | 29 | 408 | 576 | .708 |
| 5. Long Beach State | 30 | 490 | 698 | .702 |
| 6. Cal Poly | 29 | 367 | 529 | .694 |
| 7. UC Riverside | 28 | 352 | 511 | .689 |
| 8. Cal State Fullerton | 29 | 392 | 588 | .667 |

FIELD GOAL PERCENTAGE

| Team | G | FGM | FGA | Pct. |
|-------------------------|----|-----|------|------|
| 1. Pacific | 32 | 858 | 1763 | .487 |
| 2. UC Irvine | 29 | 726 | 1529 | .475 |
| 3. Cal State Fullerton | 29 | 840 | 1808 | .465 |
| 4. Long Beach State | 30 | 876 | 1922 | .456 |
| 5. UC Santa Barbara | 29 | 678 | 1536 | .441 |
| 6. Cal State Northridge | 28 | 668 | 1540 | .434 |
| 7. Cal Poly | 29 | 659 | 1575 | .418 |
| 8. UC Riverside | 28 | 685 | 1725 | .397 |

FIELD GOAL PERCENTAGE DEFENSE

| Team | G | FGM | FGA | Pct. |
|-------------------------|----|-----|------|------|
| 1. Pacific | 32 | 747 | 1828 | .409 |
| 2. UC Santa Barbara | 29 | 673 | 1587 | .424 |
| 3. UC Irvine | 29 | 717 | 1647 | .435 |
| 4. Cal Poly | 29 | 723 | 1615 | .448 |
| 5. Cal State Fullerton | 29 | 778 | 1720 | .452 |
| 6. Long Beach State | 30 | 867 | 1902 | .456 |
| 7. Cal State Northridge | 28 | 697 | 1499 | .465 |
| 8. UC Riverside | 28 | 796 | 1676 | .475 |

3-POINT FIELD GOAL PERCENTAGE

| Team | G | FGM | FGA | Pct. |
|-------------------------|----|-----|-----|------|
| 1. UC Irvine | 29 | 249 | 593 | .420 |
| 2. Pacific | 32 | 215 | 553 | .389 |
| 3. Cal State Fullerton | 29 | 221 | 575 | .384 |
| 4. Long Beach State | 30 | 256 | 721 | .355 |
| 5. Cal Poly | 29 | 222 | 631 | .352 |
| 6. Cal State Northridge | 28 | 156 | 444 | .351 |
| 7. UC Santa Barbara | 29 | 166 | 481 | .345 |
| 8. UC Riverside | 28 | 163 | 520 | .313 |

3-POINT FIELD GOAL PCT. DEFENSE

| Team | G | FGM | FGA | Pct. |
|-------------------------|----|-----|-----|------|
| 1. UC Riverside | 28 | 148 | 463 | .320 |
| 2. Pacific | 32 | 217 | 656 | .331 |
| 3. Long Beach State | 30 | 186 | 542 | .343 |
| 4. Cal Poly | 29 | 172 | 495 | .347 |
| 5. UC Irvine | 29 | 209 | 598 | .349 |
| 6. UC Santa Barbara | 29 | 194 | 544 | .357 |
| 7. Cal State Fullerton | 29 | 210 | 560 | .375 |
| 8. Cal State Northridge | 28 | 212 | 548 | .387 |

REBOUNDING

| Team | G | Reb. | Avg. |
|-------------------------|----|------|------|
| 1. Cal State Fullerton | 29 | 1124 | 38.8 |
| 2. UC Riverside | 28 | 1025 | 36.6 |
| 3. Long Beach State | 30 | 1095 | 36.5 |
| 4. Pacific | 32 | 1135 | 35.5 |
| 5. Cal Poly | 29 | 1013 | 34.9 |
| 6. UC Irvine | 29 | 971 | 33.5 |
| 7. UC Santa Barbara | 29 | 966 | 33.3 |
| 8. Cal State Northridge | 28 | 926 | 33.1 |

OPPONENT REBOUNDS

| Team | G | Reb. | Avg. |
|-------------------------|----|------|------|
| 1. UC Irvine | 29 | 914 | 31.5 |
| 2. Pacific | 32 | 1014 | 31.7 |
| 3. Cal Poly | 29 | 966 | 33.3 |
| 4. Cal State Northridge | 28 | 944 | 33.7 |
| 5. UC Santa Barbara | 29 | 979 | 33.8 |
| 6. Cal State Fullerton | 29 | 998 | 34.4 |
| 7. UC Riverside | 28 | 1091 | 39.0 |
| 8. Long Beach State | 30 | 1201 | 40.0 |

REBOUNDING MARGIN

| Team | G | TM | Avg. | Opp. | Avg. | Mar. |
|--------------|----|------|------|------|------|------|
| 1. CSF | 29 | 1124 | 38.8 | 998 | 34.4 | +4.3 |
| 2. Pacific | 32 | 1135 | 35.5 | 1014 | 31.7 | +3.8 |
| 3. UC Irvine | 29 | 971 | 33.5 | 914 | 31.5 | +2.0 |
| 4. Cal Poly | 29 | 1013 | 34.9 | 966 | 33.3 | +1.6 |
| 5. UCSB | 29 | 966 | 33.3 | 979 | 33.8 | -0.4 |
| 6. CSUN | 28 | 926 | 33.1 | 944 | 33.7 | -0.6 |
| 7. UCR | 28 | 1025 | 36.6 | 1091 | 39.0 | -2.4 |
| 8. LBSU | 30 | 1095 | 36.5 | 1201 | 40.0 | -3.5 |

TURNOVER MARGIN

| Team | G | TM | Avg. | Opp. | Avg. | Mar. |
|--------------|----|-----|------|------|------|------|
| 1. LBSU | 30 | 441 | 14.7 | 504 | 16.8 | +2.1 |
| 2. CSUN | 28 | 491 | 17.5 | 527 | 18.8 | +1.3 |
| 3. Pacific | 32 | 419 | 13.1 | 441 | 13.8 | +0.7 |
| 4. UCSB | 29 | 388 | 13.4 | 393 | 13.6 | +0.2 |
| 5. CSF | 29 | 437 | 15.1 | 436 | 15.0 | -0.0 |
| 6. UCR | 28 | 499 | 17.8 | 448 | 16.0 | -1.8 |
| 7. UC Irvine | 29 | 400 | 13.8 | 341 | 11.8 | -2.0 |
| 8. Cal Poly | 29 | 437 | 15.1 | 332 | 11.4 | -3.6 |

BLOCKED SHOTS

| Team | G | Blks. | Avg. |
|-------------------------|----|-------|------|
| 1. Long Beach State | 30 | 101 | 3.37 |
| 2. UC Santa Barbara | 29 | 93 | 3.21 |
| 3. Cal State Northridge | 28 | 84 | 3.00 |
| 4. UC Riverside | 28 | 80 | 2.86 |
| 5. UC Irvine | 29 | 79 | 2.72 |
| 6. Cal State Fullerton | 29 | 65 | 2.24 |
| 7. Pacific | 32 | 67 | 2.09 |
| 8. Cal Poly | 29 | 60 | 2.07 |

STEALS

| Team | G | Stls. | Avg. |
|-------------------------|----|-------|------|
| 1. Cal State Northridge | 28 | 219 | 7.82 |
| 2. Long Beach State | 30 | 223 | 7.43 |
| 3. UC Riverside | 28 | 204 | 7.29 |
| 4. Cal State Fullerton | 29 | 207 | 7.14 |
| 5. UC Santa Barbara | 29 | 176 | 6.07 |
| 6. Pacific | 32 | 188 | 5.88 |
| 7. Cal Poly | 29 | 152 | 5.24 |
| 8. UC Irvine | 29 | 146 | 5.03 |

3-POINT FIELD GOALS MADE

| Team | G | 3FG | Avg. |
|-------------------------|----|-----|------|
| 1. UC Irvine | 29 | 249 | 8.59 |
| 2. Long Beach State | 30 | 256 | 8.53 |
| 3. Cal Poly | 29 | 222 | 7.66 |
| 4. Cal State Fullerton | 29 | 221 | 7.62 |
| 5. Pacific | 32 | 215 | 6.72 |
| 6. UC Riverside | 28 | 163 | 5.82 |
| 7. UC Santa Barbara | 29 | 166 | 5.72 |
| 8. Cal State Northridge | 28 | 156 | 5.57 |

2005-06 FINAL STATISTICS

OVERALL STATISTICS - INDIVIDUAL

SCORING

| Player-Team | YR | G | FG | 3FG | FT | Pts | Avg/G |
|---------------------------|----|----|-----|-----|-----|-----|-------|
| 1. Maraker, Christian-PAC | SR | 32 | 205 | 30 | 124 | 564 | 17.6 |
| 2. Brown, Bobby-CSF | JR | 29 | 182 | 72 | 72 | 508 | 17.5 |
| 3. Efevberha, Mike-CSUN | JR | 28 | 153 | 57 | 117 | 480 | 17.1 |
| 4. Brown, Jamaal-CSF | SR | 29 | 193 | 13 | 95 | 494 | 17.0 |
| 5. Gray, Johnny-PAC | SR | 32 | 170 | 66 | 69 | 475 | 14.8 |
| 6. Nixon, Aaron-LBSU | JR | 29 | 152 | 36 | 86 | 426 | 14.7 |
| 7. Porter, Rickey-UCR | SR | 28 | 138 | 67 | 54 | 397 | 14.2 |
| 8. Hodges, Jibril-LBSU | SR | 30 | 145 | 87 | 45 | 422 | 14.1 |
| 9. Brown, Cecil-UCSB | SR | 28 | 132 | 42 | 62 | 368 | 13.1 |
| 10. Schraeder, Ross-UCI | SR | 29 | 125 | 74 | 57 | 381 | 13.1 |
| 11. Hawkins, Shawn-LBSU | SR | 30 | 138 | 48 | 68 | 392 | 13.1 |
| 12. Stockalper, Derek-CP | JR | 29 | 141 | 51 | 42 | 375 | 12.9 |
| 13. Heard, Jonathan-CSUN | SO | 28 | 117 | 16 | 93 | 343 | 12.3 |
| 14. Devine, Chris-UCSB | SO | 29 | 135 | 5 | 80 | 355 | 12.2 |
| 15. Fitzgerald, Aaron-UCI | SR | 29 | 104 | 34 | 96 | 338 | 11.7 |

FIELD GOAL PERCENTAGE (Min. 4.0 made per game)

| Player-Team | YR | G | FG | FGA | Pct. |
|---------------------------|----|----|-----|-----|------|
| 1. Devine, Chris-UCSB | SO | 29 | 135 | 244 | .553 |
| 2. Brown, Jamaal-CSF | SR | 29 | 193 | 377 | .512 |
| 3. Maraker, Christian-PAC | SR | 32 | 205 | 412 | .498 |
| 4. Heard, Jonathan-CSUN | SO | 28 | 117 | 236 | .496 |
| 5. Schraeder, Ross-UCI | SR | 29 | 125 | 254 | .492 |
| 6. Stockalper, Derek-CP | JR | 29 | 141 | 291 | .485 |
| 7. Gray, Johnny-PAC | SR | 32 | 170 | 351 | .484 |
| 8. Robinson, Frank-CSF | SO | 29 | 121 | 250 | .484 |
| 9. Hawkins, Shawn-LBSU | SR | 30 | 138 | 288 | .479 |
| 10. Nixon, Aaron-LBSU | JR | 29 | 152 | 349 | .436 |

FREE THROW PERCENTAGE (Min. 2.0 made per game)

| Player-Team | YR | G | FT | FTA | Pct. |
|---------------------------|----|----|-----|-----|------|
| 1. Gray, Johnny-PAC | SR | 32 | 69 | 79 | .873 |
| 2. Maraker, Christian-PAC | SR | 32 | 124 | 146 | .849 |
| 3. Efevberha, Mike-CSUN | JR | 28 | 117 | 142 | .824 |
| 4. Johnson, Kejuan-LBSU | JR | 23 | 54 | 67 | .806 |
| 5. Darby, Louis-LBSU | JR | 29 | 65 | 81 | .802 |
| 6. Cunningham, Larry-UCR | SO | 28 | 76 | 96 | .792 |
| 7. Brown, Cecil-UCSB | SR | 28 | 62 | 79 | .785 |
| 8. Devine, Chris-UCSB | SO | 29 | 80 | 103 | .777 |
| 9. Fitzgerald, Aaron-UCI | SR | 29 | 96 | 125 | .768 |
| 10. Houston, Kevin-LBSU | JR | 30 | 63 | 83 | .759 |

3-POINT FIELD GOAL PERCENTAGE (Min. 1.0 made per game)

| Player-Team | YR | G | 3FG | FGA | Pct. |
|-------------------------|----|----|-----|-----|------|
| 1. Schraeder, Ross-UCI | SR | 29 | 74 | 156 | .474 |
| 2. Johnson, Kejuan-LBSU | JR | 23 | 34 | 75 | .453 |
| 3. Robinson, Frank-CSF | SO | 29 | 49 | 110 | .445 |
| 4. Campbell, Nic-UCI | JR | 29 | 61 | 137 | .445 |
| 5. Clark, Trae-CP | FR | 24 | 31 | 72 | .431 |
| 6. Webb, Mike-PAC | SR | 32 | 70 | 166 | .422 |
| 7. Gray, Johnny-PAC | SR | 32 | 66 | 157 | .420 |
| 8. See, Joe-UCSB | SR | 29 | 44 | 105 | .419 |

ASSISTS

| Player-Team | YR | G | Asts. | Avg/G |
|---------------------------|----|----|-------|-------|
| 1. Fitzgerald, Aaron-UCI | SR | 29 | 190 | 6.55 |
| 2. Brown, Bobby-CSF | JR | 29 | 132 | 4.55 |
| 3. Altheimer, Bakari-CSUN | SR | 27 | 91 | 3.37 |
| 4. Porter, Rickey-UCR | SR | 28 | 92 | 3.29 |
| 5. Houston, Kevin-LBSU | JR | 30 | 98 | 3.27 |
| 6. Johnson, Kejuan-LBSU | JR | 23 | 73 | 3.17 |
| 7. Gray, Johnny-PAC | SR | 32 | 100 | 3.13 |
| 8. Nixon, Aaron-LBSU | JR | 29 | 82 | 2.83 |
| 9. Clark, Trae-CP | FR | 24 | 67 | 2.79 |
| 10. Thomas, Chaz-CP | FR | 29 | 76 | 2.62 |

REBOUNDING

| Player-Team | YR | G | OFF | DEF | TOT | Avg/G |
|---------------------------|----|----|-----|-----|-----|-------|
| 1. Maraker, Christian-PAC | SR | 32 | 66 | 219 | 285 | 8.9 |
| 2. Brown, Jamaal-CSF | SR | 29 | 64 | 177 | 241 | 8.3 |
| 3. Fells, Darren-UCI | SO | 29 | 72 | 135 | 207 | 7.1 |
| 4. Burns, Justin-CSF | JR | 29 | 77 | 118 | 195 | 6.7 |
| 5. Stockalper, Derek-CP | JR | 29 | 60 | 134 | 194 | 6.7 |
| 6. Hawkins, Shawn-LBSU | SR | 30 | 60 | 119 | 179 | 6.0 |
| 7. Devine, Chris-UCSB | SO | 29 | 68 | 103 | 171 | 5.9 |
| 8. Shewmake, Thomas-CSUN | JR | 28 | 46 | 111 | 157 | 5.6 |
| 9. Turner, Glenn-UCSB | JR | 23 | 44 | 84 | 128 | 5.6 |
| 10. Stephenson, Gabe-CP | SR | 29 | 69 | 91 | 160 | 5.5 |
| 11. Williams, Steve-UCR | SR | 27 | 50 | 87 | 137 | 5.1 |
| 12. Robinson, Frank-CSF | SO | 29 | 47 | 100 | 147 | 5.1 |
| 13. Dawson, Mark-LBSU | JR | 29 | 61 | 79 | 140 | 4.8 |
| 14. Nixon, Aaron-LBSU | JR | 29 | 36 | 103 | 139 | 4.8 |
| 15. Brown, Anthony-PAC | FR | 30 | 48 | 95 | 143 | 4.8 |

STEALS

| Player-Team | YR | G | Stls. | Avg/G |
|--------------------------|----|----|-------|-------|
| 1. Robinson, Frank-CSF | SO | 29 | 48 | 1.66 |
| 2. Brown, Bobby-CSF | JR | 29 | 45 | 1.55 |
| 3. Thomas, Chaz-CP | FR | 29 | 42 | 1.45 |
| 4. Johnson, Kejuan-LBSU | JR | 23 | 33 | 1.43 |
| 5. Heard, Jonathan-CSUN | SO | 28 | 39 | 1.39 |
| 6. Porter, Rickey-UCR | SR | 28 | 37 | 1.32 |
| 7. Fitzgerald, Aaron-UCI | SR | 29 | 38 | 1.31 |
| 8. Cunningham, Larry-UCR | SO | 28 | 34 | 1.21 |
| 9. Houston, Kevin-LBSU | JR | 30 | 36 | 1.20 |
| 10. Efevberha, Mike-CSUN | JR | 28 | 33 | 1.18 |

BLOCKS

| Player-Team | YR | G | Blks. | Avg/G |
|----------------------------|----|----|-------|-------|
| 1. Turner, Glenn-UCSB | JR | 23 | 32 | 1.39 |
| 2. Dawson, Mark-LBSU | JR | 29 | 36 | 1.24 |
| 3. Goettsche, Cameron-UCSB | SR | 29 | 34 | 1.17 |
| 4. Shewmake, Thomas-CSUN | JR | 28 | 32 | 1.14 |
| 5. Burns, Justin-CSF | JR | 29 | 27 | 0.93 |
| 6. Misko, David-UCR | SR | 28 | 23 | 0.82 |
| 7. Sanders, Patrick-UCI | SO | 23 | 16 | 0.70 |
| 8. Metelski, Adam-UCI | SR | 27 | 18 | 0.67 |
| Kelley, Mark-UCI | JR | 24 | 16 | 0.67 |
| 10. Maraker, Christian-PAC | SR | 32 | 21 | 0.66 |

3-POINT FIELD GOALS MADE

| Player-Team | YR | G | 3FG | Avg/G |
|--------------------------|----|----|-----|-------|
| 1. Hodges, Jibril-LBSU | SR | 30 | 87 | 2.90 |
| 2. Schraeder, Ross-UCI | SR | 29 | 74 | 2.55 |
| 3. Brown, Bobby-CSF | JR | 29 | 72 | 2.48 |
| 4. Porter, Rickey-UCR | SR | 28 | 67 | 2.39 |
| 5. Whiten, Dawin-CP | SO | 27 | 64 | 2.37 |
| 6. Webb, Mike-PAC | SR | 32 | 70 | 2.19 |
| 7. Campbell, Nic-UCI | JR | 29 | 61 | 2.10 |
| 8. Harper, Jermaine-CSF | SR | 29 | 60 | 2.07 |
| 9. Gray, Johnny-PAC | SR | 32 | 66 | 2.06 |
| 10. Efevberha, Mike-CSUN | JR | 28 | 57 | 2.04 |

ASSIST/TURNOVER RATIO

| Player-Team | YR | G | Asst. | Avg. | Turn | Avg. | Ratio |
|---------------------------|----|----|-------|------|------|------|-------|
| 1. Altheimer, Bakari-CSUN | SR | 27 | 91 | 3.4 | 48 | 1.8 | 1.90 |
| 2. Fitzgerald, Aaron-UCI | SR | 29 | 190 | 6.6 | 103 | 3.6 | 1.84 |
| 3. Brown, Bobby-CSF | JR | 29 | 132 | 4.6 | 96 | 3.3 | 1.38 |
| 4. Houston, Kevin-LBSU | JR | 30 | 98 | 3.3 | 72 | 2.4 | 1.36 |
| 5. Gray, Johnny-PAC | SR | 32 | 100 | 3.1 | 78 | 2.4 | 1.28 |
| 6. Johnson, Kejuan-LBSU | JR | 23 | 73 | 3.2 | 64 | 2.8 | 1.14 |
| 7. Porter, Rickey-UCR | SR | 28 | 92 | 3.3 | 88 | 3.1 | 1.05 |

2005-06 FINAL STATISTICS

FINAL CONFERENCE STATISTICS - TEAM

SCORING OFFENSE

| Team | G | W-L | Pts | Avg. |
|-------------------------|----|------|------|------|
| 1. Long Beach State | 14 | 9-5 | 1144 | 81.7 |
| 2. Cal State Fullerton | 14 | 5-9 | 1060 | 75.7 |
| 3. Pacific | 14 | 12-2 | 1023 | 73.1 |
| 4. UC Irvine | 14 | 10-4 | 958 | 68.4 |
| 5. Cal State Northridge | 14 | 4-10 | 951 | 67.9 |
| 6. UC Riverside | 14 | 3-11 | 922 | 65.9 |
| 7. UC Santa Barbara | 14 | 6-8 | 921 | 65.8 |
| 8. Cal Poly | 14 | 7-7 | 920 | 65.7 |

SCORING DEFENSE

| Team | G | Pts | Avg. |
|-------------------------|----|------|------|
| 1. Pacific | 14 | 870 | 62.1 |
| 2. UC Irvine | 14 | 883 | 63.1 |
| 3. Cal Poly | 14 | 928 | 66.3 |
| 4. UC Santa Barbara | 14 | 961 | 68.6 |
| 5. Cal State Northridge | 14 | 1044 | 74.6 |
| 6. UC Riverside | 14 | 1061 | 75.8 |
| 7. Long Beach State | 14 | 1075 | 76.8 |
| 8. Cal State Fullerton | 14 | 1077 | 76.9 |

SCORING MARGIN

| Team | G | Off | Def | Mar. |
|-------------------------|----|------|------|-------|
| 1. Pacific | 14 | 73.1 | 62.1 | +10.9 |
| 2. UC Irvine | 14 | 68.4 | 63.1 | +5.4 |
| 3. Long Beach State | 14 | 81.7 | 76.8 | +4.9 |
| 4. Cal Poly | 14 | 65.7 | 66.3 | -0.6 |
| 5. Cal State Fullerton | 14 | 75.7 | 76.9 | -1.2 |
| 6. UC Santa Barbara | 14 | 65.8 | 68.6 | -2.9 |
| 7. Cal State Northridge | 14 | 67.9 | 74.6 | -6.6 |
| 8. UC Riverside | 14 | 65.9 | 75.8 | -9.9 |

FREE THROW PERCENTAGE

| Team | G | FTM | FTA | Pct. |
|-------------------------|----|-----|-----|------|
| 1. UC Santa Barbara | 14 | 206 | 269 | .766 |
| 2. UC Irvine | 14 | 173 | 235 | .736 |
| 3. Pacific | 14 | 181 | 246 | .736 |
| 4. Long Beach State | 14 | 214 | 296 | .723 |
| 5. UC Riverside | 14 | 193 | 270 | .715 |
| 6. Cal State Northridge | 14 | 213 | 299 | .712 |
| 7. Cal State Fullerton | 14 | 167 | 236 | .708 |
| 8. Cal Poly | 14 | 167 | 240 | .696 |

FIELD GOAL PERCENTAGE

| Team | G | FGM | FGA | Pct. |
|-------------------------|----|-----|-----|------|
| 1. Pacific | 14 | 375 | 782 | .480 |
| 2. UC Irvine | 14 | 332 | 711 | .467 |
| 3. Cal State Fullerton | 14 | 394 | 846 | .466 |
| 4. Long Beach State | 14 | 413 | 922 | .448 |
| 5. Cal State Northridge | 14 | 328 | 763 | .430 |
| 6. UC Santa Barbara | 14 | 320 | 746 | .429 |
| 7. Cal Poly | 14 | 316 | 762 | .415 |
| 8. UC Riverside | 14 | 330 | 816 | .404 |

FIELD GOAL PERCENTAGE DEFENSE

| Team | G | FGM | FGA | Pct. |
|-------------------------|----|-----|-----|------|
| 1. Pacific | 14 | 324 | 787 | .412 |
| 2. UC Irvine | 14 | 328 | 790 | .415 |
| 3. Cal Poly | 14 | 329 | 767 | .429 |
| 4. Long Beach State | 14 | 378 | 860 | .440 |
| 5. UC Riverside | 14 | 382 | 851 | .449 |
| 6. UC Santa Barbara | 14 | 341 | 755 | .452 |
| 7. Cal State Fullerton | 14 | 382 | 813 | .470 |
| 8. Cal State Northridge | 14 | 344 | 725 | .474 |

3-POINT FIELD GOAL PERCENTAGE

| Team | G | FGM | FGA | Pct. |
|-------------------------|----|-----|-----|------|
| 1. UC Irvine | 14 | 121 | 297 | .407 |
| 2. Cal State Fullerton | 14 | 105 | 274 | .383 |
| 3. Pacific | 14 | 92 | 243 | .379 |
| 4. Cal Poly | 14 | 121 | 336 | .360 |
| 5. Cal State Northridge | 14 | 82 | 232 | .353 |
| 6. UC Santa Barbara | 14 | 75 | 238 | .315 |
| 7. Long Beach State | 14 | 104 | 342 | .304 |
| 8. UC Riverside | 14 | 69 | 227 | .304 |

3-POINT FIELD GOAL PCT. DEFENSE

| Team | G | FGM | FGA | Pct. |
|-------------------------|----|-----|-----|------|
| 1. UC Riverside | 14 | 77 | 262 | .294 |
| 2. UC Irvine | 14 | 88 | 284 | .310 |
| 3. Pacific | 14 | 99 | 296 | .334 |
| 4. Long Beach State | 14 | 87 | 260 | .335 |
| 5. UC Santa Barbara | 14 | 106 | 292 | .363 |
| 6. Cal Poly | 14 | 86 | 231 | .372 |
| 7. Cal State Fullerton | 14 | 112 | 281 | .399 |
| 8. Cal State Northridge | 14 | 114 | 283 | .403 |

REBOUNDING

| Team | G | Reb. | Avg. |
|-------------------------|----|------|------|
| 1. Long Beach State | 14 | 516 | 36.9 |
| 2. UC Riverside | 14 | 508 | 36.3 |
| 3. Cal State Fullerton | 14 | 497 | 35.5 |
| 4. Pacific | 14 | 492 | 35.1 |
| 5. Cal Poly | 14 | 486 | 34.7 |
| 6. UC Irvine | 14 | 476 | 34.0 |
| 7. UC Santa Barbara | 14 | 459 | 32.8 |
| 8. Cal State Northridge | 14 | 427 | 30.5 |

OPPONENT REBOUNDS

| Team | G | Reb. | Avg. |
|-------------------------|----|------|------|
| 1. UC Irvine | 14 | 445 | 31.8 |
| 2. Pacific | 14 | 448 | 32.0 |
| 3. UC Santa Barbara | 14 | 450 | 32.1 |
| 4. Cal State Fullerton | 14 | 459 | 32.8 |
| 5. Cal Poly | 14 | 467 | 33.4 |
| 6. Cal State Northridge | 14 | 479 | 34.2 |
| 7. UC Riverside | 14 | 546 | 39.0 |
| 8. Long Beach State | 14 | 567 | 40.5 |

REBOUNDING MARGIN

| Team | G | TM | Avg. | Opp. | Avg. | Mar. |
|--------------|----|-----|------|------|------|------|
| 1. Pacific | 14 | 492 | 35.1 | 448 | 32.0 | +3.1 |
| 2. CSF | 14 | 497 | 35.5 | 459 | 32.8 | +2.7 |
| 3. UC Irvine | 14 | 476 | 34.0 | 445 | 31.8 | +2.2 |
| 4. Cal Poly | 14 | 486 | 34.7 | 467 | 33.4 | +1.4 |
| 5. UCSB | 14 | 459 | 32.8 | 450 | 32.1 | +0.6 |
| 6. UCR | 14 | 508 | 36.3 | 546 | 39.0 | -2.7 |
| 7. LBSU | 14 | 516 | 36.9 | 567 | 40.5 | -3.6 |
| 8. CSUN | 14 | 427 | 30.5 | 479 | 34.2 | -3.7 |

TURNOVER MARGIN

| Team | G | TM | Avg. | Opp. | Avg. | Mar. |
|--------------|----|-----|------|------|------|------|
| 1. LBSU | 14 | 204 | 14.6 | 255 | 18.2 | +3.6 |
| 2. Pacific | 14 | 166 | 11.9 | 199 | 14.2 | +2.4 |
| 3. CSUN | 14 | 217 | 15.5 | 246 | 17.6 | +2.1 |
| 4. UCSB | 14 | 177 | 12.6 | 175 | 12.5 | -0.1 |
| 5. CSF | 14 | 206 | 14.7 | 189 | 13.5 | -1.2 |
| 6. Cal Poly | 14 | 190 | 13.6 | 169 | 12.1 | -1.5 |
| 7. UC Irvine | 14 | 199 | 14.2 | 167 | 11.9 | -2.3 |
| 8. UCR | 14 | 235 | 16.8 | 194 | 13.9 | -2.9 |

BLOCKED SHOTS

| Team | G | Blks. | Avg. |
|------------------------|----|-------|------|
| 1. Long Beach State | 14 | 39 | 2.79 |
| Cal State Northridge | 14 | 39 | 2.79 |
| 3. UC Irvine | 14 | 37 | 2.64 |
| 4. UC Santa Barbara | 14 | 34 | 2.43 |
| 5. UC Riverside | 14 | 31 | 2.21 |
| 6. Cal Poly | 14 | 29 | 2.07 |
| 7. Cal State Fullerton | 14 | 25 | 1.79 |
| 8. Pacific | 14 | 24 | 1.71 |

STEALS

| Team | G | Stls. | Avg. |
|-------------------------|----|-------|------|
| 1. Long Beach State | 14 | 112 | 8.00 |
| 2. Cal State Northridge | 14 | 107 | 7.64 |
| 3. UC Riverside | 14 | 92 | 6.57 |
| Pacific | 14 | 92 | 6.57 |
| 5. Cal Poly | 14 | 87 | 6.21 |
| 6. Cal State Fullerton | 14 | 84 | 6.00 |
| 7. UC Santa Barbara | 14 | 81 | 5.79 |
| 8. UC Irvine | 14 | 70 | 5.00 |

3-POINT FIELD GOALS MADE

| Team | G | 3FG | Avg. |
|-------------------------|----|-----|------|
| 1. Cal Poly | 14 | 121 | 8.64 |
| UC Irvine | 14 | 121 | 8.64 |
| 3. Cal State Fullerton | 14 | 105 | 7.50 |
| 4. Long Beach State | 14 | 104 | 7.43 |
| 5. Pacific | 14 | 92 | 6.57 |
| 6. Cal State Northridge | 14 | 82 | 5.86 |
| 7. UC Santa Barbara | 14 | 75 | 5.36 |
| 8. UC Riverside | 14 | 69 | 4.93 |

2005-06 FINAL STATISTICS

FINAL CONFERENCE STATISTICS - INDIVIDUAL

SCORING

| Player-Team | YR | G | FG | 3FG | FT | Pts | Avg/G |
|---------------------------|----|----|----|-----|----|-----|-------|
| 1. Maraker, Christian-PAC | SR | 14 | 89 | 13 | 37 | 228 | 16.3 |
| 2. Gray, Johnny-PAC | SR | 14 | 82 | 25 | 33 | 222 | 15.9 |
| 3. Brown, Bobby-CSF | JR | 14 | 79 | 24 | 38 | 220 | 15.7 |
| 4. Brown, Jamaal-CSF | SR | 14 | 86 | 6 | 38 | 216 | 15.4 |
| 5. Hodges, Jibril-LBSU | SR | 14 | 75 | 41 | 22 | 213 | 15.2 |
| 6. Efevberha, Mike-CSUN | JR | 14 | 66 | 27 | 44 | 203 | 14.5 |
| 7. Stockalper, Derek-CP | JR | 14 | 76 | 27 | 21 | 200 | 14.3 |
| Devine, Chris-UCSB | SO | 14 | 74 | 3 | 49 | 200 | 14.3 |
| 9. Nixon, Aaron-LBSU | JR | 13 | 68 | 13 | 31 | 180 | 13.8 |
| 10. Porter, Rickey-UCR | SR | 14 | 61 | 30 | 35 | 187 | 13.4 |
| 11. Brown, Cecil-UCSB | SR | 13 | 60 | 20 | 32 | 172 | 13.2 |
| 12. Fitzgerald, Aaron-UCI | SR | 14 | 54 | 23 | 43 | 174 | 12.4 |
| 13. Heard, Jonathan-CSUN | SO | 14 | 59 | 10 | 44 | 172 | 12.3 |
| 14. Hawkins, Shawn-LBSU | SR | 14 | 63 | 17 | 28 | 171 | 12.2 |
| 15. Chitwood, Calvin-CSUN | SO | 14 | 67 | 2 | 28 | 164 | 11.7 |
| Johnson, Kejuan-LBSU | JR | 14 | 57 | 20 | 30 | 164 | 11.7 |

FIELD GOAL PERCENTAGE (Min. 4.0 made per game)

| Player-Team | YR | G | FG | FGA | Pct. |
|---------------------------|----|----|----|-----|------|
| 1. Chitwood, Calvin-CSUN | SO | 14 | 67 | 123 | .545 |
| 2. Devine, Chris-UCSB | SO | 14 | 74 | 139 | .532 |
| 3. Brown, Jamaal-CSF | SR | 14 | 86 | 162 | .531 |
| 4. Gray, Johnny-PAC | SR | 14 | 82 | 164 | .500 |
| 5. Stockalper, Derek-CP | JR | 14 | 76 | 153 | .497 |
| 6. Robinson, Frank-CSF | SO | 14 | 58 | 118 | .492 |
| 7. Maraker, Christian-PAC | SR | 14 | 89 | 185 | .481 |
| 8. Heard, Jonathan-CSUN | SO | 14 | 59 | 125 | .472 |
| 9. Johnson, Kejuan-LBSU | JR | 14 | 57 | 122 | .467 |
| 10. Hawkins, Shawn-LBSU | SR | 14 | 63 | 141 | .447 |

FREE THROW PERCENTAGE (Min. 2.0 made per game)

| Player-Team | YR | G | FT | FTA | Pct. |
|---------------------------|----|----|----|-----|------|
| 1. Gray, Johnny-PAC | SR | 14 | 33 | 37 | .892 |
| 2. Esparza, Anthony-PAC | JR | 14 | 31 | 35 | .886 |
| 3. Cunningham, Larry-UCR | SO | 14 | 47 | 54 | .870 |
| 4. Darby, Louis-LBSU | JR | 14 | 39 | 47 | .830 |
| 5. Brown, Cecil-UCSB | SR | 13 | 32 | 39 | .821 |
| 6. Fells, Darren-UCI | SO | 14 | 31 | 38 | .816 |
| 7. Maraker, Christian-PAC | SR | 14 | 37 | 47 | .787 |
| 8. Efevberha, Mike-CSUN | JR | 14 | 44 | 56 | .786 |
| 9. Harris, Alex-UCSB | SO | 14 | 43 | 55 | .782 |
| 10. Devine, Chris-UCSB | SO | 14 | 49 | 63 | .778 |
| Houston, Kevin-LBSU | JR | 14 | 28 | 36 | .778 |

3-POINT FIELD GOAL PERCENTAGE (Min. 1.0 made per game)

| Player-Team | YR | G | 3FG | FGA | Pct. |
|--------------------------|----|----|-----|-----|------|
| 1. Robinson, Frank-CSF | SO | 14 | 25 | 53 | .472 |
| 2. Templeton, Adam-UCI | FR | 14 | 16 | 35 | .457 |
| 3. Fitzgerald, Aaron-UCI | SR | 14 | 23 | 51 | .451 |
| 4. Harper, Jermaine-CSF | SR | 14 | 35 | 78 | .449 |
| 5. Clark, Trae-CP | FR | 14 | 21 | 47 | .447 |
| 6. Johnson, Kejuan-LBSU | JR | 14 | 20 | 45 | .444 |
| 7. Schraeder, Ross-UCI | SR | 14 | 26 | 59 | .441 |

ASSISTS

| Player-Team | YR | G | Asts. | Avg/G |
|---------------------------|----|----|-------|-------|
| 1. Fitzgerald, Aaron-UCI | SR | 14 | 95 | 6.79 |
| 2. Brown, Bobby-CSF | JR | 14 | 55 | 3.93 |
| 3. Houston, Kevin-LBSU | JR | 14 | 53 | 3.79 |
| 4. Altheimer, Bakari-CSUN | SR | 13 | 45 | 3.46 |
| 5. Porter, Rickey-UCR | SR | 14 | 46 | 3.29 |
| 6. Johnson, Kejuan-LBSU | JR | 14 | 45 | 3.21 |
| 7. Nixon, Aaron-LBSU | JR | 13 | 40 | 3.08 |
| 8. Thomas, Chaz-CP | FR | 14 | 41 | 2.93 |
| 9. Gray, Johnny-PAC | SR | 14 | 40 | 2.86 |
| 10. Esparza, Anthony-PAC | JR | 14 | 39 | 2.79 |

REBOUNDING

| Player-Team | YR | G | OFF | DEF | TOT | Avg/G |
|---------------------------|----|----|-----|-----|-----|-------|
| 1. Maraker, Christian-PAC | SR | 14 | 33 | 103 | 136 | 9.7 |
| 2. Brown, Jamaal-CSF | SR | 14 | 22 | 96 | 118 | 8.4 |
| 3. Stockalper, Derek-CP | JR | 14 | 34 | 75 | 109 | 7.8 |
| 4. Devine, Chris-UCSB | SO | 14 | 40 | 58 | 98 | 7.0 |
| 5. Hawkins, Shawn-LBSU | SR | 14 | 26 | 63 | 89 | 6.4 |
| Fells, Darren-UCI | SO | 14 | 25 | 64 | 89 | 6.4 |
| 7. Turner, Glenn-UCSB | JR | 13 | 29 | 51 | 80 | 6.2 |
| 8. Burns, Justin-CSF | JR | 14 | 31 | 52 | 83 | 5.9 |
| 9. Brown, Anthony-PAC | FR | 14 | 23 | 57 | 80 | 5.7 |
| 10. Dawson, Mark-LBSU | JR | 13 | 33 | 36 | 69 | 5.3 |
| 11. Chitwood, Calvin-CSUN | SO | 14 | 34 | 38 | 72 | 5.1 |
| 12. Nixon, Aaron-LBSU | JR | 13 | 14 | 52 | 66 | 5.1 |
| 13. Stephenson, Gabe-CP | SR | 14 | 32 | 39 | 71 | 5.1 |
| 14. Esparza, Anthony-PAC | JR | 14 | 28 | 38 | 66 | 4.7 |
| 15. Williams, Steve-UCR | SR | 13 | 19 | 42 | 61 | 4.7 |

STEALS

| Player-Team | YR | G | Stls. | Avg/G |
|---------------------------|----|----|-------|-------|
| 1. Thomas, Chaz-CP | FR | 14 | 22 | 1.57 |
| Johnson, Kejuan-LBSU | JR | 14 | 22 | 1.57 |
| 3. Webb, Mike-PAC | SR | 14 | 21 | 1.50 |
| 4. Nixon, Aaron-LBSU | JR | 13 | 18 | 1.38 |
| 5. Heard, Jonathan-CSUN | SO | 14 | 19 | 1.36 |
| Devine, Chris-UCSB | SO | 14 | 19 | 1.36 |
| Robinson, Frank-CSF | SO | 14 | 19 | 1.36 |
| 8. Houston, Kevin-LBSU | JR | 14 | 17 | 1.21 |
| 9. Altheimer, Bakari-CSUN | SR | 13 | 15 | 1.15 |
| 10. Hodges, Jibril-LBSU | SR | 14 | 16 | 1.14 |
| Whiten, Dawin-CP | SO | 14 | 16 | 1.14 |
| Brown, Bobby-CSF | JR | 14 | 16 | 1.14 |

BLOCKS

| Player-Team | YR | G | Blks. | Avg/G |
|----------------------------|----|----|-------|-------|
| 1. Turner, Glenn-UCSB | JR | 13 | 14 | 1.08 |
| 2. Shewmake, Thomas-CSUN | JR | 14 | 14 | 1.00 |
| 3. Goettsche, Cameron-UCSB | SR | 14 | 13 | 0.93 |
| 4. Dawson, Mark-LBSU | JR | 13 | 12 | 0.92 |
| 5. Stephenson, Gabe-CP | SR | 14 | 12 | 0.86 |
| Sanders, Patrick-UCI | SO | 14 | 12 | 0.86 |
| 7. Maraker, Christian-PAC | SR | 14 | 10 | 0.71 |
| Misko, David-UCR | SR | 14 | 10 | 0.71 |
| Burns, Justin-CSF | JR | 14 | 10 | 0.71 |
| 10. Shelton, Titus-CP | FR | 12 | 8 | 0.67 |

3-POINT FIELD GOALS MADE

| Player-Team | YR | G | 3FG | Avg/G |
|-------------------------|----|----|-----|-------|
| 1. Hodges, Jibril-LBSU | SR | 14 | 41 | 2.93 |
| 2. Harper, Jermaine-CSF | SR | 14 | 35 | 2.50 |
| 3. Whiten, Dawin-CP | SO | 14 | 33 | 2.36 |
| 4. Webb, Mike-PAC | SR | 14 | 32 | 2.29 |
| 5. Porter, Rickey-UCR | SR | 14 | 30 | 2.14 |
| 6. Stockalper, Derek-CP | JR | 14 | 27 | 1.93 |
| Efevberha, Mike-CSUN | JR | 14 | 27 | 1.93 |
| 8. Schraeder, Ross-UCI | SR | 14 | 26 | 1.86 |
| 9. See, Joe-UCSB | SR | 14 | 25 | 1.79 |
| Robinson, Frank-CSF | SO | 14 | 25 | 1.79 |
| Gray, Johnny-PAC | SR | 14 | 25 | 1.79 |

ASSIST/TURNOVER RATIO

| Player-Team | YR | G | Asst. | Avg. | Turn | Avg. | Ratio |
|---------------------------|----|----|-------|------|------|------|-------|
| 1. Altheimer, Bakari-CSUN | SR | 13 | 45 | 3.5 | 18 | 1.4 | 2.50 |
| 2. Fitzgerald, Aaron-UCI | SR | 14 | 95 | 6.8 | 50 | 3.6 | 1.90 |
| 3. Houston, Kevin-LBSU | JR | 14 | 53 | 3.8 | 33 | 2.4 | 1.61 |
| 4. Nixon, Aaron-LBSU | JR | 13 | 40 | 3.1 | 32 | 2.5 | 1.25 |
| 5. Brown, Bobby-CSF | JR | 14 | 55 | 3.9 | 48 | 3.4 | 1.15 |
| 6. Porter, Rickey-UCR | SR | 14 | 46 | 3.3 | 43 | 3.1 | 1.07 |

2005-06 SUPERLATIVES

BIG WEST SUPERLATIVES

TEAM HIGHS

POINTS

- 117 Cal State Northridge vs Hope International (12/01/05)
- 111 UC Riverside vs Puget Sound (12/21/05)
- 108 Long Beach State vs San Francisco State (11/27/05)
- 108 Long Beach State at Manhattan College (02/18/06)

FIELD GOALS MADE

- 39 UC Riverside vs Puget Sound (12/21/05)
- 38 Cal State Fullerton at San Francisco (12/10/05)
- 38 Cal State Fullerton vs Long Beach State (01/19/06)
- 38 Long Beach State at UC Irvine (3/04/06)

FIELD GOAL ATTEMPTS

- 81 Cal State Fullerton at UC Davis (01/28/06)
- 79 UC Riverside at Washington State (11/19/05)
- 79 Long Beach State at Cal State Fullerton (01/19/06)

FIELD GOAL PERCENTAGE

- .638 (37-58) UC Irvine vs Mississippi Valley State (11/11/05)
- .617 (37-60) Pacific at UC Riverside (2/11/06)
- .610 (36-59) Long Beach State vs San Francisco State (11/27/05)

THREE POINT FIELD GOALS MADE

- 17 Long Beach State vs UC Irvine (3/10/06)
- 15 UC Riverside vs UC Davis (3/4/06)
- 14 UC Irvine vs Santa Clara (11/22/05)
- 14 Long Beach State at Cal State Fullerton (01/19/06)
- 14 Long Beach State vs Cal State Fullerton (02/15/06)
- 14 Pacific vs Cal State Northridge (2/22/06)
- 14 Cal Poly at Cal State Northridge (03/02/06)

THREE POINT FIELD GOAL ATTEMPTS

- 37 Cal Poly at Cal State Northridge (03/02/06)
- 34 Long Beach State at Cal State Fullerton (01/19/06)
- 34 Long Beach State vs UC Irvine (3/10/06)
- 34 Long Beach State vs Pacific (3/11/06)

THREE POINT FIELD GOAL PERCENTAGE

- .688 (11-16) UC Santa Barbara vs San Francisco (11/18/05)
- .632 (12-19) UC Irvine vs Mississippi Valley State (11/11/05)
- .619 (13-21) Long Beach State at Portland (12/03/05)
- .611 (11-18) Long Beach State vs San Francisco State (11/27/05)

FREE THROWS MADE

- 35 Cal State Northridge vs Hope International (12/01/05)
- 33 Long Beach State vs Loyola Marymount (11/30/05)
- 32 UC Santa Barbara at Cal State Northridge (03/04/06)

FREE THROW ATTEMPTS

- 48 Long Beach State vs Loyola Marymount (11/30/05)
- 47 UC Riverside vs Puget Sound (12/21/05)
- 42 Cal State Northridge vs Hope International (12/01/05)

FREE THROW PERCENTAGE (min. 10 made)

- 1.000 (10-10) Cal State Fullerton vs Cal Poly (01/02/06)
- 1.000 (13-13) Long Beach State at Cal State Fullerton (01/19/06)
- 1.000 (21-21) UC Irvine at UC Davis (02/23/06)

REBOUNDS

- 61 Cal State Fullerton vs Hope International (11/20/05)
- 55 UC Riverside vs Puget Sound (12/21/05)
- 52 Cal State Fullerton at UC Davis (01/28/06)

ASSISTS

- 30 Cal State Northridge vs Hope International (12/01/05)
- 29 UC Irvine vs Mississippi Valley State (11/11/05)
- 26 Pacific vs Fresno State (12/17/05)

STEALS

- 19 Cal State Northridge vs Tulsa (11/22/05)
- 19 UC Riverside vs Eastern Washington (12/10/05)
- 16 Cal State Northridge vs Hope International (12/01/05)
- 16 Long Beach State at UC Irvine (3/04/06)

BLOCKED SHOTS

- 11 UC Irvine at Pacific (2/02/06)
- 9 UC Santa Barbara vs UC Davis (2/2/06)
- 9 UC Santa Barbara vs UC Riverside (03/08/06)

INDIVIDUAL HIGHS

POINTS

- 40 Porter, Rickey (UC Riverside) at Pacific (01/07/06)
- 39 Efevberha, Mike (Cal State Northridge) vs Cal State Fullerton (01/07/06)
- 36 Efevberha, Mike (Cal State Northridge) vs Tulsa (11/22/05)
- 36 Brown, Jamaal (Cal State Fullerton) at San Francisco (12/10/05)

FIELD GOALS MADE

- 15 Brown, Jamaal (Cal State Fullerton) at San Francisco (12/10/05)
- 14 Efevberha, Mike (Cal State Northridge) vs Tulsa (11/22/05)
- 14 Maraker, Christian (Pacific) at Western Kentucky (12/10/05)
- 14 Nixon, Aaron (Long Beach State) at UC Davis (02/25/06)

FIELD GOAL ATTEMPTS

- 28 Brown, Bobby (Cal State Fullerton) vs Texas-San Antonio (12/27/05)
- 26 Brown, Jamaal (Cal State Fullerton) at San Francisco (12/10/05)
- 25 Efevberha, Mike (Cal State Northridge) vs Tulsa (11/22/05)

FIELD GOAL PERCENTAGE

- .917 (11-12) Schraeder, Ross (UC Irvine) at Colorado (12/17/05)
- .875 (7-8) Nunez, Gary (Cal State Fullerton) vs Hope International (11/20/05)
- .875 (7-8) Chitwood, Calvin (Cal State Northridge) at UC Davis (02/14/06)

THREE POINT FIELD GOALS MADE

- 8 Efevberha, Mike (Cal State Northridge) vs Cal State Fullerton (01/07/06)
- 8 Webb, Mike (Pacific) vs Cal State Northridge (2/22/06)
- 7 Porter, Rickey (UC Riverside) at Pacific (01/07/06)

THREE POINT FIELD GOAL ATTEMPTS

- 15 Brown, Bobby (Cal State Fullerton) vs Cal Poly (01/02/06)
- 13 Brown, Bobby (Cal State Fullerton) vs Texas-San Antonio (12/27/05)
- 13 Schraeder, Ross (UC Irvine) vs Arkansas-Monticello (12/29/05)
- 13 Hodges, Jibril (Long Beach State) at UC Santa Barbara (1/7/06)
- 13 Webb, Mike (Pacific) vs Cal State Northridge (2/22/06)

THREE POINT FIELD GOAL PERCENTAGE

- 1.000 (7-7) Porter, Rickey (UC Riverside) at Pacific (01/07/06)
- 1.000 (5-5) Williams, Steve (UC Riverside) vs UC Davis (3/4/06)
- .833 (5-6) See, Joe (UC Santa Barbara) vs San Francisco (11/18/05)
- .833 (5-6) Schraeder, Ross (UC Irvine) vs Long Beach State (3/04/06)

FREE THROWS MADE

- 16 Stephenson, Gabe (Cal Poly) vs UC San Diego (11/18/05)
- 12 Burns, Justin (Cal State Fullerton) at Cal State Northridge (01/07/06)
- 12 Stephenson, Gabe (Cal Poly) at Saint Mary's (02/18/06)
- 12 Brown, Cecil (UC Santa Barbara) at San Jose State (2/18/06)
- 12 Devine, Chris (UC Santa Barbara) at Cal State Northridge (03/04/06)
- 12 Maraker, Christian (Pacific) vs Boston College (03/16/06)

FREE THROW ATTEMPTS

- 20 Burns, Justin (Cal State Fullerton) at Cal State Northridge (01/07/06)
- 18 Stephenson, Gabe (Cal Poly) vs UC San Diego (11/18/05)
- 15 Efevberha, Mike (Cal State Northridge) vs Illinois State (12/17/05)

FREE THROW PERCENTAGE (min. 10 made)

- 1.000 (12-12) Brown, Cecil (UC Santa Barbara) at San Jose State (2/18/06)
- 1.000 (10-10) Schraeder, Ross (UC Irvine) at Pepperdine (11/26/05)
- 1.000 (10-10) Hawkins, Shawn (Long Beach State) at Manhattan College (02/18/06)

REBOUNDS

- 19 Dawson, Mark (Long Beach State) vs UC Riverside (03/02/06)
- 16 Shewmake, Thomas (Cal State Northridge) vs Northeastern (11/25/05)
- 16 Burns, Justin (Cal State Fullerton) at UC Davis (01/28/06)
- 16 Maraker, Christian (Pacific) vs UC Santa Barbara (03/02/06)
- 15 Williams, Steve (UC Riverside) vs UC Davis (3/4/06)
- 15 Dawson, Mark (Long Beach State) vs Pacific (3/11/06)

ASSISTS

- 14 Fitzgerald, Aaron (UC Irvine) vs Mississippi Valley State (11/11/05)
- 10 Fitzgerald, Aaron (UC Irvine) vs Long Beach State (3/04/06)
- 10 Fitzgerald, Aaron (UC Irvine) vs Long Beach State (3/10/06)

STEALS

- 7 Efevberha, Mike (Cal State Northridge) vs Tulsa (11/22/05)
- 6 Johnson, Kejuan (Long Beach State) vs UC Irvine (01/28/06)

BLOCKED SHOTS

- 6 Dawson, Mark (Long Beach State) at UC Davis (02/25/06)
- 6 Goettsche, Cameron (UC Santa Barbara) vs UC Riverside (03/08/06)
- 5 Burns, Justin (Cal State Fullerton) at UC Davis (01/28/06)
- 5 Turner, Glenn (UC Santa Barbara) vs UC Davis (2/2/06)

**B
I
G
W
E
S
T
R
E
C
O
R
D
B
O
O
K**

2006-07
MEN'S BASKETBALL
MEDIA
GUIDE

2006-07

BIG WEST
CONFERENCE

INDIVIDUAL RECORDS

SCORING

POINTS

| | | | |
|-------------------------------------|-------------------|-------------------------------|---------|
| Game: | 53 (19 fg, 15 ft) | Raymond Lewis, CSULA vs. LBSU | 2-23-73 |
| Half: | 29 | Scott Brooks, UCI vs. USU | 1-8-87 |
| | 29 | Raymond Tutt, UCSB vs. UCI | 2-27-97 |
| OT: | 13 (2 ot) | Raymond Lewis, CSULA vs. LBSU | 2-23-73 |
| Season, All Games: | 903 | Armon Gilliam, UNLV | 1987 |
| (359 FG, 185 FT, 39 games) | | | |
| Season, Conference: | 507 | J.R. Rider, UNLV | 1993 |
| (175 FG, (34 3-P) 123 FT, 18 games) | | | |
| Career: | 2,312 | Lucious Harris, LBSU | 1990-93 |

AVERAGE PER GAME

| | | | |
|--------------------------|------|----------------------|---------|
| Season, All Games: | 32.9 | Raymond Lewis, CSULA | 1973 |
| (789 pts. in 24 games) | | | |
| Season, Conference: | 33.7 | Raymond Lewis, CSULA | 1973 |
| (371 pts. in 11 games) | | | |
| Career: | 26.3 | Kevin Magee, UCI | 1981-82 |
| (1,475 pts. in 56 games) | | | |

FIELD GOALS MADE

| | | | |
|---------|-----|-----------------------------------|----------|
| Game: | 20 | Ed Ratleff, LBSU vs. Saint Mary's | 12-10-70 |
| | | Raymond Lewis, CSULA vs. PAC | 3-2-73 |
| | | Kevin Magee, UCI vs. LMU | 12-15-81 |
| Season: | 359 | Armon Gilliam, UNLV | 1987 |
| Career: | 852 | Greg Grant, USU | 1983-86 |

FIELD GOALS ATTEMPTED

| | | | |
|---------|-------|------------------------------|---------|
| Game: | 43 | Raymond Lewis, CSULA vs. PAC | 3-2-73 |
| Season: | 693 | Raymond Lewis, CSULA | 1973 |
| Career: | 1,695 | Lucious Harris, LBSU | 1990-93 |

FIELD GOAL PERCENTAGE (Min. 3.5 FGM/team game)

| | | | |
|---------|----------------|------------------------------------|----------|
| Game: | 1.000 (13-13) | Mate Milisa, LBSU vs. Monterey Bay | 12-22-99 |
| | 1.000 (13-13) | Ricky Butler, UCI vs. LBSU | 2-21-91 |
| Season: | .695 (141-203) | Mike Atkinson, LBSU | 1994 |
| Career: | .656 (552-841) | Kevin Magee, UCI | 1981-82 |

THREE-POINT FIELD GOALS MADE

| | | | |
|---------|-----|---------------------------|---------|
| Game: | 11 | Chris Brown, UCI vs. NMSU | 3-13-94 |
| Season: | 152 | Freddie Banks, UNLV | 1987 |
| Career: | 311 | Adam Jacobsen, PAC | 1994-98 |

THREE-POINT FIELD GOALS AVERAGE PER GAME

| | | | |
|---------|-----|------------------|---------|
| Season: | 4.7 | Chris Brown, UCI | 1994 |
| Career: | 3.5 | Chris Brown, UCI | 1994-95 |

THREE-POINT FIELD GOALS ATTEMPTED

| | | | |
|---------|-----|----------------------------|---------|
| Game: | 21 | Keith Stewart, UCI vs. NEV | 1-9-93 |
| | 21 | Chris Brown, UCI vs. NMSU | 3-13-94 |
| Season: | 358 | Freddie Banks, UNLV | 1987 |
| Career: | 811 | Mike Wozniak, CP | 1996-00 |

THREE-POINT FIELD GOAL PERCENTAGE

(Min. 1.0 FGM/team game)

| | | | |
|---------|---------------|----------------------------|---------|
| Game: | 1.000 (7-7) | Rickey Porter, UCR vs. PAC | 1-7-06 |
| | 1.000 (7-7) | Dylan Rigdon, UCI vs. CSF | 2-24-90 |
| Season: | .519 (40-77) | Mike Doktorczyk, UCI | 1989 |
| Career: | .517 (61-118) | Andre Sims, FSU | 1988-89 |

FREE THROWS MADE

| | | | |
|---------|-----|-----------------------------|---------|
| Game: | 18 | Johnny Rogers, UCI vs. UNLV | 2-15-86 |
| Season: | 211 | Leon Wood, CSF | 1984 |
| Career: | 549 | Lucious Harris, LBSU | 1990-93 |

FREE THROWS ATTEMPTED

| | | | |
|---------|-----|---------------------------------|----------|
| Game: | 22 | Leon Wood, CSF vs. UT-Arlington | 12-19-81 |
| Season: | 263 | Gilbert Wilburn, NMSU | 1986 |
| Career: | 755 | Lucious Harris, LBSU | 1990-93 |

CONSECUTIVE FREE THROWS MADE

| | | | |
|---------|----|-----------------------------------|----------|
| Game: | 17 | Kevin Magee, UCI vs. LBSU | 1-28-82 |
| | 17 | Johnny Rogers, UCI vs. Cincinnati | 12-29-84 |
| Season: | 52 | Vince Washington, USU | 1985 |

FREE THROW PERCENTAGE

| | | | |
|---------|----------------|-----------------------------------|----------|
| Game: | 1.000 (17-17) | Johnny Rogers, UCI vs. Cincinnati | 12-29-84 |
| Season: | .949 (74-78) | Clay McKnight, PAC | 2000 |
| Career: | .898 (168-187) | David Doubley, PAC | 2003-05 |

REBOUNDING

REBOUNDS

| | | | |
|---------------------|-------|---------------------------------|---------|
| Game: | 28 | Michael Jackson, CSULA vs. CSUN | 1-22-71 |
| | 28 | Eric McArthur, UCSB vs. NMSU | 1-11-90 |
| Season, All Games: | 466 | John Gianelli, PAC (26 gms) | 1972 |
| Season, Conference: | 261 | Eric McArthur, UCSB (18 gms) | 1990 |
| Career: | 1,115 | Tony Neal, CSF | 1982-85 |

AVERAGE PER GAME

| | | | |
|---------------------|------|------------------------------------|---------|
| Season, All Games: | 17.9 | John Gianelli, PAC (466 in 26 gms) | 1972 |
| Season, Conference: | 18.8 | John Gianelli, PAC (226 in 12 gms) | 1972 |
| Career: | 13.4 | Michael Jackson, CSULA (45 gms) | 1971-72 |

ASSISTS

| | | | |
|---------|-----|--------------------------|----------|
| Game: | 21 | Mark Wade, UNLV vs. Navy | 12-29-86 |
| | 21 | Leon Wood, CSF vs. LBSU | 1-8-83 |
| | 21 | Leon Wood, CSF vs. UCSB | 3-3-83 |
| Season: | 406 | Mark Wade, UNLV | 1987 |
| Career: | 838 | Greg Anthony, UNLV | 1989-91 |

AVERAGE PER GAME

| | | | |
|---------|------|---------------------------------|---------|
| Season: | 11.0 | Leon Wood, CSF (319 in 29 gms) | 1983 |
| Career: | 9.1 | Mark Wade, UNLV (689 in 76 gms) | 1986-87 |

BLOCKED SHOTS

| | | | |
|---------|-----|-----------------------------|---------|
| Game: | 8 | Babacar Camara, CSF vs. UCR | 2-9-02 |
| | | Steve Shaw, CSF vs. LBSU | 3-4-78 |
| Season: | 89 | Eric McArthur, UCSB | 1990 |
| Career: | 249 | Eric McArthur, UCSB | 1987-90 |

STEALS

| | | | |
|---------|-----|---------------------------------|----------|
| Game: | 11 | Markus Carr, CSUN vs. Dominican | 11-20-01 |
| Season: | 106 | Greg Anthony, UNLV | 1990 |

AVERAGE PER GAME

| | | | |
|---------|-----|----------------------------------|------|
| Season: | 3.8 | Jay Goodman, USU (102 in 27 gms) | 1993 |
|---------|-----|----------------------------------|------|

GAMES PLAYED

| | | | |
|---------|-----|---------------------|---------|
| Season: | 40 | Larry Johnson, UNLV | 1990 |
| Career: | 145 | Stacey Augmon, UNLV | 1988-91 |

TEAM RECORDS

SCORING

MOST POINTS SCORED

| | | | |
|---------------------|------|-----------------------------------|----------|
| Half, Non-Conf.: | 76 | UC Irvine vs. VMI | 11-29-80 |
| Game, Non-Conf.: | 143 | Cal Poly vs. Cal Baptist (143-97) | 12-3-96 |
| Game, Conference: | 142 | UNLV vs. Utah State (142-140) | 1-2-85 |
| Game, Both Teams: | 282 | UNLV 142, Utah State 140 | 1-2-85 |
| Season, All Games: | 3739 | UNLV (40 gms) | 1990 |
| Season, Conference: | 1862 | UNLV (18 gms) | 1991 |

HIGHEST AVERAGE PER GAME

| | | | |
|---------------------|-------|---------------|------|
| Season, All Games: | 97.7 | UNLV (35 gms) | 1991 |
| Season, Conference: | 103.4 | UNLV (18 gms) | 1991 |

FEWEST POINTS SCORED

| | | | |
|---------------------|------|---|----------|
| Game, Non-Conf.: | 36 | Idaho vs. Washington State (36-37) | 11-30-04 |
| Game, Conference: | 26 | UC Irvine vs. Long Beach State (26-30) | 2-24-80 |
| | 26 | UC Santa Barbara vs. Fresno State (26-46) | 2-14-81 |
| Season, All Games: | 1494 | San Jose State (26 gms) | 1982 |
| Season, Conference: | 627 | Pacific (10 gms) | 1975-76 |

LOWEST SCORING AVERAGE PER GAME

| | | | |
|---------------------|------|-------------------------|------|
| Season, All Games: | 57.5 | San Jose State (26 gms) | 1982 |
| Season, Conference: | 54.7 | San Jose State (14 gms) | 1982 |

MOST POINTS ALLOWED

| | | | |
|-------------------|-----|---------------------------------|----------|
| Game, Non-Conf.: | 139 | UC Irvine vs. Bradley (119-139) | 12-19-87 |
| Game, Conference: | 142 | Utah State vs. UNLV (140-142) | 1-2-85 |

FEWEST POINTS ALLOWED

| | | | |
|---------------------|------|------------------------------|------|
| Season, All Games: | 1412 | Fresno State (24 gms) | 1980 |
| | 1412 | Fresno State (30 gms) | 1982 |
| Season, Conference: | 617 | Cal State Fullerton (10 gms) | 1976 |

HIGHEST DEFENSIVE AVERAGE PER GAME

| | | | |
|---------------------|------|-------------------------|------|
| Season, All Games: | 92.0 | UC Irvine (30 gms) | 1991 |
| Season, Conference: | 92.6 | San Jose State (10 gms) | 1971 |

LOWEST DEFENSIVE AVERAGE PER GAME

| | | | |
|---------------------|------|-----------------------|------|
| Season, All Games: | 47.1 | Fresno State (30 gms) | 1982 |
| Season, Conference: | 47.1 | Fresno State (14 gms) | 1982 |

FIELD GOALS MADE

| | | | |
|---------|------|---------------------|--------|
| Game: | 58 | UNLV vs. Utah State | 1-2-85 |
| Season: | 1356 | UNLV | 1990 |

FIELD GOALS ATTEMPTED

| | | | |
|---------|---------------|--------------------------|---------|
| Game: | 116 (57 made) | Cal Poly vs. Cal Baptist | 12-3-96 |
| Season: | 2672 | UNLV | 1990 |

FIELD GOAL PERCENTAGE

| | | | |
|---------|-----------------|---------------------------------|---------|
| Game: | .810 (34-42) | Fresno State vs. Portland State | 12-3-77 |
| Season: | .561 (920-1639) | UC Irvine | 1982 |

THREE-POINT FIELD GOALS MADE

| | | | |
|---------|-----|--------------------------|---------|
| Game: | 21 | UNLV vs. Nevada | 12-8-90 |
| | 21 | Cal Poly vs. Cal Baptist | 12-3-96 |
| Season: | 309 | UNLV | 1987 |

THREE-POINT FIELD GOALS ATTEMPTED

| | | | |
|---------|-----|--------------------------|---------|
| Game: | 58 | Cal Poly vs. Cal Baptist | 12-3-96 |
| Season: | 827 | Cal Poly | 1997 |

THREE-POINT FIELD GOAL PERCENTAGE

| | | | |
|---------|----------------|--|---------|
| Game: | 1.000 (5-5) | New Mexico State vs. Fresno State | 2-13-88 |
| | 1.000 (5-5) | Cal State Fullerton vs. San Jose State | 1-30-92 |
| Season: | .455 (143-314) | New Mexico State | 1988 |

FREE THROWS MADE

| | | | |
|---------|-----|----------------------------|---------|
| Game: | 45 | Pacific vs. San Jose State | 2-23-80 |
| Season: | 788 | Long Beach State | 1979-80 |

FREE THROWS ATTEMPTED

| | | | |
|---------|------|----------------------------|---------|
| Game: | 62 | Pacific vs. San Jose State | 2-23-80 |
| Season: | 1097 | UNLV | 1989-90 |

CONSECUTIVE FREE THROWS MADE

| | | | |
|---------|----|-----------------------|---------|
| Game: | 34 | UC Irvine vs. Pacific | 2-21-81 |
| Season: | 40 | UC Irvine | 1980-81 |

REBOUNDING

REBOUNDS

| | | | |
|---------------------|------|--|--------|
| Game: | 86 | Fresno State vs. San Fernando Valley State | 2-2-70 |
| Season, All Games: | 1668 | UNLV (40 gms) | 1990 |
| Season, Conference: | 799 | UNLV (18 gms) | 1991 |

AVERAGE PER GAME

| | | | |
|---------------------|------|----------------------------|------|
| Season, All Games: | 57.5 | Pacific (1495 in 26 games) | 1972 |
| Season, Conference: | 58.9 | Pacific (707 in 12 games) | 1972 |

MISCELLANEOUS

SCORING

| | | | |
|--|-----|--|----------|
| Highest Losing Score: | 140 | Utah State vs. UNLV (140-142) | 1-2-85 |
| Largest Winning Margin, Non-Conf.: | 73 | UNLV vs. Hawaii-Loa (120-47) | 12-5-87 |
| Largest Winning Margin, Conference: | 51 | Long Beach State vs. San Jose State (104-53) | 2-15-71 |
| | | UNLV vs. Long Beach State (114-63) | 1-19-91 |
| Largest Losing Margin, Non-Conference: | 75 | North Texas vs. Maryland (57-132) | 12-23-98 |

WON-LOST

| | | |
|------------------------------|---------------------------------|---------|
| Games Won, Season: | 37, UNLV (37-2) | 1987 |
| Games Won, Season, Conf.: | 18, Pacific (18-0) | 2005 |
| | 18, UNLV (18-0) | 1992 |
| | 18, UNLV (18-0) | 1991 |
| | 18, UNLV (18-0) | 1987 |
| Winning Pct., Season: | .971, UNLV (34-1) | 1991 |
| Winning Pct., Season, Conf.: | 1.000 Pacific (18-0) | 2005 |
| | 1.000 UNLV (18-0) | 1992 |
| | 1.000 UNLV (18-0) | 1991 |
| | 1.000 UNLV (18-0) | 1987 |
| | 1.000 Long Beach State (12-0) | 1974 |
| | 1.000 Long Beach State (10-0) | 1971 |
| | 1.000 Long Beach State (10-0) | 1970 |
| Consecutive Wins, Season: | 34, UNLV | 1991 |
| Consecutive Wins: | 45, UNLV, 1990 (11) & 1991 (34) | 1990-91 |
| Consecutive Conf. Wins: | 40, UNLV | 1990-93 |
| Games Lost, Season: | 27, Pacific (3-27) | 1984 |

SINGLE GAME RECORDS

POINTS SCORED

| | | |
|----|---|----------|
| 53 | Raymond Lewis, CSLA vs. Long Beach State (2 OT) | 2-23-73 |
| 46 | Raymond Lewis, CSLA vs. Texas Southern | 1-25-73 |
| 46 | Kevin Magee, UC Irvine vs. Loyola Marymount | 12-15-81 |
| 45 | Ed Ratleff, Long Beach State vs. Saint Mary's | 12-10-70 |
| 45 | Charles Bailey, Fresno State vs. North Texas | 12-20-73 |
| 44 | J.R. Rider, UNLV vs. Nevada | 2-25-93 |
| 43 | Ed Ratleff, Long Beach State vs. Pacific | 1-30-72 |
| 43 | Raymond Lewis, CSLA vs. Pacific | 3-2-73 |
| 43 | Scott Brooks, UC Irvine vs. Utah State | 1-8-87 |
| 42 | Rich Anema, Pacific vs. Cal State Fullerton | 2-27-86 |
| 42 | Louis Richardson, New Mexico State vs. Cal Poly | 1-9-97 |
| 41 | Vince Washington, Utah State vs. Pacific | 1-21-85 |
| 41 | Johnny Rogers, UC Irvine vs. UNLV | 2-15-86 |
| 41 | Scott Brooks, UC Irvine vs. Pacific | 2-21-87 |
| 41 | Wayne Engelstad, UC Irvine vs. Bradley | 12-19-87 |
| 41 | Kendall Youngblood, Utah State vs. New Mexico State | 2-29-92 |
| 41 | Jerry Green, UC Irvine vs. Pepperdine | 11-20-01 |

REBOUNDS

| | | |
|----|---|----------|
| 28 | Michael Jackson, CSLA vs. San Fernando Valley State | 1-22-71 |
| 28 | Eric McArthur, UC Santa Barbara vs. New Mexico State | 1-11-90 |
| 27 | John Gianelli, Pacific vs. Long Beach State | 1-30-72 |
| 27 | John Gianelli, Pacific vs. CSLA | 2-12-72 |
| 27 | Kerry Davis, Cal State Fullerton vs. Central Michigan | 12-15-75 |
| 26 | Larry Hendrickson, Fresno State vs. San Fernando Valley State | 1-11-70 |
| 25 | Kevin Magee, UC Irvine vs. Long Beach State | 1-30-82 |
| 24 | John Gianelli, Pacific vs. San Jose State | 3-4-72 |
| 24 | Kebu Stewart, UNLV vs. UC Irvine | 2-19-94 |

ASSISTS

| | | |
|----|--|----------|
| 21 | Leon Wood, Cal State Fullerton vs. Long Beach State | 1-8-83 |
| 21 | Leon Wood, Cal State Fullerton vs. UC Santa Barbara | 3-3-83 |
| 21 | Mark Wade, UNLV vs. Navy | 12-29-86 |
| 20 | Danny Tarkanian, UNLV vs. Arizona | 12-6-82 |
| 20 | Danny Tarkanian, UNLV vs. Baylor | 12-22-82 |
| 20 | Sam Crawford, New Mexico State vs. Sam Houston State | 12-21-92 |
| 19 | Greg Anthony, UNLV vs. Pacific | 12-29-90 |

FIELD GOAL PERCENTAGE (Min. 10 attempts)

| | | |
|-------|--|----------|
| 1.000 | Mate Milisa, Long Beach State vs. Monterey Bay (13-13) | 12-22-99 |
| 1.000 | Ricky Butler, UC Irvine vs. Cal State Fullerton (13-13) | 2-21-91 |
| 1.000 | Mike Doktorczyk, UC Irvine vs. Pacific (12-12) | 1-21-89 |
| 1.000 | Mike Vukovich, UC Santa Barbara vs. Pacific (12-12) | 2-3-01 |
| 1.000 | Mike Brotherton, San Jose State vs. New Mexico State (10-10) | 2-21-91 |
| 1.000 | James Anderson, New Mexico State vs. UC Irvine (10-10) | 1-13-90 |
| 1.000 | Brian Vaughns, UC Santa Barbara vs. Pacific (10-10) | 1-31-87 |
| 1.000 | Bill Floyd, Utah State vs. New Mexico State (10-10) | 3-2-85 |
| 1.000 | Tom Morgan, Cal State Fullerton vs. Utah State (10-10) | 1-31-80 |

FIELD GOALS MADE

| | | |
|----|---|----------|
| 20 | Ed Ratleff, Long Beach State vs. Saint Mary's | 12-10-70 |
| 20 | Raymond Lewis, CSLA vs. Pacific | 3-2-73 |
| 20 | Kevin Magee, UC Irvine vs. Loyola Marymount | 12-15-81 |
| 19 | Raymond Lewis, CSLA vs. San Francisco State | 12-8-72 |
| 19 | Raymond Lewis, CSLA vs. Long Beach State (2 OT) | 2-23-73 |
| 18 | Charles Bailey, Fresno State vs. North Texas | 12-20-73 |
| 18 | Russ Coleman, Pacific vs. Santa Clara | 12-9-77 |
| 17 | Stan Hill, San Jose State vs. Sacramento State | 1-5-78 |
| 17 | Armon Gilliam, UNLV vs. Wyoming | 3-20-87 |
| 17 | John Hatten, Long Beach State vs. UC Irvine | 1-28-89 |
| 17 | Silas Mills, Utah State vs. Hawaii-Hilo | 11-26-95 |

STEALS

| | | |
|----|--|----------|
| 11 | Markus Carr, Cal State Northridge vs. Dominican | 11-20-01 |
| 10 | Ben McDonald, UC Irvine vs. Pacific | 2-24-83 |
| 10 | Antrone Lee, Long Beach State vs. UC Irvine | 2-19-98 |
| 10 | Joseph Frazier, Cal State Northridge vs. Bethany College | 12-7-02 |
| 9 | Cedric Ceballos, Cal State Fullerton vs. San Jose State | 1-19-89 |
| 9 | Jay Goodman, Utah State vs. San Jose State | 2-20-93 |
| 9 | Rasul Salahuddin, Long Beach State vs. New Mexico State | 2-10-96 |
| 8 | Mario Gaines, UC Santa Barbara vs. San Diego | 12-22-81 |
| 8 | Sam Crawford, New Mexico State vs. Fresno State | 3-13-92 |
| 8 | Tony Amundsen, Pacific vs. Utah State | 1-23-93 |
| 8 | Aaron Sunderland, Cal State Fullerton vs. Chapman | 12-23-92 |
| 8 | Jay Goodman, Utah State vs. Montana Tech | 12-3-92 |
| 8 | Derrick Andrew, Cal State Fullerton vs. Long Beach State | 1-5-02 |
| 8 | Markus Carr, Cal State Northridge vs. Pacific | 1-5-02 |
| 8 | Joseph Frazier, Cal State Northridge vs. Cal Poly | 2-13-03 |

FIELD GOAL ATTEMPTS

| | | |
|----|---|---------|
| 43 | Raymond Lewis, CSLA vs. Pacific | 3-2-73 |
| 37 | Raymond Lewis, CSLA vs. Long Beach State (2 OT) | 2-23-73 |
| 34 | Leon Wood, Cal State Fullerton vs. Fresno State | 2-9-84 |

FREE THROW PERCENTAGE (Minimum 12 attempts)

| | | |
|-------|---|----------|
| 1.000 | Johnny Rogers, UC Irvine vs. Cincinnati (17-17) | 12-29-84 |
| 1.000 | Mike Doktorczyk, UC Irvine vs. UC Santa Barbara (16-16) | 3-4-89 |
| 1.000 | Raymond Tutt, UC Santa Barbara vs. UC Irvine (14-14) | 2-27-97 |
| 1.000 | Kevin Henderson, Cal State Fullerton vs. Texas Tech (14-14) | 12-5-85 |
| 1.000 | Jerry Green, UC Irvine vs. Pacific (13-13) | 1-6-01 |
| 1.000 | James Cotton, Long Beach State vs. Bethune-Cookman (13-13) | 12-30-96 |
| 1.000 | Kendall Youngblood, Utah State vs. Brigham Young (13-13) | 12-13-91 |
| 1.000 | Domingo Rosario, Pacific vs. New Mexico State (13-13) | 2-11-88 |
| 1.000 | Kevin Nixon, Utah State vs. Cal State Fullerton (13-13) | 2-13-86 |
| 1.000 | Greg Grant, Utah State vs. Cal State Fullerton (13-13) | 1-9-86 |
| 1.000 | Leon Wood, Cal State Fullerton vs. Pacific (13-13) | 3-3-82 |
| 1.000 | Cecil Brown, UC Santa Barbara vs. San Jose State (12-12) | 2-18-06 |
| 1.000 | Nate Carter, UC Riverside vs. Cal Poly (12-12) | 2-26-04 |
| 1.000 | Jerry Green, UC Irvine vs. Utah State (12-12) | 2-9-02 |
| 1.000 | Jay Goodman, Utah State vs. Nevada (12-12) | 1-3-93 |
| 1.000 | Larry Johnson, UNLV vs. North Carolina State (12-12) | 2-3-90 |
| 1.000 | York Gross, UC Santa Barbara vs. Fordham (12-12) | 12-28-80 |

FREE THROWS MADE

| | | |
|----|---|----------|
| 18 | Johnny Rogers, UC Irvine vs. UNLV | 2-15-86 |
| 17 | Paul Johnson, UC Santa Barbara vs. Cal State Northridge | 12-4-92 |
| 17 | Ricky Butler, UC Irvine vs. UNLV | 2-4-89 |
| 17 | Johnny Rogers, UC Irvine vs. Cincinnati | 12-29-84 |
| 17 | Kevin Magee, UC Irvine vs. Long Beach State | 1-28-82 |
| 17 | Leon Wood, Cal State Fullerton vs. Texas-Arlington | 12-19-81 |
| 16 | Gabe Stephenson, Cal Poly vs. UC San Diego | 11-18-05 |
| 16 | James Cotton, Long Beach State vs. UC Santa Barbara | 2-15-97 |
| 16 | Kebu Stewart, UNLV vs. Pacific | 1-27-94 |
| 16 | James French, Cal State Fullerton vs. San Diego State | 12-20-94 |
| 16 | J.R. Rider, UNLV vs. Nevada | 1-29-93 |
| 16 | Mike Doktorczyk, UC Irvine vs. UC Santa Barbara | 3-4-89 |
| 16 | Kevin Magee, UC Irvine vs. Pacific | 2-18-82 |
| 16 | Wally Rank, San Jose State vs. UC Santa Barbara | 2-28-80 |

FREE THROW ATTEMPTS

| | | |
|----|--|----------|
| 22 | Leon Wood, Cal State Fullerton vs. Texas-Arlington | 12-19-81 |
| 21 | Watende Favors, Cal Poly vs. Sacramento State | 12-13-97 |
| 21 | Kebu Stewart, UNLV vs. UC Santa Barbara | 1-21-94 |
| 20 | Justin Burns, Cal State Fullerton vs. Cal State Northridge | 1-7-06 |
| 20 | Kebu Stewart, UNLV vs. Pacific | 1-27-94 |
| 20 | Gilbert Wilburn, New Mexico State vs. San Jose State | 2-27-86 |
| 20 | Johnny Rogers, UC Irvine vs. UNLV | 2-15-86 |

3-POINT FIELD GOAL PERCENTAGE (Min. 5 FGM)

| | | |
|-------|---|----------|
| 1.000 | Rickey Porter, UC Riverside vs. Pacific | 1-7-06 |
| 1.000 | Dylan Rigdon, UC Irvine vs. Cal State Fullerton (7-7) | 2-24-90 |
| 1.000 | Nick Enzweiler, Cal Poly vs. Santa Clara (6-6) | 12-12-04 |
| 1.000 | Louis Richardson, New Mexico State vs. Cal Poly (6-6) | 1-9-97 |
| 1.000 | Jay Goodman, Utah State vs. Utah (6-6) | 12-8-92 |
| 1.000 | Rod Palmer, UC Irvine vs. San Jose State (6-6) | 2-9-89 |
| 1.000 | Jimmy Taylor, New Mexico State vs. San Jose State (6-6) | 2-2-89 |
| 1.000 | Steve Williams, UC Riverside vs. UC Davis (5-5) | 3-4-06 |
| 1.000 | David Doubly, Pacific vs. Idaho (5-5) | 2-10-05 |
| 1.000 | Tim Bowman, Pacific vs. Sacramento State (5-5) | 12-23-96 |
| 1.000 | Jeff Herdman, UC Irvine vs. UNLV (5-5) | 2-23-91 |
| 1.000 | Stacey Augmon, UNLV vs. UC Irvine (5-5) | 2-4-89 |
| 1.000 | Reid Newey, Utah State vs. Pacific (5-5) | 3-5-88 |
| 1.000 | Gerald Paddio, UNLV vs. UC Irvine (5-5) | 1-3-88 |
| 1.000 | Freddie Banks, UNLV vs. Cal State Fullerton (5-5) | 2-17-86 |

3-POINT FIELD GOALS MADE

| | | |
|----|--|---------|
| 11 | Chris Brown, UC Irvine vs. New Mexico State | 3-13-94 |
| 10 | Ryan Dillon, Cal State Fullerton vs. Boise State | 1-31-01 |
| 10 | Chris Brown, UC Irvine vs. Pacific | 2-5-94 |
| 10 | Freddie Banks, UNLV vs. Indiana | 3-28-87 |
| 9 | Thirteen times | |

3-POINT FIELD GOAL ATTEMPTS

| | | |
|----|---|---------|
| 21 | Keith Stewart, UC Irvine vs. Nevada | 1-9-93 |
| 21 | Chris Brown, UC Irvine vs. New Mexico State | 3-13-94 |
| 20 | Chris Brown, UC Irvine vs. New Mexico State | 2-26-94 |
| 19 | Freddie Banks, UNLV vs. Indiana | 3-28-87 |
| 19 | Gerald Paddio, UNLV vs. Iowa | 3-20-88 |

BLOCKS

| | | |
|---|--|----------|
| 8 | Babacar Camara, Cal State Fullerton vs. UC Riverside | 2-9-02 |
| 8 | Steve Shaw, Cal State Fullerton vs. Long Beach State | 3-4-78 |
| 7 | eight times | |
| | Most Recent-Vili Morton, UC Riverside vs. Sacramento State | 12-27-01 |

SINGLE SEASON RECORDS

POINTS SCORED (gp)

| | | |
|-----|--------------------------|------|
| 903 | Armon Gilliam, UNLV (39) | 1987 |
| 822 | Larry Johnson, UNLV (40) | 1990 |
| 814 | J.R. Rider, UNLV (28) | 1993 |
| 795 | Larry Johnson, UNLV (35) | 1991 |
| 789 | Raymond Lewis, CSLA (24) | 1973 |
| 760 | Freddie Banks, UNLV (39) | 1987 |
| 743 | Kevin Magee, UCI (27) | 1981 |
| 739 | Lucius Harris, LBSU (32) | 1993 |
| 732 | Kevin Magee, UCI (29) | 1982 |
| 719 | Leon Wood, CSF (30) | 1984 |

POINTS PER GAME (pts/gp)

| | | |
|------|--------------------------------|------|
| 32.9 | Raymond Lewis, CSLA (789/24) | 1973 |
| 29.1 | J.R. Rider, UNLV (814/28) | 1993 |
| 27.5 | Kevin Magee, UCI (743/27) | 1981 |
| 25.2 | Kevin Magee, UCI (732/29) | 1982 |
| 24.2 | Ricky Berry, SJSU (702/29) | 1988 |
| 24.0 | Leon Wood, CSF (719/30) | 1984 |
| 24.0 | Raymond Tutt, UCSB (649/27) | 1997 |
| 23.8 | Scott Brooks, UCI (665/28) | 1987 |
| 23.6 | Gilbert Wilburn, NMSU (496/21) | 1985 |
| 23.6 | Wayne Engelstad, UCI (708/30) | 1988 |

REBOUNDS (gp)

| | | |
|-----|----------------------------|------|
| 466 | John Gianelli, PAC (26) | 1972 |
| 457 | Larry Johnson, UNLV (40) | 1990 |
| 388 | Michael Jackson, CSLA (26) | 1972 |
| 380 | Larry Johnson, UNLV (35) | 1991 |
| 377 | Eric McArthur, UCSB (29) | 1990 |
| 368 | Sidney Green, UNLV (31) | 1983 |
| 363 | Armon Gilliam, UNLV (39) | 1987 |
| 362 | Cedric Ceballos, CSF (29) | 1990 |
| 356 | Morris Thomas, CSLA (26) | 1970 |
| 353 | Kevin Magee, UCI (29) | 1982 |

REBOUNDS PER GAME (reb/gp)

| | | |
|------|-------------------------------|------|
| 17.9 | John Gianelli, PAC (466/26) | 1972 |
| 13.7 | Morris Thomas, CSLA (356/26) | 1970 |
| 13.0 | Eric McArthur, UCSB (377/29) | 1990 |
| 12.6 | Jim McCargo, PAC (327/26) | 1972 |
| 12.5 | Chris McMurray, SDSU (350/28) | 1972 |
| 12.5 | Cedric Ceballos, CSF (362/29) | 1990 |
| 12.5 | Kevin Magee, UCI (337/27) | 1981 |
| 12.2 | Kevin Magee, UCI (353/29) | 1982 |
| 12.2 | Ron Knight, CSLA (256/21) | 1970 |
| 12.0 | Jim McCargo, PAC (313/26) | 1973 |

ASSISTS (gp)

| | | |
|-----|----------------------------|------|
| 406 | Mark Wade, UNLV (38) | 1987 |
| 319 | Leon Wood, CSF (29) | 1983 |
| 310 | Greg Anthony, UNLV (35) | 1991 |
| 310 | Sam Crawford, NMSU (34) | 1993 |
| 296 | Danny Tarkanian, UNLV (34) | 1984 |
| 289 | Greg Anthony, UNLV (39) | 1990 |
| 286 | Danny Tarkanian, UNLV (31) | 1983 |
| 283 | Mark Wade, UNLV (38) | 1986 |
| 282 | Sam Crawford, NMSU (33) | 1992 |
| 247 | Dedan Thomas, UNLV (29) | 1993 |

ASSIST AVERAGE (ast/gp)

| | | |
|------|-----------------------------------|------|
| 11.0 | Leon Wood, CSF (319/29) | 1983 |
| 10.7 | Mark Wade, UNLV (406/38) | 1987 |
| 9.2 | Danny Tarkanian, UNLV (286/31) | 1983 |
| 9.1 | Sam Crawford, NMSU (310/34) | 1993 |
| 8.9 | Greg Anthony, UNLV (310/35) | 1991 |
| 8.7 | Danny Tarkanian, UNLV (296/34) | 1984 |
| 8.5 | Sam Crawford, NMSU (282/33) | 1992 |
| 8.5 | Raimonds Miglinieks, UCI (230/27) | 1996 |
| 8.4 | Dedan Thomas, UNLV (247/29) | 1993 |
| 8.4 | Raimonds Miglinieks, UCI (245/29) | 1995 |

3-POINT FG PCT (No.-Att./pg/gm) *Since 1987* (Min. 1.0 FGM per team game)

| | | |
|------|-------------------------------------|------|
| .519 | Mike Doktorczyk, UCI (40-77/1.4/28) | 1989 |
| .517 | Justin Jones, USU (60-116/1.9/32) | 1998 |
| .512 | Jeff Herdman, UCI (42-82/1.5/28) | 1989 |
| .507 | Jeff McCool, NMSU (73-144/2.3/32) | 1988 |

| | | |
|------|-------------------------------------|------|
| .494 | Wm. Benjamin, NMSU (43-87/1.5/29) | 1991 |
| .486 | Scott Thomason, PAC (54-111/2.0/27) | 1999 |
| .476 | Jaycee Carroll, USU (79-166/2.5/32) | 2005 |
| .474 | Ross Schraeder, UCI (74-156/2.6/29) | 2006 |
| .470 | Tony Amundsen, PAC (93-198/3.1/30) | 1992 |
| .470 | Eric Channing, NMSU (71-151/2.2/33) | 1999 |

3-POINT FIELD GOALS MADE (gp)

| | | |
|-----|--------------------------|------|
| 152 | Freddie Banks, UNLV (39) | 1987 |
| 122 | Chris Brown, UCI (26) | 1994 |
| 118 | Gerald Paddio, UNLV (39) | 1988 |
| 112 | Jeff Herdman, UCI (30) | 1991 |
| 111 | Scott Brooks, UCI (28) | 1987 |
| 105 | Anderson Hunt, UNLV (33) | 1991 |
| 104 | Denmark Reid, NMSU (30) | 1998 |
| 99 | Anderson Hunt, UNLV (39) | 1990 |
| 98 | Reid Newey, USU (28) | 1989 |
| 98 | Mark Boelter, PAC (30) | 1997 |

3-POINT FIELD GOAL ATTEMPTS (gp)

| | | |
|------------|------------------------------|-------------|
| 358 | Freddie Banks, UNLV (39) | 1987 |
| 301 | Chris Brown, UCI (26) | 1994 |
| 282 | Gerald Paddio, UNLV (34) | 1988 |
| 263 | Anderson Hunt, UNLV (33) | 1991 |
| 262 | Jeff Herdman, UCI (30) | 1991 |
| 258 | Anderson Hunt, UNLV (39) | 1990 |
| 257 | Scott Brooks, UCI (28) | 1987 |
| 247 | Gordon Scott, UI (28) | 2000 |
| 244 | Bobby Brown, CSF (32) | 2005 |
| 240 | Denmark Reid, NMSU (30) | 1998 |
| 240 | Adam Jacobsen, PAC (27) | 1995 |

BLOCKS (gp)

| | | |
|----|------------------------------|------|
| 89 | Eric McArthur, UCSB (29) | 1990 |
| 88 | Michael Olowokandi, PAC (32) | 1998 |
| 83 | Vili Morton, UCR (26) | 2002 |
| 78 | Eric McArthur, UCSB (30) | 1989 |
| 77 | George Ackles, UNLV (35) | 1991 |
| 76 | Elmore Spencer, UNLV (31) | 1991 |
| 70 | Elmore Spencer, UNLV (28) | 1992 |
| 66 | Sean Williams, CSF (26) | 1993 |
| 64 | Eric McArthur, UCSB (30) | 1988 |
| 62 | Gerald Thomas, SJSU (29) | 1988 |

BLOCK AVERAGE (blk/gp)

| | | |
|------|---------------------------------|------|
| 3.19 | Vili Morton, UCR (83/26) | 2002 |
| 3.07 | Eric McArthur, UCSB (89/29) | 1990 |
| 2.75 | Michael Olowokandi, PAC (88/32) | 1998 |
| 2.60 | Eric McArthur, UCSB (78/30) | 1989 |
| 2.54 | Sean Williams, CSF (66/26) | 1993 |
| 2.50 | Elmore Spencer, UNLV (70/28) | 1992 |
| 2.45 | Elmore Spencer, UNLV (76/31) | 1991 |
| 2.20 | George Ackles, UNLV (77/35) | 1991 |
| 2.19 | Terrance O'Kelley, LBSU (59/27) | 1994 |
| 2.14 | Gerald Thomas, SJSU (62/29) | 1988 |

STEALS (gp)

| | | |
|-----|-----------------------------|------|
| 106 | Greg Anthony, UNLV (39) | 1990 |
| 102 | Jay Goodman, USU (27) | 1993 |
| 101 | Rasul Salahuddin, LBSU (28) | 1996 |
| 91 | Randy Brown, NMSU (31) | 1990 |
| 85 | Greg Anthony, UNLV (36) | 1989 |
| 84 | Greg Anthony, UNLV (35) | 1991 |
| 82 | Ian Boylan, CSUN (31) | 2005 |
| 82 | Corey Anders, PAC (30) | 1997 |
| 79 | Mark Wade, UNLV (38) | 1987 |
| 78 | Markus Carr, CSUN (28) | 2002 |
| 78 | Ian Boylan, CSUN (30) | 2004 |

STEAL AVERAGE (stl/gp) *Since 1986*

| | | |
|------|---------------------------------|------|
| 3.78 | Jay Goodman, USU (102/27) | 1993 |
| 3.61 | Rasul Salahuddin, LBSU (101/28) | 1996 |
| 2.94 | Randy Brown, NMSU (91/31) | 1990 |
| 2.79 | Markus Carr, CSN (78/28) | 2002 |
| 2.73 | Corey Anders, PAC (82/30) | 1997 |
| 2.72 | Greg Anthony, UNLV (106/39) | 1990 |
| 2.65 | Ian Boylan, CSUN (82/31) | 2005 |
| 2.64 | Eathan O'Bryant, NEV (74/28) | 1994 |
| 2.60 | Ian Boylan, CSUN (78/30) | 2004 |
| 2.59 | Jeff Gloger, UCI (75/29) | 2003 |

FIELD GOAL PERCENTAGE (fgm-fga/gp)

(Minimum 3.5 FGM per team game)

| | | |
|------|------------------------------------|------|
| .695 | Mike Atkinson, LBSU (141-203/26) | 1994 |
| .677 | Nate Harris, USU (134-198/29) | 2004 |
| .671 | Kevin Magee, UCI (280-417/27) | 1981 |
| .662 | Larry Johnson, UNLV (308-465/35) | 1991 |
| .661 | Khris Fortson, UCSB (115-174/28) | 1985 |
| .656 | Daniel Watts, NEV (145-221/29) | 1996 |
| .652 | Nate Harris, USU (172-264/32) | 2005 |
| .648 | Jarvis Basnight, UNLV (184-284/33) | 1988 |
| .642 | Kevin Magee, UCI (272-424/29) | 1982 |
| .640 | Bob Thornton, UCI (151-236/29) | 1984 |

FIELD GOALS MADE (gp)

| | | |
|-----|------------------------------|------|
| 359 | Armon Gilliam, UNLV (39) | 1987 |
| 325 | Raymond Lewis, CSLA (24) | 1973 |
| 304 | Larry Johnson, UNLV (40) | 1990 |
| 298 | Michael Olowokandi, PAC (32) | 1998 |
| 295 | Michael Wiley, LBSU (34) | 1980 |
| 282 | J.R. Rider, UNLV (28) | 1993 |
| 280 | Kevin Magee, UCI (27) | 1981 |
| 277 | Anthony Jones, UNLV (38) | 1986 |
| 275 | Ed Ratleff, LBSU (29) | 1973 |
| 272 | Kevin Magee, UCI (29) | 1982 |

FIELD GOAL ATTEMPTS (gp)

| | | |
|-----|----------------------------|------|
| 693 | Raymond Lewis, CSLA (24) | 1973 |
| 598 | Armon Gilliam, UNLV (39) | 1987 |
| 590 | Freddie Banks, UNLV (39) | 1987 |
| 559 | Freddie Banks, UNLV (38) | 1986 |
| 548 | J.R. Rider, UNLV (28) | 1993 |
| 545 | Cedric Ceballos, CSF (29) | 1989 |
| 540 | Leon Wood, CSF (30) | 1984 |
| 520 | Ricky Berry, SJSU (29) | 1988 |
| 514 | Johnnie Skinner, SJSU (25) | 1971 |
| 509 | Cedric Ceballos, CSF (29) | 1990 |

FREE THROW PERCENTAGE (ftm-fta/gp)

(Minimum 2.0 FTM per team game)

| | | |
|------|---------------------------------|------|
| .949 | Clay McKnight, PAC (74-78/27) | 2000 |
| .903 | Miah Davis, PAC (65-72/28) | 2003 |
| .902 | David Doubley, PAC (74-82/32) | 2004 |
| .897 | Mike Hood, UCI (61-68/29) | 2003 |
| .895 | David Doubley, PAC (94-105/31) | 2005 |
| .891 | Jay Goodman, USU (82-92/28) | 1992 |
| .890 | Mike Wozniak, CP (129-145/27) | 1998 |
| .889 | Mike Doktorczyk, UCI (64-72/30) | 1988 |
| .886 | Scott Brooks, UCI (78-88/30) | 1986 |
| .886 | Wayne Kemp, FSU (70-79/24) | 1973 |

FREE THROWS MADE (gp)

| | | |
|-----|----------------------------|------|
| 211 | Leon Wood, CSF (30) | 1984 |
| 201 | Larry Johnson, UNLV (40) | 1990 |
| 196 | Jerry Green, UCI (30) | 2001 |
| 195 | J.R. Rider, UNLV (28) | 1993 |
| 194 | Lucius Davis, UCSB (29) | 1992 |
| 188 | Kevin Magee, UCI (29) | 1982 |
| 187 | Leon Wood, CSF (32) | 1982 |
| 187 | Gilbert Wilburn, NMSU (30) | 1986 |
| 185 | Armon Gilliam, UNLV (39) | 1987 |
| 183 | Kevin Magee, UCI (27) | 1981 |

FREE THROW ATTEMPTS (gp)

| | | |
|-----|----------------------------|------|
| 263 | Gilbert Wilburn, NMSU (30) | 1986 |
| 262 | Larry Johnson, UNLV (40) | 1990 |
| 261 | Kevin Magee, UCI (29) | 1982 |
| 258 | Lucius Davis, UCSB (29) | 1992 |
| 257 | Leon Wood, CSF (30) | 1984 |
| 248 | Jerry Pender, FSU (26) | 1971 |
| 246 | Eric Franon, USU (33) | 1996 |
| 236 | J.R. Rider, UNLV (28) | 1993 |
| 235 | Jerry Green, UCI (30) | 2001 |
| 231 | Pape Sow, CSF (28) | 2004 |
| 229 | Leon Wood, CSF (32) | 1982 |

CAREER RECORDS

POINTS SCORED (gp)

| | | |
|-------|----------------------------|---------|
| 2,312 | Lucious Harris, LBSU (122) | 1990-93 |
| 2,127 | Greg Grant, USU (115) | 1983-86 |
| 2,065 | Ron Cornelius, PAC (115) | 1978-81 |
| 2,011 | Stacey Augmon, UNLV (145) | 1988-91 |
| 2,007 | Freddie Banks, UNLV (144) | 1984-87 |
| 2,006 | Chris Bjorklund, CP (110) | 1997-01 |
| 1,993 | Jerry Green, UCI (116) | 1999-02 |
| 1,962 | Michael Wiley, LBSU (120) | 1977-80 |
| 1,903 | Mike Wozniak, CP (112) | 1996-00 |
| 1,876 | Leon Wood, CSF (91) | 1982-84 |

POINTS PER GAME (pts/gp)

| | | |
|------|----------------------------------|---------|
| 26.3 | Kevin Magee, UCI (1,475/56) | 1981-82 |
| 25.0 | J.R. Rider, UNLV (1,372/55) | 1992-93 |
| 22.4 | Jerry Pender, FSU (1,142/51) | 1971-72 |
| 22.1 | Cedric Ceballos, CSF (1,284/58) | 1989-90 |
| 21.6 | Larry Johnson, UNLV (1,617/75) | 1990-91 |
| 21.5 | Raymond Tutt, UCSB (1,141/53) | 1996-98 |
| 21.4 | Ed Ratleff, LBSU (1,820/85) | 1971-73 |
| 21.2 | Johnny Rogers, UCI (1,249/59) | 1985-86 |
| 21.0 | Ricky Berry, SJSU (1,767/84) | 1986-88 |
| 20.9 | Gilbert Wilburn, NMSU (1,068/51) | 1985-86 |
| 20.6 | Leon Wood, CSF (1,876/91) | 1982-84 |

REBOUNDS (gp)

| | | |
|-------|---------------------------|---------------|
| 1,115 | Tony Neal, CSF (117) | 1982-85 |
| 1,005 | Stacey Augmon, UNLV (145) | 1988-91 |
| 1,003 | Greg Grant, USU (115) | 1983-86 |
| 973 | Ron Cornelius, PAC (115) | 1979-81 |
| 904 | Eric McArthur, UCSB (104) | 1987-90 |
| 896 | Francois Wise, LBSU (126) | 1977-80 |
| 890 | Armon Gilliam, UNLV (107) | 1985-87 |
| 885 | Eric Franson, USU (117) | 1991, 1993-96 |
| 837 | Tod Murphy, UCI (117) | 1983-86 |
| 837 | Larry Johnson, UNLV (75) | 1990-91 |

REBOUNDS PER GAME (reb/gp- min. 45 gms)

| | | |
|------|---------------------------------|---------|
| 13.4 | Michael Jackson, CSLA (602/45) | 1971-72 |
| 12.3 | Kevin Magee, UCI (690/56) | 1981-82 |
| 12.3 | Jim McCargo, PAC (640/52) | 1972-73 |
| 11.2 | Larry Johnson, UNLV (837/75) | 1990-91 |
| 10.7 | Cedric Ceballos, CSF (618/58) | 1989-90 |
| 10.5 | Larry Hendrickson, FSU (546/52) | 1970-71 |
| 10.3 | Doug Rex, UCSB (537/52) | 1970-71 |
| 9.5 | Tony Neal, CSF (1,115/117) | 1982-85 |
| 9.3 | Calvin Roberts, CSF (496/53) | 1979-80 |
| 9.2 | George Trapp, LBSU (495/54) | 1970-71 |

ASSISTS (gp)

| | | |
|-----|----------------------------|---------------|
| 838 | Greg Anthony, UNLV (110) | 1989-91 |
| 744 | Leon Wood, CSF (91) | 1982-84 |
| 689 | Mark Wade, UNLV (76) | 1986-87 |
| 592 | Sam Crawford, NMSU (67) | 1992-93 |
| 582 | Danny Tarkanian, UNLV (65) | 1983-84 |
| 549 | Dedan Thomas, UNLV (85) | 1992-94 |
| 537 | Wayne Williams, CSF (86) | 1989-91 |
| 515 | Ray Kelly, UCSB (86) | 1991-93 |
| 507 | Billy Walker, LBSU (116) | 1985-88 |
| 497 | Freddie Banks, UNLV (144) | 1984-87 |
| 477 | Michael Dixon, SJSU (107) | 1982-85 |
| 476 | Ken Mickey, SJSU (82) | 1974, 1976-77 |

ASSIST AVERAGE (ast/gp)

| | | |
|-----|-----------------------------------|---------|
| 9.1 | Mark Wade, UNLV (689/76) | 1986-87 |
| 9.0 | Danny Tarkanian, UNLV (582/65) | 1983-84 |
| 8.8 | Sam Crawford, NMSU (592/67) | 1992-93 |
| 8.5 | Raimonds Miglinieks, UCI (475/56) | 1995-96 |
| 8.2 | Leon Wood, CSF (744/91) | 1982-84 |
| 7.7 | Eathan O'Bryant, NEV (437/57) | 1994-95 |
| 7.6 | Greg Anthony, UNLV (838/110) | 1989-91 |
| 6.5 | Dedan Thomas, UNLV (549/85) | 1992-94 |
| 6.4 | Leonard Armato, PAC (326/51) | 1974-76 |
| 6.4 | Brian Shaw, UCSB (375/59) | 1987-88 |

FIELD GOALS MADE (gp)

| | | |
|-----|----------------------------|---------|
| 852 | Greg Grant, USU (115) | 1983-86 |
| 814 | Michael Wiley, LBSU | 1976-80 |
| 808 | Ron Cornelius, PAC (88) | 1978-81 |
| 776 | Lucious Harris, LBSU (122) | 1990-93 |
| 743 | Ed Ratleff, LBSU (83) | 1971-73 |
| 716 | Armon Gilliam, UNLV (107) | 1985-87 |
| 706 | Freddie Banks, UNLV (144) | 1983-87 |
| 699 | Chris Bjorklund, CP (110) | 1997-01 |
| 672 | Jerry Green, UCI (116) | 1999-02 |
| 654 | Leon Wood, CSF (91) | 1982-84 |
| 644 | Tod Murphy, UCI (117) | 1983-86 |

FIELD GOAL ATTEMPTS (gp)

| | | |
|-------|-------------------------------|---------|
| 1,695 | Lucious Harris, LBSU (122) | 1990-93 |
| 1,604 | Greg Grant, USU (115) | 1983-86 |
| 1,601 | Freddie Banks, UNLV (144) | 1984-87 |
| 1,477 | Leon Wood, CSF (91) | 1982-84 |
| 1,426 | Jerry Green, UCI (116) | 1999-02 |
| 1,417 | Ron Cornelius, PAC (88) | 1978-81 |
| 1,417 | Richard Morton, CSF (113) | 1985-88 |
| 1,409 | Carrick DeHart, UCSB (119) | 1987-90 |
| 1,407 | Chris Bjorklund, CP (110) | 1997-01 |
| 1,348 | Kendall Youngblood, USU (114) | 1988-92 |

FIELD GOAL PERCENTAGE (fgm-fga)

(Minimum 3.5 FGM per team game)

| | | |
|------|-----------------------------------|--------------|
| .656 | Kevin Magee, UCI (552-841) | 1981-82 |
| .652 | Nate Harris, USU (373-572) | 2002-05 |
| .643 | Larry Johnson, UNLV (612-952) | 1990-91 |
| .622 | Greg Houskeeper, USU (214-344) | 1988-89 |
| .620 | Daniel Watts, NEV (235-379) | 1995-96 |
| .617 | Spencer Nelson, USU (437-708) | 1999, 03-05 |
| .608 | Jarvis Basnight, UNLV (365-600) | 1986-88 |
| .606 | Michael Jackson, CSLA (337-554) | 1971-72 |
| .593 | Bob Thorntun, UCI (320-540) | 1982-84 |
| .592 | Vili Morton, UCR (322-544) | 01-02, 03-05 |
| .591 | Michael Olowokandi, PAC (443-749) | 1995-98 |

FREE THROWS MADE (gp)

| | | |
|-----|-------------------------------|---------|
| 549 | Lucious Harris, LBSU (122) | 1990-93 |
| 540 | Leon Wood, CSF (91) | 1982-84 |
| 533 | Jerry Green, UCI (116) | 1999-02 |
| 488 | Tod Murphy, UCI (117) | 1983-86 |
| 458 | Dan Conway, USU (118) | 1986-89 |
| 449 | Ron Cornelius, PAC (88) | 1978-81 |
| 447 | Kendall Youngblood, USU (114) | 1989-92 |
| 429 | Armon Gilliam, UNLV (107) | 1985-87 |
| 420 | Greg Grant, USU (115) | 1983-86 |
| 416 | Ricky Berry, SJSU (84) | 1986-88 |

FREE THROW ATTEMPTS (gp)

| | | |
|-----|-------------------------------|---------|
| 755 | Lucious Harris, LBSU (122) | 1990-93 |
| 666 | Leon Wood, CSF (91) | 1982-84 |
| 658 | Jerry Green, UCI (116) | 1999-02 |
| 625 | Tod Murphy, UCI (117) | 1983-86 |
| 619 | Dan Conway, USU (118) | 1986-89 |
| 594 | Greg Grant, USU (115) | 1983-86 |
| 594 | Armon Gilliam, UNLV (107) | 1985-87 |
| 593 | Kendall Youngblood, USU (114) | 1989-92 |
| 591 | Stacey Augmon, UNLV (145) | 1988-91 |
| 569 | Ron Cornelius, PAC (88) | 1978-81 |

FREE THROW PERCENTAGE (ftm-fta)

(Minimum 2.0 FTM per team game)

| | | |
|------|----------------------------------|---------|
| .898 | David Doubley, PAC (168-187) | 2003-05 |
| .881 | Jimmy Carroll, NEV (126-143) | 1996-98 |
| .870 | Tony Brown, USU (275-316) | 1999-02 |
| .860 | Mike Wozniak, CP (363-422) | 1996-00 |
| .859 | Scott Brooks, UCI (220-256) | 1986-87 |
| .858 | Miah Davis, PAC (206-240) | 2002-04 |
| .851 | Vince Washington, USU (279-328) | 1984-85 |
| .846 | Joe Small, CSF (209-247) | 1991-92 |
| .840 | Johnny Rogers, UCI (274-326) | 1985-86 |
| .838 | Mike Doktorczyk, UCI (258-308) | 1987-89 |
| .837 | Demetrius Jackson, PAC (190-227) | 2001-03 |
| .837 | Jay Goodman, USU (287-343) | 1991-93 |

3-PT FIELD GOALS MADE (gp)

| | | |
|-----|---------------------------|---------------|
| 311 | Adam Jacobsen, PAC (117) | 1994-98 |
| 308 | Mike Wozniak, CP (112) | 1996-00 |
| 283 | Tony Brown, USU (127) | 1999-02 |
| 283 | Anderson Hunt, UNLV (109) | 1989-91 |
| 262 | Wilbert Hooker, FSU (88) | 1989-92 |
| 252 | Jibril Hodges, LBSU (114) | 2002-06 |
| 238 | Clay McKnight, PAC (113) | 1995-00 |
| 237 | Reid Newey, USU (116) | 1983, 1987-89 |
| 233 | Ross Schraeder, UCI (114) | 2002-06 |
| 230 | Dell Demps, PAC (115) | 1989-92 |
| 229 | Freddie Banks, UNLV (144) | 1984-87 |

3-PT FIELD GOAL ATTEMPTS (gp)

| | | |
|------------|------------------------------|---------------------|
| 811 | Mike Wozniak, CP (112) | 1996-00 |
| 809 | Adam Jacobsen, PAC (117) | 1994-98 |
| 739 | Anderson Hunt, UNLV (109) | 1988-91 |
| 686 | Tony Brown, USU (127) | 1998-02 |
| 680 | Jibril Hodges, LBSU (114) | 2002-06 |
| 618 | Ben Larson, CP (107) | 1995-99 |
| 608 | Bobby Brown, CSF (89) | 2003-present |
| 584 | Dell Demps, PAC (85) | 1989-91 |
| 583 | Lucious Harris, LBSU (122) | 1990-93 |
| 580 | Jay Goodman, USU (80) | 1991-93 |

3-PT FIELD GOAL PERCENTAGE (3pm-3pa)

(Minimum 1.0 FGM per team game)

| | | |
|------|-------------------------------|---------|
| .517 | Andre Sims, FSU (61-118) | 1988-89 |
| .459 | Ricky Berry, SJSU (113-246) | 1986-88 |
| .457 | Eric Channing, NMSU (138-302) | 1998-00 |
| .446 | Jeff McCool, NMSU (200-452) | 1986-89 |
| .442 | Steve Haney, SJSU (103-233) | 1988-89 |
| .440 | Ross Schraeder, UCI (233-529) | 2002-06 |
| .436 | Brian Johnson, UCSB (150-344) | 1985-88 |
| .421 | Jeff Herdman, UCI (201-478) | 1988-91 |
| .420 | Scott Brooks, UCI (142-338) | 1986-87 |
| .420 | Mark Boelter, PAC (170-405) | 1994-97 |
| .416 | Rod Palmer, UCI (132-317) | 1989-90 |

bold = entered into Top Ten during 2004-05

must have competed at least two years to be eligible



Long Beach State's Jibril Hodges made 252 three-pointers to rank sixth on the Big West career list.

ALL-TIME TEAM LEADERS

All-Time Year-By-Year Team Leaders

SCORING OFFENSE

| Year | Team | G | Pts | Avg |
|-------------|-----------------------|-----------|-------------|-------------|
| 1970 | Cal State Los Angeles | 26 | 2437 | 93.8 |
| 1971 | Long Beach State | 26 | 2268 | 87.2 |
| 1972 | Cal State Los Angeles | 26 | 2352 | 90.4 |
| 1973 | Long Beach State | 29 | 2613 | 90.1 |
| 1974 | Long Beach State | 26 | 2084 | 80.2 |
| 1975 | San Jose State | 29 | 2237 | 77.1 |
| 1976 | San Diego State | 29 | 2267 | 78.1 |
| 1977 | Long Beach State | 29 | 2294 | 79.1 |
| 1978 | Long Beach State | 29 | 2358 | 81.3 |
| 1979 | Utah State | 30 | 2342 | 78.1 |
| 1980 | Utah State | 27 | 2329 | 86.3 |
| 1981 | UC Irvine | 27 | 2332 | 86.4 |
| 1982 | UC Irvine | 30 | 2311 | 77.0 |
| 1983 | UNLV | 31 | 2449 | 79.0 |
| 1984 | UNLV | 35 | 2868 | 81.9 |
| 1985 | Utah State | 28 | 2365 | 84.6 |
| 1986 | UC Irvine | 30 | 2384 | 79.5 |
| 1987 | UNLV | 39 | 3612 | 92.6 |
| 1988 | UNLV | 34 | 2867 | 84.3 |
| 1989 | UNLV | 37 | 3155 | 85.3 |
| 1990 | UNLV | 40 | 3739 | 93.5 |
| 1991 | UNLV | 35 | 3420 | 97.7 |
| 1992 | UNLV | 28 | 2240 | 80.0 |
| 1993 | UNLV | 29 | 2592 | 89.4 |
| 1994 | New Mexico State | 31 | 2500 | 80.6 |
| 1995 | New Mexico State | 35 | 2437 | 85.6 |
| 1996 | UC Irvine | 27 | 2026 | 75.0 |
| 1997 | Cal Poly | 30 | 2444 | 81.5 |
| 1998 | Cal Poly | 28 | 2367 | 84.5 |
| 1999 | Cal Poly | 27 | 2293 | 84.9 |
| 2000 | Long Beach State | 30 | 2435 | 81.2 |
| 2001 | Cal Poly | 28 | 2241 | 80.0 |
| 2002 | Long Beach State | 30 | 2135 | 71.2 |
| 2003 | Cal State Northridge | 29 | 2073 | 71.5 |
| 2004 | Cal State Fullerton | 28 | 1983 | 70.8 |
| 2005 | Cal State Fullerton | 32 | 2408 | 75.2 |
| 2006 | Long Beach State | 30 | 2498 | 83.3 |

SCORING DEFENSE

| Year | Team | G | Pts | Avg |
|-------------|---------------------|-----------|-------------|-------------|
| 1970 | Long Beach State | 28 | 2041 | 72.9 |
| 1971 | Long Beach State | 29 | 1874 | 64.6 |
| 1972 | UC Santa Barbara | 26 | 1776 | 68.4 |
| 1973 | Long Beach State | 29 | 2086 | 71.9 |
| 1974 | Long Beach State | 26 | 1588 | 61.1 |
| 1975 | Cal State Fullerton | 24 | 1661 | 69.2 |
| 1976 | Cal State Fullerton | 25 | 1591 | 63.6 |
| 1977 | Cal State Fullerton | 26 | 1734 | 66.7 |
| 1978 | Fresno State | 27 | 1417 | 52.3 |
| 1979 | Fresno State | 28 | 1632 | 58.3 |
| 1980 | Fresno State | 24 | 1412 | 58.8 |
| 1981 | Fresno State | 29 | 1470 | 50.7 |
| 1982 | Fresno State | 30 | 1412 | 47.1 |
| 1983 | Fresno State | 35 | 1927 | 55.1 |
| 1984 | Fresno State | 33 | 1802 | 54.6 |
| 1985 | Fresno State | 32 | 1751 | 54.7 |
| 1986 | Fresno State | 30 | 1775 | 59.2 |
| 1987 | Fresno State | 29 | 1850 | 63.8 |
| 1988 | Cal State Fullerton | 29 | 1897 | 65.4 |
| 1989 | Fresno State | 29 | 1823 | 62.9 |
| 1990 | UC Santa Barbara | 30 | 2026 | 67.5 |
| 1991 | New Mexico State | 29 | 2017 | 69.6 |
| 1992 | UNLV | 28 | 1821 | 65.0 |
| 1993 | UC Santa Barbara | 29 | 1830 | 63.1 |
| 1994 | Utah State | 27 | 1869 | 69.2 |
| 1995 | Utah State | 29 | 1998 | 68.9 |
| 1996 | Pacific | 27 | 1833 | 67.9 |
| 1997 | Pacific | 30 | 1800 | 60.0 |
| 1998 | Pacific | 33 | 2086 | 63.2 |
| 1999 | Boise State | 29 | 1790 | 61.7 |
| 2000 | Utah State | 34 | 2080 | 61.2 |
| 2001 | Utah State | 34 | 1959 | 57.6 |
| 2002 | Utah State | 31 | 1800 | 58.1 |
| 2003 | Utah State | 33 | 1979 | 60.0 |
| 2004 | Utah State | 29 | 1684 | 58.1 |
| 2005 | Utah State | 32 | 1848 | 57.8 |
| 2006 | Pacific | 32 | 2047 | 64.0 |

SCORING MARGIN

| Year | Team | Off | Def | Mar |
|-------------|---------------------|-------------|-------------|-------------|
| 1970 | Long Beach State | 83.8 | 72.9 | 10.9 |
| 1971 | Long Beach State | 87.2 | 64.6 | 22.6 |
| 1972 | Long Beach State | 84.8 | 69.8 | 15.0 |
| 1973 | Long Beach State | 90.1 | 71.9 | 18.2 |
| 1974 | Long Beach State | 80.2 | 61.1 | 19.1 |
| 1975 | Long Beach State | 77.2 | 67.3 | 9.9 |
| 1976 | Cal State Fullerton | 70.4 | 63.6 | 6.8 |
| 1977 | Long Beach State | 79.1 | 70.2 | 8.9 |
| 1978 | Fresno State | 59.2 | 52.4 | 6.8 |
| 1979 | Cal State Fullerton | 77.1 | 70.9 | 6.2 |
| 1980 | Fresno State | 66.3 | 58.8 | 7.5 |
| 1981 | Fresno State | 66.0 | 50.7 | 10.3 |
| 1982 | Fresno State | 59.6 | 47.1 | 12.5 |
| 1983 | UNLV | 79.0 | 69.4 | 9.6 |
| 1984 | UNLV | 81.9 | 68.7 | 13.2 |
| 1985 | UNLV | 82.0 | 72.5 | 9.5 |
| 1986 | UNLV | 78.6 | 68.2 | 10.4 |
| 1987 | UNLV | 92.6 | 75.5 | 17.1 |
| 1988 | UNLV | 84.3 | 68.2 | 16.1 |
| 1989 | UNLV | 85.3 | 74.5 | 10.7 |
| 1990 | UNLV | 93.5 | 78.5 | 15.0 |
| 1991 | UNLV | 97.7 | 71.0 | 26.7 |
| 1992 | UNLV | 80.0 | 65.0 | 15.0 |
| 1993 | UNLV | 89.4 | 81.3 | 8.1 |
| 1994 | New Mexico State | 80.6 | 71.4 | 9.2 |
| 1995 | Utah State | 78.7 | 68.9 | 9.8 |
| 1996 | Long Beach State | 74.8 | 69.4 | 5.4 |
| 1997 | Pacific | 72.9 | 60.0 | 12.9 |
| 1998 | Pacific | 73.1 | 63.2 | 9.8 |
| 1999 | Boise State | 68.5 | 61.7 | 6.8 |
| 2000 | Long Beach State | 81.2 | 68.7 | 12.5 |
| 2001 | Utah State | 70.7 | 57.6 | 13.1 |
| 2002 | Utah State | 67.0 | 58.1 | 8.9 |
| 2003 | Utah State | 66.6 | 60.0 | 6.6 |
| 2004 | Utah State | 69.3 | 58.1 | 11.2 |
| 2005 | Utah State | 72.3 | 57.8 | 14.6 |
| 2006 | Pacific | 74.3 | 64.0 | 10.3 |

FIELD GOAL PERCENTAGE

| Year | Team | FGM | FGA | Pct |
|-------------|-----------------------|------------|-------------|-------------|
| 1970 | UC Santa Barbara | 896 | 1829 | .490 |
| 1971 | San Diego State | 852 | 1793 | .475 |
| 1972 | Cal State Los Angeles | 928 | 1974 | .471 |
| 1973 | Long Beach State | 1101 | 2328 | .473 |
| 1974 | Long Beach State | 887 | 1680 | .528 |
| 1975 | San Jose State | 894 | 1835 | .487 |
| 1976 | San Jose State | 842 | 1644 | .512 |
| 1977 | Cal State Fullerton | 791 | 1590 | .497 |
| 1978 | San Diego State | 919 | 1810 | .508 |
| 1979 | Utah State | 929 | 1823 | .510 |
| 1980 | Long Beach State | 1062 | 2000 | .531 |
| 1981 | UC Irvine | 934 | 1703 | .548 |
| 1982 | UC Irvine | 920 | 1639 | .561 |
| 1983 | Utah State | 827 | 1649 | .502 |
| 1984 | UNLV | 1160 | 2190 | .530 |
| 1985 | UNLV | 1042 | 2118 | .492 |
| 1986 | UC Irvine | 864 | 1732 | .499 |
| 1987 | UC Santa Barbara | 776 | 1571 | .494 |
| 1988 | Utah State | 902 | 1807 | .499 |
| 1989 | Utah State | 770 | 1585 | .486 |
| 1990 | UNLV | 1356 | 2672 | .507 |
| 1991 | UNLV | 1305 | 2441 | .535 |
| 1992 | UNLV | 817 | 1583 | .516 |
| 1993 | UNLV | 909 | 1833 | .496 |
| 1994 | Long Beach State | 753 | 1573 | .479 |
| 1995 | Utah State | 831 | 1650 | .504 |
| 1996 | Utah State | 810 | 1717 | .472 |
| 1997 | New Mexico State | 774 | 1589 | .487 |
| 1998 | Pacific | 841 | 1691 | .497 |
| 1999 | Utah State | 740 | 1552 | .477 |
| 2000 | Long Beach State | 884 | 1784 | .496 |
| 2001 | Utah State | 852 | 1755 | .485 |
| 2002 | UC Irvine | 783 | 1652 | .474 |
| 2003 | Utah State | 799 | 1727 | .463 |
| 2004 | Utah State | 711 | 1397 | .509 |
| 2005 | Utah State | 851 | 1621 | .525 |
| 2006 | Pacific | 858 | 1763 | .487 |

FREE THROW PERCENTAGE

| Year | Team | FTM | FTA | Pct |
|-------------|-------------------------|------------|------------|-------------|
| 1970 | Long Beach State | 444 | 639 | .695 |
| 1971 | San Diego State | 473 | 673 | .711 |
| 1972 | Pacific | 534 | 766 | .697 |
| 1973 | Cal State Los Angeles | 400 | 543 | .736 |
| 1974 | Long Beach State | 310 | 441 | .703 |
| 1975 | Long Beach State | 413 | 585 | .706 |
| 1976 | Long Beach State | 359 | 513 | .700 |
| 1977 | Pacific | 338 | 471 | .716 |
| 1978 | San Diego State | 413 | 570 | .725 |
| 1979 | Pacific | 456 | 635 | .718 |
| 1980 | Utah State | 584 | 766 | .762 |
| 1981 | Pacific | 459 | 611 | .751 |
| 1982 | Pacific | 449 | 613 | .732 |
| 1983 | UC Santa Barbara | 413 | 535 | .772 |
| 1984 | UC Santa Barbara | 436 | 593 | .735 |
| 1985 | UC Irvine | 480 | 646 | .743 |
| 1986 | UC Irvine | 597 | 779 | .766 |
| 1987 | UC Irvine | 532 | 693 | .768 |
| 1988 | UC Irvine | 569 | 760 | .749 |
| 1989 | Utah State | 511 | 693 | .737 |
| 1990 | Utah State | 585 | 822 | .712 |
| 1991 | Cal State Fullerton | 516 | 712 | .725 |
| 1992 | Fresno State | 484 | 652 | .742 |
| 1993 | Utah State | 516 | 726 | .711 |
| 1994 | Utah State | 511 | 728 | .702 |
| 1995 | San Jose State | 416 | 599 | .694 |
| 1996 | UC Santa Barbara | 342 | 487 | .702 |
| 1997 | Cal Poly | 468 | 625 | .749 |
| 1998 | UC Irvine | 381 | 517 | .737 |
| 1999 | Cal Poly | 468 | 639 | .732 |
| 2000 | UC Irvine | 398 | 537 | .741 |
| 2001 | UC Irvine | 517 | 697 | .742 |
| 2002 | UC Santa Barbara | 468 | 619 | .756 |
| 2003 | UC Santa Barbara | 455 | 614 | .741 |
| 2004 | Pacific | 549 | 746 | .736 |
| 2005 | Pacific | 469 | 631 | .743 |
| 2006 | Pacific | 446 | 598 | .746 |

3-PT FIELD GOAL PERCENTAGE

| Year | Team | FGM | FGA | Pct |
|-------------|-------------------------|------------|------------|-------------|
| 1987 | UC Irvine | 187 | 450 | .416 |
| 1988 | New Mexico State | 143 | 314 | .455 |
| 1989 | UC Irvine | 179 | 424 | .422 |
| 1990 | Pacific | 161 | 412 | .391 |
| 1991 | UNLV | 282 | 682 | .413 |
| 1992 | Pacific | 229 | 562 | .407 |
| 1993 | Cal State Fullerton | 137 | 351 | .390 |
| 1994 | UC Irvine | 234 | 626 | .374 |
| 1995 | UNLV | 202 | 555 | .364 |
| 1996 | Pacific | 241 | 628 | .384 |
| 1997 | New Mexico State | 222 | 570 | .389 |
| 1998 | Utah State | 139 | 324 | .429 |
| 1999 | Pacific | 226 | 594 | .380 |
| 2000 | New Mexico State | 204 | 541 | .377 |
| 2001 | UC Irvine | 181 | 464 | .390 |
| 2002 | UC Santa Barbara | 185 | 472 | .392 |
| 2003 | UC Irvine | 171 | 452 | .378 |
| 2004 | Utah State | 168 | 419 | .401 |
| 2005 | Utah State | 185 | 473 | .391 |
| 2006 | UC Irvine | 249 | 593 | .420 |

ALL-TIME INDIVIDUAL LEADERS

All-Time Year-By-Year Team Leaders

All-Time Year-By-Year Individual Leaders

REBOUNDED

| Year | Team | G | No | Avg |
|------|----------------------|----|------|------|
| 1970 | CS Los Angeles | 26 | 1554 | 59.8 |
| 1971 | CS Los Angeles | 26 | 1435 | 55.2 |
| 1972 | Pacific | 26 | 1495 | 57.5 |
| 1973 | Long Beach State | 29 | 1610 | 55.5 |
| 1974 | UC Santa Barbara | 26 | 1200 | 46.0 |
| 1975 | San Diego State | 27 | 1295 | 48.0 |
| 1976 | San Diego State | 29 | 1360 | 46.9 |
| 1977 | San Diego State | 28 | 1308 | 46.7 |
| 1978 | Long Beach State | 29 | 1199 | 41.3 |
| 1979 | Cal State Fullerton | 27 | 1092 | 40.4 |
| 1980 | Cal State Fullerton | 27 | 1008 | 37.3 |
| 1981 | Utah State | 28 | 1063 | 38.0 |
| 1982 | Utah State | 27 | 997 | 36.9 |
| 1983 | UNLV | 31 | 1257 | 40.5 |
| 1984 | UNLV | 35 | 1281 | 36.6 |
| 1985 | UNLV | 32 | 1266 | 39.5 |
| 1986 | Long Beach State | 29 | 1090 | 37.6 |
| 1987 | UNLV | 39 | 1564 | 40.1 |
| 1988 | UNLV | 34 | 1375 | 40.4 |
| 1989 | UNLV | 37 | 1538 | 41.6 |
| 1990 | UC Santa Barbara | 30 | 1263 | 42.1 |
| 1991 | UNLV | 35 | 1485 | 42.4 |
| 1992 | Utah State | 28 | 1113 | 39.8 |
| 1993 | UC Irvine | 27 | 1031 | 38.2 |
| 1994 | New Mexico State | 31 | 1288 | 41.5 |
| 1995 | Utah State | 29 | 1186 | 40.9 |
| 1996 | Utah State | 33 | 1302 | 39.5 |
| 1997 | Utah State | 29 | 1085 | 37.4 |
| 1998 | New Mexico State | 30 | 1146 | 38.2 |
| 1999 | UC Santa Barbara | 28 | 1082 | 38.6 |
| 2000 | UC Santa Barbara | 28 | 1105 | 39.5 |
| 2001 | Cal Poly | 28 | 1129 | 40.3 |
| 2002 | Utah State | 31 | 1116 | 36.0 |
| 2003 | Cal State Northridge | 29 | 1022 | 35.2 |
| 2004 | Cal State Fullerton | 28 | 1067 | 38.1 |
| 2005 | Cal State Fullerton | 32 | 1211 | 37.8 |
| 2006 | Cal State Fullerton | 29 | 1124 | 38.8 |

SCORING AVERAGE

| Year | Player, School | G | Pts | Avg |
|------|----------------------------|-----------|------------|-------------|
| 1970 | Lucius Davis, FSU | 26 | 597 | 22.9 |
| 1971 | Jerry Pender, FSU | 26 | 588 | 22.6 |
| 1972 | Michael Jackson, CSLA | 26 | 589 | 22.7 |
| 1973 | Raymond Lewis, CSLA | 25 | 789 | 32.9 |
| 1974 | Charles Baileys, FSU | 25 | 575 | 23.0 |
| 1975 | Roy Jones, FSU | 26 | 536 | 20.6 |
| 1976 | Steve Copp, SDSU | 29 | 520 | 17.9 |
| 1977 | Dave Brown, UCSB | 26 | 476 | 18.3 |
| 1978 | Wayne Smith, UCI | 24 | 489 | 20.4 |
| 1979 | Rickey Williams, LBSU | 28 | 507 | 18.1 |
| 1980 | Ron Cornelius, PAC | 31 | 670 | 21.6 |
| 1981 | Kevin Magee, UCI | 27 | 743 | 27.5 |
| 1982 | Kevin Magee, UCI | 29 | 732 | 25.2 |
| 1983 | Sidney Green, UNLV | 31 | 684 | 22.1 |
| 1984 | Leon Wood, CSF | 30 | 719 | 24.0 |
| 1985 | Gilbert Wilburn, NMSU | 21 | 496 | 23.6 |
| 1986 | Greg Grant, USU | 28 | 634 | 22.6 |
| 1987 | Scott Brooks, UCI | 28 | 665 | 23.8 |
| 1988 | Ricky Berry, SJSU | 29 | 702 | 24.2 |
| 1989 | Cedric Ceballos, CSF | 29 | 615 | 21.2 |
| 1990 | Cedric Ceballos, CSF | 29 | 669 | 23.1 |
| 1991 | Larry Johnson, UNLV | 35 | 795 | 22.7 |
| 1992 | Lucius Davis, UCSB | 29 | 644 | 22.2 |
| 1993 | J.R. Rider, UNLV | 28 | 814 | 29.1 |
| 1994 | Jimmy Moore, NEV | 28 | 538 | 19.2 |
| 1995 | Eric Franson, USU | 29 | 534 | 18.4 |
| 1996 | James Cotton, LBSU | 26 | 508 | 19.5 |
| 1997 | Raymond Tutt, UCSB | 27 | 649 | 24.0 |
| 1998 | Michael Olowokandi, PAC | 32 | 703 | 22.0 |
| 1999 | Roberto Bergersen, BSU | 29 | 644 | 22.2 |
| 2000 | Chris Davis, UNT | 27 | 587 | 21.7 |
| 2001 | Ramel Lloyd, LBSU | 31 | 600 | 19.4 |
| 2002 | Jerry Green, UCI | 32 | 651 | 20.3 |
| 2003 | Varnie Dennis, CP | 28 | 489 | 17.5 |
| 2004 | Varnie Dennis, CP | 26 | 475 | 18.3 |
| 2005 | Ralph Holmes, CSF | 26 | 440 | 16.9 |
| 2006 | Christian Maraker, PAC | 32 | 564 | 17.6 |

FIELD GOAL PERCENTAGE

| Year | Player, School | FG | FGA | Pct |
|------|----------------------------|------------|------------|-------------|
| 1970 | Doug Rex, UCSB | 213 | 368 | .579 |
| 1971 | Michael Jackson, CSLA | 115 | 192 | .599 |
| 1972 | Michael Jackson, CSLA | 222 | 362 | .614 |
| 1973 | Bill Mallory, CSLA | 130 | 221 | .585 |
| 1974 | Clifton Pondexter, LBSU | 167 | 283 | .590 |
| 1975 | Taras Young, CSF | 70 | 120 | .583 |
| 1976 | Ron Fair, SJSU | 168 | 304 | .553 |
| 1977 | Lloyd McMillian, LBSU | 186 | 329 | .565 |
| 1978 | Ron Cornelius, PAC | 129 | 218 | .592 |
| 1979 | Matt Maderos, UCSB | 165 | 289 | .571 |
| 1980 | Dean Hunger, USU | 214 | 353 | .606 |
| 1981 | Kevin Magee, UCI | 280 | 417 | .671 |
| 1982 | Kevin Magee, UCI | 272 | 424 | .642 |
| 1983 | Chris McNealy, SJSU | 217 | 368 | .589 |
| 1984 | Bernard Thompson, FSU | 214 | 363 | .589 |
| 1984 | Bob Thornton, UCI | 151 | 236 | .640 |
| 1985 | Khriston Fortson, UCSB | 115 | 174 | .661 |
| 1986 | Scott Fisher, UCSB | 145 | 247 | .587 |
| 1987 | Armon Gilliam, UNLV | 359 | 598 | .600 |
| 1988 | Jarvis Basnight, UNLV | 184 | 284 | .648 |
| 1989 | Johnny Roberson, NMSU | 161 | 281 | .573 |
| 1990 | Larry Johnson, UNLV | 304 | 487 | .624 |
| 1991 | Larry Johnson, UNLV | 308 | 465 | .662 |
| 1992 | Elmore Spencer, UNLV | 174 | 273 | .637 |
| 1993 | Tracey Ware, NMSU | 145 | 232 | .625 |
| 1994 | Mike Atkinson, LBSU | 141 | 203 | .695 |
| 1995 | Joe McNaull, LBSU | 156 | 248 | .629 |
| 1996 | Daniel Watts, NEV | 145 | 221 | .656 |
| 1997 | Faron Hand, NEV | 235 | 407 | .577 |
| 1998 | Michael Olowokandi, PAC | 298 | 484 | .616 |
| 1999 | Charles Gosa, NMSU | 199 | 329 | .605 |
| 2000 | Mate Milisa, LBSU | 198 | 334 | .593 |
| 2001 | Mike Hahn, PAC | 121 | 203 | .596 |
| 2002 | Vili Morton, UCR | 116 | 198 | .586 |
| 2003 | Adam Parada, UCI | 133 | 244 | .545 |
| 2004 | Nate Harris, USU | 134 | 198 | .677 |
| 2005 | Nate Harris, USU | 172 | 264 | .652 |
| 2006 | Chris Devine, UCSB | 135 | 244 | .553 |

3-PT FIELD GOAL PERCENTAGE

| Year | Player, School | 3FG | 3FGA | Pct |
|------|-----------------------------|-----------|-----------|-------------|
| 1987 | Kenny Travis, NMSU | 45 | 97 | .464 |
| 1988 | Jeff McCool, NMSU | 73 | 144 | .507 |
| 1989 | Mike Doktorczyk, UCI | 40 | 77 | .519 |
| 1990 | Carrick DeHart, UCSB | 68 | 152 | .447 |
| 1991 | William Benjamin, NMSU | 43 | 87 | .494 |
| 1992 | Tony Amundsen, PAC | 93 | 198 | .470 |
| 1993 | Ken Gibson, UNLV | 55 | 120 | .458 |
| 1994 | Jerry Hogan, NEV | 66 | 151 | .437 |
| 1995 | Damian Smith, UNLV | 63 | 146 | .432 |
| 1996 | Justin Jones, USU | 77 | 165 | .467 |
| 1997 | Raymond Tutt, UCSB | 55 | 118 | .466 |
| 1998 | Justin Jones, USU | 60 | 116 | .517 |
| 1999 | Scott Thomason, PAC | 54 | 111 | .486 |
| 2000 | Eric Channing, NMSU | 70 | 156 | .449 |
| 2001 | Sean Jackson, UCI | 62 | 135 | .459 |
| 2002 | Tony Brown, USU | 75 | 172 | .436 |
| 2003 | Ted Bell, UCR | 50 | 116 | .431 |
| 2004 | Mark Brown, USU | 36 | 82 | .439 |
| 2005 | Jaycee Carroll, USU | 79 | 166 | .476 |
| 2006 | Ross Schraeder, UCI | 74 | 156 | .474 |

3-PT FIELD GOALS MADE AVERAGE

| Year | Player, School | G | 3FG | Avg |
|------|-------------------------|-----------|------------|------------|
| 1987 | Scott Brooks, UCI | 28 | 111 | 4.0 |
| 1988 | Gerald Paddio, UNLV | 34 | 118 | 3.5 |
| 1989 | Reid Newey, USU | 28 | 98 | 3.5 |
| 1990 | Anderson Hunt, UNLV | 39 | 99 | 2.5 |
| 1991 | Jeff Herdman, UCI | 30 | 112 | 3.7 |
| 1992 | Tony Amundsen, PAC | 30 | 93 | 3.1 |
| 1993 | Don Leary, CSF | 27 | 89 | 3.3 |
| 1994 | Chris Brown, UCI | 26 | 122 | 4.7 |
| 1995 | Adam Jacobsen, PAC | 27 | 95 | 3.5 |
| 1996 | Adam Jacobsen, PAC | 27 | 80 | 3.0 |
| 1997 | Mark Boelter, PAC | 30 | 98 | 3.3 |
| 1998 | Denmark Reid, NMSU | 30 | 104 | 3.5 |
| 1999 | Clay McKnight, PAC | 27 | 90 | 3.3 |
| 2000 | Gordon Scott, UI | 28 | 96 | 3.4 |
| 2001 | Watende Favors, CP | 28 | 81 | 2.9 |
| 2002 | Mark Hull, UCSB | 31 | 78 | 2.5 |
| 2003 | Tony Darden, LBSU | 27 | 79 | 2.9 |
| 2004 | Dwayne Williams, UI | 30 | 80 | 2.7 |
| 2005 | Ross Schraeder, UCI | 29 | 79 | 2.7 |
| 2006 | Jibril Hodges, LBSU | 30 | 87 | 2.9 |



Pacific's Christian Maraker led the Big West in scoring in 2005-06 with 17.6 points per game.

ALL-TIME INDIVIDUAL LEADERS

All-Time Leaders Year-By-Year Individual

FREE THROW PERCENTAGE

| Year | Player, School | FTM | FTA | Pct |
|------|---------------------------|-----------|-----------|-------------|
| 1970 | Shawn Johnson, LBSU | 64 | 75 | .853 |
| 1971 | Gary Schneider, SDSU | 69 | 81 | .852 |
| 1972 | Bob Schacter, UCSB | 59 | 71 | .830 |
| 1973 | Wayne Kemp, FSU | 70 | 79 | .886 |
| 1974 | Mike Fink, PAC | 27 | 31 | .871 |
| 1975 | Pat O'Leary, FSU | 30 | 34 | .882 |
| 1976 | Kevin Heenan, CSF | 33 | 38 | .868 |
| 1977 | Mike Dodd, SDSU | 26 | 31 | .839 |
| 1978 | Doug Streeter, FSU | 66 | 78 | .846 |
| 1979 | Steve McGuire, UCI | 85 | 98 | .867 |
| 1980 | Rich McElrath, USU | 128 | 151 | .848 |
| 1981 | Jason Works, UCI | 56 | 63 | .889 |
| 1982 | Steve Howard, PAC | 78 | 95 | .821 |
| 1983 | York Gross, UCSB | 140 | 160 | .875 |
| 1984 | Vince Washington, USU | 132 | 157 | .841 |
| 1985 | Vince Washington, USU | 147 | 170 | .856 |
| 1986 | Scott Brooks, UCI | 78 | 88 | .886 |
| 1987 | Scott Brooks, UCI | 142 | 168 | .845 |
| 1988 | Mike Doktorczyk, UCI | 64 | 72 | .889 |
| 1989 | Mike Doktorczyk, UCI | 133 | 159 | .836 |
| 1990 | Wilbert Hooker, FSU | 83 | 101 | .822 |
| 1991 | Bryon Ruffner, USU | 72 | 86 | .837 |
| 1992 | Jay Goodman, USU | 82 | 92 | .891 |
| 1993 | Jay Goodman, USU | 117 | 137 | .854 |
| 1994 | Jarobi Kemp, USU | 81 | 97 | .835 |
| 1995 | Damian Smith, UNLV | 68 | 81 | .840 |
| 1996 | Raimonds Miglinieks, UCI | 91 | 115 | .791 |
| 1997 | Mike Wozniak, CP | 82 | 94 | .872 |
| 1998 | Mike Wozniak, CP | 129 | 145 | .890 |
| 1999 | Roberto Bergersen, BSU | 125 | 146 | .856 |
| 2000 | Clay McKnight, PAC | 74 | 78 | .949 |
| 2001 | Jerry Green, UCI | 196 | 235 | .834 |
| 2002 | Tony Brown, USU | 84 | 98 | .857 |
| 2003 | Miah Davis, PAC | 65 | 72 | .903 |
| 2004 | David Doubley, PAC | 74 | 82 | .902 |
| 2005 | David Doubley, PAC | 94 | 105 | .895 |
| 2006 | Johnny Gray, PAC | 69 | 79 | .873 |

BLOCKED SHOT AVERAGE

| Year | Player, School | G | No | Avg |
|------|---------------------------|-----------|-----------|------------|
| 1986 | Armon Gilliam, UNLV | 37 | 40 | 1.1 |
| 1987 | Gilbert Pete, USU | 31 | 57 | 1.8 |
| 1988 | Gerald Thomas, SJSU | 29 | 62 | 2.1 |
| | Eric McArthur, UCSB | 30 | 64 | 2.1 |
| 1989 | Eric McArthur, UCSB | 30 | 78 | 2.6 |
| 1990 | Eric McArthur, UCSB | 29 | 89 | 3.1 |
| 1991 | Elmore Spencer, UNLV | 31 | 76 | 2.5 |
| 1992 | Elmore Spencer, UNLV | 28 | 70 | 2.5 |
| 1993 | Sean Williams, CSF | 26 | 66 | 2.5 |
| 1994 | Terrance O'Kelley, LBSU | 27 | 59 | 2.2 |
| 1995 | Doug Muse, UCSB | 27 | 55 | 2.0 |
| 1996 | Daniel Watts, NEV | 29 | 46 | 1.6 |
| 1997 | Marcus Johnson, LBSU | 26 | 34 | 1.3 |
| 1998 | Michael Olowokandi, PAC | 32 | 88 | 2.8 |
| 1999 | Dimitrios Marmarinos, NEV | 25 | 38 | 1.5 |
| 2000 | Adama Ndiaye, UCSB | 28 | 48 | 1.7 |
| | Shawn Daniels, USU | 34 | 58 | 1.7 |
| 2001 | Shawn Daniels, USU | 34 | 59 | 1.7 |
| 2002 | Vili Morton, UCR | 26 | 83 | 3.2 |
| 2003 | Varnie Dennis, CP | 28 | 58 | 2.1 |
| 2004 | Vili Morton, UCR | 28 | 43 | 1.5 |
| 2005 | Glenn Turner, UCSB | 29 | 42 | 1.5 |
| 2006 | Glenn Turner, UCSB | 23 | 32 | 1.4 |

REBOUND AVERAGE

| Year | Player, School | G | No | Avg |
|------|---------------------------|-----------|------------|-------------|
| 1970 | Morris Thomas, CSLA | 26 | 356 | 13.7 |
| 1971 | George Trapp, LBSU | 29 | 313 | 10.7 |
| 1972 | John Gianelli, PAC | 26 | 466 | 17.9 |
| 1973 | Jim McCargo, PAC | 26 | 313 | 12.0 |
| 1974 | Tommie Lipsey, CSLA | 25 | 259 | 10.4 |
| 1975 | Will Connelly, SDSU | 27 | 248 | 9.2 |
| 1976 | Will Connelly, SDSU | 29 | 255 | 8.8 |
| 1977 | Joel Kramer, SDSU | 28 | 257 | 9.2 |
| 1978 | Joel Kramer, SDSU | 28 | 255 | 9.1 |
| 1979 | Francois Wise, LBSU | 25 | 258 | 10.3 |
| 1980 | Francois Wise, LBSU | 34 | 324 | 9.5 |
| | Calvin Roberts, CSF | 26 | 247 | 9.5 |
| 1981 | Kevin Magee, UCI | 27 | 337 | 12.5 |
| 1982 | Kevin Magee, UCI | 29 | 353 | 12.2 |
| 1983 | Sidney Green, UNLV | 31 | 368 | 11.9 |
| 1984 | Ozell Jones, CSF | 29 | 272 | 9.4 |
| 1985 | Tony Neal, CSF | 29 | 326 | 11.2 |
| 1986 | Reggie Owens, SJSU | 27 | 234 | 8.7 |
| 1987 | Armon Gilliam, UNLV | 39 | 363 | 9.3 |
| 1988 | Brian Shaw, UCSB | 30 | 260 | 8.7 |
| 1989 | Eric McArthur, UCSB | 30 | 304 | 10.1 |
| 1990 | Eric McArthur, UCSB | 29 | 377 | 13.0 |
| 1991 | Larry Johnson, UNLV | 35 | 380 | 10.9 |
| 1992 | Elmore Spencer, UNLV | 28 | 228 | 8.1 |
| 1993 | Eric Morris, NEV | 26 | 248 | 9.5 |
| 1994 | Kebu Stewart, UNLV | 22 | 256 | 11.6 |
| 1995 | Kebu Stewart, UNLV | 21 | 209 | 10.0 |
| 1996 | Warren Rosegreen, UNLV | 26 | 247 | 9.5 |
| 1997 | Maurice Spillers, USU | 29 | 242 | 8.3 |
| 1998 | Michael Olowokandi, PAC | 32 | 352 | 11.0 |
| 1999 | Donnie Johnson, USU | 28 | 231 | 8.3 |
| 2000 | Richard Stirgus, NEV | 29 | 252 | 8.7 |
| 2001 | Travis Reed, LBSU | 31 | 269 | 8.7 |
| 2002 | Vili Morton, UCR | 26 | 241 | 9.3 |
| 2003 | Spencer Nelson, USU | 33 | 244 | 7.4 |
| 2004 | Pape Sow, CSF | 28 | 272 | 9.7 |
| 2005 | Ralph Holmes, CSF | 26 | 228 | 8.8 |
| 2006 | Christian Maraker, PAC | 32 | 285 | 8.9 |

ASSIST AVERAGE

| Year | Player, School | G | No | Avg |
|------|--------------------------|-----------|------------|-------------|
| 1972 | Ed Ratleff, LBSU | 29 | 189 | 6.5 |
| 1973 | Bob Schacter, UCSB | 26 | 137 | 5.3 |
| 1974 | Leonard Armato, PAC | 26 | 108 | 6.8 |
| 1975 | Leonard Armato, PAC | 25 | 148 | 5.9 |
| 1976 | Ray Leary, SDSU | 29 | 163 | 5.6 |
| 1977 | Ken Mickey, SJSU | 29 | 203 | 7.0 |
| 1978 | Michael Linden, CSF | 31 | 204 | 6.6 |
| 1979 | Michael Mendez, SJSU | 27 | 162 | 6.0 |
| 1980 | Rich McElrath, USU | 27 | 172 | 6.4 |
| 1981 | Michael Mendez, SJSU | 30 | 143 | 4.8 |
| 1982 | Leon Wood, CSF | 32 | 237 | 7.4 |
| 1983 | Leon Wood, CSF | 29 | 319 | 11.0 |
| 1984 | Danny Tarkanian, UNLV | 34 | 296 | 8.7 |
| 1985 | Freddie Banks, UNLV | 32 | 186 | 5.8 |
| 1986 | Mark Wade, UNLV | 38 | 283 | 7.4 |
| 1987 | Mark Wade, UNLV | 38 | 406 | 10.7 |
| 1988 | Brian Shaw, UCSB | 30 | 182 | 6.1 |
| 1989 | Greg Anthony, UNLV | 36 | 239 | 6.6 |
| 1990 | Greg Anthony, UNLV | 39 | 289 | 7.4 |
| 1991 | Greg Anthony, UNLV | 35 | 310 | 8.8 |
| 1992 | Sam Crawford, NMSU | 33 | 282 | 8.5 |
| 1993 | Sam Crawford, NMSU | 34 | 310 | 9.1 |
| 1994 | Eathan O'Bryant, NEV | 28 | 227 | 8.1 |
| 1995 | Raimonds Miglinieks, UCI | 29 | 245 | 8.4 |
| 1996 | Raimonds Miglinieks, UCI | 27 | 230 | 8.5 |
| 1997 | Antoine Hubbard, NMSU | 25 | 144 | 5.8 |
| 1998 | Robin Kennedy, NEV | 28 | 178 | 6.4 |
| 1999 | Calvin Williams, UNT | 25 | 132 | 5.3 |
| 2000 | Billy Keys, NMSU | 32 | 150 | 4.7 |
| 2001 | Bernard Rock, USU | 34 | 140 | 4.1 |
| 2002 | Markus Carr, CSUN | 28 | 148 | 5.3 |
| 2003 | Zakee Smith, CSF | 28 | 131 | 4.7 |
| 2004 | Mark Brown, USU | 29 | 141 | 4.9 |
| 2005 | Aaron Fitzgerald, UCI | 29 | 152 | 5.2 |
| 2006 | Aaron Fitzgerald, UCI | 29 | 190 | 6.6 |

STEALS AVERAGE

| Year | Player, School | G | No | Avg |
|------|-------------------------|-----------|------------|------------|
| 1986 | Greg Grant, USU | 28 | 66 | 2.4 |
| 1987 | Scott Brooks, UCI | 28 | 66 | 2.4 |
| 1988 | Morlon Wiley, LBSU | 29 | 74 | 2.6 |
| 1989 | Greg Anthony, UNLV | 36 | 85 | 2.4 |
| 1990 | Randy Brown, NMSU | 31 | 91 | 2.9 |
| 1991 | Randy Brown, NMSU | 29 | 71 | 2.4 |
| 1992 | Ray Kelly, UCSB | 29 | 72 | 2.5 |
| 1993 | Jay Goodman, USU | 27 | 102 | 3.8 |
| 1994 | Eathan O'Bryant, NEV | 28 | 74 | 2.6 |
| 1995 | Eathan O'Bryant, NEV | 29 | 64 | 2.2 |
| 1996 | Rasul Salahuddin, LBSU | 28 | 101 | 3.6 |
| 1997 | Corey Anders, PAC | 30 | 82 | 2.7 |
| 1998 | Paul Culbertson, NEV | 27 | 68 | 2.5 |
| 1999 | Derrick Allen, UCSB | 28 | 68 | 2.4 |
| 2000 | Mark Murphy, CSF | 27 | 62 | 2.3 |
| 2001 | Ron Johnson, LBSU | 30 | 69 | 2.3 |
| 2002 | Markus Carr, CSUN | 28 | 78 | 2.8 |
| 2003 | Jeff Gloger, UCI | 29 | 75 | 2.6 |
| 2004 | Ian Boylan, CSUN | 30 | 78 | 2.6 |
| 2005 | Ian Boylan, CSUN | 31 | 82 | 2.7 |
| 2006 | Frank Robinson, CSF | 29 | 48 | 1.7 |

ANNUAL STANDINGS

| 1969-70 | Big West | | | | | Overall | | | | |
|--------------------|----------|----|-------|-----|-----|---------|----|------|------|------|
| | W | L | Pct. | PF | PA | W | L | Pct. | PF | PA |
| \$Long Beach State | 10 | 0 | 1.000 | 834 | 686 | 23 | 5 | .828 | 2086 | 1807 |
| CS Los Angeles | 6 | 4 | .600 | 933 | 886 | 18 | 8 | .692 | 2437 | 2319 |
| UC Santa Barbara | 6 | 4 | .600 | 857 | 806 | 12 | 14 | .462 | 2204 | 2134 |
| Fresno State | 5 | 5 | .500 | 837 | 854 | 14 | 12 | .538 | 2280 | 2246 |
| San Diego State | 3 | 7 | .300 | 776 | 711 | 13 | 13 | .500 | 1901 | 1892 |
| San Jose State | 0 | 10 | .000 | 764 | 884 | 3 | 21 | .125 | 1820 | 1986 |

| 1970-71 | Big West | | | | | Overall | | | | |
|--------------------|----------|----|-------|-----|-----|---------|----|------|------|------|
| | W | L | Pct. | PF | PA | W | L | Pct. | PF | PA |
| \$Long Beach State | 10 | 0 | 1.000 | 851 | 657 | 24 | 5 | .828 | 2291 | 1874 |
| UC Santa Barbara | 8 | 2 | .800 | 799 | 730 | 20 | 6 | .769 | 2076 | 1811 |
| CS Los Angeles | 5 | 5 | .500 | 837 | 832 | 15 | 11 | .577 | 2268 | 2139 |
| Fresno State | 4 | 6 | .400 | 824 | 880 | 15 | 11 | .577 | 2134 | 2098 |
| San Diego State | 3 | 7 | .300 | 871 | 874 | 12 | 14 | .462 | 2261 | 2263 |
| San Jose State | 0 | 10 | .000 | 717 | 926 | 2 | 24 | .077 | 1834 | 2254 |

| 1971-72 | Big West | | | | | Overall | | | | |
|-------------------|----------|----|------|-----|------|---------|----|------|------|------|
| | W | L | Pct. | PF | PA | W | L | Pct. | PF | PA |
| ~Long Beach State | 10 | 2 | .833 | 994 | 852 | 25 | 4 | .862 | 2461 | 2025 |
| Pacific | 8 | 4 | .667 | 985 | 897 | 17 | 9 | .654 | 2204 | 1912 |
| San Diego State | 7 | 5 | .583 | 922 | 945 | 18 | 10 | .643 | 2282 | 2195 |
| UC Santa Barbara | 5 | 7 | .417 | 859 | 862 | 17 | 9 | .654 | 1939 | 1776 |
| CS Los Angeles | 5 | 7 | .417 | 976 | 1018 | 14 | 12 | .538 | 2352 | 2267 |
| San Jose State | 5 | 7 | .417 | 847 | 895 | 11 | 15 | .423 | 1993 | 1956 |
| Fresno State | 2 | 10 | .167 | 900 | 1014 | 9 | 17 | .346 | 2085 | 2190 |

| 1972-73 | Big West | | | | | Overall | | | | |
|-------------------|----------|----|------|------|------|---------|----|------|------|------|
| | W | L | Pct. | PF | PA | W | L | Pct. | PF | PA |
| ~Long Beach State | 10 | 2 | .833 | 1075 | 891 | 26 | 3 | .897 | 2613 | 2082 |
| UC Santa Barbara | 8 | 4 | .667 | 931 | 909 | 17 | 9 | .654 | 2033 | 1947 |
| San Diego State | 7 | 5 | .583 | 888 | 935 | 15 | 11 | .577 | 1930 | 1967 |
| Pacific | 6 | 6 | .500 | 904 | 888 | 14 | 12 | .538 | 1949 | 1911 |
| San Jose State | 6 | 6 | .500 | 858 | 857 | 11 | 14 | .440 | 1812 | 1897 |
| CS Los Angeles | 4 | 8 | .333 | 1004 | 1060 | 11 | 14 | .440 | 2106 | 2214 |
| Fresno State | 1 | 11 | .083 | 817 | 934 | 10 | 16 | .385 | 1901 | 1963 |

| 1973-74 | Big West | | | | | Overall | | | | |
|------------------|----------|----|-------|-----|-----|---------|----|------|------|------|
| | W | L | Pct. | PF | PA | W | L | Pct. | PF | PA |
| Long Beach State | 12 | 0 | 1.000 | 976 | 721 | 24 | 2 | .923 | 2084 | 1588 |
| +CS Los Angeles | 8 | 4 | .667 | 939 | 905 | 17 | 10 | .630 | 2100 | 2050 |
| UC Santa Barbara | 7 | 5 | .583 | 884 | 883 | 16 | 10 | .615 | 1986 | 1932 |
| Fresno State | 5 | 7 | .417 | 778 | 795 | 16 | 9 | .640 | 1754 | 1657 |
| Pacific | 4 | 8 | .333 | 788 | 866 | 14 | 12 | .538 | 1792 | 1803 |
| San Diego State | 4 | 8 | .333 | 807 | 900 | 7 | 19 | .269 | 1826 | 2076 |
| San Jose State | 2 | 10 | .167 | 801 | 903 | 11 | 15 | .423 | 1850 | 1876 |

| 1974-75 | Big West | | | | | Overall | | | | |
|---------------------|----------|---|------|-----|-----|---------|----|------|------|------|
| | W | L | Pct. | PF | PA | W | L | Pct. | PF | PA |
| Long Beach State | 8 | 2 | .800 | 772 | 673 | 19 | 7 | .731 | 1957 | 1801 |
| +San Diego State | 6 | 4 | .600 | 758 | 735 | 14 | 12 | .538 | 1931 | 1886 |
| Fresno State | 5 | 5 | .500 | 704 | 718 | 16 | 10 | .615 | 1870 | 1831 |
| San Jose State | 4 | 6 | .400 | 757 | 758 | 16 | 13 | .552 | 2237 | 2096 |
| Cal State Fullerton | 4 | 6 | .400 | 658 | 701 | 13 | 11 | .542 | 1678 | 1661 |
| Pacific | 3 | 7 | .300 | 695 | 759 | 12 | 14 | .462 | 1889 | 1923 |

| 1975-76 | Big West | | | | | Overall | | | | |
|---------------------|----------|---|------|-----|-----|---------|----|------|------|------|
| | W | L | Pct. | PF | PA | W | L | Pct. | PF | PA |
| Cal State Fullerton | 6 | 4 | .600 | 643 | 617 | 15 | 10 | .600 | 1761 | 1591 |
| Long Beach State | 6 | 4 | .600 | 633 | 622 | 14 | 12 | .538 | 1721 | 1742 |
| San Jose State | 5 | 5 | .500 | 711 | 694 | 17 | 10 | .630 | 2046 | 1971 |
| †San Diego State | 5 | 5 | .500 | 728 | 707 | 16 | 13 | .552 | 2267 | 2156 |
| Pacific | 4 | 6 | .400 | 627 | 643 | 14 | 14 | .500 | 1853 | 1893 |
| Fresno State | 4 | 6 | .400 | 709 | 768 | 12 | 14 | .462 | 1903 | 1946 |

| 1976-77 | Big West | | | | | Overall | | | | |
|---------------------|----------|----|------|-----|-----|---------|----|------|------|------|
| | W | L | Pct. | PF | PA | W | L | Pct. | PF | PA |
| †Long Beach State | 9 | 3 | .750 | 936 | 836 | 21 | 8 | .724 | 2294 | 2035 |
| San Diego State | 9 | 3 | .750 | 902 | 849 | 13 | 15 | .464 | 2151 | 2146 |
| San Jose State | 8 | 4 | .667 | 853 | 867 | 17 | 12 | .586 | 2136 | 2160 |
| Cal State Fullerton | 7 | 5 | .583 | 866 | 824 | 16 | 10 | .604 | 1907 | 1734 |
| Pacific | 5 | 7 | .417 | 812 | 818 | 11 | 14 | .440 | 1768 | 1828 |
| UC Santa Barbara | 3 | 6 | .250 | 850 | 914 | 8 | 18 | .308 | 1895 | 2001 |
| Fresno State | 1 | 11 | .083 | 752 | 863 | 7 | 20 | .259 | 1895 | 1982 |

| 1977-78 | Big West | | | | | Overall | | | | |
|----------------------|----------|----|------|------|------|---------|----|------|------|------|
| | W | L | Pct. | PF | PA | W | L | Pct. | PF | PA |
| #Fresno State | 11 | 3 | .786 | 767 | 686 | 21 | 6 | .778 | 1600 | 1417 |
| San Diego State | 11 | 3 | .786 | 1040 | 928 | 19 | 9 | .679 | 2251 | 2038 |
| †Cal State Fullerton | 9 | 5 | .643 | 1021 | 973 | 23 | 9 | .719 | 2391 | 2181 |
| Pacific | 9 | 5 | .643 | 1002 | 955 | 17 | 10 | .630 | 2020 | 1891 |
| Long Beach State | 7 | 7 | .500 | 1111 | 1098 | 16 | 13 | .552 | 2358 | 2366 |
| San Jose State | 4 | 10 | .286 | 969 | 1035 | 8 | 19 | .296 | 1917 | 2096 |
| UC Santa Barbara | 3 | 11 | .214 | 882 | 998 | 8 | 19 | .296 | 1843 | 2036 |
| UC Irvine | 2 | 12 | .143 | 870 | 989 | 8 | 17 | .320 | 1564 | 1716 |

| 1978-79 | Big West | | | | | Overall | | | | |
|---------------------|----------|----|------|------|------|---------|----|------|------|------|
| | W | L | Pct. | PF | PA | W | L | Pct. | PF | PA |
| †Pacific | 11 | 3 | .786 | 1027 | 944 | 18 | 12 | .600 | 2164 | 2086 |
| \$Utah State | 9 | 5 | .643 | 1064 | 1031 | 19 | 11 | .633 | 2342 | 2264 |
| Fresno State | 9 | 5 | .643 | 849 | 821 | 16 | 12 | .571 | 1650 | 1632 |
| Cal State Fullerton | 7 | 7 | .500 | 1002 | 959 | 16 | 11 | .593 | 2083 | 1914 |
| Long Beach State | 7 | 7 | .500 | 1072 | 1076 | 16 | 12 | .571 | 2184 | 2189 |
| \$UC Santa Barbara | 6 | 8 | .429 | 1007 | 1021 | 12 | 15 | .444 | 1945 | 2005 |
| San Jose State | 4 | 10 | .286 | 1034 | 1092 | 7 | 20 | .259 | 1981 | 2141 |
| UC Irvine | 3 | 11 | .214 | 823 | 932 | 7 | 19 | .269 | 1550 | 1703 |

| 1979-80 | Big West | | | | | Overall | | | | |
|---------------------|----------|----|------|------|------|---------|----|------|------|------|
| | W | L | Pct. | PF | PA | W | L | Pct. | PF | PA |
| \$Utah State | 11 | 2 | .846 | 1101 | 1034 | 18 | 9 | .667 | 2329 | 2202 |
| ΔLong Beach State | 11 | 3 | .786 | 1029 | 931 | 22 | 12 | .647 | 2599 | 2454 |
| ◊Fresno State | 8 | 4 | .667 | 734 | 705 | 17 | 7 | .708 | 1591 | 1412 |
| †San Jose State | 7 | 6 | .538 | 922 | 856 | 17 | 12 | .586 | 2031 | 1901 |
| Pacific | 7 | 7 | .500 | 966 | 956 | 15 | 16 | .484 | 2225 | 2122 |
| \$UC Santa Barbara | 5 | 9 | .385 | 935 | 951 | 11 | 16 | .407 | 1759 | 1867 |
| Cal State Fullerton | 4 | 10 | .286 | 908 | 964 | 10 | 17 | .370 | 1802 | 1870 |
| UC Irvine | 1 | 13 | .071 | 791 | 959 | 7 | 20 | .259 | 1708 | 1838 |

| 1980-81 | Big West | | | | | Overall | | | | |
|---------------------|----------|----|------|------|------|---------|----|------|------|------|
| | W | L | Pct. | PF | PA | W | L | Pct. | PF | PA |
| †Fresno State | 12 | 2 | .857 | 896 | 679 | 25 | 4 | .862 | 1915 | 1470 |
| ΔSan Jose State | 10 | 4 | .714 | 863 | 806 | 21 | 9 | .700 | 1913 | 1699 |
| UC Irvine | 9 | 5 | .643 | 1084 | 1052 | 17 | 10 | .630 | 2332 | 2142 |
| Long Beach State | 9 | 5 | .643 | 993 | 981 | 15 | 13 | .536 | 1962 | 1959 |
| Utah State | 5 | 9 | .357 | 1146 | 1153 | 12 | 16 | .429 | 2275 | 2242 |
| UC Santa Barbara | 5 | 9 | .357 | 842 | 967 | 11 | 16 | .407 | 1693 | 1837 |
| Pacific | 4 | 10 | .286 | 1001 | 1054 | 14 | 13 | .518 | 2023 | 1970 |
| Cal State Fullerton | 2 | 12 | .143 | 777 | 935 | 4 | 23 | .148 | 1700 | 1909 |

| 1981-82 | Big West | | | | | Overall | | | | |
|---------------------|----------|----|------|-----|------|---------|----|------|------|------|
| | W | L | Pct. | PF | PA | W | L | Pct. | PF | PA |
| †Fresno State | 13 | 1 | .929 | 824 | 660 | 27 | 3 | .900 | 1787 | 1412 |
| ΔUC Irvine | 10 | 4 | .714 | 975 | 902 | 23 | 7 | .767 | 2311 | 2035 |
| Cal State Fullerton | 9 | 5 | .643 | 865 | 834 | 18 | 14 | .562 | 2044 | 2033 |
| San Jose State | 7 | 7 | .500 | 766 | 778 | 13 | 13 | .500 | 1494 | 1459 |
| Long Beach State | 7 | 7 | .500 | 890 | 899 | 12 | 16 | .429 | 1903 | 1993 |
| UC Santa Barbara | 5 | 9 | .357 | 919 | 924 | 10 | 16 | .385 | 1755 | 1795 |
| Pacific | 3 | 11 | .214 | 909 | 1043 | 7 | 20 | .259 | 1793 | 1983 |
| Utah State | 2 | 12 | .143 | 927 | 1038 | 4 | 23 | .148 | 1820 | 2041 |

| 1982-83 | Big West | | | | | Overall | | | | |
|----------------------|----------|---|------|------|------|---------|----|------|------|------|
| | W | L | Pct. | PF | PA | W | L | Pct. | PF | PA |
| †UNLV | 15 | 1 | .937 | 1265 | 1127 | 28 | 3 | .903 | 2449 | 2151 |
| ΔCal State Fullerton | 12 | 4 | .750 | 1226 | 1080 | 21 | 8 | .724 | 2194 | 1916 |
| \$Utah State | 10 | 6 | .625 | 1246 | 1209 | 20 | 9 | .690 | 2218 | 2069 |
| ΔFresno State | 9 | 7 | .563 | 1066 | 940 | 25 | 10 | .714 | 2218 | 1927 |
| UC Irvine | 8 | 8 | .500 | 1275 | 1299 | 16 | 12 | .571 | 2197 | |

ANNUAL STANDINGS

| 1985-86 | Big West | | | | | Overall | | | | |
|---------------------|----------|----|------|------|------|---------|----|------|------|------|
| | W | L | Pct. | PF | PA | W | L | Pct. | PF | PA |
| †UNLV | 16 | 2 | .889 | 1510 | 1329 | 33 | 5 | .868 | 2987 | 2591 |
| ΔUC Irvine | 12 | 6 | .667 | 1411 | 1376 | 17 | 13 | .567 | 2384 | 2359 |
| New Mexico State | 10 | 8 | .556 | 1283 | 1232 | 18 | 12 | .600 | 2079 | 1946 |
| San Jose State | 9 | 9 | .500 | 1174 | 1164 | 16 | 12 | .571 | 1863 | 1755 |
| Pacific | 9 | 9 | .500 | 1220 | 1236 | 17 | 14 | .548 | 2095 | 2085 |
| Cal State Fullerton | 8 | 10 | .444 | 1147 | 1159 | 16 | 16 | .500 | 2234 | 2143 |
| Fresno State | 8 | 10 | .444 | 1003 | 1052 | 15 | 15 | .500 | 1732 | 1775 |
| Utah State | 8 | 10 | .444 | 1373 | 1399 | 12 | 16 | .429 | 2151 | 2262 |
| UC Santa Barbara | 7 | 11 | .389 | 1201 | 1250 | 12 | 15 | .444 | 1929 | 1974 |
| Long Beach State | 3 | 15 | .167 | 1209 | 1355 | 7 | 22 | .241 | 1918 | 2142 |

| 1986-87 | Big West | | | | | Overall | | | | |
|----------------------|----------|----|-------|------|------|---------|----|------|------|------|
| | W | L | Pct. | PF | PA | W | L | Pct. | PF | PA |
| †UNLV | 18 | 0 | 1.000 | 1637 | 1275 | 37 | 2 | .949 | 3612 | 2945 |
| UC Santa Barbara | 10 | 8 | .556 | 1249 | 1186 | 16 | 13 | .552 | 2139 | 1999 |
| San Jose State | 10 | 8 | .556 | 1245 | 1191 | 16 | 14 | .533 | 2019 | 1978 |
| ΔCal State Fullerton | 9 | 9 | .500 | 1195 | 1170 | 17 | 13 | .567 | 2101 | 1952 |
| New Mexico State | 9 | 9 | .500 | 1245 | 1246 | 15 | 15 | .500 | 2070 | 2051 |
| UC Irvine | 9 | 9 | .500 | 1503 | 1531 | 14 | 14 | .500 | 2426 | 2455 |
| Utah State | 8 | 10 | .444 | 1450 | 1556 | 15 | 16 | .484 | 2566 | 2661 |
| Long Beach State | 7 | 11 | .389 | 1267 | 1352 | 12 | 19 | .387 | 2214 | 2347 |
| Pacific | 6 | 12 | .333 | 1095 | 1228 | 10 | 17 | .370 | 1666 | 1854 |
| Fresno State | 4 | 14 | .222 | 1017 | 1104 | 9 | 20 | .310 | 1688 | 1850 |

| 1987-88 | Big West | | | | | Overall | | | | |
|---------------------|----------|----|------|------|------|---------|----|------|------|------|
| | W | L | Pct. | PF | PA | W | L | Pct. | PF | PA |
| \$UNLV | 15 | 3 | .833 | 1459 | 1242 | 28 | 6 | .824 | 2867 | 2319 |
| \$UC Santa Barbara | 13 | 5 | .722 | 1278 | 1219 | 22 | 8 | .733 | 2152 | 2036 |
| †Utah State | 13 | 5 | .722 | 1510 | 1384 | 21 | 10 | .677 | 2592 | 2370 |
| ΔLong Beach State | 11 | 7 | .611 | 1422 | 1373 | 17 | 12 | .586 | 2374 | 2271 |
| UC Irvine | 9 | 9 | .500 | 1415 | 1464 | 16 | 14 | .533 | 2472 | 2543 |
| New Mexico State | 8 | 10 | .444 | 1185 | 1160 | 16 | 16 | .500 | 2259 | 2092 |
| San Jose State | 8 | 10 | .444 | 1280 | 1374 | 14 | 15 | .483 | 2091 | 2126 |
| Cal State Fullerton | 7 | 11 | .389 | 1167 | 1163 | 12 | 17 | .414 | 1961 | 1897 |
| Fresno State | 6 | 12 | .333 | 1200 | 1277 | 9 | 19 | .321 | 1854 | 1925 |
| Pacific | 0 | 18 | .000 | 1214 | 1474 | 5 | 24 | .172 | 2123 | 2434 |

| 1988-89 | Big West | | | | | Overall | | | | |
|---------------------|----------|----|------|------|------|---------|----|------|------|------|
| | W | L | Pct. | PF | PA | W | L | Pct. | PF | PA |
| †UNLV | 16 | 2 | .889 | 1586 | 1319 | 29 | 8 | .784 | 3155 | 2757 |
| ΔNew Mexico State | 12 | 6 | .667 | 1253 | 1218 | 21 | 11 | .656 | 2253 | 2110 |
| ΔUC Santa Barbara | 11 | 7 | .611 | 1279 | 1204 | 21 | 9 | .700 | 2189 | 2024 |
| Cal State Fullerton | 10 | 8 | .556 | 1284 | 1293 | 16 | 13 | .552 | 2093 | 2091 |
| Long Beach State | 10 | 8 | .556 | 1215 | 1212 | 13 | 15 | .464 | 1933 | 2054 |
| Utah State | 10 | 8 | .556 | 1413 | 1374 | 12 | 16 | .429 | 2169 | 2159 |
| Fresno State | 9 | 9 | .500 | 1168 | 1149 | 15 | 14 | .517 | 1928 | 1823 |
| UC Irvine | 8 | 10 | .444 | 1419 | 1481 | 12 | 17 | .414 | 2365 | 2504 |
| Pacific | 3 | 15 | .167 | 1247 | 1372 | 7 | 21 | .250 | 2051 | 2182 |
| San Jose State | 1 | 17 | .056 | 1098 | 1340 | 5 | 23 | .179 | 1828 | 2095 |

| 1989-90 | Big West | | | | | Overall | | | | |
|---------------------|----------|----|------|------|------|---------|----|------|------|------|
| | W | L | Pct. | PF | PA | W | L | Pct. | PF | PA |
| †UNLV | 16 | 2 | .889 | 1654 | 1345 | 35 | 5 | .875 | 3739 | 3138 |
| \$New Mexico State | 16 | 2 | .889 | 1443 | 1304 | 26 | 5 | .839 | 2495 | 2241 |
| \$UC Santa Barbara | 13 | 5 | .722 | 1352 | 1224 | 21 | 9 | .700 | 2267 | 2026 |
| ΔLong Beach State | 12 | 6 | .667 | 1370 | 1360 | 23 | 9 | .719 | 2550 | 2416 |
| Utah State | 8 | 10 | .444 | 1405 | 1491 | 14 | 16 | .483 | 2278 | 2353 |
| Pacific | 7 | 11 | .389 | 1204 | 1282 | 15 | 14 | .519 | 1982 | 2025 |
| Cal State Fullerton | 6 | 12 | .333 | 1329 | 1381 | 13 | 16 | .444 | 2205 | 2202 |
| San Jose State | 5 | 13 | .278 | 1307 | 1432 | 8 | 20 | .296 | 1929 | 2114 |
| Fresno State | 4 | 14 | .222 | 1191 | 1262 | 10 | 19 | .345 | 1910 | 1965 |
| UC Irvine | 3 | 15 | .167 | 1280 | 1454 | 5 | 23 | .185 | 2007 | 2256 |

Note: UNLV won the 1990 NCAA championship.

| 1990-91 | Big West | | | | | Overall | | | | |
|---------------------|----------|----|-------|------|------|---------|----|------|------|------|
| | W | L | Pct. | PF | PA | W | L | Pct. | PF | PA |
| †UNLV | 18 | 0 | 1.000 | 1862 | 1329 | 34 | 1 | .971 | 3420 | 2484 |
| \$New Mexico State | 15 | 3 | .833 | 1390 | 1259 | 23 | 6 | .793 | 2349 | 2017 |
| Pacific | 9 | 9 | .500 | 1322 | 1329 | 14 | 15 | .483 | 2129 | 2125 |
| UC Santa Barbara | 8 | 10 | .444 | 1294 | 1294 | 14 | 15 | .483 | 2075 | 2069 |
| Utah State | 8 | 10 | .444 | 1531 | 1596 | 11 | 17 | .393 | 2277 | 2369 |
| Cal State Fullerton | 7 | 11 | .389 | 1440 | 1528 | 14 | 14 | .500 | 2236 | 2298 |
| Fresno State | 7 | 11 | .389 | 1503 | 1596 | 14 | 16 | .467 | 2507 | 2574 |
| Long Beach State | 7 | 11 | .389 | 1363 | 1441 | 11 | 17 | .393 | 2099 | 2219 |
| UC Irvine | 6 | 12 | .278 | 1451 | 1590 | 11 | 19 | .367 | 2533 | 2759 |
| San Jose State | 5 | 13 | .278 | 1246 | 1440 | 7 | 20 | .259 | 1838 | 2147 |

| 1991-92 | Big West | | | | | Overall | | | | |
|---------------------|----------|----|-------|------|------|---------|----|------|------|------|
| | W | L | Pct. | PF | PA | W | L | Pct. | PF | PA |
| @UNLV | 18 | 0 | 1.000 | 1379 | 1083 | 26 | 2 | .929 | 2240 | 1821 |
| ΔUC Santa Barbara | 13 | 5 | .722 | 1250 | 1188 | 20 | 9 | .690 | 2038 | 1906 |
| †New Mexico State | 12 | 6 | .667 | 1333 | 1256 | 25 | 8 | .758 | 2573 | 2354 |
| ΔLong Beach State | 11 | 7 | .611 | 1374 | 1343 | 18 | 12 | .600 | 2262 | 2206 |
| Utah State | 10 | 8 | .556 | 1374 | 1352 | 16 | 12 | .571 | 2162 | 2147 |
| Pacific | 8 | 10 | .444 | 1249 | 1239 | 14 | 16 | .467 | 2155 | 2124 |
| Cal State Fullerton | 8 | 10 | .444 | 1351 | 1368 | 12 | 16 | .429 | 2121 | 2148 |
| Fresno State | 6 | 12 | .333 | 1258 | 1329 | 15 | 16 | .484 | 2291 | 2284 |
| UC Irvine | 3 | 15 | .167 | 1215 | 1373 | 7 | 22 | .241 | 1980 | 2199 |
| San Jose State | 1 | 17 | .056 | 1157 | 1409 | 2 | 24 | .077 | 1648 | 1993 |

| 1992-93 | Big West | | | | | Overall | | | | |
|---------------------|----------|----|------|------|------|---------|----|------|------|------|
| | W | L | Pct. | PF | PA | W | L | Pct. | PF | PA |
| \$New Mexico State | 15 | 3 | .833 | 1378 | 1283 | 26 | 8 | .765 | 2615 | 2460 |
| ΔUNLV | 13 | 5 | .722 | 1610 | 1466 | 21 | 8 | .724 | 2592 | 2357 |
| Pacific | 12 | 6 | .667 | 1201 | 1143 | 16 | 11 | .593 | 1811 | 1719 |
| †Long Beach State | 11 | 7 | .611 | 1399 | 1310 | 22 | 10 | .688 | 2512 | 2275 |
| ΔUC Santa Barbara | 10 | 8 | .556 | 1271 | 1221 | 18 | 11 | .621 | 1996 | 1830 |
| Cal State Fullerton | 10 | 8 | .556 | 1251 | 1243 | 15 | 12 | .556 | 1938 | 1892 |
| Utah State | 7 | 11 | .389 | 1364 | 1382 | 10 | 17 | .370 | 2093 | 2152 |
| Nevada | 4 | 14 | .222 | 1310 | 1481 | 9 | 17 | .346 | 1969 | 2105 |
| San Jose State | 4 | 14 | .222 | 1217 | 1338 | 7 | 19 | .269 | 1665 | 1835 |
| UC Irvine | 4 | 14 | .222 | 1267 | 1390 | 6 | 21 | .222 | 1975 | 2115 |

| 1993-94 | Big West | | | | | Overall | | | | |
|----------------------|----------|----|------|------|------|---------|----|------|------|------|
| | W | L | Pct. | PF | PA | W | L | Pct. | PF | PA |
| †New Mexico State | 12 | 6 | .667 | 1457 | 1347 | 23 | 8 | .742 | 2500 | 2214 |
| Long Beach State | 11 | 7 | .611 | 1433 | 1386 | 17 | 10 | .630 | 2167 | 2094 |
| San Jose State | 11 | 7 | .611 | 1306 | 1252 | 15 | 12 | .556 | 1949 | 1927 |
| Utah State | 11 | 7 | .611 | 1202 | 1216 | 14 | 13 | .519 | 1862 | 1869 |
| Pacific | 10 | 8 | .555 | 1458 | 1385 | 17 | 14 | .548 | 2459 | 2328 |
| UNLV | 10 | 8 | .555 | 1438 | 1418 | 15 | 13 | .536 | 2182 | 2137 |
| UC Santa Barbara | 9 | 9 | .500 | 1245 | 1264 | 13 | 17 | .433 | 2008 | 2093 |
| Nevada | 6 | 12 | .333 | 1355 | 1452 | 11 | 17 | .393 | 2071 | 2203 |
| !Cal State Fullerton | 6 | 12 | .333 | 1308 | 1386 | 8 | 19 | .296 | 1943 | 2055 |
| UC Irvine | 4 | 14 | .222 | 1445 | 1545 | 10 | 20 | .333 | 2369 | 2489 |

| 1994-95 | Big West | | | | | Overall | | | | |
|----------------------|----------|----|------|------|------|---------|----|------|------|------|
| | W | L | Pct. | PF | PA | W | L | Pct. | PF | PA |
| ΔUtah State | 14 | 4 | .778 | 1404 | 1246 | 21 | 8 | .724 | 2283 | 1998 |
| ΔNew Mexico State | 13 | 5 | .722 | 1548 | 1438 | 25 | 10 | .714 | 2997 | 2740 |
| †Long Beach State | 13 | 5 | .722 | 1302 | 1248 | 20 | 10 | .667 | 2173 | 2098 |
| Nevada | 12 | 6 | .667 | 1418 | 1333 | 18 | 11 | .621 | 2235 | 2157 |
| Pacific | 9 | 9 | .500 | 1326 | 1298 | 14 | 13 | .519 | 1970 | 1944 |
| UC Santa Barbara | 8 | 10 | .444 | 1268 | 1265 | 13 | 14 | .481 | 1943 | 1909 |
| UNLV | 7 | 11 | .389 | 1371 | 1394 | 12 | 16 | .429 | 2147 | 2199 |
| UC Irvine | 6 | 12 | .333 | 1402 | 1456 | 13 | 16 | .448 | 2225 | 2302 |
| !Cal State Fullerton | 5 | 13 | .278 | 1262 | 1433 | 7 | 20 | .259 | 1914 | 2159 |
| San Jose State | 3 | 15 | .167 | 1165 | 1355 | 4 | 23 | .148 | 1733 | 2052 |

| 1995-96 | Big West | | | | | Overall | | | | |
|---------|----------|---|-----|--|--|---------|--|--|--|--|
| | W | L | Pct | | | | | | | |

ANNUAL STANDINGS

| 1997-98 EAST | Big West | | | | | Overall | | | | |
|-------------------|----------|----|------|------|------|---------|----|------|------|------|
| | W | L | Pct. | PF | PA | W | L | Pct. | PF | PA |
| †Utah State | 13 | 3 | .813 | 1144 | 1011 | 25 | 8 | .758 | 2375 | 2140 |
| Nevada | 11 | 5 | .688 | 1272 | 1253 | 16 | 12 | .571 | 2156 | 2119 |
| Boise State | 9 | 7 | .563 | 1115 | 1088 | 17 | 13 | .567 | 2171 | 2072 |
| Idaho | 9 | 7 | .563 | 1175 | 1117 | 15 | 12 | .556 | 1910 | 1852 |
| +New Mexico State | 8 | 8 | .500 | 1203 | 1156 | 18 | 12 | .600 | 2250 | 2069 |
| North Texas | 4 | 12 | .250 | 1271 | 1405 | 5 | 21 | .192 | 1992 | 2354 |

| 1997-98 WEST | W | L | Pct. | PF | PA | W | L | Pct. | PF | PA |
|---------------------|----|----|------|------|------|----|----|------|------|------|
| ΔPacific | 14 | 2 | .875 | 1214 | 986 | 23 | 10 | .697 | 2411 | 2086 |
| Cal Poly | 7 | 9 | .438 | 1336 | 1419 | 14 | 14 | .500 | 2367 | 2398 |
| Cal State Fullerton | 6 | 10 | .375 | 1166 | 1195 | 12 | 16 | .429 | 2056 | 2085 |
| UC Irvine | 6 | 10 | .375 | 1047 | 1121 | 9 | 18 | .333 | 1681 | 1877 |
| Long Beach State | 5 | 11 | .313 | 1203 | 1122 | 10 | 19 | .345 | 1850 | 2018 |
| UC Santa Barbara | 4 | 12 | .250 | 1110 | 1213 | 7 | 19 | .269 | 1861 | 1977 |

| 1998-99 EAST | W | L | Pct. | PF | PA | W | L | Pct. | PF | PA |
|-------------------|----|----|------|------|------|----|----|------|------|------|
| Boise State | 12 | 4 | .750 | 1094 | 956 | 21 | 8 | .724 | 1987 | 1790 |
| †New Mexico State | 12 | 4 | .750 | 1085 | 1035 | 23 | 10 | .697 | 2273 | 2147 |
| Idaho | 11 | 5 | .688 | 1202 | 1097 | 16 | 11 | .593 | 1979 | 1895 |
| Utah State | 8 | 8 | .500 | 1122 | 1082 | 15 | 13 | .536 | 2006 | 1903 |
| Nevada | 4 | 12 | .250 | 1085 | 1212 | 8 | 18 | .308 | 1775 | 1959 |
| North Texas | 4 | 12 | .250 | 1234 | 1311 | 4 | 22 | .154 | 1860 | 2247 |

| 1998-99 WEST | W | L | Pct. | PF | PA | W | L | Pct. | PF | PA |
|---------------------|----|----|------|------|------|----|----|------|------|------|
| UC Santa Barbara | 12 | 4 | .750 | 1139 | 1076 | 15 | 13 | .536 | 1971 | 1942 |
| Long Beach State | 9 | 7 | .563 | 1103 | 1101 | 13 | 15 | .464 | 1865 | 1973 |
| Pacific | 9 | 7 | .563 | 1083 | 1048 | 14 | 13 | .519 | 1850 | 1762 |
| Cal State Fullerton | 7 | 9 | .438 | 1144 | 1183 | 13 | 14 | .481 | 1891 | 1998 |
| Cal Poly | 6 | 10 | .375 | 1258 | 1350 | 11 | 16 | .407 | 2293 | 2298 |
| UC Irvine | 2 | 14 | .125 | 1031 | 1129 | 6 | 20 | .231 | 1692 | 1821 |

| 1999-2000 EAST | W | L | Pct. | PF | PA | W | L | Pct. | PF | PA |
|-------------------|----|----|-------|------|------|----|----|------|------|------|
| †Utah State | 16 | 0 | 1.000 | 1148 | 957 | 28 | 6 | .824 | 2397 | 2080 |
| ΔNew Mexico State | 11 | 5 | .687 | 1125 | 1032 | 22 | 10 | .687 | 2265 | 2096 |
| Nevada | 6 | 10 | .375 | 1041 | 1113 | 9 | 20 | .310 | 1873 | 2023 |
| Idaho | 6 | 10 | .375 | 1090 | 1141 | 12 | 17 | .414 | 2001 | 2065 |
| Boise State | 6 | 10 | .375 | 1015 | 1031 | 12 | 15 | .444 | 1680 | 1679 |
| North Texas | 5 | 11 | .312 | 1195 | 1332 | 7 | 20 | .259 | 2040 | 2389 |

| 1999-2000 WEST | W | L | Pct. | PF | PA | W | L | Pct. | PF | PA |
|---------------------|----|----|------|------|------|----|----|------|------|------|
| ΔLong Beach State | 15 | 1 | .938 | 1285 | 1087 | 24 | 6 | .800 | 2435 | 2060 |
| UC Santa Barbara | 10 | 6 | .625 | 1106 | 1015 | 14 | 14 | .500 | 1869 | 1823 |
| UC Irvine | 7 | 9 | .438 | 1048 | 1093 | 14 | 14 | .500 | 1877 | 1893 |
| Pacific | 6 | 10 | .375 | 980 | 999 | 11 | 18 | .379 | 1809 | 1882 |
| Cal Poly | 5 | 11 | .312 | 1229 | 1296 | 10 | 18 | .357 | 2189 | 2280 |
| Cal State Fullerton | 3 | 13 | .188 | 1106 | 1272 | 8 | 19 | .296 | 1940 | 2104 |

| 2000-01 | W | L | Pct. | PF | PA | W | L | Pct. | PF | PA |
|---------------------|----|----|------|------|------|----|----|------|------|------|
| ΔUC Irvine | 15 | 1 | .938 | 1151 | 1065 | 25 | 5 | .833 | 2108 | 1928 |
| †Utah State | 13 | 3 | .813 | 1147 | 926 | 28 | 6 | .824 | 2404 | 1959 |
| Long Beach State | 10 | 6 | .625 | 1215 | 1164 | 18 | 13 | .581 | 2325 | 2313 |
| UC Santa Barbara | 9 | 7 | .563 | 1131 | 1157 | 13 | 15 | .464 | 1933 | 1972 |
| Pacific | 8 | 8 | .500 | 1087 | 1068 | 18 | 12 | .600 | 2065 | 1918 |
| Boise State | 8 | 8 | .500 | 1180 | 1171 | 17 | 14 | .548 | 2237 | 2230 |
| Cal State Fullerton | 3 | 13 | .188 | 972 | 1122 | 5 | 23 | .179 | 1657 | 1964 |
| Cal Poly | 3 | 13 | .188 | 1199 | 1316 | 9 | 19 | .321 | 2241 | 2273 |
| Idaho | 3 | 13 | .188 | 1092 | 1185 | 6 | 21 | .222 | 1720 | 1992 |

| 2001-02 | W | L | Pct. | PF | PA | W | L | Pct. | PF | PA |
|----------------------|----|----|------|------|------|----|----|------|------|------|
| ΔUtah State | 13 | 5 | .722 | 1152 | 1021 | 23 | 8 | .742 | 2076 | 1800 |
| ΔUC Irvine | 13 | 5 | .722 | 1254 | 1130 | 21 | 11 | .656 | 2220 | 2089 |
| †UC Santa Barbara | 11 | 7 | .611 | 1190 | 1100 | 20 | 11 | .645 | 2066 | 1889 |
| Pacific | 11 | 7 | .611 | 1222 | 1156 | 20 | 10 | .667 | 2102 | 1948 |
| Cal State Northridge | 11 | 7 | .611 | 1209 | 1157 | 12 | 16 | .429 | 1911 | 1946 |
| Cal Poly | 9 | 9 | .500 | 1210 | 1223 | 15 | 12 | .556 | 1870 | 1833 |
| Long Beach State | 9 | 9 | .500 | 1239 | 1241 | 13 | 17 | .433 | 2135 | 2165 |
| Idaho | 6 | 12 | .333 | 974 | 1102 | 9 | 19 | .321 | 1544 | 1764 |
| UC Riverside | 5 | 13 | .278 | 1130 | 1271 | 8 | 18 | .308 | 1678 | 1835 |
| Cal State Fullerton | 2 | 16 | .111 | 1038 | 1217 | 5 | 22 | .185 | 1689 | 1922 |

| 2002-03 | Big West | | | | | Overall | | | | |
|----------------------|----------|----|------|------|------|---------|----|------|------|------|
| | W | L | Pct. | PF | PA | W | L | Pct. | PF | PA |
| ΔUC Santa Barbara | 14 | 4 | .778 | 1168 | 1010 | 18 | 14 | .563 | 2066 | 1931 |
| UC Irvine | 13 | 5 | .722 | 1229 | 1130 | 20 | 9 | .690 | 2029 | 1857 |
| †Utah State | 12 | 6 | .667 | 1192 | 1078 | 24 | 9 | .727 | 2197 | 1979 |
| Cal Poly | 10 | 8 | .556 | 1247 | 1227 | 16 | 14 | .533 | 2046 | 2057 |
| Idaho | 9 | 9 | .500 | 1066 | 1097 | 13 | 15 | .464 | 1759 | 1776 |
| Cal State Fullerton | 8 | 10 | .444 | 1072 | 1124 | 10 | 19 | .345 | 1825 | 1933 |
| Cal State Northridge | 8 | 10 | .444 | 1198 | 1224 | 14 | 15 | .483 | 2073 | 2009 |
| Pacific | 7 | 11 | .389 | 1197 | 1170 | 12 | 16 | .429 | 1846 | 1848 |
| UC Riverside | 5 | 13 | .278 | 1169 | 1287 | 6 | 18 | .250 | 1575 | 1770 |
| Long Beach State | 4 | 14 | .222 | 1151 | 1342 | 5 | 22 | .185 | 1711 | 2013 |

| 2003-04 | W | L | Pct. | PF | PA | W | L | Pct. | PF | PA |
|----------------------|----|----|------|------|------|----|----|------|------|------|
| ΔUtah State | 17 | 1 | .944 | 1224 | 999 | 25 | 4 | .862 | 2009 | 1684 |
| †Pacific | 17 | 1 | .944 | 1273 | 1085 | 25 | 8 | .758 | 2272 | 2097 |
| UC Santa Barbara | 10 | 8 | .556 | 1212 | 1131 | 16 | 12 | .571 | 1847 | 1735 |
| Idaho | 9 | 9 | .500 | 1093 | 1104 | 14 | 16 | .467 | 1906 | 1907 |
| UC Riverside | 7 | 11 | .389 | 1215 | 1270 | 11 | 17 | .393 | 1932 | 1973 |
| Cal State Northridge | 7 | 11 | .389 | 1185 | 1248 | 14 | 16 | .467 | 2045 | 2063 |
| Cal State Fullerton | 7 | 11 | .389 | 1229 | 1291 | 11 | 17 | .393 | 1983 | 2050 |
| Cal Poly | 6 | 12 | .333 | 1256 | 1339 | 11 | 16 | .407 | 1901 | 1977 |
| UC Irvine | 6 | 12 | .333 | 1127 | 1180 | 11 | 17 | .393 | 1782 | 1852 |
| Long Beach State | 4 | 14 | .222 | 1141 | 1308 | 6 | 21 | .222 | 1698 | 1958 |

| 2004-05 | W | L | Pct. | PF | PA | W | L | Pct. | PF | PA |
|----------------------|----|----|-------|------|------|----|----|------|------|------|
| \$Pacific | 18 | 0 | 1.000 | 1329 | 1113 | 27 | 4 | .871 | 2258 | 2011 |
| †Utah State | 13 | 5 | .722 | 1318 | 1039 | 24 | 8 | .750 | 2315 | 1848 |
| ΔCal State Fullerton | 12 | 6 | .667 | 1342 | 1296 | 21 | 11 | .656 | 2408 | 2289 |
| Cal State Northridge | 12 | 6 | .667 | 1216 | 1132 | 18 | 13 | .581 | 2229 | 2085 |
| UC Irvine | 8 | 10 | .444 | 1164 | 1214 | 16 | 13 | .552 | 1991 | 1962 |
| Long Beach State | 7 | 11 | .389 | 1068 | 1179 | 10 | 20 | .333 | 1820 | 1990 |
| UC Santa Barbara | 7 | 11 | .389 | 1052 | 1106 | 11 | 18 | .379 | 1718 | 1823 |
| Idaho | 6 | 12 | .333 | 1093 | 1148 | 8 | 22 | .267 | 1856 | 1979 |
| UC Riverside | 4 | 14 | .222 | 1034 | 1182 | 9 | 19 | .321 | 1745 | 1876 |
| Cal Poly | 3 | 15 | .167 | 1214 | 1421 | 5 | 22 | .185 | 1834 | 2147 |

| 2005-06 | W | L | Pct. | PF | PA | W | L | Pct. | PF | PA |
|----------------------|----|----|------|------|------|----|----|------|------|------|
| †Pacific | 12 | 2 | .857 | 1023 | 870 | 24 | 8 | .750 | 2377 | 2047 |
| UC Irvine | 10 | 4 | .714 | 958 | 883 | 16 | 13 | .552 | 2068 | 1967 |
| Long Beach State | 9 | 5 | .643 | 1144 | 1075 | 18 | 12 | .600 | 2498 | 2384 |
| Cal Poly | 7 | 7 | .500 | 920 | 928 | 10 | 19 | .345 | 1907 | 2052 |
| UC Santa Barbara | 6 | 8 | .429 | 921 | 961 | 15 | 14 | .517 | 1930 | 1915 |
| Cal State Fullerton | 5 | 9 | .357 | 1060 | 1077 | 16 | 13 | .552 | 2293 | 2183 |
| Cal State Northridge | 4 | 10 | .286 | 951 | 1044 | 11 | 17 | .393 | 1986 | 2072 |
| UC Riverside | 3 | 11 | .214 | 922 | 1061 | 5 | 23 | .179 | 1885 | 2215 |

† Won Big West Tournament to receive automatic berth in NCAA Tournament.

Δ Received berth in NIT.

\$ Selected as NCAA Tournament at-large entry.

~ Won Big West championship to receive automatic berth in NCAA Tournament.

+ Due to LBSU's NCAA probationary status, NCAA Tournament automatic berth awarded to second-place team.

Co-championship later revoked by Big West due to FSU's participation in illegal scrimmages.

§ UCSB forfeited all games in 1978-79 and 1979-80 for use of ineligible players.

! Cal State Fullerton forfeited all wins in 1993-94 and 1994-95 for use of ineligible players.

◇ FSU did not play its final 2 Big West games against SJSU and USU.

@ Due to NCAA probationary status, UNLV was ineligible for postseason play.

+ NMSU forfeited all wins in 1996-97 and 1997-98 for NCAA violations.

COACHING RECORDS

Big West Coaching Records

(while a member of the Big West)

CURRENT MEMBERS

| Coach | Tenure | Yrs. | Big West | | | Overall | | |
|-----------------------------|----------|-----------|------------|------------|-------------|------------|------------|-------------|
| | | | W | L | Pct. | W | L | Pct. |
| CAL POLY | | | | | | | | |
| Jeff Schneider | 1996-01 | 4.5 | 24 | 42 | .364 | 54 | 71 | .432 |
| Kevin Bromley | 2001-06 | 5.5 | 38 | 62 | .380 | 61 | 95 | .391 |
| 10-Year Total | | 10 | 62 | 104 | .374 | 115 | 166 | .409 |
| CAL STATE FULLERTON | | | | | | | | |
| | | Yrs. | W | L | Pct. | W | L | Pct. |
| Bobby Dye | 1975-80 | 6 | 37 | 37 | .500 | 93 | 68 | .575 |
| George McQuarn | 1981-88 | 8 | 66 | 68 | .492 | 122 | 117 | .510 |
| John Sneed | 1989-92 | 4 | 31 | 41 | .431 | 55 | 59 | .483 |
| Brad Holland | 1993-94 | 2 | 16 | 20 | .444 | 23 | 31 | .426 |
| Bob Hawking | 1994-00 | 6 | 32 | 68 | .320 | 59 | 103 | .364 |
| Donny Daniels | 2000-03 | 3 | 13 | 39 | .250 | 20 | 64 | .238 |
| Bob Burton | 2003-06 | 3 | 24 | 26 | .480 | 48 | 41 | .539 |
| 32-Year Total | | 32 | 219 | 299 | .423 | 420 | 483 | .465 |
| CAL STATE NORTHRIDGE | | | | | | | | |
| | | Yrs. | W | L | Pct. | W | L | Pct. |
| Bobby Braswell | 2001-06 | 5 | 42 | 44 | .488 | 69 | 77 | .473 |
| 5-Year Total | | 5 | 42 | 44 | .488 | 69 | 77 | .473 |
| LONG BEACH STATE | | | | | | | | |
| | | Yrs. | W | L | Pct. | W | L | Pct. |
| Jerry Tarkanian | 1970-73 | 4 | 40 | 4 | .909 | 98 | 17 | .852 |
| Lute Olson | 1974 | 1 | 12 | 0 | 1.000 | 24 | 2 | .923 |
| Dwight Jones | 1975-78 | 4 | 30 | 16 | .652 | 70 | 40 | .636 |
| Tex Winter | 1979-83 | 5 | 40 | 32 | .556 | 78 | 69 | .531 |
| Dave Buss | 1984 | 1 | 6 | 12 | .333 | 9 | 19 | .321 |
| Ron Palmer | 1985-87 | 3 | 12 | 42 | .222 | 23 | 64 | .264 |
| Joe Harrington | 1988-90 | 3 | 33 | 21 | .611 | 53 | 36 | .596 |
| Seth Greenberg | 1991-96 | 6 | 65 | 43 | .602 | 105 | 70 | .600 |
| Wayne Morgan | 1996-02 | 6 | 57 | 41 | .582 | 91 | 84 | .520 |
| Larry Reynolds | 2002-06 | 4 | 24 | 44 | .353 | 39 | 75 | .342 |
| 37-Year Total | | 37 | 319 | 255 | .556 | 590 | 476 | .554 |
| UC IRVINE | | | | | | | | |
| | | Yrs. | W | L | Pct. | W | L | Pct. |
| Tim Tift | 1978-80 | 3 | 6 | 36 | .143 | 22 | 56 | .282 |
| Bill Mulligan | 1981-91 | 11 | 96 | 92 | .511 | 163 | 157 | .529 |
| Rod Baker | 1992-97 | 6 | 29 | 77 | .274 | 52 | 116 | .310 |
| Pat Douglass | 1997-06 | 9 | 80 | 70 | .533 | 138 | 120 | .535 |
| 29-Year Total | | 29 | 211 | 275 | .434 | 375 | 449 | .455 |
| UC RIVERSIDE | | | | | | | | |
| | | Yrs. | W | L | Pct. | W | L | Pct. |
| John Masi | 2001-05 | 4 | 21 | 51 | .292 | 34 | 72 | .321 |
| David Spencer | 2005-06 | 1 | 3 | 11 | .214 | 5 | 23 | .179 |
| 5-Year Total | | 5 | 24 | 62 | .279 | 39 | 95 | .291 |
| UC SANTA BARBARA | | | | | | | | |
| | | Yrs. | W | L | Pct. | W | L | Pct. |
| Ralph Barkey | 1970-74, | | | | | | | |
| | 1976-78 | 7 | 40 | 42 | .488 | 98 | 85 | .536 |
| Ed DeLacy | 1978-83 | 5 | 22 | 50 | .306 | 51 | 83 | .381 |
| Jerry Pimm | 1983-98 | 15 | 134 | 132 | .504 | 222 | 202 | .524 |
| Bob Williams | 1998-06 | 8 | 79 | 55 | .590 | 122 | 111 | .524 |
| 35-Year Total | | 35 | 275 | 279 | .496 | 493 | 481 | .506 |
| PACIFIC | | | | | | | | |
| | | Yrs. | W | L | Pct. | W | L | Pct. |
| Dick Edwards | 1972 | 1 | 8 | 4 | .667 | 17 | 9 | .654 |
| Stan Morrison | 1972-79 | 7 | 42 | 42 | .500 | 100 | 88 | .532 |
| Dick Fichtner | 1979-82 | 3 | 14 | 28 | .333 | 36 | 49 | .423 |
| Tom O'Neill | 1982-87 | 5.5 | 25 | 70 | .263 | 51 | 109 | .319 |
| Denis Willens | 1987-88 | .5 | 0 | 11 | .000 | 0 | 12 | .000 |
| Bob Thomason | 1988-06 | 18 | 183 | 127 | .590 | 310 | 221 | .584 |
| 35-Year Total | | 35 | 272 | 282 | .491 | 514 | 488 | .513 |
| FORMER MEMBERS | | | | | | | | |
| | | Yrs. | W | L | Pct. | W | L | Pct. |
| BOISE STATE | | | | | | | | |
| Rod Jensen | 1996-01 | 5 | 44 | 36 | .550 | 81 | 63 | .563 |
| 5-Year Total | | 5 | 44 | 36 | .550 | 81 | 63 | .563 |

| CAL STATE LOS ANGELES | | Yrs. | W | L | Pct. | W | L | Pct. |
|-------------------------|---------|-----------|------------|------------|-------------|------------|------------|-------------|
| Bob Miller | 1970-74 | 5 | 28 | 28 | .500 | 75 | 55 | .577 |
| FRESNO STATE | | | | | | | | |
| | | Yrs. | W | L | Pct. | W | L | Pct. |
| Ed Gregory | 1970-77 | 8 | 27 | 61 | .307 | 99 | 109 | .476 |
| Boyd Grant | 1978-86 | 9 | 93 | 40 | .699 | 194 | 74 | .724 |
| Ron Adams | 1987-90 | 4 | 23 | 49 | .319 | 43 | 72 | .374 |
| Gary Colson | 1991-92 | 2 | 13 | 23 | .361 | 29 | 32 | .475 |
| Totals | | 23 | 156 | 173 | .474 | 365 | 286 | .561 |
| NEW MEXICO STATE | | | | | | | | |
| | | Yrs. | W | L | Pct. | W | L | Pct. |
| Weldon Drew | 1984-85 | 2 | 13 | 23 | .361 | 20 | 35 | .364 |
| Neil McCarthy | 1986-97 | 12 | 142 | 72 | .664 | 248 | 123 | .668 |
| Lou Henson | 1997-00 | 3 | 31 | 17 | .646 | 63 | 32 | .663 |
| Totals | | 17 | 186 | 112 | .624 | 331 | 190 | .635 |
| SAN DIEGO STATE | | | | | | | | |
| | | Yrs. | W | L | Pct. | W | L | Pct. |
| Dick Davis | 1970-74 | 5 | 24 | 32 | .428 | 65 | 67 | .492 |
| Tim Vezie | 1975-78 | 4 | 31 | 15 | .674 | 62 | 49 | .559 |
| Totals | | 9 | 55 | 47 | .539 | 127 | 116 | .523 |
| SAN JOSE STATE | | | | | | | | |
| | | Yrs. | W | L | Pct. | W | L | Pct. |
| Dan Glines | 1970-71 | 2 | 0 | 20 | .000 | 5 | 45 | .100 |
| Ivan Guevara | 1972-79 | 8 | 38 | 58 | .396 | 98 | 118 | .454 |
| Bill Berry | 1980-89 | 10 | 75 | 90 | .454 | 142 | 144 | .496 |
| Stan Morrison | 1990-96 | 7 | 38 | 88 | .302 | 56 | 135 | .293 |
| Totals | | 27 | 151 | 256 | .371 | 301 | 442 | .405 |
| IDAHO | | | | | | | | |
| | | Yrs. | W | L | Pct. | W | L | Pct. |
| Kermit Davis | 1996-97 | 1 | 5 | 11 | .313 | 13 | 17 | .433 |
| David Farrar | 1997-01 | 4 | 29 | 35 | .453 | 49 | 61 | .445 |
| Leonard Perry | 2001-05 | 4 | 30 | 42 | .417 | 44 | 72 | .379 |
| 9-Year Total | | 9 | 64 | 88 | .421 | 106 | 150 | .414 |
| UNLV | | | | | | | | |
| | | Yrs. | W | L | Pct. | W | L | Pct. |
| Jerry Tarkanian | 1983-92 | 10 | 165 | 13 | .927 | 307 | 41 | .882 |
| Rollie Massimino | 1993-94 | 2 | 23 | 13 | .639 | 36 | 21 | .632 |
| Tim Gurgurich | 1994-95 | 1 | 7 | 11 | .389 | 12 | 16 | .429 |
| Bill Bayno | 1995-96 | 1 | 7 | 11 | .389 | 10 | 16 | .385 |
| Totals | | 15 | 202 | 48 | .808 | 365 | 94 | .795 |
| NEVADA | | | | | | | | |
| | | Yrs. | W | L | Pct. | W | L | Pct. |
| Len Stevens | 1993 | 1 | 4 | 14 | .222 | 9 | 17 | .346 |
| Pat Foster | 1993-99 | 6 | 54 | 48 | .529 | 90 | 81 | .526 |
| Trent Johnson | 1999-00 | 1 | 6 | 10 | .375 | 9 | 20 | .310 |
| Totals | | 8 | 64 | 72 | .471 | 108 | 118 | .478 |
| NORTH TEXAS | | | | | | | | |
| | | Yrs. | W | L | Pct. | W | L | Pct. |
| Tim Jankovich | 1996-97 | 1 | 5 | 11 | .313 | 10 | 16 | .385 |
| Vic Trilli | 1997-00 | 3 | 13 | 35 | .271 | 16 | 63 | .202 |
| Totals | | 4 | 18 | 46 | .281 | 26 | 79 | .247 |
| UTAH STATE | | | | | | | | |
| | | Yrs. | W | L | Pct. | W | L | Pct. |
| Rod Tueller | 1978-88 | 10 | 88 | 73 | .546 | 158 | 131 | .547 |
| Kohn Smith | 1988-93 | 5 | 43 | 47 | .478 | 63 | 78 | .447 |
| Larry Eustachy | 1993-98 | 5 | 60 | 26 | .698 | 98 | 53 | .649 |
| Stew Morrill | 1998-05 | 7 | 92 | 28 | .767 | 167 | 54 | .756 |
| 27-Year Total | | 27 | 283 | 174 | .619 | 486 | 316 | .606 |

ANNUAL REGULAR SEASON TEAM CHAMPIONS

| Year | Team | BWC | Overall | Year | Team | BWC | Overall | Year | Team | BWC | Overall |
|------|------|------|---------|------|-------|------|---------|------|-------|------|---------|
| 1970 | LBSU | 10-0 | 23-5 | 1986 | UNLV | 16-2 | 33-5 | 1999 | SBSU | 12-4 | 21-8 |
| 1971 | LBSU | 10-0 | 24-5 | 1987 | UNLV | 18-0 | 37-2 | | %NMSU | 12-4 | 23-10 |
| 1972 | LBSU | 10-2 | 25-4 | 1988 | UNLV | 15-3 | 28-6 | | %UCSB | 12-4 | 15-13 |
| 1973 | LBSU | 10-2 | 26-3 | 1989 | UNLV | 16-2 | 29-8 | 2000 | \$USU | 16-0 | 28-6 |
| 1974 | LBSU | 12-0 | 24-2 | 1990 | NMSU | 16-2 | 26-5 | | %LBSU | 15-1 | 24-6 |
| 1975 | LBSU | 8-2 | 19-7 | | UNLV | 16-2 | 35-5 | 2001 | UCI | 15-1 | 25-5 |
| 1976 | CSF | 6-4 | 15-10 | 1991 | UNLV | 18-0 | 34-1 | 2002 | USU | 13-5 | 23-8 |
| | LBSU | 6-4 | 14-12 | 1992 | UNLV | 18-0 | 26-2 | | UCI | 13-5 | 21-11 |
| 1977 | LBSU | 9-3 | 21-8 | 1993 | NMSU | 15-3 | 26-8 | 2003 | UCSB | 14-4 | 18-14 |
| | SDSU | 9-3 | 13-15 | 1994 | NMSU | 12-6 | 23-8 | 2004 | USU | 17-1 | 25-4 |
| 1978 | SDSU | 11-3 | 19-9 | 1995 | USU | 14-4 | 21-8 | | PAC | 17-1 | 25-8 |
| 1979 | PAC | 11-3 | 18-12 | 1996 | LBSU | 12-6 | 17-11 | 2005 | PAC | 18-0 | 27-4 |
| 1980 | USU | 11-2 | 18-9 | 1997 | \$NEV | 12-4 | 21-10 | 2006 | PAC | 12-2 | 24-8 |
| 1981 | FSU | 12-2 | 25-4 | | \$USU | 12-4 | 20-9 | | | | |
| 1982 | FSU | 13-1 | 27-3 | | %NMSU | 12-4 | 19-9 | | | | |
| 1983 | UNLV | 15-1 | 28-3 | | %PAC | 12-4 | 24-6 | | | | |
| 1984 | UNLV | 16-2 | 29-6 | 1998 | \$USU | 13-3 | 25-8 | | | | |
| 1985 | UNLV | 17-1 | 28-4 | | %PAC | 14-2 | 23-10 | | | | |

\$ East Division
% West Division

COACHING RECORDS

Victory Leaders

(as member of the Big West)

ALL GAMES

| |
|--|
| 405 - Jerry Tarkanian, Long Beach State & UNLV |
| 310 - Bob Thomason, Pacific |
| 248 - Neil McCarthy, New Mexico State |
| 222 - Jerry Pimm, UC Santa Barbara |
| 194 - Boyd Grant, Fresno State |
| 167 - Stew Morrill, Utah State |
| 163 - Bill Mulligan, UC Irvine |
| 158 - Rod Tueller, Utah State |
| 156 - Stan Morrison, Pacific & San Jose State |
| 142 - Bill Berry, San Jose State |
| 138 - Pat Douglass, UC Irvine |

CONFERENCE GAMES

| |
|--|
| 205 - Jerry Tarkanian, Long Beach State & UNLV |
| 183 - Bob Thomason, Pacific |
| 142 - Neil McCarthy, New Mexico State |
| 134 - Jerry Pimm, UC Santa Barbara |
| 96 - Bill Mulligan, UC Irvine |
| 93 - Boyd Grant, Fresno State |
| 92 - Stew Morrill, Utah State |
| 88 - Rod Tueller, Utah State |
| 80 - Pat Douglass, UC Irvine |
| 80 - Stan Morrison, Pacific & San Jose State |
| 79 - Bob Williams, UC Santa Barbara |
| 75 - Bill Berry, San Jose State |

BIG WEST TOURNAMENT GAMES

| |
|--|
| 24 - Jerry Tarkanian, UNLV |
| 19 - Bob Thomason, Pacific |
| 15 - Neil McCarthy, New Mexico State |
| 14 - Stew Morrill, Utah State |
| 12 - Bob Williams, UC Santa Barbara |
| 11 - Bill Berry, San Jose State |
| 10 - Boyd Grant, Fresno State |
| 9 - Pat Douglass, UC Irvine |
| 7 - Stan Morrison, Pacific |
| 7 - Seth Greenberg, Long Beach State |
| 7 - George McQuarn, Cal State Fullerton |

All-Time Career Wins

(current Big West coaches)

| Rk. | Coach, School | Yrs. | W | L | Pct. |
|-----|----------------------|------|-----|-----|------|
| 1. | Pat Douglass, UCI | 25 | 514 | 238 | .684 |
| 2. | Bob Thomason, PAC | 21 | 362 | 248 | .593 |
| 3. | Bob Williams, UCSB | 18 | 311 | 211 | .596 |
| 4. | Bobby Braswell, CSUN | 10 | 154 | 140 | .524 |
| 5. | Larry Reynolds, LBSU | 9 | 149 | 110 | .575 |
| 6. | Kevin Bromley, CP | 6 | 61 | 95 | .391 |
| 7. | Bob Burton, CSF | 3 | 48 | 41 | .533 |
| 8. | David Spencer, UCR | 1 | 5 | 23 | .179 |

All-Time Coaching Records

(during conference membership)

| Coach, Team | Yrs. | Conference | | | All Games | | |
|---|-----------|------------|------------|-------------|------------|------------|-------------|
| | | W | L | Pct. | W | L | Pct. |
| Lute Olson, Long Beach State (1974) | 1 | 12 | 0 | 1.000 | 24 | 2 | .923 |
| Jerry Tarkanian, LBSU (1970-73) UNLV (1983-92) | 14 | 205 | 17 | .923 | 405 | 58 | .875 |
| Stew Morrill, Utah State (1998-05) | 7 | 92 | 28 | .767 | 167 | 54 | .756 |
| Boyd Grant, Fresno State (1978-86) | 9 | 93 | 40 | .699 | 194 | 74 | .724 |
| Neil McCarthy, New Mexico State (1986-97) | 12 | 142 | 72 | .664 | 248 | 123 | .668 |
| Lou Henson, New Mexico State (1997-00) | 3 | 31 | 17 | .646 | 63 | 32 | .663 |
| Dick Edwards, Pacific (1972) | 1 | 8 | 4 | .667 | 17 | 9 | .654 |
| Larry Eustachy, Utah State (1993-98) | 5 | 60 | 26 | .698 | 98 | 53 | .649 |
| Dwight Jones, Long Beach State (1975-78) | 4 | 30 | 16 | .652 | 70 | 40 | .636 |
| Dutch Belnap, Utah State (1979) | 1 | 9 | 5 | .643 | 19 | 11 | .633 |
| Rollie Massimino, UNLV (1993-94) | 2 | 23 | 13 | .639 | 36 | 21 | .632 |
| Seth Greenberg, Long Beach State (1991-96) | 6 | 65 | 43 | .602 | 105 | 70 | .600 |
| Joe Harrington, Long Beach State (1988-90) | 3 | 33 | 21 | .611 | 53 | 36 | .596 |
| Bob Thomason, Pacific (1988-06) | 18 | 183 | 127 | .590 | 310 | 221 | .584 |
| Bob Miller, Cal State Los Angeles (1970-74) | 5 | 28 | 28 | .500 | 75 | 55 | .577 |
| Bobby Dye, Cal State Fullerton (1975-80) | 6 | 37 | 37 | .500 | 93 | 68 | .575 |
| Rod Jensen, Boise State (1996-01) | 5 | 44 | 36 | .550 | 81 | 63 | .563 |
| Tim Vezie, San Diego State (1975-78) | 4 | 31 | 15 | .674 | 62 | 49 | .559 |
| Bob Burton, Cal State Fullerton (2003-06) | 3 | 24 | 26 | .480 | 48 | 41 | .539 |
| Ralph Barkey, UC Santa Barbara (1970-74/77-78) | 7 | 40 | 42 | .488 | 98 | 85 | .536 |
| Pat Douglass, UC Irvine (1997-06) | 9 | 80 | 70 | .533 | 138 | 120 | .535 |
| Rod Tueller, Utah State (1980-88) | 9 | 79 | 68 | .537 | 138 | 121 | .533 |
| Tex Winter, Long Beach State (1979-83) | 5 | 40 | 32 | .556 | 78 | 69 | .531 |
| Pat Foster, Nevada (1993-99) | 6 | 54 | 48 | .529 | 90 | 81 | .526 |
| Bob Williams, UC Santa Barbara (1998-06) | 8 | 79 | 55 | .590 | 122 | 111 | .524 |
| Jerry Pimm, UC Santa Barbara (1983-98) | 15 | 134 | 132 | .504 | 222 | 202 | .524 |
| Wayne Morgan, Long Beach State (1996-02) | 6 | 57 | 41 | .582 | 91 | 84 | .520 |
| Bill Mulligan, UC Irvine (1981-91) | 11 | 96 | 92 | .511 | 163 | 156 | .511 |
| George McQuarn, Cal State Fullerton (1981-88) | 8 | 66 | 68 | .492 | 122 | 117 | .510 |
| Bill Berry, San Jose State (1980-89) | 10 | 75 | 90 | .454 | 142 | 144 | .496 |
| Dick Davis, San Diego State (1970-74) | 5 | 24 | 32 | .428 | 65 | 67 | .492 |
| John Sneed, Cal State Fullerton (1989-92) | 4 | 31 | 41 | .431 | 55 | 59 | .483 |
| Ed Gregory, Fresno State (1970-77) | 8 | 27 | 61 | .307 | 99 | 109 | .476 |
| Gary Colson, Fresno State (1991-92) | 2 | 13 | 23 | .361 | 29 | 32 | .475 |
| Bobby Braswell, Cal State Northridge (2001-06) | 5 | 42 | 44 | .488 | 69 | 77 | .473 |
| Ivan Guevara, San Jose State (1972-79) | 8 | 38 | 58 | .396 | 98 | 118 | .454 |
| Kohn Smith, Utah State (1989-93) | 5 | 43 | 47 | .478 | 63 | 78 | .447 |
| David Farrar, Idaho (1997-01) | 4 | 29 | 35 | .453 | 49 | 61 | .445 |
| Kermit Davis, Idaho (1997) | 1 | 5 | 11 | .313 | 13 | 17 | .433 |
| Jeff Schneider, Cal Poly (1996-01) | 5 | 24 | 42 | .364 | 54 | 71 | .432 |
| Tim Grgurich, UNLV (1995) | 1 | 7 | 11 | .389 | 12 | 16 | .429 |
| Brad Holland, Cal State Fullerton (1993-94) | 2 | 16 | 20 | .444 | 23 | 31 | .426 |
| Dick Fichtner, Pacific (1980-82) | 3 | 14 | 28 | .333 | 36 | 49 | .423 |
| Stan Morrison, PAC (1973-79), SJSU (1990-96) | 14 | 80 | 130 | .381 | 156 | 223 | .412 |
| Kevin Bromley, Cal Poly (2000-06) | 6 | 38 | 62 | .380 | 61 | 95 | .391 |
| Tim Jankovich, North Texas (1997) | 1 | 5 | 11 | .313 | 10 | 16 | .385 |
| Bill Bayno, UNLV (1996) | 1 | 7 | 11 | .389 | 10 | 16 | .385 |
| Ed DeLacy, UC Santa Barbara (1979-83) | 5 | 22 | 50 | .306 | 51 | 83 | .381 |
| Leonard Perry, Idaho (2001-05) | 4 | 30 | 42 | .417 | 44 | 72 | .379 |
| Ron Adams, Fresno State (1987-90) | 4 | 23 | 49 | .319 | 43 | 72 | .374 |
| Weldon Drew, New Mexico State (1984-85) | 2 | 13 | 23 | .361 | 20 | 35 | .364 |
| Bob Hawking, Cal State Fullerton (1994-00) | 6 | 32 | 68 | .320 | 59 | 103 | .364 |
| Len Stevens, Nevada (1993) | 1 | 4 | 14 | .222 | 9 | 17 | .346 |
| Larry Reynolds, Long Beach State (2002-06) | 4 | 24 | 44 | .353 | 39 | 75 | .342 |
| Dave Buss, Long Beach State (1984) | 1 | 6 | 12 | .333 | 9 | 19 | .321 |
| John Masi, UC Riverside (2001-05) | 4 | 21 | 51 | .292 | 34 | 72 | .321 |
| Tom O'Neill, Pacific (1983-88) | 6 | 25 | 70 | .263 | 51 | 109 | .319 |
| Trent Johnson, Nevada (1999-00) | 1 | 6 | 10 | .375 | 9 | 20 | .310 |
| Rod Baker, UC Irvine (1992-97) | 6 | 29 | 77 | .275 | 52 | 116 | .310 |
| Tim Tift, UC Irvine (1978-80) | 3 | 6 | 36 | .143 | 22 | 56 | .282 |
| Ron Palmer, Long Beach State (1985-87) | 3 | 12 | 42 | .222 | 23 | 64 | .264 |
| Donny Daniels, Cal State Fullerton (2000-03) | 3 | 13 | 39 | .250 | 20 | 64 | .238 |
| Vic Trilli, North Texas (1997-00) | 3 | 13 | 35 | .271 | 16 | 63 | .202 |
| David Spencer, UC Riverside (2005-06) | 1 | 3 | 11 | .214 | 5 | 23 | .179 |
| Dan Glines, San Jose State (1970-71) | 2 | 0 | 20 | .000 | 5 | 45 | .100 |
| Denis Willens, Pacific (1988) | 1 | 0 | 11 | .000 | 0 | 12 | .000 |

ALL-BIG WEST TEAMS

1970

FIRST TEAM

George Trapp, Long Beach State
Billy Jankans, Long Beach State
Doug Rex, UC Santa Barbara
John Tschogl, UC Santa Barbara
Mose Adolph, Cal State Los Angeles
Lucius Davis, Fresno State

SECOND TEAM

Shawn Johnson, Long Beach State
Morris Thomas, Cal State Los Angeles
Coby Dietrick, San Jose State
Ron Knight, Cal State Los Angeles
Rob Stephens, Fresno State
Bob Vasilovich, Fresno State

1971

FIRST TEAM

George Trapp, Long Beach State
Doug Rex, UC Santa Barbara
John Tschogl, UC Santa Barbara
Jerry Pender, Fresno State
Ed Ratleff, Long Beach State
Chuck Terry, Long Beach State

SECOND TEAM

Mose Adolph, Cal State Los Angeles
Rodney Murray, Cal State Los Angeles
Ron Allen, UC Santa Barbara
Gary Schneider, San Diego State
Jimmy Harris, San Diego State

1972

FIRST TEAM

Ed Ratleff, Long Beach State
John Gianelli, Pacific
John Tschogl, UC Santa Barbara
Chuck Terry, Long Beach State
Chris McMurray, San Diego State
Jerry Pender, Fresno State

SECOND TEAM

Michael Jackson, Cal State Los Angeles
Eric McWilliams, Long Beach State
Mose Adolph, Cal State Los Angeles
Jim McCargo, Pacific
John Errecart, Pacific

1973

FIRST TEAM

Ed Ratleff, Long Beach State
Clarence Allen, UC Santa Barbara
Raymond Lewis, Cal State Los Angeles
Jim McCargo, Pacific
Roscoe Pondexter, Long Beach State
Johnnie Skinner, San Jose State

SECOND TEAM

Rick Aberegg, Long Beach State
Steve Copp, San Diego State
John Errecart, Pacific
Billy Mallory, Cal State Los Angeles
Bob Schachter, UC Santa Barbara

1974

FIRST TEAM

Leonard Gray, Long Beach State
Charles Bailey, Fresno State
Tommie Lipsey, Cal State Los Angeles
Billy Mallory, Cal State Los Angeles
Clifton Pondexter, Long Beach State
Roscoe Pondexter, Long Beach State

SECOND TEAM

Clarence Allen, UC Santa Barbara
John Anderson, San Diego State
Pat Boyer, UC Santa Barbara
John Errecart, Pacific
Glenn McDonald, Long Beach State

1975

FIRST TEAM

Bob Gross, Long Beach State
Leonard Armato, Pacific
Steve Copp, San Diego State
Richard Johnson, Long Beach State
Roy Jones, Fresno State
Carlos Mina, Long Beach State

SECOND TEAM

Will Connelly, San Diego State
Earl Hogue, San Jose State
Kyle Jackson, Long Beach State
Bob Kovach, San Diego State
Don Orndorff, San Jose State

1976

FIRST TEAM

Greg Bunch, Cal State Fullerton
Steve Copp, San Diego State
Will Connelly, San Diego State
Roy Jones, Fresno State
Myron Jordan, Pacific
Ken Mickey, San Jose State
Clarence Ruffen, Long Beach State

SECOND TEAM

Vic Baker, Pacific
Ron Fair, San Jose State
Earl Hogue, San Jose State
Larry Hudson, Long Beach State
Bob Kovach, San Diego State

1977

FIRST TEAM

Lloyd McMillian, Long Beach State
Greg Bunch, Cal State Fullerton
Dave Brown, UC Santa Barbara
Myron Jordan, Pacific
Joel Kramer, San Diego State
Ken Mickey, San Jose State

SECOND TEAM

Kerry Davis, Cal State Fullerton
Presnell Gilbert, San Diego State
Richard Johnson, Long Beach State
Rick Quinn, San Jose State
Michael Wiley, Long Beach State

1978

FIRST TEAM

Joel Kramer, San Diego State
Greg Bunch, Cal State Fullerton
Russ Coleman, Pacific
Steve Malovic, San Diego State
Art Williams, Fresno State
Francois Wise, Long Beach State

SECOND TEAM

Keith Anderson, Cal State Fullerton
Wally Rank, San Jose State
Wayne Smith, UC Irvine
Doug Streefer, Fresno State
Michael Wiley, Long Beach State

1979

FIRST TEAM

Ron Cornelius, Pacific
Terrence Carney, Pacific
Dean Hunger, Utah State
Calvin Roberts, Cal State Fullerton
Art Williams, Fresno State
Rickey Williams, Long Beach State

SECOND TEAM

Brian Jackson, Utah State
Keith McDonald, Utah State
Wally Rank, San Jose State
Michael Wiley, Long Beach State
Francois Wise, Long Beach State

1980

FIRST TEAM

Dean Hunger, Utah State
Ron Cornelius, Pacific
Francois Wise, Long Beach State
Calvin Roberts, Cal State Fullerton
Michael Wiley, Long Beach State
Wally Rank, San Jose State

SECOND TEAM

Rod Higgins, Fresno State
Brian Jackson, Utah State
Rich McElrath, Utah State
Victor Conyers, UC Irvine
Michael Mendez, San Jose State

1981

FIRST TEAM

Kevin Magee, UC Irvine
Brian Jackson, Utah State
Rod Higgins, Fresno State
Ron Cornelius, Pacific
Sid Williams, San Jose State
Donald Mason, Fresno State

SECOND TEAM

Mike Mendez, San Jose State
Doug Murrey, San Jose State
Craig Dykema, Long Beach State
Bobby Anderson, Fresno State
Walt Evans, UC Santa Barbara

ALL-BIG WEST TEAMS

1982

FIRST TEAM

Kevin Magee, UC Irvine
Leon Wood, Cal State Fullerton
Craig Hodges, Long Beach State
Donald Mason, Fresno State
Rod Higgins, Fresno State
Chris McNealy, San Jose State

SECOND TEAM

Ricky Mixon, Cal State Fullerton
Richard Anderson, UC Santa Barbara
Matt Waldron, Pacific
Ben McDonald, UC Irvine
Bernard Thompson, Fresno State

1983

FIRST TEAM

Sidney Green, UNLV
Leon Wood, Cal State Fullerton
Chris McNealy, San Jose State
Ben McDonald, UC Irvine
Bernard Thompson, Fresno State
York Gross, UC Santa Barbara

SECOND TEAM

Ron Anderson, Fresno State
Greg Grant, Utah State
Larry Anderson, UNLV
Ricky Mixon, Cal State Fullerton
Laurence Held, Pacific

1984

FIRST TEAM

Richie Adams, UNLV
Leon Wood, Cal State Fullerton
Ron Anderson, Fresno State
Bernard Thompson, Fresno State
Steve Colter, New Mexico State
Ben McDonald, UC Irvine

SECOND TEAM

Greg Grant, Utah State
Frank James, UNLV
George Turner, UC Irvine
Danny Tarkanian, UNLV
Mitch Arnold, Fresno State

1985

FIRST TEAM

Richie Adams, UNLV
Tony Neal, Cal State Fullerton
Kevin Henderson, Cal State Fullerton
Tod Murphy, UC Irvine
Greg Grant, Utah State
Mitch Arnold, Fresno State

SECOND TEAM

Scott Fisher, UC Santa Barbara
Johnny Rogers, UC Irvine
Scott Barnes, Fresno State
Reggie Owens, San Jose State
Vince Washington, Utah State

1986

FIRST TEAM

Greg Grant, Utah State
Anthony Jones, UNLV
Freddie Banks, UNLV
Tod Murphy, UC Irvine
Gilbert Wilburn, New Mexico State
Ricky Berry, San Jose State

SECOND TEAM

Brian Salone, Fresno State
Conner Henry, UC Santa Barbara
Armon Gilliam, UNLV
Rich Anema, Pacific
Johnny Rogers, UC Irvine

1987

FIRST TEAM

Armon Gilliam, UNLV
Freddie Banks, UNLV
Ricky Berry, San Jose State
Scott Brooks, UC Irvine
Kenny Travis, New Mexico State
Mark Wade, UNLV

SECOND TEAM

Brent Counts, Pacific
Richard Morton, Cal State Fullerton
Kevin Nixon, Utah State
Brian Shaw, UC Santa Barbara
Brian Vaughns, UC Santa Barbara

1988

FIRST TEAM

Brian Shaw, UC Santa Barbara
Jarvis Basnight, UNLV
Ricky Berry, San Jose State
Wayne Engelstad, UC Irvine
Kevin Nixon, Utah State
Morlon Wiley, Long Beach State

SECOND TEAM

Jervis Cole, Fresno State
Dan Conway, Utah State
Richard Morton, Cal State Fullerton
Gerald Paddio, UNLV
Andre Purry, Long Beach State

1989

FIRST TEAM

Stacey Augmon, UNLV
David Butler, UNLV
Cedric Ceballos, Cal State Fullerton
Jervis Cole, Fresno State
Reid Newey, Utah State
Johnny Roberson, New Mexico State

SECOND TEAM

Greg Anthony, UNLV
Carrick DeHart, UC Santa Barbara
Mike Doktorczyk, UC Irvine
John Hatten, Long Beach State
Eric McArthur, UC Santa Barbara

1990

FIRST TEAM

Larry Johnson, UNLV
Eric McArthur, UC Santa Barbara
Cedric Ceballos, Cal State Fullerton
Keith Hill, New Mexico State
Randy Brown, New Mexico State
David Butler, UNLV

SECOND TEAM

Carrick DeHart, UC Santa Barbara
Greg Anthony, UNLV
Kendall Youngblood, Utah State
Dell Demps, Pacific
Don Lyttle, Pacific
Lucious Harris, Long Beach State

1991

FIRST TEAM

Larry Johnson, UNLV
Greg Anthony, UNLV
Stacey Augmon, UNLV
Anderson Hunt, UNLV
Randy Brown, New Mexico State
Reggie Jordan, New Mexico State

SECOND TEAM

George Ackles, UNLV
Kendall Youngblood, Utah State
Don Lyttle, Pacific
Joe Small, Cal State Fullerton
Gary Gray, UC Santa Barbara

1992

FIRST TEAM

Lucious Harris, Long Beach State
Lucius Davis, UC Santa Barbara
J.R. Rider, UNLV
Elmore Spencer, UNLV
Dell Demps, Pacific
Kendall Youngblood, Utah State

SECOND TEAM

Agee Ward, Cal State Fullerton
Bruce Bowen, Cal State Fullerton
Wil Hooker, Fresno State
Bryon Russell, Long Beach State
Sam Crawford, New Mexico State

1993

FIRST TEAM

J.R. Rider, UNLV
Lucious Harris, Long Beach State
Sam Crawford, New Mexico State
Evrac Gray, UNLV
Dexter Boney, Pacific
Bruce Bowen, Cal State Fullerton

SECOND TEAM

Tracey Ware, New Mexico State
Tony Amundsen, Pacific
Jay Goodman, Utah State
Ray Kelly, UC Santa Barbara
Eric Morris, Nevada

1994

FIRST TEAM

Kebu Stewart, UNLV
Rod Hannibal, Long Beach State
James Dockery, New Mexico State
Reggie Manuel, UNLV
Michael Jackson, Pacific
Charles Terrell, Pacific

SECOND TEAM

Mike Atkinson, Long Beach State
Terry Cannon, San Jose State
Jimmy Moore, Nevada
Eathan O'Bryant, Nevada
Eric Franson, Utah State

ALL-BIG WEST TEAMS

1995

FIRST TEAM

Eric Franson, Utah State
Joe McNaull, Long Beach State
Rodney Walker, New Mexico State
Raimonds Miglinieks, UC Irvine
Eathan O'Bryant, Nevada
Charles Jones, Pacific

SECOND TEAM

Winston Peterson, Cal State Fullerton
Terrance O'Kelley, Long Beach State
Patrick Savoy, UNLV
Adam Jacobsen, Pacific
Corwin Woodard, Utah State
Roddie Anderson, Utah State

1996

FIRST TEAM

Raimonds Miglinieks, UC Irvine
James Cotton, Long Beach State
Rasul Salahuddin, Long Beach State
Olivier Saint-Jean, San Jose State
Daniel Watts, Nevada
Eric Franson, Utah State

SECOND TEAM

Kevin Simmons, UC Irvine
Brian Keefe, UC Irvine
Lelan McDougal, UC Santa Barbara
Adam Jacobsen, Pacific
Silas Mills, Utah State

1997

FIRST TEAM

Faron Hand, Nevada
Joe Wyatt, Boise State
James Cotton, Long Beach State
Louis Richardson, New Mexico State
Raymond Tutt, UC Santa Barbara
Marcus Saxon, Utah State

SECOND TEAM

Jason Jackman, Idaho
Jimmy Carroll, Nevada
Corey Anders, Pacific
Mark Boelter, Pacific
Maurice Spillers, Utah State

1998

FIRST TEAM

Michael Olowokandi, Pacific
Roberto Bergersen, Boise State
Andrew Betts, Long Beach State
Avery Curry, Idaho
Louis Richardson, New Mexico State
Marcus Saxon, Utah State

SECOND TEAM

Paul Culbertson, Nevada
Adam Jacobsen, Pacific
Kevin Rice, Utah State
Raymond Tutt, UC Santa Barbara
Mike Wozniak, Cal Poly

1999

FIRST TEAM

Roberto Bergersen, Boise State
Ike Harmon, Cal State Fullerton
Charles Gosa, New Mexico State
B.J. Bunton, UC Santa Barbara
Avery Curry, Idaho
Jason Williams, Pacific

SECOND TEAM

Gerry Washington, Boise State
Ramel Lloyd, Long Beach State
Mate Milisa, Long Beach State
Josh Merrill, UC Santa Barbara
Donnie Johnson, Utah State

2000

FIRST TEAM

Mate Milisa, Long Beach State
Billy Keys, New Mexico State
Shawn Daniels, Utah State
Chris Bjorklund, Cal Poly
Troy Rolle, Utah State
Gordon Scott, Idaho

SECOND TEAM

Ike Harmon, Cal State Fullerton
James Williams, Long Beach State
Ramel Lloyd, Long Beach State
Jerry Green, UC Irvine
Deginald Erskin, North Texas
Abe Jackson, Boise State

2001

FIRST TEAM

Jerry Green, UC Irvine
Shawn Daniels, Utah State
Travis Reed, Long Beach State
Ramel Lloyd, Long Beach State
Abe Jackson, Boise State
Bernard Rock, Utah State

SECOND TEAM

Chris Bjorklund, Cal Poly
Mark Hull, UC Santa Barbara
Mike Vukovich, UC Santa Barbara
Ben Jones, UC Irvine
Tony Brown, Utah State

2002

FIRST TEAM

Jerry Green, UC Irvine
Markus Carr, Cal State Northridge
Travis Reed, Long Beach State
Mark Hull, UC Santa Barbara
Tony Brown, Utah State
Desmond Penigar, Utah State

SECOND TEAM

Varnie Dennis, Cal Poly
Pape Sow, Cal State Fullerton
Adam Parada, UC Irvine
Vili Morton, UC Riverside
Branduinn Fullove, UC Santa Barbara
Maurice McLemore, Pacific

2003

FIRST TEAM

Varnie Dennis, Cal Poly
Branduinn Fullove, UC Santa Barbara
Jordan Harris, UC Irvine
Ralphy Holmes, Cal State Fullerton
Mark Hull, UC Santa Barbara
Desmond Penigar, Utah State

SECOND TEAM

Ian Boylan, Cal State Northridge
Nate Carter, UC Riverside
Tyrone Hayes, Idaho
Demetrius Jackson, Pacific
Adam Parada, UC Irvine

2004

FIRST TEAM

Mark Brown, Utah State
Cardell Butler, Utah State
Miah Davis, Pacific
Nate Harris, Utah State
Christian Maraker, Pacific
Pape Sow, Cal State Fullerton

SECOND TEAM

Ian Boylan, Cal State Northridge
Nate Carter, UC Riverside
Tyrone Hayes, Idaho
Spencer Nelson, Utah State
Kevin Roberts, Long Beach State

2005

FIRST TEAM

Ian Boylan, Cal State Northridge
David Doubly, Pacific
Nate Harris, Utah State
Christian Maraker, Pacific
Spencer Nelson, Utah State
Guillaume Yango, Pacific

SECOND TEAM

Jaycee Carroll, Utah State
Ralphy Holmes, Cal State Fullerton
Dandrick Jones, Idaho
Yaphett King, Cal State Fullerton
Davin White, Cal State Northridge

2006

FIRST TEAM

Bobby Brown, Cal State Fullerton
Aaron Fitzgerald, UC Irvine
Jibril Hodges, Long Beach State
Johnny Gray, Pacific
Christian Maraker, Pacific
Derek Stockalper, Cal Poly

SECOND TEAM

Cecil Brown, UC Santa Barbara
Jamaal Brown, Cal State Fullerton
Chris Devine, UC Santa Barbara
Shawn Hawkins, Long Beach State
Kejuan Johnson, Long Beach State
Rickey Porter, UC Riverside
Dawin Whiten, Cal Poly

BIG WEST HONORS

All-Time First Team Selections

CAL POLY

Chris Bjorklund, 2000; Varnie Dennis, 2003; Derek Stockalper, 2006.

CAL STATE FULLERTON

Greg Bunch, 1976-77-78; Calvin Roberts, 1979-80; Leon Wood, 1982-83-84; Kevin Henderson, 1985; Tony Neal, 1985; Cedric Ceballos, 1989-90; Bruce Bowen, 1993; Ike Harmon, 1999; Ralph Holmes, 2003; Pape Sow, 2004; Bobby Brown, 2006.

CAL STATE NORTHRIDGE

Markus Carr, 2002; Ian Boylan, 2005.

LONG BEACH STATE

George Trapp, 1970-71; Billy Jankans, 1970; Ed Ratleff, 1971-72-73; Chuck Terry, 1971-72; Roscoe Pondexter, 1973-74; Leonard Gray, 1974; Clifton Pondexter, 1974; Bob Gross, 1975; Richard Johnson, 1975; Carlos Mina, 1975; Clarence Ruffen, 1976; Lloyd McMillian, 1977; Francois Wise, 1978, 80; Rickey Williams, 1979; Michael Wiley, 1980; Craig Hodges, 1982; Morlon Wiley, 1988; Lucious Harris, 1992-93; Rod Hannibal, 1994; Joe McNaull, 1995; James Cotton, 1996-97; Rasul Salahuddin, 1996; Andrew Betts, 1998; Mate Milisa, 2000; Travis Reed, 2001-02; Ramel Lloyd, 2001; Jibril Hodges, 2006.

UC IRVINE

Kevin Magee, 1981-82; Ben McDonald, 1983-84; Tod Murphy, 1985-86; Scott Brooks, 1987; Wayne Engelstad, 1988; Raimonds Miglinieks, 1995-96; Jerry Green, 2001-02; Jordan Harris, 2003; Aaron Fitzgerald, 2006.

UC SANTA BARBARA

Doug Rex, 1970-71; John Tschogl, 1970-71-72; Clarence Allen, 1973; Dave Brown, 1977; York Gross, 1983; Brian Shaw, 1988; Eric McArthur, 1990; Lucius Davis, 1992; Raymond Tutt, 1997; B.J. Bunton, 1999; Mark Hull, 2002-03; Branduinn Fullove, 2003.

PACIFIC

John Gianelli, 1972; Jim McCargo, 1973; Leonard Armato, 1975; Myron Jordan, 1976-77; Russ Coleman, 1978; Terence Carney, 1979; Ron Cornelius, 1979-80-81; Dell Demps, 1992; Michael Jackson, 1994; Charles Terrell, 1994; Charles Jones, 1995; Michael Olowokandi, 1998; Jason Williams, 1999; Miah Davis, 2004; Christian Maraker, 2004-06; David Doubly, 2005; Guillaume Yango, 2005; Johnny Gray, 2006.

*BOISE STATE

Joe Wyatt, 1997; Roberto Bergersen, 1998-99; Abe Jackson, 2001.

*CAL STATE LOS ANGELES

Mose Adolph, 1970; Raymond Lewis, 1973; Tommie Lipsey, 1974; Billy Malory, 1974.

*FRESNO STATE

Lucius Davis, 1970; Jerry Pender, 1971-72; Charles Bailey, 1974; Roy Jones, 1975-76; Art Williams, 1978-79; Rod Higgins, 1981-82; Donald Mason, 1981-82; Bernard Thompson, 1983-84; Ron Anderson, 1984; Mitch Arnold, 1985; Jervis Cole, 1989.

*NEW MEXICO STATE

Steve Colter, 1984; Gilbert Wilburn, 1986; Kenny Travis, 1987; Johnny Roberson, 1989; Randy Brown, 1990-91; Keith Hill, 1990; Reggie Jordan, 1991; Sam Crawford, 1993; James Dockery, 1994; Rodney Walker, 1995; Louis Richardson, 1997-98; Charles Gosa, 1999; Billy Keys, 2000.

*SAN DIEGO STATE

Chris McMurray, 1972; Steve Copp, 1975-76; Will Connelly, 1976; Joel Kramer, 1977-78; Steve Malovic, 1978.

*SAN JOSE STATE

Johnnie Skinner, 1973; Ken Mickey, 1976-77; Wally Rank, 1980; Sid Williams, 1981; Chris McNealy, 1982-83; Ricky Berry, 1986-87-88; Olivier Saint-Jean, 1996.

*IDAHO

Avery Curry, 1998-99; Gordon Scott, 2000.

*NEVADA

Eathan O'Bryant, 1995; Daniel Watts, 1996; Faron Hand, 1997.

*UNLV

Sidney Green, 1983; Richie Adams, 1984-85; Anthony Jones, 1986; Freddie Banks, 1986-87; Armon Gilliam, 1987; Mark Wade, 1987; Jarvis Basnight, 1988; Stacey Augmon, 1989, 91; David Butler, 1989-90; Larry Johnson, 1990-91; Greg Anthony, 1991; Anderson Hunt, 1991; Elmore Spencer, 1992; J.R. Rider, 1992-93; Evric Gray, 1993; Dexter Boney, 1993; Kebu Stewart, 1994; Reggie Manuel, 1994.

*UTAH STATE

Dean Hunger, 1979-80; Brian Jackson, 1981; Greg Grant, 1985-86; Kevin Nixon, 1988; Reid Newey, 1989; Kendall Youngblood, 1992; Eric Franson, 1995-96; Marcus Saxon, 1997-98; Shawn Daniels, 2000-01; Troy Rolle, 2000; Bernard Penigar, 2002-03; Mark Brown, 2004; Cardell Butler, 2004; Nate Harris, 2004-05; Spencer Nelson, 2005.

*former member

Players of the Year

| Year | Player, Team |
|------|---|
| 1970 | George Trapp, LBSU |
| 1971 | George Trapp, LBSU |
| 1972 | Ed Ratleff, LBSU |
| 1973 | Ed Ratleff, LBSU |
| 1974 | Leonard Gray, LBSU |
| 1975 | Bob Gross, LBSU |
| 1976 | Steve Copp, SDSU Greg Bunch, CSF |
| 1977 | Lloyd McMillian, LBSU |
| 1978 | Joel Kramer, SDSU |
| 1979 | Ron Cornelius, PAC |
| 1980 | Dean Hunger, USU |
| 1981 | Kevin Magee, UCI |
| 1982 | Kevin Magee, UCI |
| 1983 | Sidney Green, UNLV |
| 1984 | Richie Adams, UNLV |
| 1985 | Richie Adams, UNLV |
| 1986 | Greg Grant., USU Anthony Jones, UNLV |
| 1987 | Armon Gilliam, UNLV |
| 1988 | Brian Shaw, UCSB |
| 1989 | Stacey Augmon, UNLV |
| 1990 | Larry Johnson, UNLV |
| 1991 | Larry Johnson, UNLV |
| 1992 | Lucius Davis, UCSB |
| 1993 | J.R. Rider, UNLV |
| 1994 | Kebu Stewart, UNLV |
| 1995 | Eric Franson, USU |
| 1996 | Raimonds Miglinieks, UCI |
| 1997 | Faron Hand, NEV |
| 1998 | Michael Olowokandi, PAC |
| 1999 | Roberto Bergersen, BSU |
| 2000 | Mate Milisa, LBSU |
| 2001 | Jerry Green, UCI |
| 2002 | Jerry Green, UCI |
| 2003 | Branduinn Fullove, UCSB |
| 2004 | Miah Davis, PAC |
| 2005 | David Doubly, PAC |
| 2006 | Christian Maraker, PAC |

Coaches of the Year

| Year | Coach, Team |
|--------|---|
| '69-77 | None Selected |
| 1978 | Boyd Grant, FSU |
| 1979 | Stan Morrison, PAC |
| 1980 | Bill Berry, SJSU Rod Tueller, USU |
| 1981 | Boyd Grant, FSU |
| 1982 | Boyd Grant, FSU |
| 1983 | Jerry Tarkanian, UNLV |
| 1984 | Jerry Tarkanian, UNLV |
| 1985 | Jerry Tarkanian, UNLV |
| 1986 | Bill Mulligan, UCI |
| 1987 | Jerry Tarkanian, UNLV |
| 1988 | Jerry Tarkanian, UNLV |
| 1989 | Neil McCarthy, NMSU |
| 1990 | Neil McCarthy, NMSU |
| 1991 | Jerry Tarkanian, UNLV |
| 1992 | Jerry Pimm, UCSB Jerry Tarkanian, UNLV |
| 1993 | Bob Thomason, PAC |
| 1994 | Stan Morrison, SJSU |
| 1995 | Larry Eustachy, USU |
| 1996 | Rod Baker, UCI |
| 1997 | Bob Thomason, PAC |
| 1998 | Larry Eustachy, USU |
| 1999 | Bob Williams, UCSB |
| 2000 | Stew Morrill, USU |
| 2001 | Pat Douglass, UCI |
| 2002 | Stew Morrill, USU |
| 2003 | Bob Williams, UCSB |
| 2004 | Bob Thomason, PAC |
| 2005 | Bob Thomason, PAC |
| 2006 | Bob Thomason, PAC |

Team-By-Team All-Big West Selections

| School | 1st | 2nd | Total | Most In One Year |
|--------|-----|-----|-------|----------------------------------|
| LBSU | 36 | 25 | 61 | 4 (1974, 75) |
| *USU | 24 | 22 | 46 | 4 (2004) |
| PAC | 23 | 20 | 43 | 3 (1972, 2005) |
| UCSB | 16 | 23 | 39 | 3 (1971) |
| *UNLV | 24 | 9 | 33 | 5 (1991) |
| CSF | 17 | 15 | 32 | 2 (1977, 78, 82, 83, 85, 05, 06) |
| *FSU | 17 | 12 | 29 | 3 (1970, 82) |
| UCI | 14 | 13 | 27 | 3 (1996) |
| *SJSU | 11 | 13 | 24 | 3 (1976, 81) |
| *NMSU | 15 | 2 | 17 | 2 (1990, 91, 93) |
| *SDSU | 7 | 8 | 15 | 3 (1975, 76) |
| *CSLA | 4 | 7 | 11 | 3 (1970) |
| *NEV | 3 | 5 | 8 | 2 (1994, 97) |
| CP | 3 | 4 | 7 | 2 (2006) |
| *UI | 3 | 4 | 7 | 1 (1997, 98, 99, 00, 03, 04, 05) |
| *BSU | 4 | 2 | 6 | 1 (1997, 98, 99, 00, 01) |
| CSUN | 2 | 3 | 5 | 2 (2005) |
| UCR | 0 | 4 | 4 | 1 (2002, 03, 04, 06) |
| *UNT | 0 | 1 | 1 | 1 (2000) |

*Former Member

ALL-BIG WEST FRESHMAN TEAMS

1979

Bobby Davis, Fresno State
Rod Higgins, Fresno State
Louis Bremond, UC Irvine
Craig Hodges, Long Beach State
Donald Mason, Fresno State

1980

Tyrone Bradley, Fresno State
Lance Ball, Cal State Fullerton
Bryan Roberts, UC Santa Barbara
York Gross, UC Santa Barbara
Laurence Held, Pacific

1981

*Ben McDonald, UC Irvine
Victor Green, Cal State Fullerton
Aaron McCarthy, UC Santa Barbara
Bernard Thompson, Fresno State
David Gilreath, Cal State Fullerton

1982

*Tony Neal, Cal State Fullerton
Michael Dixon, San Jose State
Gary Davis, Cal State Fullerton
Andy Rogers, Pacific
Paul Phifer, San Jose State

1983

*Greg Grant, Utah State
Rich Anema, Pacific
Ivan Verbecki, Long Beach State
Andy Franklin, Pacific
Tod Murphy, UC Irvine
Conner Henry, UC Santa Barbara

1984

*Stony Evans, San Jose State
Gerald Thomas, San Jose State
Freddie Bamks, UNLV
Brent Counts, Pacific
Reid Newey, Utah State
Gerald Wright, New Mexico State

1985

*Reggie Owens, San Jose State
Wayne Engelstad, UC Irvine
Domingo Rosario, Pacific
Richard Robinson, UNLV
James Ray Richardson, Pacific
DeAnthony Langston, Long Beach State

1986

*Mike Mitchell, Fresno State
Jervis Cole, Fresno State
Steve McGlothlin, New Mexico State
Andre Purry, Long Beach State
Carlton Davenport, UC Santa Barbara
Gilbert Pete, Utah State

1987

*Carrick DeHart, UC Santa Barbara
Keith Billingslea, Fresno State
Rudy Harvey, Long Beach State
Keith Hill, New Mexico State
Victor Minniefield, Pacific
Greg Trygstad, UC Santa Barbara

1988

*Stacey Augmon, UNLV
Justin Anderson, UC Irvine
Jon Barry, Pacific
Gary Gray, UC Santa Barbara
Karl James, UNLV
Andre Sims, Fresno State

1989

*Kendall Youngblood, Utah State
Wilbert Hooker, Fresno State
Anderson Hunt, UNLV
Paul Johnson, UC Santa Barbara
Wayne Williams, Cal State Fullerton

1990

*Lucious Harris, Long Beach State
Iris Jones, UC Santa Barbara
Dylan Rigdon, UC Irvine
Kevin Logan, San Jose State
Jeff Von Lutzow, UC Irvine

1991

*Bryon Ruffner, Utah State
Walsh Jordan, Pacific
Mike Brotherton, San Jose State
Glenn Griffin, Pacific
Eric Franson, Utah State

1992

*Doug Muse, UC Santa Barbara
Nathan Wickizer, Utah State
Mike Atkinson, Long Beach State
Reggie Manuel, UNLV
Davon Satterwhite, Fresno State

1993

*Kyle Milling, UC Santa Barbara
Jon Wickizer, Utah State
Shaun Battle, UC Irvine
Chris Ford, UC Santa Barbara
Lawrence Thomas, UNLV

1994

*James Cotton, Long Beach State
Rob Ramaker, UC Santa Barbara
Jermaine Smith, UNLV
Adam Jacobsen, Pacific
Jarobi Kemp, Utah State

1995

*Kevin Simmons, UC Irvine
Chris Dade, Cal State Fullerton
Brian Keefe, UC Irvine
Eric Lee, UNLV
Corey Anders, Pacific

1996

*Charles Gosa, New Mexico State
Kenroy Jarrett, Cal State Fullerton
Mark Richardson, Cal State Fullerton
Aaron Brodt, New Mexico State
Clay McKnight, UC Irvine

1997

*Mike Wozniak, Cal Poly
Mitch Ohnstad, Cal Poly
Brian Johnson, UC Irvine
Juma Jackson, UC Irvine
Andrew Carlson, UC Irvine

1998

*Chris Bjorklund, Cal Poly
Kejuan Woods, Boise State
Jabbar Washington, Cal Poly
Ben Jones, UC Irvine
Brandon Payton, UC Santa Barbara

1999

*Jerry Green, UC Irvine
Eric Channing, New Mexico State
Deginald Erskin, North Texas
Dexter Tennell, North Texas
Tony Brown, Utah State

2000

*Chris Davis, North Texas
Terrance Green, Nevada
Greg Ethington, UC Irvine
Mark Hull, UC Santa Barbara
Jason Miller, North Texas
Tom Cockle, Pacific

2001

*Jamaal Scott, Cal Poly
Adam Parada, UC Irvine
Branduinn Fullove, UC Santa Barbara
Nick Jones, UC Santa Barbara
Varnie Dennis, Cal Poly
Booker Nabors, Boise State
Stanislav Zuzak, UC Irvine

2002

*Ian Boylan, Cal State Northridge
Chris Davis, Cal State Northridge
Joe Frazier, Cal State Northridge
Chris Jenkins, Long Beach State
Rickey Porter, UC Riverside

2003

*Nate Carter, UC Riverside
Jeff Gloger, UC Irvine
Nate Harris, Utah State
Jibril Hodges, Long Beach State
Christian Maraker, Pacific

2004

*Bobby Brown, Cal State Fullerton
Louis Darby, Long Beach State
Lucian Graham, Long Beach State
Kevin Houston, Long Beach State
Thomas Shewmake, Cal State Northridge

2005

*Jaycee Carroll, Utah State
Calvin Chitwood, Cal State Northridge
Larry Cunningham, UC Riverside
Alex Harris, UC Santa Barbara
Jonathan Heard, Cal State Northridge
Dawin Whiten, Cal Poly

2006

*Trae Clark, Cal Poly
Anthony Brown, Pacific
Steffan Johnson, Pacific
Adam Templeton, UC Irvine
Chaz Thomas, Cal Poly

* Freshman of the Year

Note - The Big West first selected an All-Freshman team in 1979 and a Freshman of the Year in 1981.

BIG WEST PLAYERS OF THE WEEK

1970

Morris Thomas, Cal State Los Angeles
George Trapp, Long Beach State
Mose Adolph, Cal State Los Angeles
Lucius Davis, Fresno State
Ron Knight, Cal State Los Angeles
Doug Rex, UC Santa Barbara

1971

Ed Ratleff, Long Beach State
Mose Adolph, Cal State Los Angeles
Von Jacobsen, San Diego State
Jerry Pender, Fresno State
George Trapp, Long Beach State
John Tschogl, UC Santa Barbara

1972

John Gianelli, Pacific (3)
Ed Ratleff, Long Beach State
John Errecart, Pacific
Jerry Pender, Fresno State
Michael Jackson, Cal State Los Angeles
John Tschogl, UC Santa Barbara
Chris McMurray, San Diego State
Chuck Terry, Long Beach State
Johnnie Skinner, San Jose State
Mose Adolph, Cal State Los Angeles

1973

Ed Ratleff, Long Beach State (2)
Johnnie Skinner, San Jose State
Jim McCargo, Pacific
Brad McNamara, San Diego State
Clarence Metcalfe, Fresno State
Leonard Gray, Long Beach State
Steve Copp, San Diego State
Roscoe Pondexter, Long Beach State
Alfonso Brigham, CS Los Angeles
Raymond Lewis, Cal State Los Angeles
Bob Schachter, UC Santa Barbara

1974

Charles Bailey, Fresno State (3)
Clarence Allen, UC Santa Barbara (2)
Clifton Pondexter, Long Beach State (2)
Jay Hanseth, UC Santa Barbara
Leonard Gray, Long Beach State
John Anderson, San Diego State
Glenn McDonald, Long Beach State
Bob Taylor, Cal State Los Angeles
Pat O'Leary, Fresno State
Bob Gross, Long Beach State
Alfonso Brigham, CS Los Angeles
Steve Becker, UC Santa Barbara
Bill Mallory, Cal State Los Angeles
Allen Bunting, San Diego State

1975

Bob Gross, Long Beach State (2)
Roy Jones, Fresno State (2)
Pete Miller, San Jose State
Keith Young, Pacific
Bob Kovach, San Diego State
Pat Barrett, San Jose State
Earl Hogue, San Jose State
Allen Bunting, San Diego State
Duane Bonner, Cal State Fullerton
Pat O'Leary, Fresno State
Richard Johnson, Long Beach State

1976

Ken Mickey, San Jose State (2)
Greg Bunch, Cal State Fullerton (2)
Steve Copp, San Diego State (2)
Larry Hudson, Long Beach State
Steve Sincok, San Jose State
Keith Anderson, Cal State Fullerton
Anthony McGee, Long Beach State
Will Connelly, San Diego State
Roy Jones, Fresno State

1977

Ken Mickey, San Jose State (2)
Richard Johnson, Long Beach State (2)
Presnell Gilbert, San Diego State
Larry Hudson, Long Beach State
Terence Carney, Pacific
Lloyd McMillian, Long Beach State
Myron Jordan, Pacific
Tex Walker, UC Santa Barbara
Mark Delsman, San Diego State

1978

Wayne Smith, UC Irvine (2)
Sid Williams, San Jose State
Greg Bunch, Cal State Fullerton
Joel Kramer, San Diego State
Wally Rank, San Jose State
Art Williams, Fresno State
Francois Wise, Long Beach State
Russ Coleman, Pacific
Keith Anderson, Cal State Fullerton
Kim Goetz, San Diego State

1979

Mike Niles, Cal State Fullerton
Calvin Roberts, Cal State Fullerton
Dean Hunger, Utah State
Jerry Ocasio, UC Santa Barbara
Matt Waldron, Pacific
Steve McGuire, UC Irvine
Matt Maderos, UC Santa Barbara
Ron Cornelius, Pacific

1980

Michael Wiley, Long Beach State (2)
Francois Wise, Long Beach State (2)
Rich McElrath, Utah State
Dean Hunger, Utah State
Brian Jackson, Utah State
Ron Cornelius, Pacific

1981

Kevin Magee, UC Irvine
Doug Murrey, San Jose State
Rod Higgins, Fresno State
Dino Gregory, Long Beach State
Brian Jackson, Utah State
Donald Mason, Fresno State
Walt Evans, UC Santa Barbara

1982

Leon Wood, Cal State Fullerton (3)
Kevin Magee, UC Irvine (2)
Craig Hodges, Long Beach State (2)
Rod Higgins, Fresno State
Randy Whieldon, UC Irvine
Leo Cunningham, Utah State
Mario Gaines, UC Santa Barbara
Chris McNealy, San Jose State
Richard Anderson, UC Santa Barbara
Bernard Thompson, Fresno State
Matt Waldron, Pacific

1983

Sidney Green, UNLV (2)
Bernard Thompson, Fresno State (2)
York Gross, UC Santa Barbara (2)
Greg Grant, Utah State
Chris McNealy, San Jose State
Jeff Collins, UNLV
Leon Wood, Cal State Fullerton
Drew Rodgers, Pacific
Ben McDonald, UC Irvine
Ricky Mixon, Cal State Fullerton
Larry Anderson, UNLV
Tony Neal, Cal State Fullerton
Bob Thornton, Cal State Fullerton
Ron Anderson, Fresno State

1984

Leon Wood, Cal State Fullerton (2)
Greg Grant, Utah State (2)
Ron Anderson, Fresno State (2)
Ed Catchings, UNLV
Steve Colter, New Mexico State
Danny Tarkanian, UNLV
Andre Patterson, New Mexico State
George Turner, UC Irvine
Richie Adams, UNLV
Tod Murphy, UC Irvine
Joedy Gardner, Long Beach State
Mitch Arnold, Fresno State
Ben McDonald, UC Irvine

1985

Armon Gilliam, UNLV (2)
Kevin Henderson, Cal State Fullerton (2)
Vince Washington, Utah State
Ward Farris, San Jose State
Tod Murphy, UC Irvine
Andy Franklin, Pacific
Johnny Rogers, UC Irvine
Scott Fisher, UC Santa Barbara
Greg Grant, Utah State
Gilbert Wilburn, New Mexico State
Scott Barnes, Fresno State
Reggie Owens, San Jose State

1986

Gilbert Wilburn, New Mexico State (3)
Freddie Banks, UNLV (2)
Greg Grant, Utah State (2)
Kenny Travis, New Mexico State (2)
Kevin Henderson, Cal State Fullerton
Tod Murphy, UC Irvine
Ricky Berry, San Jose State
Chris Fortson, UC Santa Barbara
Johnny Rogers, UC Irvine
Rich Anema, Pacific

1987

Kenny Travis, New Mexico State (2)
Richard Morton, Cal State Fullerton (2)
Armon Gilliam, UNLV (2)
Freddie Banks, UNLV (2)
Ricky Berry, San Jose State (2)
Henry Turner, Cal State Fullerton
Mark Wade, UNLV
Scott Brooks, UC Irvine
Wayne Engelstad, UC Irvine
Carrick DeHart, UC Santa Barbara

1988

Wayne Engelstad, UC Irvine (2)
Brian Shaw, UC Santa Barbara (2)
Carrick DeHart, UC Santa Barbara
Jeff Anderson, Utah State
Virgil Harris, New Mexico State
Kevin Nixon, Utah State
Stacey Augmon, UNLV
Ricky Berry, San Jose State
Andre Purry, Long Beach State
Dan Conway, Utah State
Jervis Cole, Fresno State
Gerald Paddio, UNLV
Mike Doyle, UC Santa Barbara
Henry Turner, Cal State Fullerton

1989

Cedric Ceballos, Cal State Fullerton (2)
David Butler, UNLV

Eric McArthur, UC Santa Barbara
Anderson Hunt, UNLV
Jervis Cole, Fresno State
John Hatten, Long Beach State
Johnny Roberson, New Mexico State
Ricky Butler, UC Irvine
Dan Conway, Utah State
Wayne Williams, Cal State Fullerton
Mike Doktorczyk, UC Irvine
Mike Doyle, UC Santa Barbara
Keith Hill, New Mexico State

1990

Larry Johnson, UNLV (2)
Eric McArthur, UC Santa Barbara (2)
Carrick DeHart, UC Santa Barbara
James Anderson, New Mexico State
Troy Batiste, San Jose State
Anderson Hunt, UNLV
Lucious Harris, Long Beach State
Randy Brown, New Mexico State
Keith Hill, New Mexico State
Darrel White, Utah State
Cedric Ceballos, Cal State Fullerton
Moses Scurry, UNLV
Kenne Young, San Jose State
Dylan Rigdon, UC Irvine
Dell Demps, Pacific

1991

Larry Johnson, UNLV (4)
Joe Small, Cal State Fullerton (2)
Kendall Youngblood, Utah State (2)
Jay Goodman, Utah State
Terry Cannon, San Jose State
Reggie Jordan, New Mexico State
Anderson Hunt, UNLV
Ricky Butler, UC Irvine
Stacey Augmon, UNLV
Don Lyttle, Pacific
Bobby Sears, Long Beach State
Gary Gray, UC Santa Barbara

1992

Lucius Davis, UC Santa Barbara (4)
Agee Ward, Cal State Fullerton (2)
J.R. Rider, UNLV (2)
Kendall Youngblood, Utah State (2)
Lucious Harris, Long Beach State (2)
Elmore Spencer, UNLV
Sam Crawford, New Mexico State
Terry Cannon, San Jose State
Evrice Gray, UNLV
Bryon Russell, Long Beach State
Dell Demps, Pacific

1993

J.R. Rider, UNLV (3)
Sam Crawford, New Mexico State (2)
Jeff Von Lutzow, UC Irvine
Don Leary, Cal State Fullerton
Rod Hay, Utah State
Lucious Harris, Long Beach State
Bryon Russell, Long Beach State
Jay Goodman, Utah State
Tony Amundsen, Pacific
Aaron Sunderland, Cal State Fullerton

BIG WEST PLAYERS OF THE WEEK

1994

Reggie Manuel, UNLV (2)
 Chris Brown, UC Irvine (2)
 Michael Jackson, Pacific
 Lance Jackson, New Mexico State
 Jimmy Moore, Nevada
 James Dockery, New Mexico State
 Terry Cannon, San Jose State
 Rod Hannibal, Long Beach State
 Thomas Wyatt, New Mexico State
 Jerry Hogan, Nevada
 Mike Atkinson, Long Beach State
 Nate Wickizer, Utah State

1995

Eric Franson, Utah State (3)
 Brian Green, Nevada (2)
 Eathan O'Bryant, Nevada (2)
 Thomas Wyatt, New Mexico State
 Charles Jones, Pacific
 Winston Peterson, Cal State Fullerton
 Kevin Simmons, UC Irvine
 Raimonds Miglinieks, UC Irvine
 Joe McNaull, Long Beach State
 Corwin Woodard, Utah State
 Brad Quinet, San Jose State
 Rodney Walker, New Mexico State

1996

Brian Green, Nevada (2)
 James Cotton, Long Beach State (2)
 Daniel Watts, Nevada (2)
 Rasul Salahuddin, Long Beach State
 Roy Hammonds, San Jose State
 Jermaine Smith, UNLV
 Kevin Simmons, UC Irvine
 Mark Flick, UC Santa Barbara
 Raimonds Miglinieks, UC Irvine
 Enoch Davis, New Mexico State
 Olivier Saint-Jean, San Jose State
 Damien Edwards, Nevada
 Brian Keefe, UC Irvine
 Adam Jacobsen, Pacific
 Sam Allen, San Jose State

1997

Raymond Tutt, UC Santa Barbara (4)
 Antoine Hubbard, New Mexico State (2)
 Faron Hand, Nevada (2)
 James Cotton, Long Beach State (2)
 Chris Dade, Cal State Fullerton
 John Williams, Cal State Fullerton
 Maurice Spillers, Utah State
 Rayne Mahaffey, Pacific
 Enoch Davis, New Mexico State
 T.J. Atkins, North Texas

1998

Michael Olowokandi, Pacific (5)
 Roberto Bergersen, Boise State (3)
 Andrew Betts, Long Beach State (2)
 Avery Curry, Idaho (2)
 Robin Kennedy, Nevada
 Adam Jacobsen, Pacific
 Donnie Johnson, Utah State
 Denmark Reid, New Mexico State
 Charles Gosa, New Mexico State
 Paul Culbertson, Nevada

1999

Roberto Bergersen, Boise State (4)
 Donnie Johnson, Utah State (2)
 Derrick Allen, UC Santa Barbara
 B.J. Bunton, UC Santa Barbara
 Matt Caldwell, Cal State Fullerton
 Deginaid Erskin, North Texas
 Charles Gosa, New Mexico State
 Ike Harmon, Cal State Fullerton
 Ramel Lloyd, Long Beach State
 Jeremiah Mayes, Cal Poly
 Clay McKnight, Pacific
 Troy Rolle, Utah State
 Dexter Tennell, North Texas
 Mike Wozniak, Cal Poly

2000

Mate Milisa, Long Beach State (3)
 Billy Keys, New Mexico State
 James Williams, Long Beach State
 Terrance Green, Nevada
 Shawn Daniels, Utah State
 Chris Bjorklund, Cal Poly
 Jerry Green, UC Irvine
 Eric Channing, New Mexico State
 Adrian McCullough, Nevada
 Chris Davis, North Texas
 Brandon Payton, UC Santa Barbara
 Justin Lyons, Boise State
 Jason King, Cal Poly
 Tony Brown, Utah State
 Tommy Zapata, Nevada

2001

Jerry Green, UC Irvine (4)
 Abe Jackson, Boise State (3)
 Travis Reed, Long Beach State (3)
 Tony Brown, Utah State
 Lemi Williams, Long Beach State
 Jamaal Scott, Cal Poly
 Curtis Bobb, Utah State
 Ramel Lloyd, Long Beach State
 Mike Vukovich, UC Santa Barbara
 Shawn Daniels, Utah State
 Nick Jones, UC Santa Barbara

2002

Jerry Green, UC Irvine (3)
 Desmond Penigar, Utah State (3)
 Brandon Beeson, Cal Poly (2)
 Markus Carr, Cal State Northridge (2)
 Travis Reed, Long Beach State (2)
 Demetrius Jackson, Pacific
 Pape Sow, Cal State Fullerton
 Mark Hull, UC Santa Barbara
 Tony Brown, Utah State
 Adama Ndiaye, UC Santa Barbara
 Kevin Roberts, Long Beach State

2003

Christian Maraker, Pacific (2)
 Demetrius Jackson, Pacific (2)
 Mike Hood, UC Irvine (2)
 Branduinn Fullove, UC Santa Barbara (2)

Dwayne Williams, Idaho

Mark Brown, Utah State
 Ian Boylan, Cal State Northridge
 Armand Thomas, Cal State Northridge
 Desmond Penigar, Utah State
 Spencer Nelson, Utah State
 Curtis Slaughter, Cal State Northridge
 Jordan Harris, UC Irvine
 Tony Darden, Long Beach State
 Tyrone Hayes, Idaho

2004

Nate Harris, Utah State (3)
 Miah Davis, Pacific (2)
 Nick Enzweiler, Cal Poly
 Mark Brown, Utah State
 Bobby Brown, Cal State Fullerton
 Anthony Bolton, Cal State Fullerton
 Casey Cook, UC Santa Barbara
 Kameron Gray, Cal Poly
 Louis Darby, Long Beach State
 Spencer Nelson, Utah State
 Adam Parada, UC Irvine
 Dwayne Williams, Idaho
 Ian Boylan, Cal State Northridge
 Guillaume Yango, Pacific
 Pape Sow, Cal State Fullerton

2005

Guillaume Yango, Pacific (3)
 Spencer Nelson, Utah State (3)
 Bobby Brown, Cal State Fullerton (2)
 Davin White, Cal State Northridge (2)
 Josh Davis, UC Santa Barbara
 Rickey Porter, UC Riverside
 Nate Harris, Utah State
 Nick Enzweiler, Cal Poly
 Ross Schraeder, UC Irvine
 Dandrick Jones, Idaho
 Christian Maraker, Pacific
 David Doubly, Pacific
 Ralph Holmes, Cal State Fullerton

2006

Christian Maraker, Pacific (3)
 Bobby Brown, Cal State Fullerton (2)
 Darren Fells, UC Irvine
 Mike Efevberha, Cal State Northridge
 Rickey Porter, UC Riverside
 Aaron Fitzgerald, UC Irvine
 Dawin Whiten, Cal Poly
 Tyler McGinn, Cal Poly
 Anthony Esparza, Pacific
 Cecil Brown, UC Santa Barbara
 Shawn Hawkins, Long Beach State
 Mike Webb, Pacific
 Steve Williams, UC Riverside

Most Player of the Week Honors

Career

| Name, School | No. |
|---|----------|
| Jerry Green, UC Irvine | 8 |
| Roberto Bergersen, Boise State | 7 |
| Christian Maraker, Pacific | 6 |
| Larry Johnson, UNLV | 6 |
| Greg Grant, Utah State | 6 |
| Leon Wood, Cal State Fullerton | 6 |
| Bobby Brown, Cal State Fullerton | 5 |
| Travis Reed, Long Beach State | 5 |
| Michael Olowokandi, Pacific | 5 |
| J.R. Rider, UNLV | 5 |
| Spencer Nelson, Utah State | 5 |
| Raymond Tutt, UC Santa Barbara | 4 |
| James Cotton, Long Beach State | 4 |
| Brian Green, Nevada | 4 |
| Lucius Davis, UC Santa Barbara | 4 |
| Kendall Youngblood, Utah State | 4 |
| Lucious Harris, Long Beach State | 4 |
| Ricky Berry, San Jose State | 4 |
| Kenny Travis, New Mexico State | 4 |
| Gilbert Wilburn, New Mexico State | 4 |
| Armon Gilliam, UNLV | 4 |
| Ken Mickey, San Jose State | 4 |
| Ed Ratliff, Long Beach State | 4 |
| Desmond Penigar, Utah State | 4 |
| Guillaume Yango, Pacific | 4 |
| Nate Harris, Utah State | 4 |
| Demetrius Jackson, Pacific | 3 |
| Tony Brown, Utah State | 3 |
| Donnie Johnson, Utah State | 3 |
| Mate Milisa, Long Beach State | 3 |
| Abe Jackson, Boise State | 3 |
| Eric Franson, Utah State | 3 |
| Sam Crawford, New Mexico State | 3 |
| Eric McArthur, UC Santa Barbara | 3 |
| Cedric Ceballos, Cal State Fullerton | 3 |
| Anderson Hunt, UNLV | 3 |
| Carrick DeHart, UC Santa Barbara | 3 |
| Wayne Engelstad, UC Irvine | 3 |
| Tod Murphy, UC Irvine | 3 |
| Ron Anderson, Fresno State | 3 |
| Bernard Thompson, Fresno State | 3 |
| Kevin Magee, UC Irvine | 3 |
| Francois Wise, Long Beach State | 3 |
| Richard Johnson, Long Beach State | 3 |
| Greg Bunch, Cal State Fullerton | 3 |
| Bob Gross, Long Beach State | 3 |
| Roy Jones, Fresno State | 3 |
| Clifton Pondexter, Long Beach State | 3 |
| Steve Copp, San Diego State | 3 |
| Mose Adolph, Cal State Los Angeles | 3 |
| Charles Bailey, Fresno State | 3 |
| John Gianelli, Pacific | 3 |

Most Player of the Week Honors

Single Season

| Name, School (season) | No. |
|---|-----|
| Michael Olowokandi, Pacific ('98) | 5 |
| Jerry Green, UC Irvine ('01) | 4 |
| Roberto Bergersen, Boise State ('99) | 4 |
| Raymond Tutt, UC Santa Barbara ('97) | 4 |
| Lucius Davis, UC Santa Barbara ('92) | 4 |
| Larry Johnson, UNLV ('91) | 4 |
| Christian Maraker, Pacific ('06) | 4 |
| Spencer Nelson, Utah State ('05) | 3 |
| Guillaume Yango, Pacific ('05) | 3 |
| Nate Harris, Utah State ('04) | 3 |
| Jerry Green, UC Irvine ('02) | 3 |
| Desmond Penigar, Utah State ('02) | 3 |
| Abe Jackson, Boise State ('01) | 3 |
| Travis Reed, Long Beach State ('01) | 3 |
| Mate Milisa, Long Beach State ('00) | 3 |
| Roberto Bergersen, Boise State ('98) | 3 |
| Eric Franson, Utah State ('95) | 3 |
| J.R. Rider, UNLV ('93) | 3 |
| Gilbert Wilburn, New Mexico State ('86) | 3 |
| Leon Wood, Cal State Fullerton ('82) | 3 |
| Charles Bailey, Fresno State ('74) | 3 |
| John Gianelli, Pacific ('72) | 3 |

BIG WEST ALL-AMERICANS

CONSENSUS

First Team

Ed Ratleff, Long Beach State, 1972
Ed Ratleff, Long Beach State, 1973
Larry Johnson, UNLV, 1990
Larry Johnson, UNLV, 1991

Second Team

Kevin Magee, UC Irvine, 1982
Sidney Green, UNLV, 1983
Armon Gilliam, UNLV, 1987

NABC

First Team

Ed Ratleff, Long Beach State, 1972
Ed Ratleff, Long Beach State, 1973
Larry Johnson, UNLV, 1990
Larry Johnson, UNLV, 1991
Stacey Augmon, UNLV, 1991

Second Team

Kevin Magee, UC Irvine, 1982
Leon Wood, Cal State Fullerton, 1984
Armon Gilliam, UNLV, 1987
J.R. Rider, UNLV, 1993

Third Team

Sidney Green, UNLV, 1983

Honorable Mention

Brian Shaw, UC Santa Barbara, 1987
Brian Shaw, UC Santa Barbara, 1988
Carrick DeHart, UC Santa Barbara, 1990
Eric McArthur, UC Santa Barbara, 1990
Lucius Davis, UC Santa Barbara, 1991
Michael Olowokandi, Pacific, 1998

USBWA

First Team

Ed Ratleff, Long Beach State, 1972
Ed Ratleff, Long Beach State, 1973
Kevin Magee, UC Irvine, 1982
Sidney Green, UNLV, 1983
Leon Wood, Cal State Fullerton, 1984
Larry Johnson, UNLV, 1990
Larry Johnson, UNLV, 1991

Second Team

Armon Gilliam, UNLV, 1987
Stacey Augmon, UNLV, 1991
J.R. Rider, UNLV, 1993
Note: Prior to 1985 season the USBWA selected one 10-man team

ASSOCIATED PRESS

First Team

Ed Ratleff, Long Beach State, 1972
Ed Ratleff, Long Beach State, 1973
Kevin Magee, UC Irvine, 1981
Kevin Magee, UC Irvine, 1982
Larry Johnson, UNLV, 1990
Larry Johnson, UNLV, 1991
Stacey Augmon, UNLV, 1991

Second Team

John Gianelli, Pacific, 1972
Leon Wood, Cal State Fullerton, 1984
Armon Gilliam, UNLV, 1987
J.R. Rider, UNLV, 1993

ASSOCIATED PRESS

Third Team

Brian Shaw, UC Santa Barbara, 1988

Honorable Mention

Ron Cornelius, Pacific, 1980 & 1981
Wally Rank, San Jose State, 1980
Sid Williams, San Jose State, 1981
Rod Higgins, Fresno State, 1981 & 1982
Matt Waldron, Pacific, 1982
Chris McNealy, San Jose State, 1982 & 1983
Bernard Thompson, Fresno State, 1984
Ron Anderson, Fresno State, 1984
Mitch Arnold, Fresno State, 1985
Tod Murphy, UC Irvine, 1985
Ricky Berry, San Jose State, 1986, 1987 & 1988
Brian Shaw, UC Santa Barbara, 1987
Stacey Augmon, UNLV, 1989 & 1990
Cedric Ceballos, Cal State Fullerton, 1989 & 1990
Greg Anthony, UNLV, 1990 & 1991
Eric McArthur, UC Santa Barbara, 1990
George Ackles, UNLV 1991
Anderson Hunt, UNLV, 1991
Lucius Davis, UC Santa Barbara, 1992
Sam Crawford, New Mexico State, 1993
Dedan Thomas, UNLV, 1993
Jerry Green, UC Irvine, 2001 & 2002
Branduinn Fullove, UC Santa Barbara, 2003
Miah Davis, Pacific, 2004
David Doubly, Pacific, 2005
Christian Maraker, Pacific, 2006

UPI

First Team

Ed Ratleff, Long Beach State, 1972
Ed Ratleff, Long Beach State, 1973
Larry Johnson, UNLV, 1990
Larry Johnson, UNLV, 1991

Second Team

Kevin Magee, UC Irvine, 1982
Leon Wood, Cal State Fullerton, 1984
Armon Gilliam, UNLV, 1987
Stacey Augmon, UNLV, 1991
J.R. Rider, UNLV, 1993

Third Team

Sidney Green, UNLV, 1983

Honorable Mention

Clifton Pondexter, Long Beach State, 1974
Ron Cornelius, Pacific, 1980
Ron Cornelius, Pacific, 1981
Donald Mason, Fresno State, 1981
Rod Higgins, Fresno State, 1981
Rod Higgins, Fresno State, 1982
Bernard Thompson, Fresno State, 1983
Bernard Thompson, Fresno State, 1984
Ron Anderson, Fresno State, 1984
Brian Shaw, UC Santa Barbara, 1987
Brian Shaw, UC Santa Barbara, 1988
Ricky Berry, San Jose State, 1988
Stacey Augmon, UNLV, 1989
Stacey Augmon, UNLV, 1990
Eric McArthur, UC Santa Barbara, 1990
Greg Anthony, UNLV, 1991
Anderson Hunt, UNLV, 1991

THE SPORTING NEWS

First Team

Leon Wood, Cal State Fullerton, 1984
Larry Johnson, UNLV, 1990
Larry Johnson, UNLV, 1991

Second Team

Kevin Magee, UC Irvine, 1982
Sidney Green, UNLV, 1983

Honorable Mention

Sam Robinson, Long Beach State, 1970
George Trapp, Long Beach State, 1971
Chuck Terry, Long Beach State, 1972
Leonard Gray, Long Beach State, 1974
Lloyd McMillian, Long Beach State, 1977
Ricky Williams, Long Beach State, 1979
Michael Wiley, Long Beach State, 1980
Ron Cornelius, Pacific, 1980
Ron Cornelius, Pacific, 1981
Donald Mason, Fresno State, 1981
Rod Higgins, Fresno State, 1982
Mitch Arnold, Fresno State, 1985
Brian Shaw, UC Santa Barbara, 1987
Brian Shaw, UC Santa Barbara, 1988
Stacey Augmon, UNLV, 1989
David Butler, UNLV, 1989
Cedric Ceballos, Cal State Fullerton, 1989
Carrick DeHart, UC Santa Barbara, 1990
Eric McArthur, UC Santa Barbara, 1990
Lucius Davis, UC Santa Barbara, 1992

BASKETBALL AMERICA

Honorable Mention

Jerry Green, UCI, 2002
Tony Brown, USU, 2002

BASKETBALL NEWS

Honorable Mention

Jerry Green, UCI, 2002

BASKETBALL TIMES

All-Mid Major

Jerry Green, UCI, 2001 & 2002
Tony Brown, USU, 2002

COSIDA ALL-ACADEMIC

Steve Copp, San Diego State, 1976
Dean Hunger, Utah State, 1980
Larry Bergeson, Utah State, 1982
Danny Tarkanian, UNLV, 1983
Danny Tarkanian, UNLV, 1984
Eric Franson, Utah State, 1996
Eric Channing, New Mexico State, 2000

BIG WEST TOURNAMENT RESULTS

1976 Stockton Civic Auditorium, March 6-7

Semifinals:

- (3) San Diego State 67, (2) San Jose State 64
(4) Pacific 72, (1) Cal State Fullerton 64

Championship:

San Diego State 76, Pacific 64

1977

*First round host teams, March 2

First Round:

- * (4) Cal State Fullerton 79, (5) Pacific 68
* (3) San Jose State 71, (6) UC Santa Barbara 52
* (2) San Diego State 51, (7) Fresno State 41

Anaheim Convention Center, March 5-6

Semifinals:

- San Jose State 75, San Diego State 74
(1) Long Beach State 65, Cal State Fullerton 64 (ot)

Championship:

Long Beach State 76, San Jose State 63

1978 Anaheim Convention Center, March 2-4

First Round:

- (5) Long Beach State 84, (4) Pacific 82
(3) Cal State Fullerton 88, (6) San Jose State 78
(2) San Diego State 96, (7) UC Santa Barbara 50

Semifinals:

- Cal State Fullerton 64, San Diego State 50
Long Beach State 68, (1) Fresno State 62 (ot)

Championship:

Cal State Fullerton 64, Long Beach State 53

1979 Anaheim Convention Center, March 1-3

First Round:

- (3) Fresno State 75, (6) UC Santa Barbara 62
(2) Utah State 85, (7) San Jose State 78
(5) Long Beach State 79, (4) Cal State Fullerton 70
(1) Pacific 57, (8) UC Irvine 52

Semifinals:

- Pacific 74, Long Beach State 69
Utah State 81, Fresno State 74

Championship:

Pacific 82, Utah State 73

1980 Anaheim Convention Center, February 28-March 1

First Round:

- (4) San Jose State 73, (5) UC Santa Barbara 66
(2) Long Beach State 64, (7) UC Irvine 56
(3) Pacific 70, (6) Cal State Fullerton 58

Semifinals:

- San Jose State 94, (1) Utah State 68
Long Beach State 72, Pacific 70

Championship:

San Jose State 57, Long Beach State 55

1981 Anaheim Convention Center, March 5-7

First Round:

- (2) San Jose State 63, (7) Cal State Fullerton 54
(3) Long Beach State 83, (6) Pacific 77
(5) Utah State 93, (4) UC Irvine 90

Semifinals:

- (1) Fresno State 71, Utah State 57
San Jose State 64, Long Beach State 50

Championship:

Fresno State 52, San Jose State 48

1982 Anaheim Convention Center, March 3-5

First Round:

- (3) Cal State Fullerton 64, (6) Pacific 52
(2) UC Irvine 90, (7) Utah State 64
(4) Long Beach State 71, (5) San Jose State 68

Semifinals:

- (1) Fresno State 76, Long Beach State 55
Cal State Fullerton 62, UC Irvine 61

Championship:

Fresno State 69, Cal State Fullerton 57

1983 Inglewood Forum, March 10-12

First Round:

- (6) San Jose State 80, (3) Utah State 66
(4) Fresno State 86, (5) UC Irvine 68
(1) UNLV 74, (8) Pacific 67
(7) Long Beach State 61, (2) Cal State Fullerton 59

Semifinals:

- UNLV 67, Long Beach State 64
Fresno State 53, San Jose State 47 (ot)

Championship:

UNLV 66, Fresno State 63 (ot)

1984 Inglewood Forum, March 8-10

First Round:

- (4) Utah State 79, (5) New Mexico State 77
(2) UC Irvine 77, (7) Long Beach State 65
(1) UNLV 70, (8) San Jose State 55
(3) Fresno State 53, (6) Cal State Fullerton 51

Semifinals:

- UNLV 91, Utah State 78
Fresno State 71, UC Irvine 57

Championship:

Fresno State 51, UNLV 49

1985 Inglewood Forum, March 7-9

First Round:

- (5) San Jose State 92, (4) Utah State 56
(3) Cal State Fullerton 79, (6) UC Irvine 68
(1) UNLV 89, (8) Pacific 58
(2) Fresno State 56, (7) UC Santa Barbara 50

Semifinals:

- Cal State Fullerton 56, Fresno State 54
UNLV 60, San Jose State 59

Championship:

UNLV 79, Cal State Fullerton 61

1986 Inglewood Forum, March 6-8

First Round:

- (5) Pacific 55, (4) San Jose State 53
(3) New Mexico State 74, (6) Utah State 71
(1) UNLV 68, (8) Fresno State 49
(7) Cal State Fullerton 66, (2) UC Irvine 58

Semifinals:

- UNLV 75, Cal State Fullerton 65
New Mexico State 75, Pacific 61

Championship:

UNLV 75, New Mexico State 55

1987 Inglewood Forum, March 5-7

First Round:

- (3) San Jose State 71, (6) New Mexico State 54
(2) UC Santa Barbara 87, (7) Utah State 79
(5) Cal State Fullerton 97, (4) UC Irvine 81
(1) UNLV 105, (8) Long Beach State 70

Semifinals:

- UNLV 99, Cal State Fullerton 65
San Jose State 70, UC Santa Barbara 69

Championship:

UNLV 94, San Jose State 69

1988 Inglewood Forum, March 9-12

First Round:

- (8) Cal State Fullerton 73, (9) Fresno State 59
(7) San Jose State 76, (10) Pacific 60

Second Round:

- (5) UC Irvine 74, (4) Long Beach State 69
(2) Utah State 80, San Jose State 72
(3) UC Santa Barbara 56, (6) New Mexico State 52
(1) UNLV 61, Cal State Fullerton 56

Semifinals:

- UC Irvine 74, UNLV 70
Utah State 73, UC Santa Barbara 66

Championship:

Utah State 86, UC Irvine 79

1989 Long Beach Arena, March 8-11

First Round:

- (7) Fresno State 64, (10) San Jose State 60
(8) UC Irvine 68, (9) Pacific 62

Second Round:

- (4) Cal State Fullerton 87, (5) Utah State 86 (ot)
(3) UC Santa Barbara 69, (6) Long Beach State 57
(2) New Mexico State 60, Fresno State 59
(1) UNLV 102, UC Irvine 82

Semifinals:

- UNLV 99, Cal State Fullerton 83
New Mexico State 67, UC Santa Barbara 63

Championship:

UNLV 68, New Mexico State 62

1990 Long Beach Arena, March 7-11

First Round:

- (7) Cal State Fullerton 82, (10) UC Irvine 63
(9) Fresno State 71, (8) San Jose State 56

Second Round:

- (1) New Mexico State 72, Fresno State 66
(4) Long Beach State 86, (5) Utah State 68
(6) Pacific 65, (3) UC Santa Barbara 62
(2) UNLV 115, Cal State Fullerton 93

Semifinals:

- Long Beach State 90, New Mexico State 85
UNLV 99, Pacific 72

Championship:

UNLV 92, Long Beach State 74

1991 Long Beach Arena, March 8-10

First Round:

- (3) Pacific 74, (6) Cal State Fullerton 67
(1) UNLV 49, (8) Long Beach State 29
(7) Fresno State 88, (2) New Mexico State 82
(5) UC Santa Barbara 80, (4) Utah State 76

Semifinals:

- Fresno State 87, Pacific 70
UNLV 95, UC Santa Barbara 67

Championship:

UNLV 98, Fresno State 74

BIG WEST TOURNAMENT RESULTS

1992 **Long Beach Arena,** **March 13-15**

First Round:

(8) UC Irvine 88, (1) UC Santa Barbara 67
(5) Pacific 86, (4) Utah State 69
(3) Long Beach State 77, (6) Cal State Fullerton 71
(2) New Mexico State 86, (7) Fresno State 85

Semifinals:

Pacific 81, UC Irvine 69
New Mexico State 88, Long Beach State 72

Championship:

New Mexico State 74, Pacific 73

1993 **Long Beach Arena,** **March 12-14**

First Round:

(6) UC Santa Barbara 57, (3) Pacific 54
(1) New Mexico State 87, (8) UC Irvine 76
(2) UNLV 104, (7) Utah State 86
(4) Long Beach State 80, (5) Cal State Fullerton 68

Semifinals:

New Mexico State 82, UC Santa Barbara 77
Long Beach State 79, UNLV 77

Championship:

Long Beach State 70, New Mexico State 62

1994 **Thomas & Mack Center, March 10-13**

First Round:

(10) UC Irvine 53, (7) UC Santa Barbara 48
(9) Nevada 68, (8) Cal State Fullerton 64

Second Round:

UC Irvine 78, (2) Utah State 68
(6) Pacific 87, (3) Long Beach State 74
(5) UNLV 83, (4) San Jose State 69
(1) New Mexico State 68, Nevada 67 (OT)

Semifinals:

UC Irvine 82, Pacific 78
New Mexico State 82, UNLV 64

Championship:

New Mexico State 70, UC Irvine 64

1995 **Thomas & Mack Center, March 9-12**

First Round:

(7) UNLV 77, (10) San Jose State 66
(8) UC Irvine 76, (9) Cal State Fullerton 69

Second Round:

(2) New Mexico State 96, UNLV 76
(3) Long Beach State 67, (6) UC Santa Barbara 64
UC Irvine 76, (1) Utah State 72
(4) Nevada 64, (5) Pacific 62

Semifinals:

Long Beach State 87, New Mexico State 79
Nevada 88, UC Irvine 69

Championship:

Long Beach State 76, Nevada 69 (OT)

1996 **Lawlor Events Center, March 8-10**

First Round:

(4) Utah State 70, (5) Nevada 65
(6) San Jose State 77, (3) Pacific 57

Semifinals:

Utah State 86, (1) Long Beach State 73
San Jose State 71, (2) UC Irvine 67

Championship:

San Jose State 76, Utah State 75 (OT)

1997 **Lawlor Events Center, March 7-9**

First Round:

(W1) Pacific 68, (E4) Boise State 52
(E2) Utah State 81, (W3) UC Santa Barbara 66
(E1) Nevada 80, (W4) Cal State Fullerton 55
(E3) New Mexico State 88, (W2) Long Beach State 76

Semifinals:

Pacific 71, Utah State 54
Nevada 80, New Mexico State 63

Championship:

Pacific 63, Nevada 55

1998 **Lawlor Events Center, March 6-8**

First Round:

(E1) Utah State 69, (W4) Long Beach State 61
(W2) Cal State Fullerton 89, (E3) Boise State 82
(W1) Pacific 82, (E4) Idaho 74
(E2) Nevada 81, (W3) UC Irvine 72

Semifinals:

Utah State 65, Cal State Fullerton 56
Pacific 67, Nevada 62

Championship:

Utah State 78, Pacific 63

1999 **Lawlor Events Center, March 4-6**

First Round:

(W1) UC Santa Barbara 75, (E4) Utah State 74
(E2) New Mexico State 89, (W3) Pacific 78
(E1) Boise State 77, (W4) Cal State Fullerton 60
(W2) Long Beach State 81, (E3) Idaho 76

Semifinals:

New Mexico State 78, UC Santa Barbara 67
Boise State 71, Long Beach State 58

Championship:

New Mexico State 79, Boise State 69

2000 **Lawlor Events Center, March 9-11**

First Round:

(W1) Long Beach State 97, (E4) Idaho 86
(E2) New Mexico State 70, (W3) UC Irvine 51
(E1) Utah State 64, (W4) Pacific 41
(E3) Nevada 85, (W2) UC Santa Barbara 78

Semifinals:

New Mexico State 89, Long Beach State 84 (ot)
Utah State 69, Nevada 64

Championship:

Utah State 71, New Mexico State 66

2001 **Anaheim Convention Center, March 8-10**

First Round:

(6) Boise State 95, (3) Long Beach State 70
(2) Utah State 74, (7) Cal State Fullerton 43
(1) UC Irvine 71, (8) Cal Poly 66
(5) Pacific 71, (4) UC Santa Barbara 69 (ot)

Semifinals:

Utah State 67, Boise State 48
Pacific 74, UC Irvine 58

Championship:

Utah State 50, Pacific 38

2002 **Anaheim Convention Center** **March 7-9**

First Round:

(4) Pacific 78, (5) Cal State Northridge 66
(1) Utah State 61, (8) Idaho 41
(2) UC Irvine 72, (7) Long Beach State 65
(3) UC Santa Barbara 74, (6) Cal Poly 65

Semifinals:

Utah State 69, Pacific 65
UC Santa Barbara 66, UC Irvine 61

Championship:

UC Santa Barbara 60, Utah State 56

2003 **Anaheim Convention Center** **March 13-15**

First Round:

(4) Cal Poly 54, (5) Idaho 50
(1) UC Santa Barbara 53, (8) Pacific 44
(2) UC Irvine 70, (7) Cal State Northridge 64 (ot)
(3) Utah State 89, (6) Cal State Fullerton 83 (ot)

Semifinals:

Cal Poly 67, UC Santa Barbara 52
Utah State 62, UC Irvine 55

Championship:

Utah State 57, Cal Poly 54

2004 **Anaheim Convention Center** **March 10-13**

First Round:

(#5) UC Riverside 72, (#8) Cal Poly 63
(#6) CS Northridge 80, (#7) CS Fullerton 70

Quarterfinals:

Cal State Northridge 61, (#3) UC Santa Barbara 58
(#4) Idaho 66, UC Riverside 58

Semifinals:

Cal State Northridge 63, (#1) Utah State 62
(#2) Pacific 67, Idaho 61

Championship:

Pacific 75, Cal State Northridge 73

2005 **Anaheim Convention Center** **March 9-12**

First Round:

(#5) UC Irvine 80, (#8) Idaho 67
(#7) UC Santa Barbara 55, (#6) Long Beach State 49

Quarterfinals:

(#3) Cal State Fullerton 66, UC Santa Barbara 55
(#4) Cal State Northridge 72, UC Irvine 56

Semifinals:

(#1) Pacific 63, (#4) Cal State Northridge 61
(#2) Utah State 84, (#3) Cal State Fullerton 77

Championship:

Utah State 65, Pacific 52

2006 **Anaheim Convention Center** **March 8-11**

First Round:

(#5) UC Santa Barbara 76, (#8) UC Riverside 44
(#6) CS Fullerton 73, (#7) CS Northridge 63

Quarterfinals:

(#3) Long Beach State 94, Cal State Fullerton 91
(#4) Cal Poly 57, UC Santa Barbara 50

Semifinals:

(#1) Pacific 68, Cal Poly 57
Long Beach State 75, (#2) UC Irvine 73

Championship:

Pacific 78, Long Beach State 70

BIG WEST TOURNAMENT RESULTS

Big West Conference Tournament Championship Game Results

| Year | (Seed) Champion | Coach | Score | (Seed) Runner-up | Site of Finals | Attendance |
|------|-------------------------|-----------------|------------|--------------------------|----------------|------------|
| 1976 | (3) San Diego State | Tim Vezie | 76-64 | (4) Pacific | Stockton, CA | 2,000 |
| 1977 | (1) Long Beach State | Dwight Jones | 76-63 | (3) San Jose State | Anaheim, CA | 4,222 |
| 1978 | (3) Cal State Fullerton | Bobby Dye | 64-53 | (5) Long Beach State | Anaheim, CA | 6,692 |
| 1979 | (1) Pacific | Stan Morrison | 82-73 | (2) Utah State | Anaheim, CA | 4,670 |
| 1980 | (4) San Jose State | Bill Berry | 57-55 | (2) Long Beach State | Anaheim, CA | 5,158 |
| 1981 | (1) Fresno State | Boyd Grant | 52-48 | (2) San Jose State | Anaheim, CA | 5,239 |
| 1982 | (1) Fresno State | Boyd Grant | 69-57 | (3) Cal State Fullerton | Anaheim, CA | 7,433 |
| 1983 | (1) UNLV | Jerry Tarkanian | 66-63 (ot) | (4) Fresno State | Inglewood, CA | 11,022 |
| 1984 | (3) Fresno State | Boyd Grant | 51-49 | (1) UNLV | Inglewood, CA | 13,816 |
| 1985 | (1) UNLV | Jerry Tarkanian | 79-61 | (3) Cal State Fullerton | Inglewood, CA | 10,847 |
| 1986 | (1) UNLV | Jerry Tarkanian | 75-55 | (3) New Mexico State | Inglewood, CA | 9,138 |
| 1987 | (1) UNLV | Jerry Tarkanian | 94-69 | (3) San Jose State | Inglewood, CA | 11,687 |
| 1988 | (2) Utah State | Rod Tueller | 86-79 | (5) UC Irvine | Inglewood, CA | 7,994 |
| 1989 | (1) UNLV | Jerry Tarkanian | 68-62 | (2) New Mexico State | Long Beach, CA | 7,034 |
| 1990 | (2) UNLV | Jerry Tarkanian | 92-74 | (4) Long Beach State | Long Beach, CA | 9,607 |
| 1991 | (1) UNLV | Jerry Tarkanian | 98-74 | (7) Fresno State | Long Beach, CA | 11,045 |
| 1992 | (2) New Mexico State | Neil McCarthy | 74-73 | (5) Pacific | Long Beach, CA | 1,631 |
| 1993 | (4) Long Beach State | Seth Greenberg | 70-62 | (1) New Mexico State | Long Beach, CA | 4,543 |
| 1994 | (1) New Mexico State | Neil McCarthy | 70-64 | (10) UC Irvine | Las Vegas, NV | 4,052 |
| 1995 | (3) Long Beach State | Seth Greenberg | 76-69 (ot) | (4) Nevada | Las Vegas, NV | 3,017 |
| 1996 | (6) San Jose State | Stan Morrison | 76-75 (ot) | (4) Utah State | Reno, NV | 3,869 |
| 1997 | (W1) Pacific | Bob Thomason | 63-55 | (E1) Nevada | Reno, NV | 8,709 |
| 1998 | (E1) Utah State | Larry Eustachy | 78-63 | (W1) Pacific | Reno, NV | 3,748 |
| 1999 | (E2) New Mexico State | Lou Henson | 79-69 | (E1) Boise State | Reno, NV | 2,941 |
| 2000 | (E1) Utah State | Stew Morrill | 71-66 | (E2) New Mexico State | Reno, NV | 3,159 |
| 2001 | (2) Utah State | Stew Morrill | 50-38 | (5) Pacific | Anaheim, CA | 2,524 |
| 2002 | (3) UC Santa Barbara | Bob Williams | 60-56 | (1) Utah State | Anaheim, CA | 3,020 |
| 2003 | (3) Utah State | Stew Morrill | 57-54 | (4) Cal Poly | Anaheim, CA | 3,228 |
| 2004 | (2) Pacific | Bob Thomason | 75-73 | (6) Cal State Northridge | Anaheim, CA | 2,949 |
| 2005 | (2) Utah State | Stew Morrill | 65-52 | (1) Pacific | Anaheim, CA | 5,229 |
| 2006 | (1) Pacific | Bob Thomason | 78-70 | (3) Long Beach State | Anaheim, CA | 3,639 |

Big West Conference Tournament Team vs. Team Records

| | Current Members | | | | | | | | Former Members | | | | | | | | | |
|------|-----------------|------|------|------|-----|------|------|------|----------------|------|-----|-----|------|-----|------|------|-----|-----|
| | CP | CSF | CSUN | LBSU | UCI | UCR | UCSB | PAC | BSU | NMSU | NEV | UNT | SDSU | FSU | SJSU | UNLV | UI | USU |
| CP | Big | --- | --- | --- | 0-1 | 0-1 | 2-1 | 0-1 | --- | --- | --- | --- | --- | --- | --- | 1-0 | 0-1 | --- |
| CSF | --- | West | 1-1 | 1-6 | 5-1 | --- | 1-0 | 2-3 | 1-1 | --- | 0-2 | --- | 1-0 | 2-2 | 1-1 | 0-6 | --- | 1-4 |
| CSUN | --- | 1-1 | Big | --- | 1-1 | --- | 1-0 | 0-3 | --- | --- | --- | --- | --- | --- | --- | --- | --- | 1-0 |
| LBSU | --- | 6-1 | --- | West | 2-3 | --- | 1-2 | 3-3 | 0-2 | 3-3 | 1-0 | --- | --- | 1-1 | 2-2 | 1-4 | 2-0 | 1-2 |
| UCI | 1-0 | 1-5 | 1-1 | 3-2 | Big | --- | 2-1 | 2-3 | --- | 0-3 | 0-2 | --- | --- | 0-2 | 0-1 | 1-1 | 1-0 | 3-3 |
| UCR | 1-0 | --- | --- | --- | --- | West | 0-1 | --- | --- | --- | --- | --- | --- | --- | --- | --- | 0-1 | --- |
| UCSB | 1-2 | 0-1 | 0-1 | 2-1 | 1-2 | 1-0 | Big | 2-2 | --- | 1-3 | 0-1 | --- | 0-1 | 0-2 | 0-3 | 0-1 | --- | 4-2 |
| PAC | 1-0 | 3-2 | 3-0 | 3-3 | 3-2 | --- | 2-2 | West | 1-0 | 0-3 | 2-1 | --- | 0-1 | 0-1 | 1-2 | 0-3 | 2-0 | 3-5 |

records read across

| TEAM | YRS | TOTAL | PCT. | TEAM | YRS | TOTAL | PCT. |
|----------------------|-----|-------|------|------------------|-----|-------|------|
| Cal Poly | 5 | 3-5 | .375 | UC Irvine | 24 | 15-24 | .385 |
| Cal State Fullerton | 28 | 16-27 | .372 | UC Riverside | 3 | 1-2 | .333 |
| Cal State Northridge | 5 | 4-5 | .444 | UC Santa Barbara | 23 | 12-22 | .353 |
| Long Beach State | 25 | 23-23 | .500 | Pacific | 29 | 24-25 | .490 |

| Former Members | BSU | CP | CSF | CSUN | LBSU | NMSU | SJSU | UCI | UCR | UCSB | UNLV | NEV | UI | PAC | USU | SDSU | FSU | TOT. | PCT. | YRS. |
|----------------|-----|-----|-----|------|------|------|------|-----|-----|------|------|-----|-----|-----|-----|------|-------|-------|------|------|
| BSU | --- | --- | 1-1 | --- | 2-0 | 0-1 | --- | --- | --- | --- | --- | --- | --- | 0-1 | 0-1 | --- | --- | 3-4 | .429 | 4 |
| FSU | --- | --- | 2-2 | --- | 1-1 | 1-3 | 4-0 | 2-0 | --- | 2-0 | 1-3 | --- | --- | 1-0 | 1-1 | 0-1 | --- | 15-11 | .577 | 14 |
| UI | --- | 0-1 | --- | --- | 0-2 | --- | --- | 0-1 | 1-0 | --- | --- | --- | --- | 0-2 | 0-1 | --- | --- | 1-7 | .125 | 7 |
| SDSU | --- | --- | 0-1 | --- | --- | --- | 1-1 | --- | --- | 1-0 | --- | --- | --- | 1-0 | --- | --- | 1-0 | 4-2 | .667 | 3 |
| UNLV | --- | --- | 6-0 | --- | 4-1 | 2-2 | 5-0 | 1-1 | --- | 1-0 | --- | --- | --- | 3-0 | 2-0 | --- | 3-1 | 27-5 | .844 | 12 |
| SJSU | --- | --- | 1-1 | --- | 2-2 | 1-0 | --- | 1-0 | --- | 3-0 | 0-5 | --- | --- | 2-1 | 4-2 | 1-1 | 0-4 | 15-16 | .484 | 18 |
| NMSU | 1-0 | --- | --- | --- | 3-3 | --- | 0-1 | 3-0 | --- | 3-1 | 2-2 | 1-1 | --- | 3-0 | 1-2 | --- | 3-1 | 20-11 | .645 | 14 |
| NEV | --- | --- | 2-0 | --- | 0-1 | 1-1 | --- | 2-0 | --- | 1-0 | --- | --- | --- | 1-2 | 0-2 | --- | --- | 7-6 | .538 | 6 |
| USU | 1-0 | 1-0 | 4-1 | 0-1 | 2-1 | 2-1 | 2-4 | 3-3 | --- | 2-4 | 0-2 | 2-0 | 1-0 | 5-3 | --- | 1-1 | 26-21 | .553 | 27 | |

BIG WEST ALL-TOURNAMENT TEAMS

1978

Greg Bunch, Cal State Fullerton
Michael Wiley, Long Beach State
Francois Wise, Long Beach State
Mike Linden, Cal State Fullerton
Keith Anderson, Cal State Fullerton
Art Williams, Fresno State

1979

Ron Cornelius, Pacific
Art Williams, Fresno State
Keith McDonald, Utah State
Francois Wise, Long Beach State
Dean Hunger, Utah State
Terence Carney, Pacific

1980

Wally Rank, San Jose State
Ron Cornelius, Pacific
Michael Wiley, Long Beach State
Mickey Jackson, San Jose State
Francois Wise, Long Beach State
Michael Mendez, San Jose State

1981

Sid Williams, San Jose State
Rod Higgins, Fresno State
Donald Mason, Fresno State
Pete Verhoeven, Fresno State
Bobby Anderson, Fresno State
Brian Jackson, Utah State

1982

Donald Mason, Fresno State
Rod Higgins, Fresno State
Randy Whieldon, UC Irvine
Tony Neal, Cal State Fullerton
Kevin Magee, UC Irvine
Leon Wood, Cal State Fullerton

1983

Sidney Green, UNLV
Chris McNealy, San Jose State
Ron Anderson, Fresno State
Michael Zeno, Long Beach State
Larry Anderson, UNLV
Mitch Arnold, Fresno State

1984

Richie Adams, UNLV
Ron Anderson, Fresno State
Bernard Thompson, Fresno State
Ben McDonald, UC Irvine
Danny Tarkanian, UNLV
Eric Booker, UNLV

1985

Richie Adams, UNLV
Tony Neal, Cal State Fullerton
Kevin Henderson, Cal State Fullerton
Freddie Banks, UNLV
Ward Farris, San Jose State
Mitch Arnold, Fresno State

1986

Anthony Jones, UNLV
Rich Anema, Pacific
Kenny Travis, New Mexico State
Gilbert Wilburn, New Mexico State
Armon Gilliam, UNLV
Freddie Banks, UNLV

1987

Freddie Banks, UNLV
Jarvis Basnight, UNLV
Ricky Berry, San Jose State
Armon Gilliam, UNLV
Henry Turner, Cal State Fullerton
Brian Vaughns, UC Santa Barbara

1988

Wayne Engelstad, UC Irvine
Dan Conway, Utah State
Mike Hess, UC Irvine
Richard Morton, Cal State Fullerton
Kevin Nixon, Utah State
Brian Shaw, UC Santa Barbara

1989

Stacey Augmon, UNLV
Cedric Ceballos, Cal State Fullerton
Jervis Cole, Fresno State
Keith Hill, New Mexico State
Anderson Hunt, UNLV
Eric McArthur, UC Santa Barbara

1990

Larry Johnson, UNLV
David Butler, UNLV
Stacey Augmon, UNLV
Anderson Hunt, UNLV
Lucious Harris, Long Beach State
Tyrone Mitchell, Long Beach State
Cedric Ceballos, Cal State Fullerton

1991

Larry Johnson, UNLV
Stacey Augmon, UNLV
Anderson Hunt, UNLV
George Ackles, UNLV
Dell Demps, Pacific
Dave Barnett, Fresno State

1992

Sam Crawford, New Mexico State
Eric Traylor, New Mexico State
Cliff Reed, New Mexico State
Dell Demps, Pacific
Tony Amundsen, Pacific
Bryon Russell, Long Beach State

1993

Lucious Harris, Long Beach State
Sam Crawford, New Mexico State
Tracey Ware, New Mexico State
Rod Hannibal, Long Beach State
Bryon Russell, Long Beach State
J.R. Rider, UNLV

1994

***Chris Brown, UC Irvine**
***James Dockery, New Mexico State**
Lloyd Mumford, UC Irvine
Rodney Walker, New Mexico State
Skip McCoy, New Mexico State
Ken Gibson, UNLV

1995

Brian Green, Nevada
Terrance O'Kelley, Long Beach State
Joe McNaull, Long Beach State
Eathan O'Bryant, Nevada
Troy Brewer, New Mexico State
Raimonds Miglinieks, UC Irvine

1996

Olivier Saint-Jean, San Jose State
Antwan Smith, Utah State
Raimonds Miglinieks, UC Irvine
Tito Addison, San Jose State
Justin Jones, Utah State
Silas Mills, Utah State

1997

***Corey Anders, Pacific**
***Faron Hand, Nevada**
Tim Bowman, Pacific
Rayne Mahaffey, Pacific
Jimmy Carroll, Nevada
Marcus Saxon, Utah State

1998

Marcus Saxon, Utah State
Michael Olowokandi, Pacific
Kevin Rice, Utah State
Donnie Johnson, Utah State
Paul Culbertson, Nevada
Mike Tolman, Boise State

1999

Billy Keys, New Mexico State
Charles Gosa, New Mexico State
Roberto Bergersen, Boise State
Abe Jackson, Boise State
Antrone Lee, Long Beach State
B.J. Bunton, UC Santa Barbara

2000

***Shawn Daniels, Utah State**
***Troy Rolle, Utah State**
Billy Keys, New Mexico State
Eric Channing, New Mexico State
Mate Milisa, Long Beach State
Terrance Green, Nevada

2001

Bernard Rock, Utah State
Shawn Daniels, Utah State
Curtis Bobb, Utah State
Peter Heizer, Pacific
Maurice McLemore, Pacific
Jerry Green, UC Irvine
Kejuan Woods, Boise State

2002

Nick Jones, UC Santa Barbara
Tony Brown, Utah State
Jerry Green, UC Irvine
Branduinn Fullove, UC Santa Barbara
Desmond Penigar, Utah State
Mike Preston, Pacific

2003

Desmond Penigar, Utah State
Cardell Butler, Utah State
Mark Brown, Utah State
Varnie Dennis, Cal Poly
Jason Allen, Cal Poly
Mike Hood, UC Irvine

2004

Ian Boylan, Cal State Northridge
Joseph Frazier, Cal State Northridge
Tyrone Hayes, Idaho
Miah Davis, Pacific
Guillaume Yango, Pacific
Vili Morton, UC Riverside

2005

Jaycee Carroll, Utah State
Spencer Nelson, Utah State
Nate Harris, Utah State
Guillaume Yango, Pacific
Ian Boylan, Cal State Northridge
Yaphett King, Cal State Fullerton

2006

Johnny Gray, Pacific
Christian Maraker, Pacific
Aaron Nixon, Long Beach State
Shawn Hawkins, Long Beach State
Aaron Fitzgerald, UC Irvine
Jamaal Brown, Cal State Fullerton

BOLD FACE = Tournament MVP.

*Co-MVPs.

Tournament MVPs only
were selected in '76 & '77.

1976- Will Connelly, San Diego State
1977- Michael Wiley, Long Beach State

All-Tournament Team Members

| | |
|----------------------|----|
| *UNLV | 25 |
| *Utah State | 25 |
| Pacific | 19 |
| Long Beach State | 18 |
| *New Mexico State | 16 |
| *Fresno State | 15 |
| Cal State Fullerton | 13 |
| UC Irvine | 13 |
| *San Jose State | 9 |
| *Nevada | 6 |
| UC Santa Barbara | 6 |
| *Boise State | 4 |
| Cal State Northridge | 3 |
| Cal Poly | 2 |
| UC Riverside | 1 |
| *Idaho | 1 |

*Former Member

BIG WEST TOURNAMENT RECORDS

Big West Tournament Record Book

INDIVIDUAL RECORDS

Most Points

Game: 36, Ricky Berry, San Jose State vs. Pacific, 3-9-88
36, Lucious Harris, Long Beach State vs. UNLV, 3-13-93
36, Mate Milisa, Long Beach State vs. Idaho, 3-9-00
Half: 27, Olivier Saint-Jean, San Jose State vs. Utah State, 3-10-96

Most Field Goals Made

Game: 14, Larry Johnson, UNLV vs. Cal State Fullerton, 3-9-90
14, Michael Olowokandi, Pacific vs. Utah State, 3-8-98

Most Field Goals Attempted

Game: 30, Wayne Engelstad, UC Irvine vs. Utah State, 3-12-88

Best Field Goal Percentage (minimum 10 attempts)

Game: .917, Kevin Bowland, San Jose State (11 of 12) vs. Long Beach State, 3-4-82

Most Three-Point Field Goals Made

Game: 11, Chris Brown, UC Irvine vs. New Mexico State, 3-13-94

Most Free Throws Made

Game: 16, Wally Rank, San Jose State vs. UC Santa Barbara, 2-28-80

Most Free Throws Attempted

Game: 18, Wally Rank, San Jose State vs. UC Santa Barbara, 2-28-80

Best Free Throw Percentage (minimum 10 attempts)

Game: 1.000 (13 of 13), Leon Wood, Cal State Fullerton vs. Pacific, 3-3-82
1.000 (11 of 11), Cedric Ceballos, Cal State Fullerton vs. UNLV, 3-9-90
1.000 (10 of 10), Michael Mendez, San Jose State vs. Utah State, 3-1-79
1.000 (10 of 10), Steve Colter, New Mexico State vs. Utah State, 3-8-84
1.000 (10 of 10), Enoch Davis, New Mexico State vs. LBSU, 3-7-97
1.000 (10 of 10), Anthony Bolton, CS Fullerton vs. Utah State, 3-13-03
1.000 (10 of 10), Mark Brown, Utah State vs. CS Fullerton, 3-13-03
1.000 (10 of 10), Tyrone Hayes, Idaho vs. UC Riverside, 3-11-04

Most Consecutive Free Throws Made

Game: 15, Wally Rank, San Jose State vs. UC Santa Barbara, 2-28-80

Most Rebounds

Game: 18, Greg Bunch, Cal State Fullerton vs. Pacific, 3-6-76
18, Andre Patterson, New Mexico State vs. Utah State, 3-8-84

Most Assists

Game: 13, Mark Wade, UNLV vs. New Mexico State, 3-8-86
13, Greg Anthony, UNLV vs. Fresno State, 3-10-91
13, Jay Goodman, Utah State vs. UNLV, 3-12-93

Most Blocked Shots

Game: 8, Steve Shaw, Cal State Fullerton vs. Long Beach State, 3-4-78

Most Steals

Game: 8, Sam Crawford, New Mexico State vs. Fresno State, 3-12-92

TEAM RECORDS

Most Points

Game: 115, UNLV vs. Cal State Fullerton (93), 3-9-90
Half: 66, UNLV (2nd half) vs. Cal State Fullerton, 3-9-90

Fewest Points

Game: 29, Long Beach State vs. UNLV (49), 3-8-91
Half: 8, Long Beach State (1st half) vs. UNLV, 3-8-91

Most Field Goals Made

Game: 44, UNLV vs. Long Beach State, 3-5-87

Most Field Goals Attempted

Game: 91, UNLV vs. Long Beach State, 3-5-87

Best Field Goal Percentage

Game: .741, San Diego State (43 of 58) vs. UC Santa Barbara, 3-2-78

Most Free Throws Made

Game: 37, Utah State (att. 48) vs. Long Beach State, 3-9-96

Most Free Throws Attempted

Game: 49, Cal State Fullerton vs. Boise State, 3-6-98

Best Free Throw Percentage

Game: .917, Cal State Fullerton (22 of 24) vs. Pacific, 3-2-82

Most Consecutive Free Throws Made

Game: 16, Idaho vs. UC Riverside, 3-11-04

Most Rebounds

Game: 59, UNLV vs. Long Beach State, 3-5-87

Most Personal Fouls

Game: 36, UC Santa Barbara vs. San Jose State, 2-28-80

Most Assists

Game: 29, San Diego State vs. UC Santa Barbara, 3-2-78
29, UNLV vs. Fresno State, 3-10-91

Most Turnovers

Game: 32, UC Irvine vs. New Mexico State, 3-12-93

Most Three-Point Field Goals Made

Game: 17, Long Beach State vs. UC Irvine, 3-10-06

Most Steals

Game: 22, New Mexico State vs. UC Irvine, 3-12-93

MISCELLANEOUS RECORDS

Most Points, Both Teams

208, UNLV (115) vs. Cal State Fullerton (93), 3-9-90

Lowest Winning Score

49, UNLV in 49-29 win over Long Beach State, 3-8-91

Highest Losing Score

93, Cal State Fullerton in 115-93 loss to UNLV, 3-9-90

Largest Winning Margin

36, San Jose State 92, Utah State 56, 3-7-85

Longest Game

1 overtime - Long Beach State 65, Cal State Fullerton 64, 3-5-77
Long Beach State 68, Fresno State 62, 3-3-79
Fresno State 53, San Jose State 47, 3-11-83
UNLV 66, Fresno State 63, 3-12-83
Cal State Fullerton 87, Utah State 86, 3-9-89
New Mexico State 86, Fresno State 85, 3-13-92
New Mexico State 68, Nevada 67, 3-11-94
Long Beach State 76, Nevada 69, 3-12-95
San Jose State 76, Utah State 75, 3-10-96
New Mexico State 89, Long Beach State 84, 3-10-00
Pacific 71, UC Santa Barbara 69, 3-8-01
UC Irvine 70, Cal State Northridge, 3-13-03
Utah State 89, Cal State Fullerton, 3-13-03

Championship Game Attendance

13,816 Fresno State 51, UNLV 49, 3-10-84 (The Forum)

NCAA TOURNAMENT RESULTS

1970

WEST REGIONAL

Long Beach State 92, Weber State 73 (1st Round)
UCLA 88, Long Beach State 65 (Semifinals)
Santa Clara 89, Long Beach State 86 (Consolation)

1971

WEST REGIONAL

Long Beach State 77, Weber State 66 (1st Round)
Long Beach State 78, Pacific 65 (Semifinals)
UCLA 57, Long Beach State 55 (Championship)

1972

WEST REGIONAL

Long Beach State 95, BYU 90 - OT (1st Round)
Long Beach State 75, San Francisco 55 (Semifinals)
UCLA 73, Long Beach State 57 (Championship)

1973

WEST REGIONAL

Long Beach State 88, Weber State 75 (1st Round)
San Francisco 77, Long Beach State 67 (Semifinals)
Long Beach State 84, Arizona State 80 (Consolation)

1974

WEST REGIONAL

Dayton 88, Cal State Los Angeles 80 (1st Round)

1975

WEST REGIONAL

UNLV 90, San Diego State 80 (1st Round)

1976

WEST REGIONAL

UCLA 74, San Diego State 64 (1st Round)

1977

WEST REGIONAL

Idaho State 83, Long Beach State 72 (1st Round)

1978

WEST REGIONAL

Cal State Fullerton 90, New Mexico 85 (1st Round)
Cal State Fullerton 75, San Francisco 72 (Semifinals)
Arkansas 61, Cal State Fullerton 58 (Championship)

1979

WEST REGIONAL

USC 86, Utah State 67 (1st Round)
Marquette 73, Pacific 48 (1st Round)

1980

WEST REGIONAL

Clemson 76, Utah State 73 (1st Round)

MIDWEST REGIONAL

Missouri 61, San Jose State 51 (1st Round)

1981

WEST REGIONAL

Northeastern 55, Fresno State 53 (1st Round)

1982

WEST REGIONAL

Fresno State 50, West Virginia 46 (2nd Round)
Georgetown 58, Fresno State 40 (Semifinals)

1983

WEST REGIONAL

North Carolina State 71, UNLV 70 (2nd Round)

MIDWEST REGIONAL

Iowa 64, Utah State 59 (1st Round)

1984

WEST REGIONAL

UNLV 68, Princeton 56 (1st Round)
UNLV 73, UTEP 60 (2nd Round)
Georgetown 62, UNLV 48 (Semifinals)
MIDEAST REGIONAL
Louisiana Tech 66, Fresno State 56 (1st Round)

1985

WEST REGIONAL

UNLV 85, San Diego State 80 (1st Round)
Kentucky 64, UNLV 61 (2nd Round)

1986

WEST REGIONAL

UNLV 74, Northeast Louisiana 51 (1st Round)
UNLV 70, Maryland 64 (2nd Round)
Auburn 70, UNLV 63 (Semifinals)

1987

WEST REGIONAL

UNLV 95, Idaho State 70 (1st Round)
UNLV 80, Kansas State 61 (2nd Round)
UNLV 92, Wyoming 78 (Semifinals)
UNLV 84, Iowa 81 (Championship)
FINAL FOUR
Indiana 97, UNLV 93 (Semifinals)

1988

WEST REGIONAL

UNLV 54, SW Missouri State 50 (1st Round)
Iowa 104, UNLV 86 (2nd Round)

SOUTHEAST REGIONAL

Maryland 92, UC Santa Barbara 82 (1st Round)

MIDWEST REGIONAL

Vanderbilt 80, Utah State 77 (1st Round)

1989

WEST REGIONAL

UNLV 68, Idaho 56 (1st Round)
UNLV 85, DePaul 70 (2nd Round)
UNLV 68, Arizona 67 (Semifinals)
Seton Hall 84, UNLV 61 (Championship)

1990

WEST REGIONAL

UNLV 102, Arkansas-Little Rock 72 (1st Round)
LMU 111, New Mexico State 92 (1st Round)
UNLV 76, Ohio State 65 (2nd Round)
UNLV 69, Ball State 67 (Semifinals)
UNLV 131, Loyola Marymount 101 (Championship)
SOUTHEAST REGIONAL

UC Santa Barbara 70, Houston 66 (1st Round)
Michigan State 62, UC Santa Barbara 58 (2nd Round)

FINAL FOUR

UNLV 90, Georgia Tech 81 (Semifinals)
UNLV 103, Duke 73 (National Championship)

1991

WEST REGIONAL

UNLV 99, Montana 65 (1st Round)
Creighton 64, New Mexico State 56 (1st Round)
UNLV 62, Georgetown 54 (2nd Round)
UNLV 83, Utah 66 (Semifinals)
UNLV 77, Seton Hall 65 (Championship)

FINAL FOUR

Duke 79, UNLV 77 (Semifinals)

1992

WEST REGIONAL

New Mexico State 81, DePaul 73 (1st Round)
New Mexico State 81, SW Louisiana 73 (2nd Round)
UCLA 85, New Mexico State 78 (Semifinals)

1993

WEST REGIONAL

Illinois 75, Long Beach State 72 (1st Round)

EAST REGIONAL

New Mexico State 93, Nebraska 79 (1st Round)
Cincinnati 92, New Mexico State 55 (2nd Round)

1994

MIDWEST REGIONAL

Oklahoma State 65, New Mexico State 55 (1st Round)

1995

WEST REGIONAL

Utah 76, Long Beach State 64 (1st Round)

1996

MIDWEST REGIONAL

Kentucky 110, San Jose State 72 (1st Round)

1997

WEST REGIONAL

St. Joseph's (Pa.) 75, Pacific 65 (1st Round)

1998

WEST REGIONAL

Maryland 82, Utah State 68 (1st Round)

1999

MIDWEST REGIONAL

Kentucky 82, New Mexico State 60 (1st Round)

2000

SOUTH REGIONAL

Connecticut 75, Utah State 67 (1st Round)

2001

EAST REGIONAL

Utah State 77, Ohio State 68 (ot) (1st Round)
UCLA 75, Utah State 50 (2nd Round)

2002

WEST REGIONAL

Arizona 86, UC Santa Barbara 81 (1st Round)

2003

WEST REGIONAL

Kansas 64, Utah State 61 (1st Round)

2004

ST. LOUIS REGIONAL

Pacific 66, Providence 58 (1st Round)
Kansas 78, Pacific 63 (2nd Round)

2005

ALBUQUERQUE REGIONAL

Pacific 79, Pittsburgh 71 (1st Round)
Washington 97, Pacific 79 (2nd Round)

CHICAGO REGIONAL

Arizona 66, Utah State 53 (1st Round)

2006

MINNEAPOLIS REGIONAL

Boston College 88, Pacific 76 (2ot) (1st Round)

BIG WEST RECORD IN THE NCAA TOURNEY

| | |
|-----------------------|--------------|
| First Round | 19-27 |
| Second Round | 8-8 |
| Consolation | 1-1 |
| Regional Semifinals | 7-6 |
| Regional Championship | 3-4 |
| Final Four | 2-2 |
| Total | 40-48 |

NIT RESULTS

1978
FIRST ROUND
 Nebraska 67, Utah State 66 (at Nebraska)

1980
FIRST ROUND
 Long Beach State 104, Pepperdine 87 (at Anaheim)

SECOND ROUND
 UNLV 90, Long Beach State 81 (at UNLV)

1981
FIRST ROUND
 UTEP 57, San Jose State 53 (at UTEP)

1982
FIRST ROUND
 UC Irvine 70, San Diego State 69 (at SDSU)

SECOND ROUND
 Oklahoma 80, UC Irvine 77 (at OU)

1983
FIRST ROUND
 Fresno State 71, UTEP 64 (at FSU)
 Arizona State 87, Cal State Fullerton 83 (at ASU)

SECOND ROUND
 Fresno State 72, Michigan State 58 (at MSU)

THIRD ROUND
 Fresno State 76, Oregon State 67 (at OSU)

SEMIFINALS
 Fresno State 86, Wake Forest 62

CHAMPIONSHIP
 Fresno State 69, DePaul 60

1984
FIRST ROUND
 Southwestern Louisiana 94, Utah State 92 (at USU)

1985
FIRST ROUND
 Fresno State 79, Santa Clara 76 (at FSU)

SECOND ROUND
 Fresno State 66, New Mexico 55 (at FSU)

THIRD ROUND
 UCLA 53, Fresno State 43 (at UCLA)

1986
FIRST ROUND
 UC Irvine 80, UCLA 74 (at UCLA)

SECOND ROUND
 Brigham Young 93, UC Irvine 80 (at BYU)

1987
FIRST ROUND
 California 72, Cal State Fullerton 68 (at Cal)

1988
FIRST ROUND
 Stanford 80, Long Beach State 77 (at Stanford)

1989
FIRST ROUND
 Wichita State 70, UC Santa Barbara 62 (at WSU)
 Pepperdine 84, New Mexico State 69 (at NMSU)

1990
FIRST ROUND
 Long Beach State 86, Arizona State 71 (at ASU)

SECOND ROUND
 Hawaii 84, Long Beach State 79 (at UH)

1992
FIRST ROUND
 Texas Christian 73, Long Beach State 61 (at TCU)
 Arizona State 71, UC Santa Barbara 65 (at UCSB)

1993
FIRST ROUND
 USC 90, UNLV 74 (at UNLV)
 Pepperdine 53, UC Santa Barbara 50 (at UCSB)

1995
FIRST ROUND
 New Mexico State 97, Colorado 83 (at NMSU)
 Illinois State 93, Utah State 87 (ot) (at USU)

SECOND ROUND
 New Mexico State 92, Texas-El Paso 89 (ot) (at UTEP)

THIRD ROUND
 Virginia Tech 64, New Mexico State 61 (at Va. Tech)

1997
FIRST ROUND
 Nevada 97, Fresno State 86 (at FSU)

SECOND ROUND
 Nebraska 78, Nevada 68 (at NEV)

1998
FIRST ROUND
 Fresno State 73, Pacific 70 (at PAC)

2000
FIRST ROUND
 Arizona State 83, New Mexico State 77 (at ASU)
 California 70, Long Beach State 66 (at CAL)

2001
FIRST ROUND
 Tulsa 75, UC Irvine 71 (at Tulsa)

2002
FIRST ROUND
 Montana State 77, Utah State 69 (at USU)
 Brigham Young 78, UC Irvine 55 (at BYU)

2003
FIRST ROUND
 San Diego State 67, UC Santa Barbara 62 (ot) (at SDSU)

2004
FIRST ROUND
 Hawai'i 85, Utah State 74 (at USU)

2005
OPENING ROUND
 Cal State Fullerton 85, Oregon State 83 (ot) (at OSU)

FIRST ROUND
 Cal State Fullerton 85, San Francisco 69 (at USF)

SECOND ROUND
 Georgetown 74, Cal State Fullerton 57 (at GU)

NCAA Tournament Coaching Records

| School | Coach | Yrs | W-L | CH | 4 | 8 | 16 |
|--------|------------------------------------|----------|------------|----------|----------|----------|----------|
| CSF | Bobby Dye (1978) | 1 | 2-1 | 0 | 0 | 1 | 0 |
| CSUN | Bobby Braswell (2001) | 1 | 0-1 | 0 | 0 | 1 | 0 |
| LBSU | Jerry Tarkanian (1970, 71, 72, 73) | 4 | 7-5 | 0 | 0 | 2 | 0 |
| | Dwight Jones (1977) | 1 | 0-1 | 0 | 0 | 0 | 0 |
| | Seth Greenberg (1993, 95) | 2 | 0-2 | 0 | 0 | 0 | 0 |
| | LBSU Totals | 7 | 7-8 | 0 | 0 | 2 | 0 |
| UCSB | Jerry Pimm (1988, 90) | 2 | 1-2 | 0 | 0 | 0 | 0 |
| | Bob Williams (2002) | 1 | 0-1 | 0 | 0 | 0 | 0 |
| | UCSB Totals | 3 | 1-3 | 0 | 0 | 0 | 0 |
| PAC | Dick Edwards (1966, 67, 71) | 3 | 2-4 | 0 | 0 | 1 | 0 |
| | Stan Morrison (1979) | 1 | 0-1 | 0 | 0 | 0 | 0 |
| | Bob Thomason (1997, 2004, 05, 06) | 4 | 2-4 | 0 | 0 | 0 | 0 |
| | PAC Totals | 8 | 4-9 | 0 | 0 | 1 | 0 |

NIT Coaching Records

| School | Coach | Yrs | W-L | CH | SM | QR | 3rd | 2nd | 1st |
|--------|---------------------------|----------|------------|----------|----------|----------|----------|----------|----------|
| CSF | George McQuarn (1983, 87) | 2 | 0-2 | 0 | 0 | 0 | 0 | 0 | 2 |
| | Bob Burton (2005) | 1 | 2-1 | 0 | 0 | 0 | 0 | 1 | 0 |
| | CSF Totals | 3 | 2-3 | 0 | 0 | 0 | 0 | 1 | 2 |
| LBSU | Tex Winter (1980) | 1 | 1-1 | 0 | 0 | 0 | 0 | 1 | 0 |
| | Joe Harrington (1988, 90) | 2 | 1-2 | 0 | 0 | 0 | 0 | 1 | 1 |
| | Wayne Morgan (2000) | 1 | 0-1 | 0 | 0 | 0 | 0 | 0 | 1 |
| | LBSU Totals | 4 | 2-4 | 0 | 0 | 0 | 0 | 2 | 2 |
| UCI | Bill Mulligan (1982, 86) | 2 | 2-2 | 0 | 0 | 0 | 0 | 2 | 0 |
| | Pat Douglass (2001, 02) | 2 | 0-2 | 0 | 0 | 0 | 0 | 0 | 2 |
| | UCI Totals | 4 | 2-4 | 0 | 0 | 0 | 0 | 2 | 2 |
| UCSB | Jerry Pimm (1989, 93) | 2 | 0-2 | 0 | 0 | 0 | 0 | 0 | 2 |
| | Bob Williams (2003) | 1 | 0-1 | 0 | 0 | 0 | 0 | 0 | 1 |
| | UCSB Totals | 3 | 0-3 | 0 | 0 | 0 | 0 | 0 | 3 |
| PAC | Bob Thomason (1998) | 1 | 0-1 | 0 | 0 | 0 | 0 | 0 | 1 |
| | PAC Totals | 1 | 0-1 | 0 | 0 | 0 | 0 | 0 | 1 |