

# 2005-06 MEN'S BASKETBALL MEDIA GUIDE

## TABLE OF CONTENTS

### GENERAL INFORMATION

Media Services/Big West Directory	IFC
Big West History	2-3
Commissioner Dennis Farrell	4
Senior Associate Commissioner Rob Halvaks	4
Associate Commissioner Jody McRoberts	4
Assistant Commissioner Mike Daniels	4
Conference Office Staff	4-5
Historical Basketball Moments	6-7
Big West Players Drafted In The Pros	8
2006 Big West Basketball Tournament Bracket	9
2005-2006 Composite Schedule	10-11
ESPN Bracket Buster Saturday Ad	12
Big West News & Notes	13-14

### THE TEAMS

<b>Cal Poly</b>	<b>16-18</b>
Quick Facts, Team Notes, Roster	16
'05-06 Schedule, '04-05 Results, Players To Watch	17
Coach Bromley, 2004-05 Stats, Arena Information	18
<b>Cal State Fullerton</b>	<b>19-21</b>
Quick Facts, Team Notes, Roster	19
'05-06 Schedule, '04-05 Results, Players To Watch	20
Coach Burton, 2004-05 Stats, Arena Information	21
<b>Cal State Northridge</b>	<b>22-24</b>
Quick Facts, Team Notes, Roster	22
'05-06 Schedule, '04-05 Results, Players To Watch	23
Coach Burton, 2004-05 Stats, Arena Information	24
<b>Long Beach State</b>	<b>25-27</b>
Quick Facts, Team Notes, Roster	25
'05-06 Schedule, '04-05 Results, Players To Watch	26
Coach Reynolds, 2004-05 Stats, Arena Information	27
<b>UC Irvine</b>	<b>28-30</b>
Quick Facts, Team Notes, Roster	28
'05-06 Schedule, '04-05 Results, Players To Watch	29
Coach Douglass, 2004-05 Stats, Arena Information	30
<b>UC Riverside</b>	<b>31-33</b>
Quick Facts, Team Notes, Roster	31
'05-06 Schedule, '04-05 Results, Players To Watch	32
Coach Spencer, 2004-05 Stats, Arena Information	33
<b>UC Santa Barbara</b>	<b>34-36</b>
Quick Facts, Team Notes, Roster	34
'05-06 Schedule, '04-05 Results, Players To Watch	35
Coach Williams, 2004-05 Stats, Arena Information	36
<b>Pacific</b>	<b>37-39</b>
Quick Facts, Team Notes, Roster	37
'05-06 Schedule, '04-05 Results, Players To Watch	38
Coach Thomason, 2004-05 Stats, Arena Information	39

### 2004-05 IN REVIEW

2004-05 Final Standings	41
2004-05 Big West Tournament Results	41
2004-05 Big West Tournament Top Performers	41
2004-05 NCAA Tournament/NIT Results	41
2004-05 All-Big West Teams	42
2004-05 All-Tournament Team	42
2004-05 All-Specialty Teams	42
2004-05 Players of the Week	42
2004-05 All-Academic Basketball Team	42
2004-05 Overall Team Statistics	43
2004-05 Overall Individual Statistics	44
2004-05 Conference Team Statistics	45
2004-05 Conference Individual Statistics	46
2004-05 Superlatives	47

### BIG WEST RECORD BOOK

Individual Records	49
Team Records	50
Single Game Records - Individual	51
Single Season Records	52
Career Records	53
All-Time Team Leaders	54-55
All-Time Individual Leaders	55-56
Annual Standings	57-59
All-Time Coaching Records	60-61

### HONORS

All-Time All-Big West Selections	62-64
All-Time First Team Selections	65
All-Time Players of the Year	65
All-Time Coaches of the Year	65
All-Time All-Freshman Teams	66
All-Time Players of the Week	67-68
All-Americans	69

### POSTSEASON

Big West Tournament Results	70-71
Big West Championship Game Results	72
Big West Tournament Team-Vs.-Team Records	72
Big West Tournament All-Tournament Teams	73
Big West Tournament Record Book	74
NCAA Tournament Year-By-Year Results	75
NIT Year-By-Year Results	76
NCAA Tournament Coaching Records	76
NIT Coaching Records	76

# Wilson

Official Ball Of The  
Big West  
Basketball Tournament

31st Annual  
Big West Conference  
Basketball Tournament  
at the  
Anaheim Convention Center

**BIG WEST**  
**BASKETBALL**  
**TOURNAMENT**  
MARCH 8-11, 2006 - ANAHEIM



# BIG WEST HISTORY

## About the Big West Conference

The Big West Conference enters the 2005-06 season with yet another milestone – the 37th year of Big West existence marks a historic return to its roots as an all-California member conference. For the past 29 years, eight different schools from six different states have joined the Big West family and represented the conference proudly, but separated the Big West from obtaining its original mission of providing a competitive athletic conference for institutions in the great state of California. In 2005-06, what was a dream nearly four decades ago is now a reality – the Big West is the California conference.

The Big West Conference is not only the home of competitive athletics; it is also the home to prestigious California institutions that are at the forefront of academic success. The Big West is now the governing body for eight California member schools that will compete in 17 sports this season. The Big West hosts a dynamic blend of schools from the University of California system and the California State University system, and a private institution that includes: Cal Poly, Cal State Fullerton, Cal State Northridge, Long Beach State, UC Irvine, UC Riverside, UC Santa Barbara, and Pacific.



Long Beach State, UC Santa Barbara, and Pacific are the conference's longest tenured members, and are three of the original charter institutions. Long Beach State is the only school that has held membership every year in the conference since its inaugural season in 1969. Cal State Fullerton has been a Big West member for over three decades and UC Irvine is not far behind with 28 years in the conference. Cal Poly is entering its tenth year of affiliation. Cal State Northridge and UC Riverside are the Big West's most recent members, as the two schools joined the conference in 2001-02. The Big West is also set to add a ninth conference member with UC Davis coming aboard in the 2007-08 season.

## Big West Success Found in all Sports

The Big West rolls into the 2005-06 season fresh off a successful 2004-05 campaign that produced 32 All-Americans and 434 Academic All-Conference student-athletes. The conference includes nationally renowned athletes and programs in every sport, allowing the Big West to attain a high level of athletic and academic achievement each year.

Year after year, the Big West owns a reputation as one of the top conferences in the country in women's volleyball, and the 2004-05 season was no different. In women's volleyball, the Big West sent six teams to the 2004 NCAA Tournament for a second consecutive year, joining the Pacific-10, the Big 12, and the Big Ten as the only conference with six or more representatives. UC Santa Barbara and Pacific also remained as only two of four teams in NCAA history to compete in all 24 women's volleyball NCAA Tournaments.

The Big West is also known nationally as a powerhouse in baseball, and added to its storied history last season. The 2004 national champion Cal State Fullerton Titans were ranked No. 1 in the nation for several weeks during the year, and surpassed the 45-win mark for the fifth time in six seasons. The conference had six teams finish with records above .500, and Cal State Fullerton and Long Beach State both received No. 1 seeds in the NCAA Tournament. The Big West's long tradition of baseball excellence was also highlighted with a conference record 44 Big West baseball players selected in the 2005 Major League Draft, surpassing the previous high of 38 players chosen in 2001. Among the 44 draftees, the Big West had two players go in the first 10 picks for the first time since 1986.

In 2004-05, the Big West also remained on the national scene in the sports of men's and women's basketball, softball, and track and field. In men's basketball, the Big West sent two teams to the NCAA Tournament for the first time since 1993. Pacific earned the most national recognition in program history by posting a perfect 18-0 regular season conference record, becoming the first Big West team in 12 years to win NCAA Tournament games in consecutive seasons, and finishing the season ranked No. 22 in the nation after spending several weeks in the top 25 during the regular season.

In women's basketball, UC Santa Barbara continued its reign as a national contender by making its ninth consecutive NCAA Tournament appearance in 2005. UC Santa Barbara senior Kristin Mann was also selected with the 11th pick in the first round of the 2005 WNBA Draft, becoming the second highest selection of a Big West player in draft history. In softball, the Big West earned its 21st consecutive season of sending multiple teams to the NCAA Tournament, with Long Beach State and Cal State Fullerton each advancing to regional championships.

Big West track and field ran, jumped, and threw itself into the national scene in 2005 by advancing 29 track and field athletes to the 2005 NCAA Championships, with six Big West athletes finishing in the top-10 in their respective events. Cal Poly's Sharon Day was the conference's top finisher, as she won the women's high jump national championship. Day won the high jump event with a school and Big West record mark of 6-04.00, and became 13th athlete in Big West history to win a track and field national championship.

# BIG WEST HISTORY

Although the Big West has been a permanent fixture to the national scene in baseball, women’s volleyball, and basketball, the conference made a burst onto the national stage in men’s soccer. For the first time in conference history, the Big West placed a team in the NCAA men’s soccer College Cup championship match. The UC Santa Barbara men’s soccer team made an impressive run to the 2004 College Cup, playing before a crowd of 13,601 in the championship. The Gauchos finished runner-up to 2004 champion Indiana after tying the Hoosiers 1-1 at the end of regulation and two overtime periods, and falling 3-2 in penalty kicks. Although the Gauchos came up short at claiming their first-ever College Cup, UC Santa Barbara was successful at bringing Big West men’s soccer national recognition. The 2004 Gauchos held a No. 1 national ranking for much of the season, knocked off ACC power-house Duke in the College Cup semifinals, and finished the season with a record of 21-3-1.

## The Beginning

The Big West Conference was formed as the Pacific Coast Athletic Association on July 1, 1969. However, the unofficial history of the conference pre-dates that point of time, extending back to 1967.

Cal State LA, Fresno State, Long Beach State and San Diego State were members of the California Collegiate Athletic Association, long recognized as the nation’s premier college circuit.

That conference was classified college division, and therein lay a major source of dissatisfaction. Since 1963, the four institutions had captured 16 national titles. The number swelled to 21 if the mythical football championships were included.

With no more territory to conquer at the college division, a step up to university ranks had to be considered.

At the time, San Jose State, UC Santa Barbara and Pacific were members of the West Coast Athletic Conference but were enduring a strained relationship due to the limit of conference sports sponsored. That, plus the fact that national football figures UOP and SJSU were already competing as independents, led the schools to pursue a more broad-based conference alignment.

Therefore, officials of the seven colleges and universities assembled as a body in May of 1969, tied up loose ends and less than two months later the PCAA was born.

Direction in the early days of the conference came from such men as Dr. Stephen Goodspeed, vice-chancellor at UC Santa Barbara, the first president and chairman of the founders committee. J. Kenneth Fagans provided guidance as the league’s first commissioner. Jesse T. Hill, one of the nation’s most successful directors of athletics at USC, followed Fagans as the conference’s first full-time commissioner.

SJSU was already labeled a university division school in all sports when the PCAA emerged. San Diego State and Pacific were granted university division status in the summer of 1970 and the remaining conference members shed the college division moniker by 1972.

The original PCAA lineup changed in the early years and by 1975, charter members UCSB and CSLA had dropped football and SDSU left the conference in football only. In 1974, Cal State Fullerton moved into the conference. By 1977, UC Irvine joined the Big West and UCSB was back in — both as non-football playing institutions — while Utah State became the first non-California member of the circuit, transforming the PCAA into a regional conference.

UNLV (1981) and New Mexico State (1984) soon followed suit, bringing the league’s membership to 10 universities.

In the fall of 1983, the PCAA became the first western conference to incorporate women’s athletic programs into the conference. Charter women’s members UC Irvine, UC Santa Barbara and UNLV competed in five championships.

By the end of 1985, Pacific, Hawai’i, Cal State Fullerton, Long Beach State, San Diego State, Fresno State and San Jose State had joined the women’s conference. The PCAA upped its women’s sponsorship to eight championships.

The PCAA began its 20th year of existence in 1988 by changing its name to the Big West Conference. With the inclusion of the states of Utah, Nevada, and New Mexico, the term “Big West” more accurately represented the conference. Since the name Big West has been used, conference teams have won nine NCAA team championships, establishing the Big West’s winning identity that is recognized nationally. Even though the Big West is again an all-California conference, the name Big West still embodies the identity, history, and tradition of excellence the conference has achieved, making it a well-known entity in collegiate athletics.

<b>School</b>	<b>Season Joined</b>	<b>Length of Membership</b>	<b>Enrollment</b>
Cal Poly	1996-97	9 years	18,000
Cal State Fullerton	1974-75	31 years	32,143
Cal State Northridge	2001-02	4 years	32,596
Long Beach State	1969-70	36 years	34,566
UC Irvine	1977-78	28 years	24,200
UC Riverside	2001-02	4 years	17,000
UC Santa Barbara	1969-70 and 76-77	34 years	19,080
Pacific	1971-72	34 years	6,000

# BIG WEST STAFF



**Dennis Farrell**  
**Commissioner**  
**26th season**

The 2005-06 academic year marks the 14th year in Dennis Farrell's tenure as commissioner of the Big West Conference, but twenty-sixth season on staff. He is the fourth full-time commissioner in the 36-year history of the Big West, following Jess Hill (1972-78), Lew Cryer (1978-88) and Jim Haney (1988-92).

Prior to assuming the role of commissioner on July 1, 1992, Farrell served the conference in various capacities as an assistant/associate commissioner since joining the conference in 1980. During his Big West tenure, Farrell has acted as the primary rule interpreter, championship administrator, schedule coordinator and director of the league's successful postseason basketball tournament.

Farrell has been active in representing the Big West on both the national and regional level. From 1994 to 1997 he served on the important NCAA Council and from 1991 to 1997 he sat on the NCAA Two-Year College Relations Committee (including serving as its chair from 1992 to 1995). He currently serves as the Division I-AAA Vice President of the Collegiate Commissioners

Association and is chair of the NCAA Baseball Issues Committee. Farrell also is presently a member of the Los Angeles Sports Council which is active in securing, marketing and administering major athletic events for the Southern California area.

Before joining the Big West, Farrell was the sports information director for nearly three years at Saddleback Community College in Mission Viejo, Calif. A 1974 graduate of San Diego State University, Farrell worked for the Daily Californian newspaper in El Cajon and radio station KDEO while attending college. From 1975 to 1977, he was employed as sports editor of the Saddleback Valley News in Mission Viejo. He also worked in the sports department of the Orange County edition of the Los Angeles Times.

Farrell and his wife, Charlene, reside in Coto de Caza with their sons, Timothy and Michael.



**Rob Halvaks**  
**Senior Associate  
Commissioner**  
**14th season**

Rob Halvaks is in his 14th season with the conference office. Halvaks is responsible for office and financial administration, is the tournament director for the Big West Men's and Women's Basketball Tournament, and has sports management responsibilities for men's and women's basketball and baseball. Halvaks is a member of the NCAA Division I Championships/Competition Cabinet. He is also the conference's staff liaison to the Mountain Pacific Sports Federation.

Halvaks is a faculty member in the University of San Francisco's Sport Management Graduate Program.

Prior to joining the Big West staff, Halvaks served as the associate executive director of the Orange County Sports Association (1989-1992), which annually produced the Disneyland Pigskin Classic and the Freedom Bowl at Anaheim Stadium. Halvaks was a member of the athletics department staff at UC Irvine from 1979 to 1989, serving in a variety of positions, including sports information director, business manager and senior associate athletics director.

A 1975 graduate of the University of Michigan with a Bachelor's in Communications, Halvaks earned a 1979 Master's in Sports Administration from Ohio University. He served a year (1978) as assistant sports information director at Georgia Tech.

Halvaks and his wife, Jill, reside in Irvine with their sons, Brett and Ryan.



**Jody McRoberts**  
**Associate  
Commissioner**  
**23rd season**

Jody McRoberts is in her 23rd year as a member of the Big West office staff. McRoberts was elevated to associate commissioner in the summer of 2002. She serves as the conference's senior woman administrator, scheduling coordinator for the association's round robin sports, and editor of the conference manual and media publications.

McRoberts functions as the league's meeting planner, is the league's primary administrator for men's and women's soccer and softball, and handles the conference awards program.

On the national front, she has served on the NCAA Division I Women's Soccer Committee.

Before arriving at the Big West offices, McRoberts was an assistant sports information director at UC Irvine (1982-83). She began her tenure with the Big West in 1983 as a publications assistant, and served as the league's information director from 1984 to 1990.

McRoberts earned a Bachelor's degree in English from Ohio University in 1982.

She and her husband, Lance, live in Lake Forest with their sons, Colin and Beau.



**Mike Daniels**  
**Assistant  
Commissioner**  
**8th season**

Mike Daniels is in his eighth year with the conference office. He was elevated to assistant commissioner in 2002 for marketing and championships after serving as the league's information director for four years.

Daniels coordinates the conference's television and basketball tournament marketing program. He is responsible for promoting the tournament to Big West constituency groups as well.

In addition, he serves as the Operating Manager for the Big West Basketball Tournament and is the conference's primary administrator for Cross Country, Swimming, Golf, Tennis and Track and Field. He also oversees the conference's website and information technology.

Prior to joining the Big West, Daniels was the Assistant SID at the University of San Diego for three years, worked a year as the Media Relations Director for the Rocky Mountain Athletic Conference and worked in the UC San Diego sports information office for three years. Daniels also was an intern with the San Diego Chargers football organization from 1991-92.

A native southern Californian, Daniels graduated from the University of California, San Diego in 1993 with a Bachelor's degree in Communications and Political Science. In 1997, he received his MBA from San Diego State University.

Daniels and his wife, Julie, live in Aliso Viejo with their son Zachary.

# BIG WEST STAFF



**Erica Satterfield**  
**Assistant  
Commissioner**  
**6th season**

Erica Satterfield is in her sixth year with the conference office, recently getting promoted to the position of Assistant Commissioner for Compliance.

Satterfield's responsibilities include coordinating the review of student-athlete eligibility and institutional compliance, along with rules education of the members, and is the primary Big West/NCAA rule interpreter. She also is the league's administrator for women's volleyball.

Satterfield graduated from UC Santa Barbara in 2000 with a Bachelor's degree in Business Economics.

Satterfield served as an intern in the conference office for two summers before taking on her full-time position. She also worked in the UCSB athletic department as a student assistant in marketing and promotions. Satterfield also has done some work for Antelope Valley College, compiling a Title IX Self Study report.

Satterfield lives in Long Beach.



**Mike Villamor**  
**Information  
Director**  
**9th season**

Mike Villamor is in his ninth year with the Big West and third as the league's information director.

His role with the conference includes overseeing and coordinating all media relations projects. In addition, his sports responsibilities are women's and men's soccer, cross country, men's basketball, softball, and tennis, producing annual publications and weekly press releases for each sport. He also handles the layout of the Big West Yearbook, the Big West Basketball Tournament program, and the Media Directory.

Villamor serves as the Media Coordinator for the Big West Basketball Tournament.

A native of Sacramento, Calif., Villamor graduated from Santa Clara in 1994 with a degree in Communications. He joined the Big West staff after serving as a public relations assistant for the West Coast Conference for one year. He also was the media relations director of the San Jose Grizzlies of the Continental Indoor Soccer League during the 1995 season. Villamor worked as a game-night media relations assistant for the San Jose Sharks (NHL) and San Jose SaberCats (AFL). While at Santa Clara, he was the sports editor of the Santa Clara student newspaper.

Villamor resides in Irvine.



**Julie St.Cyr**  
**Assistant  
Information  
Director**  
**1st season**

Julie St.Cyr begins her first season with the Big West, serving as the league's assistant information director.

Her duties with the conference include assisting in all media relations projects and helping to maintain the Big West official website. In addition, her sports responsibilities are women's volleyball, women's basketball, baseball and track and field.

Prior to her arrival at the Big West, St.Cyr worked for three years at Cape Fear Community College as the Assistant Student Activities and Athletics Coordinator and was the primary sports information contact. She also spent four years at South Carolina as the Publications Coordinator and was the contact for men's golf and men's soccer while overseeing women's soccer and cross country. St.Cyr has won 26 CoSIDA publications awards in her career.

St. Cyr also spent time in the Georgia State and Colorado State sports information offices and has interned with the Denver Broncos.

St.Cyr graduated from Colorado State in 1998 with a degree in Technical Journalism. In 2001, she received her Master's in Sports Management from Georgia State.



**Patricia Sampson**  
**Administrative  
Assistant**  
**19th season**

Patricia Sampson is in her 19th year with the conference office, serving as an administrative assistant.

Sampson's responsibilities include handling all billing and financial records. She also is responsible for the accounting and reporting of the Student Assistance Fund. She also assists the Men's and Women's Basketball Supervisors with the officials' contracts and their travel arrangements.

Sampson attended Woodbury University in the city of Burbank and has a degree in Business Administration.

She has two children: Rick and Cari, and has four grandchildren: Alix, Hunter, Brandon, and Taylor. She lives in Costa Mesa.



**Big West  
President**  
**Dr. Tony Norman**  
**UC Riverside**



**Big West  
Coordinator of  
Men's Basketball  
Officials**  
**John Dangleis**



**Big West  
Vice President**  
**Dr. Ken Walker**  
**Cal Poly**



**Big West Council  
Men's Basketball  
Administrative  
Liaison**  
**Dr. Gary Cunningham**  
**UC Santa Barbara**

# BIG WEST BASKETBALL MOMENTS

## THE 1970s

Ever since the Big West Conference first hit the hardwood during the 1969-70 season, the league has enjoyed a large measure of success on the court. Attention came quickly, due in large part to the excellent basketball program at Long Beach State during the early 1970s.

En route to six straight conference titles (1970-75), the Beach made successive NCAA Tournament appearances from 1970 to 1973. The 49ers twice reached the doorstep of the Final Four, only to be eliminated by UCLA in the 1971 and 1972 West Regional Finals. Long before Jerry Tarkanian built his "Desert Dynasty" at UNLV, he put Long Beach State and the then Pacific Coast Athletic Association on the NCAA hoop map by constructing 49er teams with Olympian and two-time consensus All-American Ed Ratleff, as well as All-Americans George Trapp, Chuck Terry, Sam Robinson, Leonard Gray, Glenn McDonald, Bob Gross and the Pondexter brothers, Clifton and Roscoe. Perhaps the best team, but least remembered in conference basketball annals, was the 1974 Long Beach State squad which went 24-2 and 12-0 in league play under Lute Olson, but due to NCAA sanctions was unable to test its strength in the NCAA postseason market.

While change in the PCAA lineup was evident in the latter 1970s with the return of charter member UC Santa Barbara, the defection of San Diego State and the addition of Utah State, Cal State Fullerton staged the conference's most memorable event of the decade by capturing the imagination of the nation in its Cinderella quest for a Final Four berth.

After a third place league finish, the Titans raised a few eyebrows by bouncing regular season league champ San Diego State in the PCAA Tournament semis and then knocking off Long Beach State in the tourney championship to earn the conference's NCAA automatic berth. But for the Titans, the giant killing was just beginning. Bobby Dye's squad, led by Greg Bunch, then turned on nationally-ranked University of New Mexico (with Michael Cooper) and the University of San Francisco (with Bill Cartwright) and promptly eliminated them. While "Cal State Disneyland" had succeeded in winning the hearts of the nation's basketball fans, the scrappy Titans came up a few buckets short in losing to Arkansas, 61-58. Although the Fullerton carriage turned into a pumpkin in the end, that 1978 Titan team remains as one of the greatest underdog over-achievers in the history of the game.

The 1977-78 season also marked the beginning of the Boyd Grant era at Fresno State. The Bulldogs did an about face in their first season under Grant, going 21-6 after a 7-20 mark the previous year. But the best was yet to come. Under Grant, Fresno State would go on to make five consecutive postseason appearances.

Not to be overlooked, the PCAA was the first western conference to introduce a postseason tournament in 1976. While other conferences have since added similar postseason jamborees, the Big West will hold its 29th annual hoop extravaganza this March 10-13.

### NCAA's WINNINGEST PROGRAMS OF THE '70s

Rnk.	School	W	L	Pct.
1.	UCLA	273	27	.910
2.	Marquette	251	41	.860
3.	Pennsylvania	223	56	.799
4.	North Carolina	239	65	.786
5.	Kentucky	223	69	.764
6.	Louisville	224	70	.762
7.	Syracuse	213	69	.755
8.	<b>LONG BEACH STATE</b>	<b>203</b>	<b>68</b>	<b>.749</b>
9.	Oral Roberts	161	59	.732
10.	Florida State	201	74	.731

## THE 1980s

Under Grant, Fresno State started the 1980s in high gear, winning PCAA crowns and NCAA berths in 1981 and 1982 on its way to five straight postseason appearances from 1981 to 1985. This run was highlighted by the 1983 squad which won the NIT championship. Even after UNLV joined the circuit in 1982-83, Fresno State, with the likes of bookend forwards Ron Anderson and Bernard Thompson, pushed the Rebels for the conference title. The two teams met in the 1983 and 1984 PCAA Tourney title games -- both contests proved to be thrillers. Thanks to an Eric Booker buzzer-beating trey, UNLV beat FSU, 66-63, in OT to win the 1983 game only to see the Bulldogs win by two points, 51-49, in 1984.

By this time, Jerry Tarkanian, who had orchestrated successive championship squads (1970-74) at Long Beach State, was on his way to nine straight league crowns at UNLV. Tark's troops compiled a 113-11 conference record from 1983 through 1989. Five Players of the Year - Sidney Green (1983), Richie Adams (1984 & 85),

Anthony Jones (1986), Armon Gilliam (1987) and Stacey Augmon (1989) - paved the way for UNLV to win 13 NCAA Tournament games in a six-year span, including a Final Four trip in 1987 and an Elite Eight showing in 1989.

While it was UNLV who earned top billing in the 1980s, the decade was also highlighted by several other key happenings. An infusion of head coaches -- Bill Mulligan at UC Irvine (1981), Jerry Pimm at UC Santa Barbara (1984), Neil McCarthy at New Mexico State (1986) and Joe Harrington (1988) at Long Beach State -- turned the tide of each of those basketball programs.

Mulligan brought a fast paced, high scoring game to the conference and instant recognition to the UCI program with All-American standout Kevin Magee. Mulligan would produce a cast of future NBA players, a couple of NIT appearances and more than a few upsets of UNLV and UCLA before calling it a career after the 1991 season.

It took Pimm until 1987 to get his first winning team at UC Santa Barbara. But, the Gauchos wasted no time in building on that as the Brian Shaw-led ballclub of 1988 went on to the NCAAs. That season marked the first of three straight 20-win teams. Pimm's 1989 squad closed out the 1980s with its second of three consecutive postseason appearances.

With UNLV's national stature at an all-time high, the rest of the conference gained greater national exposure. Since 1988-89, the league has been featured on ESPN. With thunderous crowds on hand, upstart programs UC Santa Barbara and New Mexico State soon became hot tickets -- climbing in both the TV ratings and national rankings.

### NCAA's WINNINGEST PROGRAMS OF THE '80s

Rnk.	School	W	L	Pct.
1.	North Carolina	281	63	.817
2.	<b>UNLV</b>	<b>271</b>	<b>65</b>	<b>.807</b>
3.	Georgetown	269	69	.796
4.	DePaul	235	67	.778
5.	Temple	225	78	.743
6.	Syracuse	243	87	.736
7.	UTEP	227	82	.735
8.	Oklahoma	245	90	.731
9.	Kentucky	233	86	.730
10.	St. John's	228	85	.728

## Big West 20-Year All-Star Team

In conjunction with the Big West Conference's 20-year anniversary in 1988-89, a panel of past and present conference media, coaches and other league officials compiled the Big West's Double-Decade All-Star Basketball Team. Here's a look at who was considered the best 10 players from the league's first 20 years.

### BIG WEST DOUBLE-DECADE FIRST TEAM

Name	Pos.	Years	School
Ed Ratleff	F	1971-73	Long Beach State
Kevin Magee	F	1981-82	UC Irvine
Leon Wood	G	1982-84	Cal State Fullerton
Armon Gilliam	F	1985-87	UNLV
Ron Cornelius	F-C	1978-81	Pacific

### BIG WEST DOUBLE-DECADE SECOND TEAM

Name	Pos.	Years	School
Sidney Green	C	1983	UNLV
Ricky Berry	G	1986-88	San Jose State
Greg Grant	F	1983-86	Utah State
George Trapp	F	1970-71	Long Beach State
Brian Shaw	G	1987-88	UC Santa Barbara

**Most Valuable Player:** Ed Ratleff, Long Beach State

# BIG WEST BASKETBALL MOMENTS

## THE 1990s

The beginning of the 1990s saw Joe Harrington cap his three-year stay at Long Beach State with a 23-9 squad - the Beach's best showing since 1977. It also marked the 49ers' third straight finish in the conference's upper division and their second trip to the National Invitation Tournament in three years.

The 1990 season was notable for New Mexico State. Under Neil McCarthy, the Aggies earned their first NCAA Tournament berth since 1979 after gaining a share of the Big West title with eventual national champ UNLV. The Aggies' national attention continued to grow with NCAA bids in 1991 and again in 1992, resulting in a "Sweet 16" showing, and in 1993, advancing to the second round.

UNLV won the crown jewel of college basketball in 1990 with its first ever national championship, defeating Duke, 103-73. Consensus All-America selection Larry Johnson, who would be named College Basketball's Player of the Year and become the NBA's No. 1 draft pick the following year, was the difference in getting Jerry Tarkanian to the promised land. The Runnin'Rebs with Johnson, Stacey Augmon and Greg Anthony made a run at repeating their NCAA title - winning their first 34 games the next season - but were upset by Duke in the 1991 Final Four semifinals. Still, UNLV earned a place in college basketball history as one of the most dominant ever.

In 1993, Rollie Massimino brought his coaching talents to the Big West, leaving Villanova to head up the UNLV program. The 1992-93 season also saw New Mexico State unseat the Runnin' Rebels as the conference regular season champion for the first time since 1983.

The 49ers of Long Beach made an impact on the Big West by winning the tournament championship and receiving the conference's automatic berth in the NCAA Tournament. In the process, Lucious Harris established himself as the top scorer in Big West history with 2,312 career points.

The 1993-94 season was a topsy-turvy year in the Big West. Just when it looked like New Mexico State was going to run away with the regular season title, the Aggies finished with a 4-5 conference record over the last half of the season. However, New Mexico State did claim its second consecutive regular season conference crown with a 12-6 league mark. In one of the tightest conference races ever, Long Beach State, Utah State and San Jose State each finished with 11-7 league records, followed closely by Pacific and UNLV at 10-8.

The conference tournament, which was played for the first time out of the state of California, was just as wild as the regular season. The tourney, which was played at the Thomas & Mack Center in Las Vegas, certainly provided plenty of electricity for the "City of Lights." Top-seeded New Mexico State claimed its second tourney title in three years by downing 10th seeded UC Irvine, 70-64, in the title game. UCI marched through the tournament behind the hot hand of Chris Brown in beating UC Santa Barbara, Utah State and Pacific, before falling to NMSU.

The 1994-95 season saw Utah State capture its first conference title in 15 years, posting a 14-4 conference record under second-year coach Larry Eustachy. The team was led by conference player of the year Eric Franson, who took the league's scoring title, averaging 18.4 points per game. The Aggies recorded a 21-8 overall record, the best finish since 1988, and earned a berth in the NIT. Long Beach State emerged as the tournament champion as the No. 3 seed. The 49ers beat Nevada in the championship game 76-69 in overtime to take the title, advancing to the NCAA Tournament for the second time in three years.

Nevada made great strides under second-year coach Pat Foster, finishing in fourth place with a 12-6 conference record. The 12 victories were two more wins than the team produced the previous two seasons combined. New Mexico State continued its winning ways, posting a 25-10 record. It marked the seventh straight season NMSU had won more than 20 games. One of the highlights for the Aggies was advancing to the finals of the Preseason NIT.

The 1995-96 season was marked with a change in the conference tournament from Las Vegas to Reno and a change in format from 10 teams to six teams. Long Beach State won its first conference championship in 21 years, and San Jose State made a "Cinderella" run through the league tournament, winning the title as the sixth seed on a three-pointer in overtime. The Spartans' tournament title ended an era in Big West basketball as the Spartans, along with UNLV, completed their last season of basketball in the conference.

The closing of that chapter opened a new one for the 1996-97 campaign as four new schools entered the Big West. Boise State, Cal Poly, Idaho and North Texas joined the hoops loop, bringing the total of basketball playing institutions to 12. For the first time in league history, basketball playing schools were divided into two divisions, Eastern and Western. The Eastern Division was made up of Boise State, Idaho, Nevada, New Mexico State, North Texas and Utah State, while the Western Division was made up of Cal Poly, Cal State Fullerton, Long Beach State, UC Irvine, UC Santa Barbara and Pacific.

The Eastern Division dominated play in the 1996-97 regular season, owning a 25-11 record in cross division games. New Mexico State, Nevada and Utah State all tied for the Eastern Division regular season title at 12-4, while Pacific posted the same record to win the Western Division. After opening the season with a loss at Fresno State, UOP ran off 16 straight wins, including a 7-0 start in league games. The Tigers went on to capture the conference championship by beating Nevada in the finals of the league tournament. Pacific earned the league's automatic berth in the NCAA Tournament, while Nevada was invited to the NIT. The Wolf Pack stunned a sold out crowd at Fresno State with a 97-86 win. Nevada then got a home game for the second round, selling out Lawlor Events Center. Nebraska came to town and muscled its way to a 78-68 win over Nevada.

The 1997-98 season saw three new head coaches enter the league in Vic Trilli at North Texas, David Farrar at Idaho and Pat Douglass, who has three NCAA Division II National Championships, at UC Irvine. Utah State won the Big West

Conference Tournament with a 78-63 win over Pacific. The two teams won their respective divisions in regular season conference play.

Two more new coaches entered the Big West scene during the 1998-99 season. Stew Morrill took over the head job at Utah State while Bob Williams took the reins at UC Santa Barbara. Williams' Gauchos began the season with a 0-8 mark before winning 15 of their last 20 games and winning the Western Division. Williams was also named Big West Coach of the Year. Meanwhile New Mexico State and Boise State tied for the Eastern Division title and ended up meeting in the championship game of the Big West Tournament. The Aggies were victorious, 79-69, and advanced to the NCAA Tournament.

## NCAA's WINNINGEST PROGRAMS OF THE '90s

Rnk.	School	Wins	Losses	Pct.
1.	Kansas	286	60	.827
2.	College of Charleston	191	42	.820
3.	Kentucky	282	63	.817
4.	Arizona	258	65	.799
5.	Duke	271	78	.777
6.	North Carolina	270	78	.776
7.	Connecticut	259	75	.775
8.	Utah	250	76	.767
9.	Princeton	210	64	.766
10.	Arkansas	259	81	.762
11.	UCLA	240	79	.752
12.	Cincinnati	245	83	.747
13.	Massachusetts	237	94	.716
14.	Syracuse	232	92	.716
15.	Xavier	217	86	.716
16.	Indiana	229	94	.709
17.	<b>NEW MEXICO STATE</b>	<b>219</b>	<b>91</b>	<b>.706</b>

## THE 2000s

Utah State head coach Stew Morrill made history during the 1999-2000 season. Morrill became only the third coach in league history to guide a team to a perfect record in league play with a 16-0 mark. The Aggies also tied Syracuse for the nation's longest winning streak, winning 19 straight. Long Beach State shared a bit of history with Utah State combining to have the best all-time winning percentage in conference play by the two top teams with a 33-1 record and .971 percentage against the rest of the conference. Utah State won the Big West Tournament title, advancing to the NCAA Tournament only to lose to Connecticut in the first round. Long Beach State and New Mexico State gained NIT berths, but lost their first round games on the road.

In 2001, Utah State and UC Irvine made headlines. The Aggies broke the conference's losing streak in the NCAA Tournament with a first round win over Ohio State. Big West teams had seven straight seasons without a win. UC Irvine won the Big West's regular season title with a 15-1 mark. It marked the first time in the program's history.

UC Santa Barbara ended Utah State's title reign in 2002 and became tournament champions with a 60-56 win in the Big West championship game. It was the first tournament title for the Gauchos. Also in 2001-02, UC Irvine's Jerry Green became the sixth player in Big West history to win Player of the Year honors back-to-back and moved into the Big West top 10 career charts in five categories.

UC Santa Barbara continued to rekindle the success of the 1990s, achieving a milestone in the 2002-03 season. The Gauchos won their first ever Big West regular season title with a 14-4 record, limiting their opponent under 60 points in 14 of those games. UCSB also earned consecutive postseason appearances for the first time since the 1991-92 and 1992-93 seasons. Utah State won its third Big West Tournament title in the last four years and nearly pulled off a monumental upset of Kansas in the first round.

The Big West made some noise on the national scene in 2003-04, advancing one school to the NCAA Tournament second round and sending another into the land of the top 25. The conference extended its streak with at least two postseason representatives to five straight years with Pacific making the NCAA Tournament and Utah State going to the National Invitation Tournament, respectively. The 12th-seeded Tigers made national headlines with its upset win of fifth-seeded Providence in the first round, claiming their first NCAA Tournament victory since 1971. Utah State had one of the finest seasons of any team in Big West history and deserved a better fate in terms of its postseason destination. The Aggies amassed the third-most victories in school history with 25 and their .862 (25-4) winning percentage was a school record. USU entered the top 25 for the first time in 33 years when it was listed No. 24 in the Associated Press poll on February 2, 2004. The Aggies spent seven straight weeks ranked in the top 25, and yet when the NCAA Tournament bracket was announced, Utah State was not among the 65 teams invited.

The 2004-05 season will be best remembered for Pacific winning an NCAA Tournament first round game for the second straight year, defeating another Big East Conference opponent in Pittsburgh. The Tigers also finished the year ranked No. 22 in the country. Utah State gave the Big West a second representative in the NCAA Tournament, marking the first time since 1993 the conference sent multiple teams to the Big Dance. Cal State Fullerton also made waves with its two wins in the National Invitation Tournament. The Big West officially became an all-California conference as Idaho and Utah State departed following the 2004-05 season.

# PLAYERS DRAFTED IN THE PROS

Player, School	Rnd	Team
<b>1970</b>		
Sam Robinson, Long Beach State	1st	Miami (ABA)
Billy Jankans, Long Beach State	3rd	Pittsburgh (ABA)
Ron Knight, Cal State Los Angeles	5th	Portland
Coby Dietrick, San Jose State	10th	San Francisco
<b>1971</b>		
George Trapp, Long Beach State	1st	Atlanta
Darnell Hillman, San Jose State	1st	San Diego
	1st	Indiana (ABA)
Doug Rex, UC Santa Barbara	7th	Miami (ABA)
	11th	San Diego
Gary Schneider, San Diego State	—	San Diego
<b>1972</b>		
Chuck Terry, Long Beach State	2nd	Milwaukee
	3rd	Pittsburgh (ABA)
Eric McWilliams, Long Beach State	3rd	Philadelphia
	7th	Utah (ABA)
John Gianelli, Pacific	2nd	Houston
	2nd	Pittsburgh (ABA)
*Ed Ratleff, Long Beach State	4th	Indiana (ABA)
*Nate Stephens, Long Beach State	4th	Boston
	5th	Indiana (ABA)
John Tschogl, UC Santa Barbara	4th	Golden State
	14th	Denver (ABA)
Michael Jackson, CS Los Angeles	6th	Utah (ABA)
	7th	Houston
Bob Lynn, Long Beach State	7th	Portland
Jerry Pender, Fresno State	7th	Chicago
	10th	Denver (ABA)
Rodney Murray, CS Los Angeles	9th	Philadelphia
Mose Adolph, CS Los Angeles	14th	Utah (ABA)
	—	Portland
Lamont King, Long Beach State	14th	Denver (ABA)
<b>1973</b>		
Ed Ratleff, Long Beach State	1st	Houston
	1st	Denver (ABA)
*Raymond Lewis, CS Los Angeles	1st	Philadelphia
	1st	Memphis (ABA)
*Leonard Gray, Long Beach State	2nd	Utah (ABA)
	3rd	Atlanta
Nate Stephens, Long Beach State	5th	Golden State
	6th	San Diego (ABA)
Chris McMurray, San Diego State	8th	San Diego (ABA)
<b>1974</b>		
*Clifton Pondexter, Long Beach State	1st	Chicago
	1st	San Diego (ABA)
Glenn McDonald, Long Beach State	1st	Boston
Leonard Gray, Long Beach State	2nd	Seattle
*Roscoe Pondexter, Long Beach State	3rd	Boston
	10th	Denver (ABA)
John Errecart, Pacific	6th	Golden State
	—	Denver (ABA)
Clarence Allen, UC Santa Barbara	8th	Golden State
<b>1975</b>		
Bob Gross, Long Beach State	2nd	Portland
	3rd	Kentucky (ABA)
<b>1976</b>		
Steve Copp, San Diego State	3rd	New Orleans
Bob Kovach, San Diego State	9th	Atlanta
<b>1977</b>		
Lloyd McMillian, Long Beach State	3rd	New York
Myron Jordan, Pacific	6th	Portland
<b>1978</b>		
Wayne Smith, UC Irvine	4th	Phoenix
Russ Coleman, Pacific	5th	Milwaukee
George Fowler, Pacific	8th	Phoenix
Rickey Williams, Long Beach State	10th	New Orleans

Player, School	Rnd	Team
<b>1980</b>		
Michael Wiley, Long Beach State	2nd	San Antonio
Dean Hunger, Utah State	4th	Houston
Francois Wise, Long Beach State	4th	Washington
Wally Rank, San Jose State	5th	San Diego
<b>1981</b>		
Brian Jackson, Utah State	2nd	Portland
Ron Cornelius, Pacific	3rd	LA Lakers
Craig Dykema, Long Beach State	3rd	Phoenix
Pete Verhoeven, Fresno State	4th	Portland
Doug Murrey, San Jose State	9th	Golden State
Sid Williams, San Jose State	9th	Portland
<b>1982</b>		
Kevin Magee, UC Irvine	2nd	Phoenix
Rod Higgins, Fresno State	2nd	Chicago
Richard Anderson, UC Santa Barbara	2nd	San Diego
Craig Hodges, Long Beach State	3rd	San Diego
Dino Gregory, Long Beach State	4th	Washington
Donald Mason, Fresno State	5th	Philadelphia
Leo Cunningham, Utah State	7th	Philadelphia
Matt Waldron, Pacific	7th	Golden State
Grant Taylor, UC Irvine	10th	Portland
Randy Whieldon, UC Irvine	10th	Portland
<b>1983</b>		
Sidney Green, UNLV	1st	Chicago
Chris McNealy, San Jose State	2nd	Kansas City
Larry Anderson, UNLV	3rd	Cleveland
York Gross, UC Santa Barbara	4th	Denver
Desi Barmore, Fresno State	7th	New York
Ricky Mixon, Cal State Fullerton	8th	LA Lakers
Darrell Johnson, San Jose State	10th	Houston
Michael Zeno, Long Beach State	10th	Golden State
<b>1984</b>		
Leon Wood, Cal State Fullerton	1st	Philadelphia
Bernard Thompson, Fresno State	1st	Portland
Ron Anderson, Fresno State	2nd	Cleveland
Steve Colter, New Mexico State	2nd	Portland
Ben McDonald, UC Irvine	3rd	Cleveland
Bob Thornton, UC Irvine	4th	New York
Jeff Collins, UNLV	4th	Phoenix
Ozell Jones, Cal State Fullerton	4th	San Antonio
George Turner, UC Irvine	7th	Dallas
Joedy Gardner, Long Beach State	7th	Houston
Danny Tarkanian, UNLV	8th	San Antonio
Eric Booker, UNLV	8th	Utah
Paul Brozovich, UNLV	8th	Golden State
Frank Rodriguez, New Mexico State	10th	San Antonio
<b>1985</b>		
Richie Adams, UNLV	4th	Washington
Tony Neal, Cal State Fullerton	6th	LA Lakers
Ed Catchings, UNLV	7th	Dallas
Frank James, UNLV	7th	Detroit
<b>1986</b>		
Anthony Jones, UNLV	1st	Washington
Johnny Rogers, UC Irvine	2nd	Sacramento
Kevin Henderson, Cal State Fullerton	3rd	Cleveland
Tod Murphy, UC Irvine	3rd	Seattle
Conner Henry, UC Santa Barbara	4th	Houston
Kerry Boagni, Cal State Fullerton	5th	Utah
Gilbert Wilburn, New Mexico State	6th	Cleveland
John Flowers, UNLV	6th	Sacramento
Greg Grant, Utah State	6th	Detroit
<b>1987</b>		
Armon Gilliam, UNLV	1st	Phoenix
Freddie Banks, UNLV	2nd	Detroit
Brent Counts, Pacific	5th	Phoenix
Brian Vaughns, UC Santa Barbara	5th	Milwaukee
Kenny Travis, New Mexico State	5th	LA Lakers
Gary Graham, UNLV	6th	Indiana

Player, School	Rnd	Team
<b>1988</b>		
Ricky Berry, San Jose State	1st	Sacramento
Brian Shaw, UC Santa Barbara	1st	Boston
Morlon Wiley, Long Beach State	2nd	Dallas
Gerald Paddio, UNLV	3rd	Boston
<b>1990</b>		
Cedric Ceballos, Cal State Fullerton	2nd	Phoenix
<b>1991</b>		
Larry Johnson, UNLV	1st	Charlotte
Stacey Augmon, UNLV	1st	Atlanta
Greg Anthony, UNLV	1st	New York
George Ackles, UNLV	2nd	Miami
Randy Brown, New Mexico State	2nd	Sacramento
<b>1992</b>		
Elmore Spencer, UNLV	2nd	LA Clippers
<b>1993</b>		
+J.R. Rider, UNLV	1st (5)	Minnesota
Lucious Harris, Long Beach State	2nd	Dallas
Bryon Russell, Long Beach State	2nd	Utah
<b>1997</b>		
*James Cotton, Long Beach State	2nd	Denver
<b>1998</b>		
+Michael Olowokandi, Pacific	1st (1)	LA Clippers
<b>2000</b>		
*Kaniel Dickens, Idaho	2nd	Utah
<b>2004</b>		
Pape Sow, Cal State Fullerton	2nd	Miami
*Drafted as an underclassman.		
+Lottery pick		

# BIG WEST BASKETBALL TOURNAMENT

## 31th Annual Big West Men's Basketball Tournament March 8-11, 2006 • Anaheim Convention Center Arena • Anaheim, CA

The Big West Conference Men's and Women's Basketball Tournament returns to the Anaheim Convention Center Arena for the sixth consecutive year. All eight teams advance to this season's tournament at the Anaheim Convention Center, March 8-11. The first round games on Wednesday will include only teams seeded Nos. 5 to 8. Winners on Wednesday will advance to play teams seeded Nos. 3 and 4 on Thursday. Thursday's winners will meet teams seeded Nos. 1 and 2 in the semifinals on Friday. In each round, the highest seeded team playing that day will play the lowest remaining seeded team. The men's and women's tournament championship games will be on Saturday.

### Wednesday, March 8

Seed #5

**Gm 3**

6 p.m. PST

Seed #8

### Friday, March 10

Seed #1

**Gm 11**

6 p.m. PST  
KVMD-TV

Lowest Remaining Seed

### Saturday, March 12

**Gm 14**

### Thursday, March 9

Seed #3

**Gm 7**

6 p.m. PST  
KVMD-TV

Lowest Remaining Seed

Seed #4

**Gm 8**

\*8:30 p.m. PST  
KVMD-TV

Highest Remaining Seed



Seed #6

**Gm 4**

30 minutes after  
end of Game 3

Seed #7

Seed #2

**Gm 12**

\*8:30 p.m. PST  
KVMD-TV

Highest Remaining Seed

9 p.m. PST  
ESPN

### MEN'S BRACKET

### MEDIA INFORMATION

**Site:** Anaheim Convention Center Arena, Anaheim, CA  
**Capacity:** 7,734  
**Television:** ESPN • Saturday, March 11 • Championship Game

Requests for media credentials to the Big West Tournament must be made by the request form provided by the conference office or in writing on official letterhead of the respective media outlet. Priority will be given to: 1) certified media regularly covering Big West teams; 2) certified media filing from the scene; 3) certified media not filing from the scene.

**Tournament credentials will not be mailed out.** Instead, media will pick their credentials up at the media registration desk located at the arena. Parking passes will be mailed. For more information on credentials, call (949) 261-2525, or write the conference office at 2 Corporate Park, Suite 206, Irvine, CA, 92606, Attn: Mike Villamor.

### 2006 MEN'S TOURNAMENT SCHEDULE

#### Wednesday, March 8 - First Round

Seed No. 5 vs. Seed No. 8 6:00 pm PST  
\*Seed No. 6 vs. Seed No. 7 \*30 minutes after

#### Thursday, March 9 - Quarterfinals

Seed No. 3 vs. Lowest Seed Remaining 6:00 pm PST  
\*Seed No. 4 vs. Highest Seed Remaining \*30 minutes after

#### Friday, March 10 - Semifinals

Seed No. 1 vs. Lowest Seed Remaining 6:00 pm PST  
\*Seed No. 2 vs. Highest Seed Remaining \*30 minutes after

#### Saturday, March 11 - Championship

Championship Game (ESPN) 9:00 pm PST

\*30 minutes after the conclusion of the game in the previous session or 8:30 pm (PST), whichever time is later.

# COMPOSITE SCHEDULE

## Tuesday, November 1

#Maritime Academy at Cal Poly 7:00 pm  
#Cal Poly Pomona at UC Irvine 7:00 pm

## Thursday, November 3

#UC San Diego at UC Santa Barbara 7:00 pm  
#Cal State Los Angeles at Cal State Northridge 7:05 pm

## Saturday, November 5

#Redlands at UC Riverside 7:30 pm  
#Seattle University at Pacific 7:30 pm

## Tuesday, November 8

#Cal Baptist at Cal Poly 7:00 pm

## Wednesday, November 9

#Westmont at UC Santa Barbara 7:00 pm

## Thursday, November 10

<sup>1</sup>UC Irvine vs. George Mason 5:00 pm

## Friday, November 11

#Cal State Dominguez Hills at Cal State Northridge 7:05 pm  
#Cal State Stanislaus at Pacific 7:30 pm  
#Cal State Los Angeles at Long Beach State 7:35 pm  
<sup>1</sup>UC Irvine at Wake Forest/vs. Mississippi Valley State 5/7:30 pm

## Friday, November 18

UC San Diego at Cal Poly 7:00 pm  
San Francisco at UC Santa Barbara 7:00 pm  
Long Beach State at UNLV 7:30 pm  
Sonoma State at Pacific 7:30 pm

## Saturday, November 19

UC Irvine at Stanford 12:00 pm  
UC Riverside at Washington State 7:00 pm

## Sunday, November 20

San Jose State at Cal Poly 2:00 pm  
Hope International at Cal State Fullerton 2:05 pm  
<sup>2</sup>Pacific vs. Savannah State 5:00 pm  
UC Riverside at Portland 7:00 pm  
Cal State Northridge at USC TBA

## Monday, November 21

<sup>2</sup>Pacific vs. Bowie State 5:00 pm  
San Diego at UC Santa Barbara 7:00 pm  
Long Beach State at California 7:30 pm

## Tuesday, November 22

Santa Clara at UC Irvine 7:00 pm  
Tulsa at Cal State Northridge 7:05 pm  
<sup>2</sup>Pacific at Oregon 7:30 pm

## Wednesday, November 23

Fresno State at Cal Poly 7:00 pm  
Pepperdine at Cal State Fullerton 7:05 pm

## Friday, November 25

<sup>3</sup>Cal State Northridge vs. Northeastern TBA  
UC Santa Barbara at North Carolina (FSN South) 8:30 pm

## Saturday, November 26

<sup>4</sup>Cal State Northridge at California/vs. Northern Colorado TBA  
San Diego at UC Riverside 4:05 pm  
Pacific at Santa Clara 7:00 pm  
UC Irvine at Pepperdine (FSNW2) 7:30 pm

## Sunday, November 27

San Francisco State at Long Beach State 2:05 pm

## Monday, November 28

Cal State Fullerton at South Dakota State 7:00 pm  
Cal Poly at Stanford 7:00 pm  
UC Santa Barbara at Arizona State 7:00 pm

## Tuesday, November 29

Cal State Stanislaus at UC Irvine 7:00 pm

## Wednesday, November 30

Pacific at San Francisco 7:00 pm  
UC Riverside at USC 7:30 pm  
Cal State Fullerton at Kansas State (FSN Midwest) 8:00 pm  
Loyola Marymount at Long Beach State (FSNW) 8:05 pm

## Thursday, December 1

Hope International at Cal State Northridge 7:05 pm

## Saturday, December 3

Cal Poly at Colorado 7:00 pm  
Long Beach State at Portland 7:00 pm  
San Jose State at UC Irvine 7:00 pm  
UC Santa Barbara at Loyola Marymount 7:00 pm  
Nevada at Pacific 7:00 pm

## Sunday, December 4

Cal State Northridge at Eastern Washington 1:05 pm

## Monday, December 5

Long Beach State at Sacramento State 7:00 pm

## Tuesday, December 6

UC Riverside at San Diego 7:00 pm

## Wednesday, December 7

Cal State Northridge at Fresno State 7:00 pm  
Pepperdine at UC Santa Barbara 7:00 pm  
San Jose State at Pacific 7:00 pm

## Friday, December 9

<sup>4</sup>Cal State Fullerton vs. Chicago State 4:30 pm

## Saturday, December 10

San Jose State at Long Beach State 2:05 pm  
Cal Poly at Santa Clara 7:00 pm  
Eastern Washington at UC Riverside 7:05 pm  
Pacific at Western Kentucky TBA  
<sup>4</sup>Cal State Fullerton at San Francisco/vs. New Mexico St. 4:30/7 pm

## Friday, December 16

Cal State Stanislaus at Cal Poly 7:00 pm

## Saturday, December 17

UC Irvine at Colorado 7:00 pm  
UC Santa Barbara at San Diego State 7:00 pm  
Fresno State at Pacific 7:00 pm  
Illinois State at Cal State Northridge 7:05 pm  
Long Beach State at Pepperdine (FSNW2) 7:30 pm

## Monday, December 19

Montana at UC Riverside 7:05 pm

## Tuesday, December 20

Somona State at UC Santa Barbara 7:00 pm  
Pacific at UTEP 7:05 pm  
Cal Poly at Sacramento State 7:30 pm

## Wednesday, December 21

Cal State Fullerton at San Jose State 7:00 pm  
Puget Sound at UC Riverside 7:05 pm

## Thursday, December 22

Loyola-Chicago at UC Irvine 7:00 pm  
UMBC at Long Beach State 7:35 pm

## Friday, December 23

Cal Poly at Eastern Washington 7:00 pm  
UC Santa Barbara at Fresno State 7:00 pm

## Tuesday, December 27

<sup>5</sup>Cal State Fullerton vs. Texas-San Antonio 6:00 pm

## Wednesday, December 28

<sup>5</sup>Cal State Fullerton at Florida Int'l/vs. St. Bonaventure 6/8 pm  
<sup>6</sup>UC Riverside at Santa Clara 6:00 pm  
Portland at UC Santa Barbara 7:00 pm  
Cal State Northridge at Pepperdine 7:00 pm

## Thursday, December 29

<sup>6</sup>UC Riverside vs. Bucknell/Boston University 6:00/8:00 pm  
<sup>7</sup>UC Irvine vs. Arkansas-Monticello 5:00 pm  
Pacific at UC Davis 7:00 pm

## Friday, December 30

<sup>7</sup>UC Irvine at Wisconsin-Green Bay 7:30 pm  
Portland at Cal Poly 7:00 pm  
Fairfield at Cal State Northridge 7:05 pm  
Cornell at Long Beach State 7:35 pm

## Monday, January 2

<sup>\*</sup>Cal Poly at Cal State Fullerton 7:05 pm  
<sup>\*</sup>UC Santa Barbara at UC Riverside 7:05 pm  
UC Davis at Long Beach State 7:35 pm

## Tuesday, January 3

Texas A&M at Pacific 7:00 pm

## Wednesday, January 4

UC Davis at UC Irvine 2:00 pm  
<sup>\*</sup>Cal Poly at UC Riverside 7:05 pm  
<sup>\*</sup>UC Santa Barbara at Cal State Fullerton 7:05 pm

## Saturday, January 7

<sup>\*</sup>Long Beach State at UC Santa Barbara 2:00 pm  
<sup>\*</sup>UC Riverside at Pacific 3:00 pm  
<sup>\*</sup>UC Irvine at Cal Poly 4:00 pm  
<sup>\*</sup>Cal State Fullerton at Cal State Northridge 4:05 pm

## Monday, January 9

<sup>\*</sup>Long Beach State at Cal Poly 7:00 pm  
<sup>\*</sup>UC Irvine at UC Santa Barbara 7:00 pm  
<sup>\*</sup>UC Riverside at Cal State Northridge 7:05 pm  
<sup>\*</sup>Cal State Fullerton at Pacific (CSTV) 8:00 pm

## Friday, January 13

Cal Poly at UC Davis 7:00 pm  
<sup>\*</sup>Cal State Northridge at UC Irvine 7:00 pm  
<sup>\*</sup>Pacific at Long Beach State 7:35 pm

## Saturday, January 14

<sup>\*</sup>Cal State Fullerton at UC Riverside 4:05 pm

# COMPOSITE SCHEDULE

## Sunday, January 15

UC Santa Barbara at UC Davis	2:00 pm
*Pacific at UC Irvine	2:00 pm
*Cal State Northridge at Long Beach State	2:05 pm

## Thursday, January 19

*UC Irvine at UC Riverside (KVMD)	7:00 pm
*Long Beach State at Cal State Fullerton	7:05 pm
UC Davis at Cal State Northridge	7:05 pm

## Saturday, January 21

*UC Irvine at Cal State Fullerton	2:05 pm
UC Davis at Pacific	3:00 pm
*UC Santa Barbara at Cal Poly	4:00 pm
*Long Beach State at UC Riverside (FSNW2)	5:00 pm

## Wednesday, January 25

*Cal State Fullerton at UC Irvine (KVMD)	7:00 pm
--	---------

## Thursday, January 26

*Cal State Northridge at UC Santa Barbara	7:00 pm
*Pacific at Cal Poly	7:00 pm
UC Riverside at UC Davis	7:05 pm

## Saturday, January 28

Cal State Fullerton at UC Davis	2:00 pm
*Pacific at UC Santa Barbara (FSNW2)	4:00 pm
*Cal State Northridge at Cal Poly	4:00 pm
*UC Irvine at Long Beach State	5:05 pm

## Thursday, February 2

UC Davis at UC Santa Barbara	7:00 pm
*Long Beach State at Cal State Northridge (KVMD)	7:00 pm
*UC Irvine at Pacific	7:30 pm

## Saturday, February 4

*UC Riverside at Cal State Fullerton	2:05 pm
UC Davis at Cal Poly	4:00 pm
*UC Irvine at Cal State Northridge	4:05 pm
*Long Beach State at Pacific (FSNW2)	5:00 pm

## Thursday, February 9

*UC Santa Barbara at UC Irvine (KVMD)	7:00 pm
*Cal State Northridge at UC Riverside	7:05 pm
*Cal Poly at Long Beach State	7:35 pm
*Pacific at Cal State Fullerton (ESPN2)	8:00 pm

## Saturday, February 11

*Cal State Northridge at Cal State Fullerton	2:05 pm
*Pacific at UC Riverside	4:05 pm
*UC Santa Barbara at Long Beach State	5:35 pm
*Cal Poly at UC Irvine (FSNW2)	7:00 pm

## Tuesday, February 14

Cal State Northridge at UC Davis	7:00 pm
----------------------------------	---------

## Wednesday, February 15

*Cal Poly at UC Santa Barbara	7:00 pm
*UC Riverside at UC Irvine	7:00 pm
*Cal State Fullerton at Long Beach State	7:35 pm

## Wednesday, February 22

*Cal State Northridge at Pacific	7:00 pm
----------------------------------	---------

## Thursday, February 23

UC Irvine at UC Davis	7:00 pm
*Cal State Fullerton at UC Santa Barbara (KVMD)	7:00 pm
*UC Riverside at Cal Poly	7:00 pm

## Saturday, February 25

Long Beach State at UC Davis	2:00 pm
*UC Riverside at UC Santa Barbara	2:00 pm
*Pacific at Cal State Northridge (FSNW2)	3:00 pm
*Cal State Fullerton at Cal Poly	4:00 pm

## Thursday, March 2 (KVMD will televise one of three league games)

UC Davis at Cal State Fullerton	7:05 pm
*UC Santa Barbara at Pacific	7:00 pm
*Cal Poly at Cal State Northridge	7:05 pm
*UC Riverside at Long Beach State	7:35 pm

## Saturday, March 4 (FSNW2 will televise UCSB-CSUN or LBSU-UCI)

UC Davis at UC Riverside	4:05 pm
*Cal Poly at Pacific	3:00 pm
*UC Santa Barbara at Cal State Northridge	4:05 pm
*Long Beach State at UC Irvine	7:00 pm

## Sunday, March 5

South Dakota State at Cal State Fullerton	2:05 pm
---	---------

## Wednesday, March 8

Big West Tournament First Round	TBA
Anaheim Convention Center (Anaheim, CA)	

## Thursday, March 9

Big West Tournament Quarterfinals (KVMD)	TBA
Anaheim Convention Center (Anaheim, CA)	

## Friday, March 10

Big West Tournament Semifinals (KVMD)	TBA
Anaheim Convention Center (Anaheim, CA)	

## Saturday, March 11

Big West Tournament Championship (ESPN)	TBA
Anaheim Convention Center (Anaheim, CA)	

## Thursday, March 16 - Sunday, March 19

NCAA Tournament First and Second Rounds	TBA
---	-----

## Thursday, March 23 - Sunday, March 26

NCAA Regionals	TBA
----------------	-----

## Saturday, April 1 & Monday, April 3

NCAA Final Four (San Antonio, TX)	TBA
-----------------------------------	-----

## TOURNAMENT KEY

- Coaches vs. Cancer Classic (Winston-Salem, NC)*  
UC Irvine, George Mason, Wake Forest, Mississippi Valley State
- Hispanic College Fund Tournament (Eugene, OR)*  
Pacific, Savannah State, Tennessee Tech, Oregon
- Golden Bear Classic (Berkeley, CA)*  
Cal State Northridge, Northeastern, California, Northern Colorado
- San Francisco Invitational (San Francisco, CA)*  
Cal State Fullerton, Chicago State, San Francisco, New Mexico State
- Florida International Tournament (Miami, FL)*  
Cal State Fullerton, Texas-San Antonio, Florida International, St. Bonaventure
- Cable Car Classic (San Jose, CA)*  
UC Riverside, Santa Clara, Bucknell, Boston University
- Oneida Classic (Green Bay, WI)*  
UC Irvine, Arkansas-Monticello, Wisconsin-Green Bay

### #Exhibition

\*Big West Conference game  
Big West teams in bold  
All Times Local To Site

# BIG WEST NEWS & NOTES

## MAJORITY OF STARTERS RETURN

Big West rosters feature 21 returning starters among 57 letterwinners to start out the 2005-06 season. UC Irvine and UC Santa Barbara lead all conference teams with four returning starters apiece, while the Gauchos also bring back the most letterwinners with nine. Two-time defending regular season champion Pacific is one of two schools to welcome back just one starter, but that player is Christian Maraker, who has earned first team all-conference accolades twice.

## RETURNING STARTERS & LETTERWINNERS

School	Fr.	So.	Jr.	Sr.	Starters	Letterwinners
CP	6	4	3	2	1	7
CSF	4	2	6	5	3	6
CSUN	6	3	6	1	3	7
LBSU	3	0	12	3	3	8
UCI	3	3	3	6	4	8
UCR	7	3	1	5	2	7
UCSB	4	5	1	5	4	9
PAC	5	0	5	4	1	5

## THE GOLDEN STATE

During the 1999-2000 season, the Big West was comprised of 12 schools spread out over six western states. The schools were divided into two, six-team divisions. How times change. In 2005-06, the Big West ushers in a new era in its 37th year of operation, featuring a collection of schools from the "Golden State" of California. Cal Poly, Cal State Fullerton, Cal State Northridge, Long Beach State, UC Irvine, UC Riverside, UC Santa Barbara and Pacific will compete in a single division eight-team league with everyone advancing to the conference tournament at the Anaheim Convention Center in March. In the regular season, each school will play a double round-robin schedule for a total of 14 games.

**WAVING GOODBYE TO IDAHO, UTAH STATE**  
Idaho and Utah State completed their final season of Big West affiliation in 2004-05 before departing for the Western Athletic Conference. The Vandals went 8-22 overall and finished in eighth place in the Big West. The Aggies posted a 24-8 record, finished second in conference play and won the Big West Tournament.

## AND THE NINTH SHALL COME

Looming on the horizon is a ninth Big West member in northern California school UC Davis. The Aggies are entering the third year of a four-year NCAA mandated period for schools wishing to reclassify from Division II to the Division I level. UCD officially joins the Big West in 2007-08. In the meantime, UCD is getting acquainted with its future conference brethren, playing the same 14-game round-robin schedule as everyone else. The difference is that those games do not count in the conference standings or conference stats.

## PACIFIC TRIES TO KEEP STREAK GOING

Pacific became the first Big West school since the early 1990's to win an NCAA Tournament game in consecutive seasons, toppling Big East foes on both occasions (Providence in 2004, Pittsburgh in 2005). The Tigers earned national recognition last season with a long stint in the top 25, including a final ranking of No. 22 in the *Associated Press* poll. And then there's the streak. Pacific has won 31 consecutive games in conference play and last tasted defeat on January 15, 2004 against Utah State on the road. The Tigers begin conference action favorably this season with their first three contests at home, the opener being Cal State Northridge on January 4.

## PLAYER OF THE YEAR CANDIDATE

The centerpiece of the 2005-06 edition of Pacific men's basketball is without question **Christian Maraker**. He is the only returning player from the All-Big West First Team after averaging 13.1 points and 6.1 rebounds per game last year. He also earned United States Basketball Writers Association All-District 9 honors and was named a CollegeInsider.com Mid-Major All-American. The 6-9 senior forward from Varberg, Sweden ranks 17th all-time at Pacific with 1,103 points.

## THOMASON NEARS MILESTONE

The dean of Big West head coaches is Pacific's **Bob Thomason**, who enters his 18th season on the campus with a record of 286-213. The all-time winningest coach in school history, he stands just 14 wins away from reaching a milestone 300th. Thomason has guided the Tigers to 52 victories over the last two seasons, capturing back-to-back Big West Coach of the Year honors. Thomason led Pacific to an 18-0 mark in league play last season, just the eighth team in Big West history to go unscathed. In addition, he was honored as the USBWA District 9 Coach of the Year.

## NEW COACH, NEW SYSTEM

**David Spencer** makes his collegiate head coaching debut with UC Riverside, replacing longtime mentor John Masi. Points will not be in short supply under Spencer's philosophy, which will be to run, run and run some more. He plans to implement a style of play that resembles the uptempo Loyola Marymount teams of the late eighties and early nineties, teams that oftentimes scored in the hundreds.

## TITANIC EXPECTATIONS

Success came quickly for **Bob Burton** and his Cal State Fullerton program, and suddenly the Titans are one of the teams to beat in the Big West after many seasons of struggle under previous regimes. In just Burton's second year at the helm, Fullerton went 21-11 and advance to the second round of the National Invitation Tournament. It was the first 20-win season in 22 years. CSF defeated Oregon State and San Francisco on the road in NIT action with an undersized yet athletic lineup. They are not related by family lineage, but the play of **Bobby Brown** and **Jamaal Brown** will have a strong relation to any success the Titans enjoy in 2005-06. Bobby is the Big West's top returning scorer (16.8 ppg) and Jamaal the top returning rebounder (7.6 rpg).

## HIGHLIGHTING THE SCHEDULE

UC Santa Barbara's matchup with defending national champion North Carolina on Nov. 25 highlights a tough non-conference slate of games for Big West teams this season.

Here is a glance at notable non-conference games:

- Nov. 18 - Long Beach State at UNLV
- Nov. 18 - UC Riverside at Washington State
- Nov. 19 - UC Irvine at Stanford
- Nov. 20 - Cal State Northridge at USC
- Nov. 21 - Long Beach State at California
- Nov. 22 - Pacific at Oregon
- Nov. 22 - Tulsa at Cal State Northridge
- Nov. 23 - Fresno State at Cal Poly
- Nov. 25 - UC Santa Barbara at North Carolina
- Nov. 28 - UC Santa Barbara at Arizona State
- Nov. 28 - Cal Poly at Stanford
- Nov. 30 - Cal State Fullerton at Kansas State
- Nov. 30 - UC Riverside at USC
- Dec. 3 - Cal Poly at Colorado
- Dec. 3 - Nevada at Pacific
- Dec. 7 - Cal State Northridge at Fresno State
- Dec. 17 - UC Irvine at Colorado
- Dec. 17 - Fresno State at Pacific
- Dec. 20 - Pacific at UTEP
- Jan. 3 - Texas A&M at Pacific

## RETURNING STATISTICAL LEADERS

The Big West features several returning players who placed at or near the top of conference statistical categories in 2004-05. A list of the top returnees are listed below (based on top 10 in all categories).

### Scoring

Rk	Player	Team	Pts.	PPG
3.	Bobby Brown	Cal State Fullerton	538	16.8
9.	Christian Maraker	Pacific	407	13.1

### Rebounding

Rk	Player	Team	Reb.	RPG
3.	Jamaal Brown	Cal State Fullerton	206	7.6
6.	Onye Ibekwe	Long Beach State	150	6.2
9.	Christian Maraker	Pacific	190	6.1

### Assists

Rk	Player	Team	Ast.	APG
1.	Aaron Fitzgerald	UC Irvine	152	5.24
3.	Bobby Brown	Cal State Fullerton	149	4.66
6.	Kevin Houston	Long Beach State	98	3.27
9.	Jeff Gloger	UC Irvine	91	3.14

### Field Goal Percentage

Rk	Player	Team	Pct.
6.	Christian Maraker	Pacific	.509
7.	Jamaal Brown	Cal State Fullerton	.496

### Free Throw Percentage

Rk	Player	Team	Pct.
3.	Bobby Brown	Cal State Fullerton	.827
4.	Christian Maraker	Pacific	.825
7.	Alex Harris	UC Santa Barbara	.765
8.	Aaron Fitzgerald	UC Irvine	.753
9.	Jonathan Heard	Cal State Northridge	.745

### Three-Point Field Goal Percentage

Rk	Player	Team	Pct.
2.	Ross Schraeder	UC Irvine	.439
5.	Derek Rasp	UC Santa Barbara	.405
8.	Jibril Hodges	Long Beach State	.376
9.	Larry Cunningham	UC Riverside	.375

### Blocked Shots

Rk	Player	Team	Blk.	BPG
1.	Glenn Turner	UC Santa Barbara	42	1.45
10.	Justin Burns	Cal State Fullerton	19	0.66

### Steals

Rk	Player	Team	St.	SPG
6.	Josh Davis	UC Santa Barbara	42	1.45
8.	Bobby Brown	Cal State Fullerton	42	1.31
10.	Jibril Hodges	Long Beach State	35	1.17

## INTERNATIONAL CONNECTION

Below is a list of eight Big West players who hail from outside the United States. Four of them have played at least one season in the conference. The newest additions are Tom Garlepp, a freshman from Perth, Australia, and Chidi Ajufu

School	Player	Country
UC Irvine	Nic Campbell	Australia
	Wolfgang Gieler	Germany
	Adam Metelski	Poland
UC Riverside	Benoit Bekono	Cameroon
	Klaus Schille	Germany
UC Santa Barbara	Chidi Ajufu	England
	Tom Garlepp	Australia
Pacific	Christian Maraker	Sweden

## OH BEHAVE

Starring at a nearby arena this season is...Austin Powers? No not the character movie fans have come to know over the years. Cal State Northridge freshman **Austen Powers**, a 6-8 forward/center from Glendale, Ariz., hopes to provide Matador fans with an extra dose of mojo.

# BIG WEST NEWS & NOTES

## BIG WEST FEATURES 22-GAME TELEVISION SCHEDULE

Twenty-two games, including six from the post-season tournament at the Anaheim Convention Center, will be featured in the 2006 Big West Conference basketball television package.

The package, which tips off in early January, includes eight Saturday games on FSN West 2 and one regular season contest on both College Sports Television (CSTV) and ESPN2. It also will showcase seven regular season mid-week games on over-the-air station KVMD in the Southern California market.

A new element being utilized for the first time this season is a flexible schedule the final week of the season that will allow the conference and its partners to select the most compelling contests only a few weeks in advance.

The amount of television exposure the conference is to receive this season could also grow thanks to the Big West's involvement in ESPN's Bracket Buster Saturday event on February 18. For the fourth consecutive year, the Big West will be involved in this special event, but 2006 will be the first in which all conference members will be entered into the pool of candidates for the televised games.

The 2006 schedule has also been expanded to include two regular season women's games joining the Big West Women's Basketball Tournament championship game on television. On Thursday, Feb. 16, the UC Riverside women's game at Cal State Northridge will be broadcast on KVMD to be followed that Saturday, Feb. 18, by the Long Beach State at UC Santa Barbara women's game on FSN West 2.

Pacific's return game to Cal State Fullerton on Thursday, Feb. 9 will also be aired nationwide at 8 p.m. (PST) on ESPN2. Coach Bob Burton's Titans, who advanced to the third round of last year's National Invitation Tournament, will appear four times in the television package.

The schedule of televised games will culminate March 9-11 at the 31st Annual Big West Basketball Tournament at the Anaheim Convention Center. KVMD will televise the men's tournament's quarterfinal and semifinal games, while FSN West 2 will carry the women's championship game and ESPN will air the men's title contest.

## BIG WEST TELEVISION SCHEDULE ESPN/FSNW2/KVMD-TV/CSTV

Date	Day	Game	Local Time
Jan. 9	Mon.	Cal State Fullerton @ Pacific (CSTV)	8:00 pm
Jan. 19	Thr.	UC Irvine @ UC Riverside (KVMD)	7:00 pm
Jan. 21	Sat.	Long Beach State @ UC Riverside (FSNW2)	5:00 pm
Jan. 25	Wed.	Cal State Fullerton @ UC Irvine (KVMD)	7:00 pm
Jan. 28	Sat.	Pacific @ UC Santa Barbara (FSNW2)	4:00 pm
Feb. 2	Thr.	Long Beach State @ Cal State Northridge (KVMD)	7:00 pm
Feb. 4	Sat.	Long Beach State @ Pacific (FSNW2)	5:00 pm
Feb. 9	Thr.	UC Santa Barbara @ UC Irvine (KVMD)	7:00 pm
	Thr.	Pacific @ Cal State Fullerton (ESPN2)	8:00 pm
Feb. 11	Sat.	Cal Poly @ UC Irvine (FSNW2)	7:00 pm
Feb. 16	Thr.	*UC Riverside @ Cal State Northridge (KVMD)	7:00 pm
Feb. 18	Sat.	*Long Beach State @ UC Santa Barbara (FSNW2)	5:00 pm
Feb. 23	Thr.	Cal State Fullerton @ UC Santa Barbara (KVMD)	7:00 pm
Feb. 25	Sat.	Pacific @ Cal State Northridge (FSNW2)	3:00 pm
Mar. 2	Thr.	Best Game Among (KVMD): UC Riverside @ Long Beach State UC Santa Barbara @ Pacific Cal Poly @ Cal State Northridge	7:00 pm 7:00 pm 7:00 pm
Mar. 4	Sat.	Best Game Among (FSNW2) Long Beach State @ UC Irvine UC Santa Barbara @ Cal State Northridge	5:00 pm 5:00 pm
Mar. 9	Thr.	Big West Tourney Men's Quarterfinals (KVMD)	6 & 8:30 pm
Mar. 10	Fri.	Big West Tourney Men's Semifinals (KVMD)	6 & 8:30 pm
Mar. 11	Sat.	Big West Tournament Women's Finals (FSNW2)	1:00 pm
Mar. 11	Sat.	Big West Tournament Men's Finals (ESPN)	9:00 pm

## NON-CONFERENCE TELEVISED GAMES ON SELECTED NETWORKS

Date	Day	Matchup	Local Time
Nov. 25	Fri.	UC Santa Barbara @ North Carolina (FSN South)	8:30 pm
Nov. 26	Sat.	UC Irvine @ Pepperdine (FSNW2)	7:30 pm
Nov. 30	Wed.	Cal State Fullerton @ Kansas State (FSN Midwest)	7:30 pm
Nov. 30	Wed.	Loyola Marymount @ Long Beach State (FSNW)	8:05 pm
Dec. 17	Sat.	Long Beach State @ Pepperdine (FSNW2)	7:30 pm

## BATTLE OF THE BACKCOURTS

Backcourt matchups will be one of the highlights of the 2005-06 season as all but one Big West team boast veteran guards in their starting lineups. Pacific seniors **Mike Webb** and **Johnny Gray** own the team-highs in three-point percentage and threes per game, respectively, and also have an NCAA Tournament first-round win tucked under their belts. UC Irvine's **Ross Schraeder**, 11th in the nation in three-point percentage, and **Aaron Fitzgerald**, who led the conference in assists per game return for their senior seasons. UC Santa Barbara seniors **Josh Davis**, who started in every game, and **Cecil Brown**, who returns to the lineup after suffering knee and ankle injuries last season, will be at the helm of the Gaucho offense. Long Beach State's **Jibril Hodges** was eighth in three-point percentage and 10th in scoring in the Big West. Cal State Fullerton enjoyed one of its most successful seasons in school history last year and will put the ball in the hands of junior **Bobby Brown**, who was second in the Big West in threes made per game and third in assists. Cal State Northridge sophomore **Jonathan Heard** was ninth in the Big West in free throw percentage but will be joined by talented junior redshirt **Mike Efevberha**, who spent two years in the Anteater program.

## BIG WEST TEAMS PACK UP FOR PAC-10 TRAVELS

Five conference teams had to pack their bags to play Pac-10 opponents in 2004-05 and the trend continues in 2005-06 as seven teams will take their show on the road for Pac-10 showdowns. Cal Poly and UC Irvine will face Stanford while UC Riverside and Cal State Northridge both take on USC. The Matadors could draw California at the Golden Bear Classic while a matchup with the Golden Bears is a sure thing for Long Beach State. UC Santa Barbara travels to Arizona State and Pacific will make a trip up to Eugene to meet Oregon.

## TOP 25

Several Big West teams muscled their way into the Top 25 in the NCAA rankings last season. Cal State Northridge held top billing with a No. 2 ranking in steals per game, but lost its steal leader, Ian Boylan, to graduation. Pacific was seventh in the nation in field goal percentage and retains the services of senior **Christian Maraker**, who shot 51 percent. The Tigers also held the No. 20 spot in free-throw percentage while Cal Poly was close behind at 23rd. Both programs are without their top free throw shooters, but Maraker and the Mustangs' **Dawin Whiten** return after hitting at 83 and 82 percent clips, respectively.

## BOARDING IT UP

Four of eight teams will not have their top rebounders back in the fold in 2005-06, leaving the rebounding title up for grabs. Long Beach State's **Onye Ibekwe** returns as its squad's top rebounder, hauling down 6.2 boards per game last season. However, he will have to contend with Cal State Fullerton senior **Jamaal Brown** for a shot at the crown as the senior forward pulled down 7.6 rebounds last season. Also returning from the conference's top 15 last season are UC Riverside's **Steve Williams** (5.2), UC Irvine's **Jeff Gloger** (5.0) and Long Beach State's **Shawn Hawkins** (5.0).

## DOWNTOWN LOOKS CROWDED

Trey-town should see quite a bit of action this season as seven of the top 10 distance shooters in the conference return. UC Irvine senior **Ross Schraeder** led the league in three-pointers made, but Bobby Brown and Jermaine Harper give Cal State Fullerton a double dose of perimeter threats. **Jibril Hodges**, who was fourth in three-pointers made last season, will be in the mix for Long Beach State while UC Riverside's **Rickey Porter** and **Larry Cunningham** and Cal Poly's **Dawin Whiten** bring their talented abilities back for another season.

## PRESEASON ALL-CONFERENCE TEAMS

### Athlon Sports

**1st Team**  
Christian Maraker, Pacific - MVP  
Bobby Brown, Cal State Fullerton  
Calvin Chitwood, Cal State Northridge  
Larry Cunningham, UC Riverside  
Dawin Whiten, Cal Poly

### Street & Smith's Sports

**1st Team**  
Bobby Brown, Cal State Fullerton  
Christian Maraker, Pacific  
Jibril Hodges, Long Beach State  
Josh Davis, UC Santa Barbara  
Calvin Chitwood, Cal State Northridge

### The Sporting News

**1st Team**  
Christian Maraker, Pacific - MVP  
Jibril Hodges, Long Beach State  
Bobby Brown, Cal State Fullerton  
Jamaal Brown, Cal State Fullerton  
Thomas Shewmake, Cal State Northridge

### Lindy's

**1st Team**  
Christian Maraker, Pacific - MVP  
Jibril Hodges, Long Beach State  
Bobby Brown, Cal State Fullerton  
Aaron Fitzgerald, UC Irvine  
Jamaal Brown, Cal State Fullerton

# EIGHT BIG WEST CONFERENCE SCHOOLS WILL PARTICIPATE IN THE FOURTH ANNUAL






An event-record 100 teams -- representing 18 collegiate athletic conferences -- will compete to appear in the ESPN-created event, with the entire BRACKET BUSTER SERIES slate of matchups to be announced in late January. UC Irvine, Pacific, UC Riverside and Cal State Fullerton will serve as host schools, while Cal Poly, Long Beach State, Cal State Northridge and UC Santa Barbara will play on the road.

Of the 50 games, a total of 11 will be televised, with six contests on ESPN or ESPN2. An additional five games will be aired on ESPNU -- ESPN's collegiate sports network which launched on March 4, 2005. Please consult your local listings for start times.

Since the event's inception in 2003, the Big West Conference has posted a three-year record of 2-2, including wins by both of last year's representatives Pacific and Cal State Northridge. The Big West enjoyed great success in its first-ever appearance on an ESPN Bracket Buster-branded game (a contest aired on the TV package) when 19th-ranked Pacific defeated UTEP 73-66 in front of a sellout crowd at the Spanos Center. The Pacific-UTEP game was the featured matchup of the event, the only game broadcast on ESPN. Cal State Northridge also knocked off Fairfield in a non-televised road contest.

**HOME TEAMS:** UC Irvine, Pacific, UC Riverside, Cal State Fullerton, Bradley, Creighton, Evansville, UNI, Southern Illinois, Wichita State, Montana, Montana State, Winthrop, Drexel, Hofstra, Northeastern, Old Dominion, Virginia Commonwealth, Cleveland State, Detroit, UW-Green Bay, Canisius, Iona, Loyola (Ill.), Loyola (Md.), UW-Milwaukee, Manhattan, Saint Peter's, Ball State, Bowling Green, Central Michigan, Kent State, Miami, Ohio, Western Michigan, Valparaiso, Austin Peay, Eastern Illinois, Eastern Kentucky, Jacksonville State, Murray State, College of Charleston, Louisiana-Lafayette, Western Kentucky, St. Mary's (Cal.), Boise State, Hawai'i, Nevada, San Jose State and Utah State.

**AWAY TEAMS:** Cal Poly, Long Beach State, Cal State Northridge, UC Santa Barbara, Drake, Illinois State, Indiana State, Missouri State, Albany, Vermont, Northern Arizona, Eastern Washington, High Point, UNC Asheville, Delaware, George Mason, Georgia State, Butler, Illinois-Chicago, Wright State, Youngstown State, Fairfield, Marist, Niagara, Rider, Siena, Akron, Buffalo, Eastern Michigan, Northern Illinois, Toledo, Oral Roberts, Fairleigh Dickinson, Morehead State, Samford, Southeast Missouri State, Tennessee-Martin, Tennessee State, Tennessee Tech, Bucknell, North Carolina-Greensboro, Stephen F. Austin, Northwestern State, Arkansas State, New Orleans, Santa Clara, Fresno State, Idaho, Louisiana Tech and New Mexico State.





# **BIG WEST** CONFERENCE

## **THE TEAMS**

2005-06 MEDIA GUIDE



# CAL POLY MUSTANGS

## CP NOTES

• Cal Poly is coming off a difficult 5-22 season in which it missed qualifying for the Big West Tournament after three straight appearances. The five wins were the fewest for the program since a 1-26 showing in 1994-95, the first season Cal Poly competed at the Division I level.

• The Mustangs are led by talented sophomore guard **Dawin Whiten**. He led the Mustangs with 11.4 points per game and ranked eighth in the Big West in three-pointers made (1.77 pg). Whiten had a career-high 29 points against Utah and led the team in scoring on seven occasions. Whiten was a member of the Big West All-Freshman Team.


• Whiten eclipsed the 20-point mark three times in the first 16 games of his career, but failed to do so in the final 11 games. Whiten led his team in scoring seven times in 2004-05.

• After the return of Whiten, there is a significant drop off in terms of returning offensive production. The next six top scorers from last season are gone either by way of graduation, injury or leaving the team.

• The Mustangs will receive a boost with the presence of 6-8 senior forward **Gabe Stephenson**. A transfer who played three seasons at Cornell, Stephenson averaged 6.6 points and 6.6 rebounds per game during the 2003-04 campaign. Of his 165 rebounds, 84 came on the offensive end. He also had 11 blocked shots and 16 steals while starting 23 of 25 games. Stephenson sat out last season due to NCAA transfer rules.

• Cal Poly beefed up its frontline with the signings of 6-9 freshman center **Coby Leavitt** and 6-7 freshman forward **Titus Shelton**.

• Junior **Joe Henry** might help shore up rebounding deficiencies for Cal Poly, which finished next-to-last in rebounding margin (-3.0). The 6-7 forward grabbed six or more boards in five of his last seven games.



## QUICK FACTS

Location: ..... San Luis Obispo, CA  
 Enrollment: ..... 17,500  
 Founded: ..... 1901  
 Colors: ..... Forest Green & Gold  
 Nickname: ..... Mustangs  
 Arena (Capacity): ..... Mott Gymnasium (3,032)

President: ..... Dr. Warren J. Baker  
 Athletic Director: ..... Alison Cone  
 Senior Woman Administrator: ..... Barbara Martinez  
 Men's Basketball SID: ..... Brian Thurmond  
 Phone: ..... (805) 756-2410  
 Fax: ..... (805) 756-2650  
 Email Address: ..... bthurmon@calpoly.edu  
 Website Address: ..... www.GoPoly.com

Head Coach: ..... Kevin Bromley  
 Career Record: ..... 51-76 (5 years)  
 Record at CP: ..... 51-76 (5 years)  
 Alma Mater: ..... Colorado State (1983)  
 Assistant Coach: ..... Tim Murphy  
 Assistant Coach: ..... Bob Lowe  
 Assistant Coach: ..... Justin Hutson

Letterwinners Returning/Lost: ..... 7/8  
 Starters Returning/Lost: ..... 1/4  
 Newcomers: ..... 8  
 2004-05 Record: ..... 5-22  
 2004-05 Big West Record: ..... 3-15 (10th)

## 2005-06 ROSTER

NO.	PLAYER	POS	HT	WT	YR-EXP	HOMETOWN/LAST SCHOOL
0	Trae Clark	G	5-11	170	Fr.-HS	Fremont, CA/Newark Memorial HS
2	Dawin Whiten	G	6-3	205	So.-1V	North Hills, CA/Monroe HS
3	Clayton Osborn	G	6-1	185	So.-JC	Salt Lake City, UT/College of Southern Idaho
10	Chaz Thomas	G	6-0	175	Fr.-HS	Daly City, CA/Serra HS
11	Joe Henry	F	6-7	230	Jr.-2V	Santa Rosa, CA/Cardinal Newman HS
13	Rick Higgins	G	6-1	165	Fr.-HS	Danville, CA/Monte Vista HS
15	Gabe Stephenson	F	6-8	230	Sr.-TR	Littleton, CO/Cornell
20	RJ Soggi	G	6-0	185	Sr.-3V	San Juan Capistrano, CA/Santa Margarita HS
22	Tyler McGinn	F	6-6	200	Jr.-2V	Gilbert, AZ/Mesquite HS
25	Derek Stockalper	G/F	6-5	220	Jr.-1V	Carlsbad, CA/Mira Costa College
35	Titus Shelton	F	6-7	240	Fr.-HS	Fresno, CA/San Joaquin Memorial HS
41	Coby Leavitt	C	6-9	210	Fr.-HS	Ivins, UT/Snow Canyon HS
43	John Manley	F	6-8	225	So.-1V	Minnetonka, MN/Minnetonka HS
44	Travis Busch	G	6-4	175	Fr.-HS	Minneapolis, MN/Mounds View HS
45	Zach Thurow	C	6-9	290	So.-1V	Minneapolis, MN/South HS

## MUSTANGS BY CLASS

Seniors: 2  
 Juniors: 3  
 Sophomores: 4  
 Freshmen: 6

3 Yr Exp - 1  
 2 Yr Exp - 2  
 1 Yr Exp - 4  
 HS Exp - 6  
 JC Exp - 1  
 Transfers - 1

## CAL POLY STAFF



Dr. Warren J. Baker  
 President



Alison Cone  
 Athletic Director



Barbara Martinez  
 Senior Woman Administrator



Brian Thurmond  
 Sports Information Director

# CAL POLY MUSTANGS

## MUSTANG Players To Watch



Henry stepped into the lineup and provided solid production after not playing in the team's first eight games...averaged 4.9 points and 3.7 rebounds per game, making nine starts in 19 games played...accumu-

lated 42 boards over the final seven games...shot at a 56.3 (27-of-48) percent clip from the floor...made 73.5 (36-of-49) percent of his free throw attempts...scored a career-high 18 points on the road versus Cal State Fullerton, making 10-of-11 attempts from the charity stripe.



Whiten led the team with 11.4 points per game in 2004-05...canned a team-high 46 three-pointers and ranked eighth in the Big West with 1.77 threes made per game...played in 26 out of 27 games,

making 16 starts...accurate free throw shooter connected at an .822 (37-of-45) clip...scored a career-high 29 points against Utah (Dec. 22)...needs to tone down his turnover total after committing 78 miscues against only 43 assists.

### CAREER STATS

Season	GP-GS	FG%	FT%	PTS	PPG	REB	RPG
2003-04	5-0	0.0	0.0	0	0.0	1	0.2
2004-05	19-9	56.3	73.5	93	4.9	70	3.7
Career	24-9	55.1	73.5	93	3.9	71	3.0

### CAREER STATS

Season	GP-GS	FG%	FT%	PTS	PPG	REB	RPG
2004-05	26-18	41.8	82.2	297	11.4	60	2.3
Career	26-18	41.8	82.2	297	11.4	60	2.3

## 2005-06 SCHEDULE

Date	Day	Opponent	Time
11/1	Tue.	#MARITIME ACADEMY	7:00 pm
11/8	Tue.	#CAL BAPTIST	7:00 pm
11/18	Fri.	UC SAN DIEGO	7:00 pm
11/20	Sun.	SAN JOSE STATE	2:00 pm
11/23	Wed.	FRESNO STATE	7:00 pm
11/28	Mon.	at Stanford	7:00 pm
12/3	Sat.	at Colorado	6:00 pm
12/10	Sat.	at Santa Clara	7:00 pm
12/16	Fri.	CAL STATE STANISLAUS	7:00 pm
12/20	Tue.	at Sacramento State	7:30 pm
12/23	Fri.	at Eastern Washington	7:00 pm
12/30	Fri.	PORTLAND	7:00 pm
1/2	Mon.	*at Cal State Fullerton	7:00 pm
1/4	Wed.	*at UC Riverside	7:00 pm
1/7	Sat.	*UC IRVINE	4:00 pm
1/9	Mon.	*LONG BEACH STATE	7:00 pm
1/13	Fri.	at UC Davis	7:00 pm
1/21	Sat.	*UC SANTA BARBARA	4:00 pm
1/26	Thr.	*PACIFIC	7:00 pm
1/28	Sat.	*CAL STATE NORTHRIDGE	4:00 pm
2/4	Sat.	UC DAVIS	4:30 pm
2/9	Thr.	*at Long Beach State	7:35 pm
2/11	Sat.	*at UC Irvine (FSNW2)	7:00 pm
2/15	Wed.	*at UC Santa Barbara	7:00 pm
2/18	Sat.	at ESPN Bracket Busters	TBA
2/23	Thr.	*UC RIVERSIDE	7:00 pm
2/25	Sat.	*CAL STATE FULLERTON	4:00 pm
3/2	Thr.	*at Cal State Northridge	7:00 pm
3/4	Sat.	*at Pacific	3:00 pm
3/8-11	Wed.-Sat.	Big West Tournament (Anaheim, CA)	TBA

#Exhibition  
\*Big West game

Home games in bold CAPS  
All Times are Pacific

## 2004-05 RESULTS (5-22, 3-15)

Date	Opponent	Score	High Scorer(s)
11/22	Eastern Washington	L, 61-76	Johnson (11)
11/27	at Portland State	L, 63-80	Lisina (19)
11/29	at Portland	L, 65-93	Titchenal (13)
12/4	at San Jose State	L, 50-69	McGinn (12)
12/12	Santa Clara	W, 98-89	Whiten (26)
12/18	Dominican	W, 86-63	Enzweiler (16)
12/22	Utah	L, 76-92	Whiten (29)
12/28	*UC Irvine	L, 75-85	Johnson (18)
12/30	*Long Beach State	W, 68-62	Enzweiler (16)
1/2	*at Pacific	L, 62-83	Whiten (17)
1/6	*at Idaho	L, 67-84	Titchenal (16)
1/8	*at Utah State	L, 65-76	Whiten (18)
1/13	*at UC Santa Barbara	L, 56-76	Sampson (11)
1/17	UC Davis	L, 56-79	Titchenal (10)
1/20	*Pacific	L, 78-90	Haskins (20)
1/22	*Cal State Northridge (Fox)	L, 73-81	Whiten (22)
1/27	*at Cal State Fullerton	L, 69-92	Henry (18)
1/29	*at UC Riverside	W, 90-81	Johnson, Enzweiler (20)
2/3	*Utah State	L, 57-81	Haskins (12)
2/5	*Idaho	L, 63-75	Finnegan (16)
2/12	at UC Davis	L, 65-85	Titchenal (20)
2/16	*at Cal State Northridge	L, 65-88	Titchenal (15)
2/19	*UC Santa Barbara	L, 66-78	Titchenal (26)
2/24	*UC Riverside	W, 83-61	Jones (22)
2/26	*Cal State Fullerton	L, 76-78	Titchenal (20)
3/3	*at Long Beach State (KVMD)	L, 52-71	Whiten (18)
3/5	*at UC Irvine	L, 49-79	Whiten (14)

\*Big West Conference game  
Home games in bold

# CAL POLY MUSTANGS

## 2004-05 Statistics

No.	Player	G-GS	Min - Avg	FG-FGA	Pct	3P-3PA	Pct	FT-FTA	Pct	Off-Def	Tot-Avg	PF-FD	AT	TO	BS	ST	Pts - Avg
02	Whiten, Dawin	26-18	616-23.7	107-256	.418	46-124	.371	37-45	.822	14-46	60-2.3	64-2	43	78	1	17	297-11.4
24	Titchenal, Mike	26-11	615-23.7	86-187	.460	20-58	.345	67-77	.870	32-89	121-4.7	72-1	10	30	6	13	259-10.0
04	Jones, Glenn	24-14	502-20.9	59-151	.391	33-79	.418	26-33	.788	9-27	36-1.5	29-0	35	49	0	22	177-7.4
34	Haskins, Andrew	23-18	513-22.3	60-157	.382	12-35	.343	32-51	.627	19-45	64-2.8	50-1	24	53	4	34	164-7.1
01	Enzweiler, Nick	27-18	652-24.1	60-146	.411	41-113	.363	31-36	.861	16-84	100-3.7	72-3	64	59	20	17	192-7.1
33	Johnson, Phil	24-17	468-19.5	62-121	.512	0-0	.000	43-64	.672	27-69	96-4.0	68-4	8	39	25	13	167-7.0
05	Lisinac, Vladimir	22-7	282-12.8	49-97	.505	1-5	.200	29-46	.630	23-24	47-2.1	39-1	4	19	4	8	128-5.8
25	Stockalper, Derek	4-4	95-23.8	8-22	.364	1-9	.111	5-6	.833	9-16	25-6.3	7-0	6	13	0	2	22-5.5
21	Finnegan, Lew	26-4	437-16.8	44-106	.415	11-34	.324	39-46	.848	6-42	48-1.8	34-0	36	37	1	13	138-5.3
11	Henry, Joe	19-9	312-16.4	27-48	.563	3-5	.600	36-49	.735	32-38	70-3.7	36-4	10	16	3	7	93-4.9
23	Sampson, Fernando	16-14	339-21.2	25-64	.391	12-37	.324	8-12	.667	10-23	33-2.1	18-0	23	15	3	13	70-4.4
22	McGinn, Tyler	26-0	333-12.8	33-92	.359	10-34	.294	13-17	.765	12-32	44-1.7	13-0	13	18	2	6	89-3.4
20	Socci, RJ	13-0	84-6.5	5-9	.556	0-3	.000	8-12	.667	0-8	8-0.6	11-0	4	10	0	1	18-1.4
45	Thurrow, Zach	19-1	128-6.7	8-34	.235	0-0	.000	2-14	.143	16-17	33-1.7	25-0	1	6	8	1	18-0.9
43	Manley, John	3-0	24-8.0	0-4	.000	0-1	.000	2-21	0.000	1-1	2-0.7	3-0	2	1	0	1	2-0.7
	Team									48-46	94-3.5			4			
	CAL POLY	27	5400	633-1494	.424	190-537	.354	378-510	.741	274-607	881-32.6	541-16	283	447	77	168	1834-67.9
	Opponents	27	5400	739-1555	.475	203-520	.390	466-655	.711	306-657	963-35.7	479- 441	354	82	228		2147-79.5

## Cal Poly's All-Time Coaches



**HEAD COACH**  
**KEVIN BROMLEY**  
*Colorado State (1983)*  
**6th season**

**Career Record:** 51-76 (.402)  
**CP Record:** 51-76 (.402)



- Led Cal Poly to school's first back-to-back winning seasons at Division I level in 2001-02 and 2002-03.
- Guided the Mustangs to the 2003 Big West Tournament championship game, falling short of an NCAA Tournament berth by three points.
- Spent six years as an assistant coach at Cal Poly before assuming the head coaching reins.
- Was the interim head coach in the final 16 games of the 2000-01 season and led the

Mustangs to a 4-12 record.

**Coaching Experience:** Assistant Coach, Colorado State, 1984-87...head coach, Chemeketa CC, 1988-89...assistant coach, Cal Poly Pomona, 1989-93...assistant coach, Southern Utah, 1993-96...associate head coach, Cal Poly, 1996-2001...head coach, Cal Poly, 2001-present.

### Bromley's Coaching Record

Year	School	W	L	Pct.
2000-01	Cal Poly	4	12	.250
2001-02	Cal Poly	15	12	.556
2002-03	Cal Poly	16	14	.533
2003-04	Cal Poly	11	16	.407
2004-05	Cal Poly	5	22	.185
<b>Career Totals</b>		<b>51</b>	<b>76</b>	<b>.402</b>

Years	Coach	Wins	Losses	Pct.
1927-30	A.P. Agosti	6	11	.353
1932-42	Howie O'Daniels	60	72	.455
1946-47	Bob Mott	4	13	.235
1947-66	Ed Jorgensen	246	220	.528
1966-69	Stu Chestnut	29	42	.408
1969-72	Neale Stoner	46	34	.575
1972-86	Ernie Wheeler	254	138	.648
1986-95	Steve Beason	107	122	.467
1995-2001	Jeff Schneider	70	84	.454
2001-Present	Kevin Bromley	51	76	.402



### MOTT GYM

Capacity: 3,032  
 All-time Home Record: 415-186



### In the Postseason

**BWC Tourney:** 2-4 (4 years)  
**Big West Titles:** 0  
**BWC Tourney Titles:** 0  
**NCAA Appearances:** 0  
**NCAA Record:** 0-0  
**NIT Appearances:** 0  
**NIT Record:** 0-0

# CAL STATE FULLERTON TITANS

## CSF NOTES


• Cal State Fullerton is coming off one of the most successful seasons in school history. The Titans went 21-11 to claim their first 20-win season in 22 years and reached the second round of the National Invitation Tournament. They posted the best record of all Division I universities in Southern California and did so with an exciting brand of play, leading the league in scoring with 75.2 points per game.

• The Titans lost some key components from last year's team but return their share of talent to the hardwood. Gone are All-Big West Second Team performers Ralphy Holmes and Yaphett King, who combined accounted for more than a third of the team's scoring. Holmes led the conference in scoring (16.9 ppg) and rebounding (8.8 rpg), while King averaged 13.8 points and 6.2 rebounds per game.

• One of the top candidates for 2005-06 Big West Player of the Year is junior **Bobby Brown**. He challenged teammate Holmes for the league's scoring title last season, finishing third with 16.8 points per game. A free wheeling point guard, Brown hit 85 three-pointers and was second conference-wide in threes made per game (2.66). The all-league Honorable Mention pick also had 4.66 assists per game to rank third in the Big West.

• Seniors **Jamaal Brown** and **Jermaine Harper** also figure prominently in the team's plans this season. On an otherwise undersized team, Brown gave the Titans an inside presence and ranked third in the league with 7.6 caroms per game. He also chipped in 12.4 points per contest while shooting a solid 49.6 percent from the field en route to gaining All-Big West Honorable Mention honors. Harper, a 6-3 guard, knocked down 70 three-pointers for the fifth-highest single-season total in school history.

• Division I transfers **Frank Robinson** (East Carolina) and **Adam Trancredi** (Quinnipiac) figure to receive prominent playing time and potentially crack the CSF starting lineup.



## QUICK FACTS

Location: ..... Fullerton, CA  
 Enrollment: ..... 33,413  
 Founded: ..... 1957  
 Colors: ..... Navy, Orange & White  
 Nickname: ..... Titans  
 Arena (Capacity): ..... Titan Gym (4,000)

President: ..... Dr. Milton A. Gordon  
 Athletic Director: ..... Brian Quinn  
 Senior Woman Administrator: ..... Dr. Allison Rich  
 Men's Basketball SID: ..... Mel Franks  
 Phone: ..... (714) 278-3970  
 Fax: ..... (714) 278-3141  
 Email Address: ..... mfranks@fullerton.edu  
 Website Address: ..... www.fullertontitans.com

Head Coach: ..... Bob Burton  
 Career Record: ..... 32-28 (2 seasons)  
 Record at CSF: ..... 32-28 (2 seasons)  
 Alma Mater: ..... Fresno State (1968)  
 Assistant Coach: ..... Andy Newman  
 Assistant Coach: ..... Jason Levy  
 Assistant Coach: ..... Marlon Morton

Letterwinners Returning/Lost: ..... 6/4  
 Starters Returning/Lost: ..... 3/2  
 Newcomers: ..... 10  
 2004-05 Record: ..... 21-11  
 2004-05 Big West Record: ..... 12-6 (t-3rd)

## 2005-06 ROSTER

NO.	PLAYER	POS	HT	WT	YR-EXP	HOMETOWN/LAST SCHOOL
0	Frank Robinson	G	6-2	195	So.-RS	Los Angeles, CA/East Carolina
1	Jamaal Brown	F	6-7	235	Sr.-1V	Spartanburg, SC/Western Kentucky
3	Bobby Brown	G	6-1	170	Jr.-2V	Los Angeles, CA/Westchester HS
5	Justin Burns	F	6-7	205	Jr.-1V	Las Vegas, NV/Cypress College
10	Mike Danielian	G	6-2	182	Fr.-HS	Van Nuys, CA/Grant HS
11	Damien Massey	G	5-11	165	Fr.-RS	Long Beach, CA/Jordan HS
14	Jermaine Harper	G	6-3	170	Sr.-1V	Gardena, CA/Virginia
15	Curtis Battles	C	6-10	300	Jr.-RS	Los Angeles, CA/West Hills College
21	Danny Lambert	F	6-6	205	Sr.-SQ	Irvine, CA/Irvine Valley College
22	John Clemmons	G	6-0	170	Sr.-1V	Los Angeles, CA/El Camino College
23	Vershan Cottrell	G	6-2	195	Sr.-1V	South Seattle, WA/Ohlone College
24	Jarrel Lake	F	6-8	230	Fr.-HS	Los Angeles, CA/Westchester HS
33	Jerard Moret	G	6-4	200	Fr.-HS	Los Angeles, CA/Westchester HS
34	Gary Nunez	F	6-7	245	Jr.-JC	Bronx, NY/Ventura College
43	Chris Minardo	F	6-10	190	So.-JC	Chino Hills, CA/Citrus College
50	Adam Trancredi	C	6-9	250	Jr.-RS	Santa Ana, CA/Quinnipiac
52	Manny Montano	C	6-10	210	Jr.-JC	Vista, CA/Palomar College

## TITANS BY CLASS

Seniors: 5  
 Juniors: 6  
 Sophomores: 2  
 Freshmen: 4

3 Yr Exp - 0  
 2 Yr Exp - 1  
 1 Yr Exp - 5  
 HS Exp - 3  
 JC Exp - 3  
 RS Exp - 4  
 Squad - 1

## CAL STATE FULLERTON STAFF




Dr. Milton Gordon  
 President



Brian Quinn  
 Athletic Director



Allison Rich  
 Senior Woman Administrator



Mel Franks  
 Sports Information Director

# CAL STATE FULLERTON TITANS

## TITAN Players To Watch



**BOBBY BROWN**  
6-1 • 170 • Jr.  
Los Angeles, CA



Brown came within one basket of the Big West scoring lead last season, finishing with 16.8 points per game... an All-Big West honorable mention selection... enters the season just 93 points shy of 1,000 for his career...canned

155 three-pointers in his two seasons and needs only 36 more to claim the school record...averaged 6.2 rebounds per game to rank second on the team...ranked third in the Big West in assists (4.6 apg) and free throw percentage (.827)...played 1,149 minutes last season, an average of about 36 minutes per game.

### CAREER STATS

Season	GP-GS	FG%	FT%	PTS	PPG	REB	RPG
2003-04	28-15	40.2	85.4	369	13.2	56	2.0
2004-05	32-32	41.4	82.7	538	16.8	83	2.6
Career	60-47	40.9	83.7	907	15.1	139	2.3



**JERMAINE HARPER**  
6-3 • 170 • Sr.  
Gardena, CA



Harper was a primary reason the Titans ranked first in the Big West in three-pointers made with just under eight per game... the guard notched 70 threes for the fifth-highest single-season total in Titan history...of his

273 field goal attempts, 191 of them were from three-point range... made seven of his 11 three-point attempts versus Utah State in the Big West Tournament semifinals...scored 25 points in a tough road loss to Pacific (Dec. 30)...had games of 20 points or more four times yet scored four points or less on nine occasions.

### CAREER STATS

Season	GP-GS	FG%	FT%	PTS	PPG	REB	RPG
2004-05	32-27	38.8	63.0	311	9.7	106	3.3
Career	32-27	38.8	63.0	311	9.7	106	3.3

## 2005-06 SCHEDULE

Date	Day	Opponent	Time
11/20	Sun.	HOPE INTERNATIONAL	2:05 pm
11/23	Wed.	PEPPERDINE	7:05 pm
11/28	Mon.	at South Dakota State	5:05 pm
11/30	Wed.	at Kansas State (FSN Midwest)	6:00 pm
12/9	Fri.	+vs. Chicago State	4:30 pm
12/10	Sat.	+at San Francisco/vs. New Mexico St.	4:30/7 pm
12/21	Wed.	at San Jose State	7:00 pm
12/27	Tue.	=vs. Texas-San Antonio	3:00 pm
12/28	Wed.	=at Florida Int'l/vs. St. Bonaventure	3/5 pm
1/2	Mon.	*CAL POLY	7:05 pm
1/4	Wed.	*UC SANTA BARBARA	7:05 pm
1/7	Sat.	*at Cal State Northridge	4:05 pm
1/9	Mon.	*at Pacific (CSTV)	8:00 pm
1/14	Sat.	*at UC Riverside	4:10 pm
1/19	Thr.	*LONG BEACH STATE	7:05 pm
1/21	Sat.	*UC IRVINE	2:05 pm
1/25	Wed.	*at UC Irvine (KVMD)	7:05 pm
1/28	Sat.	at UC Davis	2:00 pm
2/4	Sat.	*UC RIVERSIDE	2:05 pm
2/9	Thr.	*PACIFIC (ESPN2)	8:00 pm
2/11	Sat.	*CAL STATE NORTHRIDGE	2:05 pm
2/15	Wed.	*at Long Beach State	7:35 pm
2/18	Sat.	ESPN BRACKET BUSTERS	TBA
2/23	Thr.	*at UC Santa Barbara (KVMD)	7:00 pm
2/25	Sat.	*at Cal Poly	4:00 pm
3/2	Thr.	UC DAVIS	7:05 pm
3/5	Sun.	SOUTH DAKOTA STATE	2:05 pm
3/8-11	Wed.-Sat.	Big West Tournament (Anaheim, CA)	TBA

+at San Francisco Invitational (San Francisco, CA)  
=Florida International Tournament (Miami, FL)  
\*Big West game Home games in bold CAPS  
All Times are Pacific

## 2004-05 RESULTS (21-11, 12-6)

Date	Opponent	Score	High Scorer(s)
11/19	+vs. Samford	L, 57-69	Harper (20)
11/20	+vs. Colgate	W, 75-68	B. Brown (21)
11/27	Hope International	W, 107-73	B. Brown (21)
12/4	at Denver	L, 57-79	B. Brown (17)
12/10	at Eastern Washington	•W, 70-68	B. Brown (30)
12/21	at San Diego State	L, 60-63	B. Brown (27)
12/23	Denver	W, 102-92	J. Brown (29)
12/28	*at Cal State Northridge	•W, 71-70	B. Brown (19)
12/30	*at Pacific	L, 88-94	Harper (25)
1/6	*UC Riverside	W, 74-71	B. Brown (23)
1/8	UC Davis	W, 89-61	Holmes (25)
1/13	*Long Beach State	W, 88-71	King (20)
1/15	*UC Irvine	L, 81-97	B. Brown (24)
1/20	*at Utah State	L, 60-84	Holmes (14)
1/22	*at Idaho	L, 58-61	Holmes (17)
1/27	*Cal Poly	W, 92-69	King (26)
1/29	*UC Santa Barbara (Fox)	W, 68-59	Holmes (20)
2/3	*at UC Riverside (KVMD)	W, 76-55	King (24)
2/7	at UC Davis	W, 79-55	B. Brown (23)
2/10	*at UC Irvine (KVMD)	W, 71-70	J. Brown (22)
2/12	*at Long Beach State (Fox)	L, 63-66	King (15)
2/17	*Idaho	W, 84-74	Holmes (21)
2/19	*Utah State	W, 64-60	B. Brown (18)
2/24	*at UC Santa Barbara (KVMD)	W, 66-57	B. Brown, J. Brown (14)
2/26	*at Cal Poly	W, 78-56	Holmes (21)
3/3	*Pacific	L, 88-92	Holmes (24)
3/5	*Cal State Northridge	W, 72-70	J. Brown (19)
3/10	^vs. UC Santa Barbara	W, 66-55	Holmes (20)
3/11	^vs. Utah State	L, 77-84	King (26)
3/16	=at Oregon State	•W, 85-83	Holmes, B. Brown (27)
3/18	%at San Francisco	W, 85-69	B. Brown (25)
3/22	!at Georgetown (ESPN)	L, 57-74	B. Brown (16)

^Big West Tournament (Anaheim, CA)  
\*Big West Conference game  
+Mohegan Sun Classic (New Britain, CT)  
=NIT Opening Round (Corvallis, OR)  
• Overtime  
Home games in bold  
%NIT First Round (San Francisco, CA)  
!NIT Second Round (Washington, D.C.)

# CAL STATE FULLERTON TITANS

## 2004-05 Statistics

No.	Player	G-GS	Min - Avg	FG-FGA	Pct	3P-3PA	Pct	FT-FTA	Pct	Off-Def	Tot-Avg	PF-FD	AT	TO	BS	ST	Pts - Avg
15	Holmes, Ralph	26-22	900-34.6	179-372	.481	35-93	.376	47-68	.691	88-140	228-8.8	75-1	68	56	8	26	440-16.9
<b>03</b>	<b>Brown, Bobby</b>	<b>32-32</b>	<b>1149-35.9</b>	<b>193-466</b>	<b>.414</b>	<b>85-244</b>	<b>.348</b>	<b>67-81</b>	<b>.827</b>	<b>11-72</b>	<b>83-2.6</b>	<b>72-0</b>	<b>149</b>	<b>105</b>	<b>3</b>	<b>42</b>	<b>538-16.8</b>
02	King, Yaphett	32-32	1022-31.9	170-385	.442	48-128	.375	54-85	.635	59-140	199-6.2	107-3	61	66	6	43	442-13.8
<b>32</b>	<b>Brown, Jamaal</b>	<b>27-27</b>	<b>850-31.5</b>	<b>141-284</b>	<b>.496</b>	<b>7-25</b>	<b>.280</b>	<b>46-70</b>	<b>.657</b>	<b>75-131</b>	<b>206-7.6</b>	<b>67-1</b>	<b>31</b>	<b>43</b>	<b>9</b>	<b>15</b>	<b>335-12.4</b>
<b>14</b>	<b>Harper, Jermaine</b>	<b>32-27</b>	<b>980-30.6</b>	<b>106-273</b>	<b>.388</b>	<b>70-191</b>	<b>.366</b>	<b>29-46</b>	<b>.630</b>	<b>41-65</b>	<b>106-3.3</b>	<b>57-0</b>	<b>72</b>	<b>52</b>	<b>2</b>	<b>18</b>	<b>311-9.7</b>
24	Asprilla, Hardy	12-12	398-33.2	33-63	.524	0-2	.000	36-44	.818	38-68	106-8.8	31-1	17	23	2	22	102-8.5
<b>05</b>	<b>Burns, Justin</b>	<b>29-2</b>	<b>388-13.4</b>	<b>34-71</b>	<b>.479</b>	<b>0-0</b>	<b>.000</b>	<b>11-23</b>	<b>.478</b>	<b>29-47</b>	<b>76-2.6</b>	<b>57-1</b>	<b>13</b>	<b>30</b>	<b>19</b>	<b>5</b>	<b>79-2.7</b>
42	Quinet, Derek	22-6	290-13.2	23-44	.523	0-1	.000	7-12	.583	15-25	40-1.8	57-4	5	10	0	2	53-2.4
<b>22</b>	<b>Clemmons, John</b>	<b>29-0</b>	<b>225-7.8</b>	<b>22-44</b>	<b>.500</b>	<b>3-10</b>	<b>.300</b>	<b>8-10</b>	<b>.800</b>	<b>12-22</b>	<b>34-1.2</b>	<b>40-1</b>	<b>30</b>	<b>19</b>	<b>3</b>	<b>24</b>	<b>55-1.9</b>
<b>23</b>	<b>Cottrell, Vershan</b>	<b>25-0</b>	<b>233-9.3</b>	<b>16-45</b>	<b>.356</b>	<b>4-19</b>	<b>.211</b>	<b>8-16</b>	<b>.500</b>	<b>11-18</b>	<b>29-1.2</b>	<b>20-0</b>	<b>24</b>	<b>11</b>	<b>1</b>	<b>14</b>	<b>44-1.8</b>
12	Awad, Drew	3-0	19-6.3	2-3	.667	1-1	1.000	0-0	.000	1-2	3-1.0	1-0	1	2	0	0	5-1.7
<b>21</b>	<b>Lambert, Danny</b>	<b>6-0</b>	<b>22-3.7</b>	<b>1-5</b>	<b>.200</b>	<b>0-2</b>	<b>.000</b>	<b>2-2</b>	<b>1.000</b>	<b>1-3</b>	<b>4-0.7</b>	<b>2-0</b>	<b>1</b>	<b>2</b>	<b>0</b>	<b>0</b>	<b>4-0.7</b>
	Team									46-51	97-3.0			4			
	<b>CS FULLERTON</b>	<b>32</b>	<b>6475</b>	<b>920-2055</b>	<b>.448</b>	<b>253-716</b>	<b>.353</b>	<b>315-457</b>	<b>.689</b>	<b>427-784</b>	<b>1211-37.8</b>	<b>586-12</b>	<b>472</b>	<b>423</b>	<b>53</b>	<b>211</b>	<b>2408-75.2</b>
	Opponents	32	6475	827-1789	.462	214-602	.355	421-619	.680	293-787	1080-33.8	463-5	500	481	79	145	2289-71.5

## Cal State Fullerton's All-Time Coaches



**HEAD COACH**  
**BOB BURTON**  
*Fresno State (1968)*  
**3rd season**

**Career Record:** 32-28 (.533)  
**CSF Record:** 32-28 (.533)



- Led the Titans to a 21-11 record and a 2-1 road performance in the postseason NIT in 2004-05.
- Guided the program to the second-most successful year in school history and the first winning season since 1992-93.
- Helped the Titans to a 6-0 record last year in games decided by two points or less.
- Won eight conference championships and was named conference Coach of the Year nine times at West Valley

Community College.

- Selected California Community College Coach of the Year four times.

**Coaching Experience:** Assistant Coach, Cal Poly, 1968-69...assistant coach, Leigh High School, 1970-71...assistant coach, Westmont High School, 1971-72...head coach, Willow Glen High School, 1972-80...head coach, West Valley Community College, 1980-86 & 1987-02...assistant coach, Utah, 1986-87...assistant coach, Fresno State, 2002-03...head coach, Cal State Fullerton, 2003-present.

### Burton's Coaching Record

Year	School	W	L	Pct.
2003-04	Cal State Fullerton	11	17	.393
2004-05	Cal State Fullerton	21	11	.656
<b>Career Totals</b>		<b>32</b>	<b>28</b>	<b>.533</b>

Years	Coach	Wins	Losses	Pct.
1960-72	Alex Omalev	139	176	.441
1972-73	Moe Radovich	9	17	.346
1973-80	Bobby Dye	109	78	.583
1980-88	George McQuarn	122	117	.510
1988-92	John Sneed	55	59	.482
1992-94	Brad Holland	23	31	.426
1994-2000	Bob Hawking	59	103	.364
2000-03	Donny Daniels	20	64	.238
2003-present	Bob Burton	32	28	.533



### TITAN GYM

Capacity: 4,000

All-time Home Record: 243-142

### In the Postseason

**BWC Tourney:** 15-26 (27 years)

**Big West Titles:** 1 (1976)

**BWC Tourney Titles:** 1 (1978)

**NCAA Appearances:** 1 (1978)

**NCAA Record:** 2-1

**NIT Appearances:** 3 (1983, 87, 2004)

**NIT Record:** 2-3

# CAL STATE NORTHRIDGE MATADORS

## CSUN NOTES


• Cal State Northridge ended a string of three consecutive losing seasons by finishing 18-13 overall and tying for third place in Big West at 12-6. The Matadors were hit hard with the losses of four seniors who accounted for more than half of the total offense. The biggest loss was All-Big West First Team standout Ian Boylan (15.5 ppg, 4.6 rpg), who led the Big West in steals (2.6 spg) and was the fifth-leading scorer.

• The Matadors are led by a pair of Big West All-Freshman Team members from a year ago. **Jonathan Heard**, a 6-5 guard, ranked fourth on the team with 8.4 points per game and ninth in the Big West with a .745 (73-for-98) free throw percentage. He started 15 of 31 games. **Calvin Chitwood** is a 6-6 forward who posted 7.9 points per game and shot 52.9 (91-of-172) percent from the field. Chitwood started 20 games last season.

• CSUN has led the Big West in steals in each of the last four seasons and averaged 10.97 thefts per game in 2004-05. That figure ranked second in the country.

• Rebounding was an issue last season for the Matadors, which finished ninth in the conference at 32.4 caroms per game. **Keith Everage**, a transfer from San Jose State who sat out last season due to NCAA transfer rules, averaged 6.9 points and 4.9 rebounds per game in 2002-03 for the Spartans. He played in only four games in 2003-04 before leaving the program in December. A 6-6 forward, Everage is expected to lessen the team's rebounding troubles. Junior center **Thomas Shewmake** led the Matadors in rebounding with 4.8 per game last year.

• There will be keen interest on Friday, January 13 when Cal State Northridge invades UC Irvine's Bren Center. **Mike Efevberha**, a 6-5 junior guard, returns to the facility he played in for two seasons before sitting out last year and transferring to CSUN. The explosive Efevberha averaged 11.1 points and knocked down 40 three-pointers while starting 21 of 24 games, prior to being suspended for the season for a violation of team rules.



## QUICK FACTS

Location: ..... Northridge, CA  
 Enrollment: ..... 32,997  
 Founded: ..... 1958  
 Colors: ..... Red, White & Black  
 Nickname: ..... Matadors  
 Arena (Capacity): ..... Wells Fargo Court  
 at The Matadome (1,600)

President: ..... Dr. Jolene Koester  
 Interim Athletic Director: ..... Janet Lucas  
 Interim Senior Woman Administrator: .. Ashlie Kite  
 Men's Basketball SID: ..... Ryan Finney  
 Phone: ..... (818) 677-2313  
 Fax: ..... (818) 677-4950  
 Email Address: ..... ryan.finney@csun.edu  
 Website Address: ..... www.GoMatadors.com

Head Coach: ..... Bobby Braswell  
 Career Record: ..... 143-123 (9 years)  
 Record at CSUN: ..... 143-123 (9 years)  
 Alma Mater: ..... Cal State Northridge (1984)  
 Assistant Coach: ..... Joel Sobotka  
 Assistant Coach: ..... Danny Sprinkle  
 Assistant Coach: ..... Carl Holmes

Letterwinners Returning/Lost: ..... 7/6  
 Starters Returning/Lost: ..... 3/2  
 Newcomers: ..... 9  
 2004-05 Record: ..... 18-13  
 2004-05 Big West Record: ..... 12-6 (t-3rd)

## 2005-06 ROSTER

NO.	PLAYER	POS	HT	WT	YR-EXP	HOMETOWN/LAST SCHOOL
1	Robert Locke	G	6-1	165	So.-1V	Los Angeles, CA/Crossroads HS
3	Jonathan Heard	G/F	6-5	185	So.-1V	Inglewood, CA/Dorsey HS
4	Rob Haynes	G	6-4	175	Fr.-HS	Cerritos, CA/Mater Dei HS
11	Jayne Miller	F	6-7	220	Jr.-JC	Newbury Park, CA/L.A. Valley College
12	Jeffrey Braswell	G	6-1	170	Fr.-HS	Northridge, CA/Faith Baptist HS
20	Lawrence Tyson	G	6-3	165	Fr.-HS	Lancaster, CA/Quartz Hill HS
21	Jason Hill	G	6-5	180	Fr.-HS	Los Angeles, CA/Cleveland HS
23	Mike Efevberha	G	6-5	195	Jr.-TR	Pomona, CA/UC Irvine
24	Bakari Altheimer	G	5-10	182	Sr.-1V	Oakland, CA/Santa Clara
25	Terrell Jones	G	6-5	185	Jr.-2V	Carson, CA/Carson HS
31	Ryan Walton	G	6-4	193	Fr.-RS	Carson, CA/Carson HS
32	Calvin Chitwood	F	6-6	203	So.-1V	Phoenix, AZ/Paradise Valley HS
34	Thomas Shewmake	C	6-10	253	Jr.-2V	Cathedral City, CA/Cathedral City HS
40	Austen Powers	F/C	6-8	210	Fr.-HS	Glendale, AZ/Ironwood HS
42	Keith Everage	F	6-6	220	Jr.-RS	Los Angeles, CA/San Jose State
44	Austin Waggener	F	6-8	225	Jr.-2V	Inglewood, CA/Culver City HS

## MATADORS BY CLASS

Seniors: 1  
 Juniors: 6  
 Sophomores: 3  
 Freshmen: 6

3 Yr Exp - 0  
 2 Yr Exp - 3  
 1 Yr Exp - 4  
 HS Exp - 5  
 JC Exp - 1  
 RS Exp - 2  
 Transfers - 1

## CAL STATE NORTHRIDGE STAFF



Dr. Jolene Koester  
 President



Janet Lucas  
 Interim Athletic Director



Ashlie Kite  
 Interim Senior Woman Administrator



Ryan Finney  
 Sports Information Director

# CAL STATE NORTHRIDGE MATADORS

## MATADOR Players To Watch



**MIKE EFEVERHA**  
6-5 • 195 • Jr.  
Pomona, CA

Efeverha arrives at Cal State Northridge after spending two seasons at fellow Big West member UC Irvine... produced 11.1 points and 2.6 rebounds per game during his sophomore season with the Anteaters...scored a

career-high 37 points in a win over Arkansas-Monticello...explosive player who should help offset key offensive losses from last season's CSUN team...averaged 5.0 points and 1.5 rebounds per game as a freshman at UCI...sat out last season due to NCAA transfer rules.



**JONATHAN HEARD**  
6-5 • 185 • So.  
Inglewood, CA

Heard was named to the Big West All-Freshman Team last season...ranked fourth on the team with 8.4 points per game...evenly distributed his offensive and defensive rebounds among his 90 total... started 15 of 31 games

and averaged nearly 20 minutes per contest...ranked ninth in the Big West with a .745 (73-of-98) free throw percentage...scored 19 points in wins over UC Santa Barbara (Jan. 2) and Cal Poly (Jan. 22)...needs to improve perimeter shot after hitting just 3-of-22 (.136) on threes.

### CAREER STATS

Season	GP-GS	FG%	FT%	PTS	PPG	REB	RPG
2002-03	28-6	35.9	64.9	140	5.0	43	1.5
2003-04	24-21	42.0	79.2	266	11.1	63	2.6
Career	52-27	39.7	72.9	406	7.8	106	2.0

### CAREER STATS

Season	GP-GS	FG%	FT%	PTS	PPG	REB	RPG
2004-05	31-15	47.2	74.5	260	8.4	90	2.9
Career	31-15	47.2	74.5	260	8.4	90	2.9

## 2005-06 SCHEDULE

Date	Day	Opponent	Time
11/3	Thr.	#CS LOS ANGELES	7:05 pm
11/11	Fri.	#CS DOMINGUEZ HILLS	7:05 pm
11/20	Sun.	at USC	TBA
11/22	Tue.	TULSA	7:05 pm
11/25	Fri.	+vs. Northeastern	TBA
11/26	Sat.	+at California/vs. Northern Colorado	TBA
12/1	Thr.	HOPE INTERNATIONAL	7:05 pm
12/4	Sun.	at Eastern Washington	1:05 pm
12/7	Wed.	at Fresno State	7:00 pm
12/17	Sat.	ILLINOIS STATE	7:05 pm
12/28	Wed.	at Pepperdine	7:00 pm
12/30	Fri.	FAIRFIELD	7:05 pm
1/7	Sat.	*CAL STATE FULLERTON	4:05 pm
1/9	Mon.	*UC RIVERSIDE	7:05 pm
1/13	Fri.	*at UC Irvine	7:00 pm
1/15	Sun.	*at Long Beach State	2:05 pm
1/19	Thr.	UC DAVIS	7:05 pm
1/26	Thr.	*at UC Santa Barbara	7:00 pm
1/28	Sat.	*at Cal Poly	4:00 pm
2/2	Thr.	*LONG BEACH STATE (KVMD)	7:00 pm
2/4	Sat.	*UC IRVINE	4:05 pm
2/9	Thr.	*at UC Riverside	7:05 pm
2/11	Sat.	*at Cal State Fullerton	2:05 pm
2/14	Tue.	at UC Davis	7:00 pm
2/18	Sat.	at ESPN Bracket Busters	TBA
2/22	Wed.	*at Pacific	7:00 pm
2/25	Sat.	*PACIFIC (FSNW2)	3:00 pm
3/2	Thr.	*CAL POLY	7:05 pm
3/4	Sat.	*UC SANTA BARBARA	4:05 pm
3/8-11	Wed.-Sat.	Big West Tournament (Anaheim, CA)	TBA

## 2004-05 RESULTS (18-13, 12-6)

Date	Opponent	Score	High Scorer(s)
11/20	at Oklahoma	L, 72-82	Chitwood (19)
11/23	+at Vanderbilt	L, 75-93	Chitwood (21)
11/26	+vs. Tennessee State	•L, 72-75	White (15)
11/27	+vs. Jackson State	W, 86-63	Frazier (19)
11/30	at Montana	L, 80-90	Altheimer (21)
12/4	at Arizona State	L, 66-67	Boylan (26)
12/13	at Lafayette	•L, 89-95	White (23)
12/21	Cal Baptist	W, 79-60	Frazier (17)
12/28	*Cal State Fullerton	•L, 70-71	Boylan (20)
12/30	*UC Riverside (KVMD)	W, 57-43	Shewmake (14)
1/2	*UC Santa Barbara	W, 70-50	Heard (19)
1/6	*at UC Irvine	W, 66-52	Boylan (19)
1/8	*at Long Beach State	W, 69-53	White (28)
1/13	*Idaho	W, 67-63	Boylan (18)
1/15	*Utah State (Fox)	W, 70-67	White (15)
1/20	*at UC Santa Barbara	L, 52-65	Boylan (17)
1/22	*at Cal Poly (Fox)	W, 81-73	Heard (19)
1/27	*Pacific (KVMD)	L, 62-66	Boylan (17)
1/29	at UC Davis	W, 94-72	White (19)
2/3	*Long Beach State	W, 68-66	Boylan (19)
2/5	*UC Irvine	W, 79-60	Boylan (25)
2/10	*at Utah State	L, 57-77	Boylan (19)
2/12	*at Idaho	W, 59-54	White (23)
2/16	*Cal Poly	W, 88-65	Boylan (18)
2/19	at Fairfield	W, 68-65	Frazier (18)
2/26	*at Pacific (ESPN2)	L, 61-75	White (17)
2/28	UC Davis	W, 99-72	Boylan (22)
3/3	*at UC Riverside	W, 70-60	Frazier (17)
3/5	*at Cal State Fullerton	L, 70-72	White (19)
3/10	^vs. UC Irvine	W, 72-56	Frazier (18)
3/11	^vs. Pacific	L, 61-63	Boylan (32)

#Exhibition Home games in bold CAPS  
+Golden Bear Classic (Berkeley, CA)  
\*Big West game All Times are Pacific

+Las Vegas Invitational (Nashville, TN & Las Vegas, NV)  
^Big West Tournament (Anaheim, CA) Home games in bold  
\*Big West Conference game • Overtime

# CAL STATE NORTHRIDGE MATADORS

## 2004-05 Statistics

No.	Player	G-GS	Min-Avg	FG-FGA	Pct	3P-3PA	Pct	FT-FTA	Pct	Off-Def	Tot-Avg	PF-FD	AT	TO	BS	ST	Pts-Avg
11	Boylan, Ian	31-29	1022-33.0	153-348	.440	49-139	.353	125-159	.786	49-93	142-4.6	71-3	108	67	6	82	480-15.5
34	White, Davin	31-16	883-28.5	131-302	.434	63-166	.380	61-76	.803	19-62	81-2.6	89-3	101	71	7	56	386-12.5
20	Frazier, Joseph	17-14	474-27.9	68-150	.453	12-42	.286	51-61	.836	22-41	63-3.7	51-3	41	45	8	41	199-11.7
<b>03</b>	<b>Heard, Jonathan</b>	<b>31-15</b>	<b>611-19.7</b>	<b>92-195</b>	<b>.472</b>	<b>3-22</b>	<b>.136</b>	<b>73-98</b>	<b>.745</b>	<b>45-45</b>	<b>90-2.9</b>	<b>50-0</b>	<b>41</b>	<b>60</b>	<b>3</b>	<b>35</b>	<b>260-8.4</b>
<b>33</b>	<b>Chitwood, Calvin</b>	<b>30-20</b>	<b>711-23.7</b>	<b>91-172</b>	<b>.529</b>	<b>9-18</b>	<b>.500</b>	<b>47-76</b>	<b>.618</b>	<b>39-59</b>	<b>98-3.3</b>	<b>77-2</b>	<b>21</b>	<b>37</b>	<b>11</b>	<b>30</b>	<b>238-7.9</b>
04	Onyenegecha, Eto	25-11	377-15.1	47-105	.448	1-5	.200	34-60	.567	24-63	87-3.5	55-2	16	29	6	23	129-5.2
<b>24</b>	<b>Shewmake, Thomas</b>	<b>31-16</b>	<b>608-19.6</b>	<b>58-116</b>	<b>.500</b>	<b>7-22</b>	<b>.318</b>	<b>28-49</b>	<b>.571</b>	<b>47-101</b>	<b>148-4.8</b>	<b>74-1</b>	<b>25</b>	<b>58</b>	<b>13</b>	<b>21</b>	<b>151-4.9</b>
<b>15</b>	<b>Alzheimer, Bakari</b>	<b>17-10</b>	<b>294-17.3</b>	<b>29-77</b>	<b>.377</b>	<b>14-42</b>	<b>.333</b>	<b>9-11</b>	<b>.818</b>	<b>0-21</b>	<b>21-1.2</b>	<b>47-2</b>	<b>29</b>	<b>33</b>	<b>3</b>	<b>19</b>	<b>81-4.8</b>
<b>44</b>	<b>Waggener, Austin</b>	<b>31-15</b>	<b>474-15.3</b>	<b>46-97</b>	<b>.474</b>	<b>2-7</b>	<b>.286</b>	<b>31-39</b>	<b>.795</b>	<b>57-65</b>	<b>122-3.9</b>	<b>51-0</b>	<b>16</b>	<b>28</b>	<b>17</b>	<b>10</b>	<b>125-4.0</b>
<b>25</b>	<b>Jones, Terrell</b>	<b>29-1</b>	<b>226-7.8</b>	<b>28-51</b>	<b>.549</b>	<b>8-20</b>	<b>.400</b>	<b>7-13</b>	<b>.538</b>	<b>7-12</b>	<b>19-0.7</b>	<b>20-0</b>	<b>7</b>	<b>16</b>	<b>1</b>	<b>7</b>	<b>71-2.4</b>
13	Vance, Sal	25-0	209-8.4	24-51	.471	0-0	.000	13-33	.394	13-27	40-1.6	32-0	3	19	2	1	61-2.4
<b>05</b>	<b>Locke, Robert</b>	<b>25-8</b>	<b>294-11.8</b>	<b>12-42</b>	<b>.286</b>	<b>1-11</b>	<b>.091</b>	<b>15-20</b>	<b>.750</b>	<b>6-11</b>	<b>17-0.7</b>	<b>20-0</b>	<b>24</b>	<b>25</b>	<b>0</b>	<b>10</b>	<b>40-1.6</b>
00	Okwudibonye, Greg	18-0	92-5.1	3-16	.188	2-11	.182	0-2	.000	1-2	3-0.2	10-0	4	8	0	5	8-0.4
	Team									38-36	74-2.5	0		6			
	<b>CS NORTHRIDGE</b>	<b>31</b>	<b>6275</b>	<b>782-1722</b>	<b>.454</b>	<b>171-505</b>	<b>.339</b>	<b>494-697</b>	<b>.709</b>	<b>367-638</b>	<b>1005-32.4</b>	<b>647-16</b>	<b>436</b>	<b>502</b>	<b>77</b>	<b>340</b>	<b>2229-71.9</b>
	Opponents	31	6275	717-1604	.447	178-551	.323	473-659	.718	350-680	1030-33.2	591	424	621	105	223	2085-67.3



### HEAD COACH

### BOBBY BRASWELL

*Cal State Northridge (1984)*


*10th season*

Career Record: 143-123 (.538)

CSUN Record: 143-123 (.538)

## Cal State Northridge's All-Time Coaches

Years	Coach	Wins	Losses	Pct.
1958-63	Paul Thomas	33	97	.254
1963-71	Jerry Ball	104	101	.507
1971-96	Pete Cassidy	336	335	.501
1996-present	Bobby Braswell	143	123	.538



- Posted double-digit victories in all nine seasons at Northridge, including four winning seasons.

- Guided CSUN to 18-13 record last year and the third-most wins during his tenure.

- Led Cal State Northridge to the title game of the 2004 Big West Tournament.

- Was named the 2001 Big Sky Coach of the Year.

- Guided the Matadors to their first NCAA Tournament on the Division I level in

2000-01 and finished the year with a 22-10 record.

**Coaching Experience:** Head Coach, Cleveland High School, 1985-89...assistant coach, Long Beach State, 1989-92...assistant coach, Oregon, 1992-96...head coach, Cal State Northridge, 1996-present.

### Braswell's Coaching Record

Year	School	W	L	Pct.
1996-97	Cal State Northridge	14	15	.483
1997-98	Cal State Northridge	12	16	.429
1998-99	Cal State Northridge	17	12	.586
1999-00	Cal State Northridge	20	10	.667
2000-01	Cal State Northridge	22	10	.688
2001-02	Cal State Northridge	12	16	.429
2002-03	Cal State Northridge	14	15	.483
2003-04	Cal State Northridge	14	16	.467
2004-05	Cal State Northridge	18	13	.581
<b>Career Totals</b>		<b>143</b>	<b>123</b>	<b>.538</b>



### THE MATADOME

Capacity: 1,600

All-time Home Record: 347-176



### In the Postseason

**BWC Tourney:** 4-4 (4 years)

**Big West Titles:** 0

**BWC Tourney Titles:** 0

**NCAA Appearances:** 1 (2001)

**NCAA Record:** 0-1

**NIT Appearances:** 0

**NIT Record:** 0-0

# LONG BEACH STATE 49ERS

## LBSU NOTES

• Long Beach State enters its fourth season of the Larry Reynolds regime looking for a breakout year. The 49ers have struggled since his arrival, posting a 21-63 record. The program has suffered through four straight losing seasons. However, the 49ers showed flashes of potential down the home stretch of last season, winning seven of their last eight regular season games and holding their opponent to under 60 points in five of those victories.

• The 49ers broke a 19-game road losing streak that had dated back to the 2003-04 season when they knocked off Idaho, 71-58, on Feb. 26. They enter this season looking to snap a 20-game non-conference losing streak in true road games that goes back to the 2000-01 season.

• Senior **Jibril Hodges** led the 49ers and ranked 12th in the Big West with 12.7 points per game en route to 2004-05 All-Big West Honorable Mention recognition. He is one of the top returning perimeter shooters in the conference after hitting 74 threes last season, which was the second-best single-season total in school history. He enters this season 181 points shy of reaching the 1,000 career point mark.

• The team returns five of its top seven scorers, including senior **Shawn Hawkins**, who was second with 11.2 points per game. He added 5.0 boards per contest to rank 15th among Big West players. LBSU also welcomes back **Louis Darby** and **Kevin Houston**, both of whom averaged 6.7 points. Junior **Onye Ibekwe** was the team's top rebounder with 6.3 per game.

• Long Beach State hopes its deep recruiting class injects excitement into the program. The list of seven newcomers includes three all-state players from the California junior college ranks in juniors **Kejuan Johnson**, **Aaron Nixon** and **Dominique Ricks**. Johnson averaged 20.3 points and 5.6 assists per game as a first team all-state performer out of Long Beach City College.



## QUICK FACTS

Location: ..... Long Beach, CA  
 Enrollment: ..... 34,728  
 Founded: ..... 1949  
 Colors: ..... Black & Gold  
 Nickname: ..... 49ers  
 Arena (Capacity): ..... The Walter Pyramid (5,000)

President: ..... Dr. Robert C. Maxson  
 Interim Athletic Director: ..... Cindy Masner  
 Senior Woman Administrator: ..... Cindy Masner  
 Men's Basketball SID: ..... Steve Janisch  
 Phone: ..... (562) 985-7797  
 Fax: ..... (562) 985-1549  
 Email Address: ..... sjanisch@csulb.edu  
 Website Address: ..... www.longbeachstate.com

Head Coach: ..... Larry Reynolds  
 Career Record: ..... 131-98 (8 years)  
 Record at LBSU: ..... 21-63 (3 years)  
 Alma Mater: ..... UC Riverside (1976)  
 Associate Head Coach: ..... Reggie Howard  
 Assistant Coach: ..... Brent Bargaen  
 Assistant Coach: ..... Anthony Stewart

Letterwinners Returning/Lost: ..... 8/5  
 Starters Returning/Lost: ..... 3/2  
 Newcomers: ..... 10-20  
 2004-05 Record: ..... 10-20  
 2004-05 Big West Record: ..... 7-11 (6th)

## 2005-06 ROSTER

NO.	PLAYER	POS	HT	WT	YR-EXP	HOMETOWN/LAST SCHOOL
0	Onye Ibekwe	F	6-8	254	Jr.-1V	Los Angeles, CA/Oklahoma State
1	Jibril Hodges	G	6-2	189	Sr.-3V	Park Forest, IL/Rich East HS
2	Louis Darby	G	6-3	212	Jr.-2V	Panorama City, CA/Sylmar HS
3	Shawn Hawkins	F	6-6	225	Sr.-1V	Pittsburgh, PA/Columbus State
4	Jazz Henderson	G	6-1	188	Jr.-JC	Dallas, TX/Eastfield College
5	Keion Kindred	G	6-3	235	Sr.-1V	Los Angeles, CA/Yavapai College
11	Artis Gant	G	6-3	223	Fr.-HS	Altadena, CA/Pasadena HS
15	Sterling Byrd	F	6-6	208	Jr.-JC	Compton, CA/Yavapai College
20	Kevin Houston	G	5-10	180	Jr.-2V	Highland, CA/San Geronio HS
21	Mark Dawson	C	6-9	203	Jr.-JC	Jersey City, NJ/Pasadena CC
24	Brice Gallow	G	6-1	165	Fr.-HS	Redondo Beach, CA/Redondo Union HS
30	Kejuan Johnson	G	6-3	185	Jr.-JC	Long Beach, CA/Long Beach CC
32	Dominic Freeman	F	6-4	205	Jr.-JC	Long Beach, CA/Long Beach CC
33	Travon Free	F	6-7	246	Jr.-2V	Compton, CA/Dominguez HS
35	Ulric Pattillo	G	6-0	170	Jr.-2V	Harbor City, CA/Narbonne HS
44	Dominique Ricks	F	6-6	220	Jr.-JC	Anaheim, CA/Saddleback College
45	Andrew Fleming	C	6-11	221	Fr.-HS	Cypress, CA/Cypress HS
55	Aaron Nixon	G	6-1	218	Jr.-JC	Cleveland, OH/San Bernardino Valley College

## 49ERS BY CLASS

Seniors: 3  
 Juniors: 12  
 Sophomores: 0  
 Freshmen: 3

3 Yr Exp - 1  
 2 Yr Exp - 4  
 1 Yr Exp - 3  
 HS Exp - 3  
 JC Exp - 7  
 RS Exp - 0

## LONG BEACH STATE STAFF



Dr. Robert Maxson  
 President



Cindy Masner  
 Interim Athletic Director



Steve Janisch  
 Sports Information Director

# LONG BEACH STATE 49ERS

## 49ER Players To Watch



**SHAWN HAWKINS**  
6-6 • 225 • Sr.  
Pittsburgh, PA

Hawkins made solid contributions in his first season as a 49er...his 11.2 points per game was second-best on the team...ranked 15th in the Big West with 5.0 rebounds per game... posted 20 games with

double-digit points...tossed in a career-high 24 points on the road versus Cal Poly, making 4-of-7 three-pointers...shot just .270 (33-of-122) from three-point range overall...had 43 assists for third-most on the team...notched his lone double-double with 15 points and a career-high 12 rebounds versus UC Riverside.



**JIBRIL HODGES**  
6-2 • 189 • Sr.  
Park Forest, IL

Hodges earned All-Big West Honorable Mention in 2004-05... needs 181 points to reach the 1,000 point career mark...outstanding three-point shooter who is on pace to set 49er career record...

ranks second all-time at LBSU with 165 treys and needs 47 to break the top mark of 211 held by Lucious Harris...drained 74 three-pointers last year, the second-highest single-season mark in school history...averaged 12.7 points per game to rank 12th in the Big West...established career highs with 10 blocks and 35 steals during 2004-05 season.

### CAREER STATS

Season	GP-GS	FG%	FT%	PTS	PPG	REB	RPG
2004-05	30-26	38.5	64.9	337	11.2	151	5.0
Career	30-26	38.5	64.9	337	11.2	151	5.0

### CAREER STATS

Season	GP-GS	FG%	FT%	PTS	PPG	REB	RPG
2002-03	27-12	36.4	84.0	161	6.0	39	1.4
2003-04	27-21	39.2	79.6	276	10.2	54	2.0
2004-05	30-27	40.8	86.6	382	12.7	65	2.2
Career	84-60	39.3	83.6	819	9.8	158	1.9

## 2005-06 SCHEDULE

Date	Day	Opponent	Time
11/11	Fri.	#CAL STATE LOS ANGELES	7:35 pm
11/18	Fri.	at UNLV	7:30 pm
11/21	Mon.	at California	7:30 pm
11/27	Sun.	SAN FRANCISCO STATE	2:05 pm
11/30	Wed.	LOYOLA MARYMOUNT (FSNW)	8:05 pm
12/3	Sat.	at Portland	7:00 pm
12/5	Mon.	at Sacramento State	7:00 pm
12/10	Sat.	SAN JOSE STATE	2:05 pm
12/17	Sat.	at Pepperdine (FSNW2)	7:30 pm
12/22	Thr.	UMBC	7:35 pm
12/30	Fri.	CORNELL	7:35 pm
1/2	Mon.	UC DAVIS	7:35 pm
1/7	Sat.	*at UC Santa Barbara	2:00 pm
1/9	Mon.	*at Cal Poly	7:00 pm
1/13	Fri.	*PACIFIC	7:35 pm
1/15	Sun.	*CAL STATE NORTHRIDGE	2:05 pm
1/19	Thr.	*at Cal State Fullerton	7:00 pm
1/21	Sat.	*at UC Riverside (FSNW2)	5:00 pm
1/28	Sat.	*UC IRVINE	5:05 pm
2/2	Thr.	*at Cal State Northridge (KVMD)	7:00 pm
2/4	Sat.	*at Pacific (FSNW2)	5:00 pm
2/9	Thr.	*CAL POLY	7:35 pm
2/11	Sat.	*UC SANTA BARBARA	5:35 pm
2/15	Wed.	*CAL STATE FULLERTON	7:35 pm
2/18	Sat.	at ESPN Bracket Busters	TBA
2/25	Sat.	at UC Davis	2:00 pm
3/2	Thr.	*UC RIVERSIDE	7:35 pm
3/4	Sat.	*at UC Irvine	7:00 pm
3/8-11	Wed.-Sat.	Big West Tournament (Anaheim, CA)	TBA

## 2004-05 RESULTS (10-20, 7-11)

Date	Opponent	Score	High Scorer(s)
11/19	at Charlotte	L, 64-93	Darby (15)
11/23	Pepperdine	L, 78-82	Coleman (17)
11/27	Sacramento State	W, 87-63	Coleman (26)
11/30	at UCLA (Fox)	L, 62-75	Hawkins (15)
12/4	at Loyola Marymount	L, 57-73	Hodges (14)
12/11	Portland	L, 70-71	Hodges (21)
12/20	+at Hawai'i	L, 45-54	Hawkins (10)
12/22	+vs. Georgetown	L, 51-57	Hawkins (18)
12/23	+vs. Indiana State	W, 38-37	Hawkins (14)
12/28	*at UC Santa Barbara	L, 47-54	Pearson (11)
12/30	*at Cal Poly	L, 62-68	Hawkins (24)
1/6	*Pacific (KVMD)	L, 60-68	Jenkins (15)
1/8	*Cal State Northridge	L, 53-69	Hodges (14)
1/13	*at Cal State Fullerton	L, 71-88	Hodges (20)
1/15	*at UC Riverside	L, 65-68	Hawkins (15)
1/20	*at UC Irvine (KVMD)	L, 58-78	Hodges (16)
1/22	at UC Davis	•L, 74-78	Hodges (23)
1/27	*Idaho	W, 53-52	Hawkins (16)
1/29	*Utah State	L, 44-75	Jenkins (10)
2/3	*at Cal State Northridge	L, 66-68	Hodges (24)
2/5	*at Pacific (Fox)	L, 58-87	Hodges, Ibekwe (12)
2/10	*UC Riverside	W, 58-56	Hodges (24)
2/12	*Cal State Fullerton (Fox)	W, 66-63	Hawkins (15)
2/17	*UC Irvine (KVMD)	W, 55-50	Hodges (15)
2/21	UC Davis	•W, 77-73	Hodges (16)
2/24	*at Utah State	L, 52-68	Houston (12)
2/26	*at Idaho	W, 71-58	Houston (13)
3/3	*Cal Poly (KVMD)	W, 71-52	Houston (18)
3/5	*UC Santa Barbara	W, 58-57	Hodges (17)
3/9	^vs. UC Santa Barbara	L, 49-55	Hodges, Darby (11)

#Exhibition  
\*Big West game

Home games in bold CAPS  
All Times are Pacific

\*Big West Conference game  
+Outrigger Hotels Rainbow Classic (Honolulu, HI)  
^Big West Tournament (Anaheim, CA)

Home games in **bold**  
• Overtime

# LONG BEACH STATE 49ERS

## 2004-05 Statistics

No.	Player	G-GS	Min-Avg	FG-FGA	Pct	3P-3PA	Pct	FT-FTA	Pct	Off-Def	Tot-Avg	PF-FD	AT	TO	BS	ST	Pts-Avg
01	Hodges, Jibril	30-27	924-30.8	125-306	.408	74-197	.376	58-67	.866	17-48	65-2.2	53-1	69	80	10	35	382-12.7
03	Hawkins, Shawn	30-26	896-29.9	127-330	.385	33-122	.270	50-77	.649	62-89	151-5.0	77-2	43	74	5	21	337-11.2
21	Coleman, Anthony	17-9	363-21.4	52-119	.437	9-38	.237	27-42	.643	21-64	85-5.0	44-0	11	26	14	3	140-8.2
20	Houston, Kevin	30-8	761-25.4	80-189	.423	5-35	.143	37-48	.771	10-54	64-2.1	51-0	98	100	4	24	202-6.7
02	Darby, Louis	14-3	230-16.4	32-76	.421	6-22	.273	24-32	.750	12-16	28-2.0	28-1	10	16	3	12	94-6.7
10	Pearson, Cody	30-26	773-25.8	66-132	.500	1-8	.125	55-91	.604	48-85	133-4.4	80-0	34	46	3	16	188-6.3
00	Ibekwe, Onye	24-18	536-22.3	56-138	.406	0-0	.000	38-81	.469	53-97	150-6.3	58-2	14	35	6	20	150-6.3
52	Jenkins, Chris	28-19	588-21.0	59-156	.378	27-63	.429	12-20	.600	14-30	44-1.6	27-0	18	34	7	6	157-5.6
33	Free, Travon	17-4	252-14.8	25-56	.446	0-0	.000	16-24	.667	22-46	68-4.0	30-1	5	14	11	5	66-3.9
32	Byrd, Sam	30-6	388-12.9	28-67	.418	0-0	.000	19-27	.704	33-44	77-2.6	49-0	6	33	23	5	75-2.5
04	Crockett, Kevin	11-0	56-5.1	6-18	.333	3-13	.231	0-0	.000	1-3	4-0.4	1-0	4	4	0	1	15-1.4
05	Kindred, Keion	19-4	254-13.4	5-9	.556	1-2	.500	0-0	.000	11-17	28-1.5	31-0	22	17	4	10	11-0.6
30	Bryant, Tony	7-0	30-4.3	1-3	.333	0-0	.000	1-2	.500	0-3	3-0.4	5-0	2	3	0	0	3-0.4
	Team									52-56	108-3.6			2			
	LONG BEACH ST	30	6050	662-1599	.414	159-500	.318	337-511	.659	356-652	1008-33.6	544-7	336	484	90	158	1820-60.7
	Opponents	30	6050	715-1597	.448	169-483	.350	391-590	.663	340-665	1005-33.5	490	400	429	72	220	1990-66.3

## Long Beach State's All-Time Coaches



**HEAD COACH**  
**LARRY REYNOLDS**  
*UC Riverside (1976)*  
**4th season**

**Career Record:** 131-98 (.572)  
**LBSU Record:** 21-63 (.250)



- Led Long Beach State to seven wins in its final eight games last season and a berth in the Big West Tournament.
- Turned around a struggling Cal State San Bernardino program and molded it into a Division II national power, taking the Coyotes to two NCAA Elite Eight appearances.
- Earned California Collegiate Athletic Association Coach of the Year honors four times at CSUSB.

• Selected the NABC District 8 Coach of the Year following the 1998-99 campaign after leading the Coyotes to a 23-8 record.

**Coaching Experience:** Associate Head Coach, UC Riverside, 1979-94...assistant coach, San Francisco, 1995-97...head coach, Cal State San Bernardino, 1997-02...head coach, Long Beach State, 2002-present.

### Reynolds' Coaching Record

Year	School	W	L	Pct.
1997-98	CS San Bernardino	12	15	.444
1998-99	CS San Bernardino	23	8	.742
1999-00	CS San Bernardino	23	6	.793
2000-01	CS San Bernardino	24	4	.857
2001-02	CS San Bernardino	28	2	.933
2002-03	Long Beach State	5	22	.185
2003-04	Long Beach State	6	21	.222
2004-05	Long Beach State	10	20	.333
<b>Career Totals</b>		<b>131</b>	<b>98</b>	<b>.572</b>

Years	Coach	Wins	Losses	Pct.
1950-52	Herm Schwarzkopf	13	27	.325
1952-57	Earl Kidd	48	72	.400
1957-60	Bill Patterson	37	33	.529
1960-67	Dick Perry	83	97	.461
1967-68	Randy Sandefur	12	13	.480
1968-73	Jerry Tarkanian	121	20	.858
1973-74	Lute Olson	24	2	.923
1974-78	Dwight Jones	70	40	.636
1978-83	Tex Winter	78	69	.531
1983-84	Dave Buss	9	19	.321
1984-87	Ron Palmer	23	64	.264
1987-90	Joe Harrington	53	36	.596
1990-96	Seth Greenberg	105	70	.600
1996-02	Wayne Morgan	91	84	.520
2002-present	Larry Reynolds	21	63	.250



**THE PYRAMID**  
 Capacity: 5,000  
 All-time Home Record: 92-54

*The Beach*

### In the Postseason

**BWC Tourney:** 21-22 (25 years)  
**Big West Titles:** 10 (1970, 71, 72, 73, 74, 75, 76, 77, 96, 2000)  
**BWC Tourney Titles:** 3 (1977, 1993, 1995)  
**NCAA Appearances:** 7 (1970, 71, 72, 73, 77, 93, 95)  
**NCAA Record:** 7-8  
**NIT Appearances:** 5 (1980, 88, 90, 92, 2000)  
**NIT Record:** 2-5

# UC IRVINE ANTEATERS

## UCI NOTES


• UC Irvine posted a 16-13 record for its fourth winning season in the last years. The Anteaters finished in fifth place in the Big West and are poised to rejoin the upper echelon of the conference after three straight 20-win seasons from 2000-03. Four starters and eight letterwinners return to the team this season.

• The league's most accurate three-point shooter and UCI's top returning scorer spearheads the attack in 2005-06. Senior **Ross Schraeder** ranked second in the Big West and 11th in the nation with his .439 (79-of-180) three-point percentage. The All-Big West honorable mention selection has 159 career three-point baskets, just 42 out of the No. 1 spot in the UCI record books.

• The solid Anteater backcourt is also manned by seniors **Aaron Fitzgerald** and **Jeff Gloger**. Fitzgerald, a 6-2 point guard, was all-conference honorable mention after leading the league with 5.24 assists per game. Fitzgerald also chipped in 12.7 points per game and scored a career-high 30 points in UCI's first round Big West Tournament win against Idaho. Gloger, a 6-4 wing who started at point guard his freshman and sophomore years, tore the ACL in his right knee in late May but has been rehabbing vigorously and could return to action by league play. A tough defender, Gloger ranks No. 1 in UCI history with 167 steals and his 295 assists are sixth on the school's career list.

• Sophomore **Darren Fells** has the ability to be a frontline force for UCI. In 2004-05, the 6-7 forward averaged 5.9 points and 4.9 rebounds per game, starting the first 16 games and coming off the bench in the last 13.

• The Anteaters bring in a solid recruiting class, led by 6-5 freshman **Adam Templeton**, a first team all-state selection at Rapid City High School in South Dakota. **Mark Kelley**, a 6-9 junior college transfer, provides additional size and scoring ability to complement a strong offensive backcourt.



## QUICK FACTS

Location: ..... Irvine, CA  
 Enrollment: ..... 24,000  
 Founded: ..... 1962 (opened 1965)  
 Colors: ..... Blue & Gold  
 Nickname: ..... Anteaters  
 Arena (Capacity): ..... Bren Events Center (5,000)

Chancellor: ..... Dr. Michael V. Drake  
 Athletic Director: ..... Bob Chichester  
 Senior Woman Administrator: ..... Stephanie Shrieve  
 Men's Basketball SID: ..... Bob Olson  
 Phone: ..... (949) 824-5814  
 Fax: ..... (949) 824-5260  
 Email Address: ..... rkolson@uci.edu  
 Website Address: ..... www.athletics.uci.edu

Head Coach: ..... Pat Douglass  
 Career Record: ..... 498-225 (24 years)  
 Record at UCI: ..... 122-107 (8 years)  
 Alma Mater: ..... Pacific (1972)  
 Assistant Coach: ..... Terry Boesel  
 Assistant Coach: ..... Tod Murphy  
 Assistant Coach: ..... Steve Chen

Letterwinners Returning/Lost: ..... 8/3  
 Starters Returning/Lost: ..... 4/1  
 Newcomers: ..... 7  
 2004-05 Record: ..... 16-13  
 2004-05 Big West Record: ..... 8-10 (5th)

## 2005-06 ROSTER

NO.	PLAYER	POS	HT	WT	YR-EXP	HOMETOWN/LAST SCHOOL
2	Shamar Armstrong	G	6-3	195	Sr.-1V	Vallejo, CA/Diablo Valley College
3	Aaron Fitzgerald	G	6-3	180	Sr.-1V	Seattle, WA/Jacksonville (TX) College
10	Jeff Gloger	F/G	6-5	195	Sr.-3V	Mission Viejo, CA/Capistrano Valley HS
11	Nic Campbell	F	6-6	225	Jr.-2V	W. Launceston, Tasmania, Australia
12	Mike Green	G	6-1	175	So.-JC	Corvallis, OR/Cuesta College
14	Ross Schraeder	G	6-5	195	Sr.-3V	Denver, CO/Denver East HS
15	Mark Kelley	F/C	6-8	225	Jr.-JC	Pasadena, CA/Citrus College
20	Brandon Sievers	G	5-9	180	Sr.-JC	Long Beach, CA/Saddleback College
21	Patrick Sanders	F	6-6	195	So.-1V	Corona, CA/Orange HS
22	Dustin Price	G	6-0	180	Jr.-JC	Placentia, CA/Irvine Valley College
32	Adam Templeton	F	6-5	205	Fr.-HS	Rapid City, SD/Rapid City Central HS
33	Darren Fells	F	6-7	250	So.-1V	Fullerton, CA/Fullerton HS
40	Chad McDaniel	G	6-0	170	Fr.-HS	Rosemond, CA/Lancaster HS
42	Adam Metelski	C	6-10	260	Sr.-1V	Poznan, Poland/Grayson (TX) County College
45	Wolfgang Gieler	C	6-9	255	Fr.-HS	Bonn, Germany/Peter-Joerres Gymnasium

## ANTEATERS BY CLASS

Seniors: 6  
 Juniors: 3  
 Sophomores: 3  
 Freshmen: 3

3 Yr Exp - 2  
 2 Yr Exp - 1  
 1 Yr Exp - 5  
 HS Exp - 3  
 JC Exp - 4  
 RS Exp - 0

## UC IRVINE STAFF



Dr. Michael Drake  
 Chancellor



Bob Chichester  
 Athletic Director



Stephanie Shrieve  
 Senior Woman Administrator



Bob Olson  
 Sports Information Director

# UC IRVINE ANTEATERS

## ANTEATER Players To Watch



**DARREN FELLS**  
6-7 • 250 • So.  
Fullerton, CA



Fells started the first 16 games and came off the bench the final 13 during his freshman season... averaged 5.9 points and 4.9 rebounds per game... posted 36 rebounds over the season's final six games, including 12

against Idaho in the Big West Tournament first round...notched the team's first double-double last season with 11 points and a career-high 13 rebounds against Cal State Northridge on Jan. 6...shot 49.6 (65-of-131) percent from the field and 68.3 (41-of-60) percent from the free throw line.



**ROSS SCHRAEDER**  
6-5 • 195 • Sr.  
Denver, CO



Schraeder is one of the top perimeter shooters in the Big West...hit 43.9 (79-of-180) percent from three-point land to rank second in the Big West and 11th nationally in 2004-05...stands fourth all-time in UCI annals

with 159 threes, 42 behind career leader Jeff Herdman's 201...led the Big West with 2.72 threes made per game...ranked 11th in the league with 12.9 points per game...hit a career-high eight treys versus San Jose State...needs 287 points to reach the 1,000 point milestone for his career.

### CAREER STATS

Season	GP-GS	FG%	FT%	PTS	PPG	REB	RPG
2004-05	29-16	49.6	68.3	171	5.9	143	4.9
Career	29-16	49.6	68.3	171	5.9	143	4.9

### CAREER STATS

Season	GP-GS	FG%	FT%	PTS	PPG	REB	RPG
2002-03	28-1	42.3	66.7	119	4.3	22	0.8
2003-04	28-13	43.5	75.8	220	7.9	38	1.4
2004-05	29-29	43.9	86.0	374	12.9	87	3.0
Career	85-43	43.5	80.8	713	8.4	147	1.7

## 2005-06 SCHEDULE

Date	Day	Opponent	Time
11/1	Tue.	#CAL POLY POMONA	7:00 pm
11/10	Thr.	+vs. George Mason	2:00 pm
11/11	Fri.	+at Wake Forest/vs. Miss. Valley State	2/4:30 pm
11/19	Sat.	at Stanford	12:00 pm
11/22	Tue.	SANTA CLARA	7:00 pm
11/26	Sat.	at Pepperdine (FSNW2)	7:30 pm
11/29	Tue.	CAL STATE STANISLAUS	7:00 pm
12/3	Sat.	SAN JOSE STATE	7:00 pm
12/17	Sat.	at Colorado	6:00 pm
12/22	Thr.	LOYOLA-CHICAGO	7:00 pm
12/29	Thr.	=vs. Arkansas-Monticello	3:00 pm
12/30	Fri.	=at Wisconsin-Green Bay	5:30 pm
1/4	Wed.	UC DAVIS	2:00 pm
1/7	Sat.	*at Cal Poly	4:00 pm
1/9	Mon.	*at UC Santa Barbara	7:00 pm
1/13	Fri.	*CAL STATE NORTHRIDGE	7:00 pm
1/15	Sun.	*PACIFIC	2:00 pm
1/19	Thr.	*at UC Riverside (KVMD)	7:00 pm
1/21	Sat.	*at Cal State Fullerton	2:00 pm
1/25	Wed.	*CAL STATE FULLERTON (KVMD)	7:00 pm
1/28	Sat.	*at Long Beach State	5:00 pm
2/2	Thr.	*at Pacific	7:30 pm
2/4	Sat.	*at Cal State Northridge	4:00 pm
2/9	Thr.	*UC SANTA BARBARA (KVMD)	7:00 pm
2/11	Sat.	*CAL POLY (FSNW2)	7:00 pm
2/15	Wed.	*UC RIVERSIDE	7:00 pm
2/18	Sat.	ESPN BRACKET BUSTERS	TBA
2/23	Thr.	at UC Davis	7:00 pm
3/4	Sat.	*LONG BEACH STATE	7:00 pm
3/8-11	Wed.-Sat.	Big West Tournament (Anaheim, CA)	TBA

#Exhibition Home games in bold CAPS  
+2K Sports College Classic (Winston-Salem, NC)  
=Oneida Classic (Green Bay, WI)  
\*Big West game All Times are Pacific

## 2004-05 RESULTS (16-13, 8-10)

Date	Opponent	Score	High Scorer(s)
11/19	CS Dominguez Hills	W, 106-69	Ethington (22)
11/22	at USC	L, 70-90	Fitzgerald (24)
11/27	at UCLA	L, 65-76	Fitzgerald (17)
12/4	Sacramento State	W, 81-69	Ethington (24)
12/14	at Santa Clara	W, 70-58	Fitzgerald (17)
12/17	at San Jose State	W, 76-55	Schraeder (26)
12/21	New Mexico State	W, 75-62	Ethington (19)
12/28	*at Cal Poly	W, 85-75	Schraeder (20)
12/30	*at UC Santa Barbara	L, 45-62	Ethington, Fitzgerald (12)
1/6	*Cal State Northridge	L, 52-66	Fitzgerald (13)
1/8	*Pacific	L, 65-67	Fitzgerald (19)
1/13	*at UC Riverside (KVMD)	L, 55-68	Schraeder (12)
1/15	*at Cal State Fullerton	W, 97-81	Fitzgerald (22)
1/20	*Long Beach State (KVMD)	W, 78-58	Gloger (20)
1/24	at UC Davis	W, 71-64	Fitzgerald (14)
1/27	*Utah State	L, 52-77	Fitzgerald (18)
1/29	*Idaho	W, 71-70	Schraeder (17)
2/3	*at Pacific	L, 61-71	Schraeder (18)
2/5	*at Cal State Northridge	L, 60-79	Schraeder (14)
2/10	*Cal State Fullerton (KVMD)	L, 70-71	Schraeder (21)
2/12	*UC Riverside	W, 56-53	Ethington (17)
2/17	*at Long Beach State (KVMD)	L, 50-55	Ethington (17)
2/19	UC Davis	W, 77-66	Gloger (20)
2/24	*at Idaho	• W, 67-62	Ethington (16)
2/26	*at Utah State	L, 49-87	Fitzgerald (17)
3/3	*UC Santa Barbara	W, 72-63	Schraeder (21)
3/5	*Cal Poly (Fox)	W, 79-49	Ethington (21)
3/9	^vs. Idaho	W, 80-67	Fitzgerald (30)
3/10	^vs. Cal State Northridge	L, 56-72	Gloger, Schraeder (14)

\*Big West Conference game • Overtime  
^Big West Tournament (Anaheim, CA)  
Home games in bold

# UC IRVINE ANTEATORS

## 2004-05 Statistics

No.	Player	G-GS	Min - Avg	FG-FGA	Pct	3P-3PA	Pct	FT-FTA	Pct	Off-Def	Tot- Avg	PF-FD	AT	TO	BS	ST	Pts - Avg
14	Schraeder, Ross	29-29	904-31.2	123-280	.439	79-180	.439	49-57	.860	16-71	87-3.0	63-1	43	31	0	4	374-12.9
03	Fitzgerald, Aaron	29-28	945-32.6	129-298	.433	36-110	.327	73-97	.753	21-81	102-3.5	65-1	152	106	4	29	367-12.7
42	Ethington, Greg	29-29	809-27.9	129-250	.516	5-17	.294	93-130	.715	50-129	179-6.2	94-5	37	57	21	18	356-12.3
10	Gloger, Jeff	29-23	844-29.1	106-210	.505	4-15	.267	61-99	.616	33-113	146-5.0	72-0	91	77	4	32	277-9.6
13	Fells, Darren	29-16	668-23.0	65-131	.496	0-2	.000	41-60	.683	53-90	143-4.9	62-1	25	32	9	16	171-5.9
11	Campbell, Nic	29-18	576-19.9	51-115	.443	21-58	.362	28-32	.875	23-62	85-2.9	61-3	45	16	10	13	151-5.2
34	Metelski, Adam	29-1	288-9.9	44-77	.571	0-0	.000	11-28	.393	31-42	73-2.5	38-0	3	18	5	2	99-3.4
22	Armstrong, Shamar	26-0	282-10.8	31-87	.356	11-53	.208	8-10	.800	15-32	47-1.8	17-0	21	19	3	11	81-3.1
20	Baker, Davis	19-1	188-9.9	20-50	.400	8-26	.308	7-11	.636	6-13	19-1.0	10-0	12	10	0	3	55-2.9
24	Sanders, Patrick	27-0	252-9.3	16-55	.291	0-1	.000	15-22	.682	8-34	42-1.6	26-0	9	18	16	12	47-1.7
32	Bruckner, Andrew	11-0	69-6.3	4-7	.571	0-0	.000	5-12	.417	3-8	11-1.0	12-0	2	6	3	1	13-1.2
	Team									21-36	57-2.0	0		2			
	UC IRVINE	29	5825	718-1560	.460	164-462	.355	391-558	.701	280-711	991-34.2	520-11	440	392	75	141	1991-68.7
	Opponents	29	5825	679-1625	.418	197-537	.367	407-561	.725	308-647	955-32.9	530	309	342	64	164	1962-67.7

## UC Irvine's All-Time Coaches



**HEAD COACH**  
**PAT DOUGLASS**  
*Pacific (1972)*  
*9th season*

**Career Record:** 498-225 (.689)  
**UCI Record:** 122-107 (.533)

Years	Coach	Wins	Losses	Pct.
1965-67	Danny Rogers	30	22	.577
1967-69	Dick Davis	39	17	.696
1969-80	Tim Tift	145	148	.495
1980-91	Bill Mulligan	163	156	.511
1991-97	Rod Baker	52	116	.310
1997-Present	Pat Douglass	122	107	.533



- Has led UC Irvine to a winning record in four of the last five seasons.
- Needs two wins for No. 500 in his career.
- Coached the Anteaters to consecutive regular season Big West titles in 2001 and 2002.
- Earned Big West Coach of the Year and NABC District 15 Coach of the Year honors in 2001.
- Coached Cal State Bakersfield to NCAA Division II titles in 1993, 1994 and 1997.



**Coaching Experience:** Head Coach, Dixon High School, 1973-75...head coach, Manteca High School, 1975-79...head coach, Columbia Junior College, 1979-81...head coach, Eastern Montana, 1981-87...head coach, Cal State Bakersfield, 1987-97...head coach, UC Irvine, 1997-present.

### BREN EVENTS CENTER

Capacity: 5,000

All-time Home Record: 333-190

## Douglass' Coaching Record

Year	School	W	L	Pct.	Year	School	W	L	Pct.
1981-82	Eastern Montana	19	10	.655	1994-95	CS Bakersfield	20	8	.714
1982-83	Eastern Montana	15	12	.556	1995-96	CS Bakersfield	26	4	.867
1983-84	Eastern Montana	16	14	.533	1996-97	CS Bakersfield	29	4	.879
1984-85	Eastern Montana	23	6	.793	1997-98	UC Irvine	9	18	.333
1985-86	Eastern Montana	22	8	.733	1998-99	UC Irvine	6	20	.231
1986-87	Eastern Montana	24	7	.774	1999-00	UC Irvine	14	14	.500
1987-88	CS Bakersfield	21	10	.677	2000-01	UC Irvine	25	5	.833
1988-89	CS Bakersfield	21	9	.700	2001-02	UC Irvine	21	11	.656
1989-90	CS Bakersfield	29	5	.853	2002-03	UC Irvine	20	9	.690
1990-91	CS Bakersfield	25	8	.758	2003-04	UC Irvine	11	17	.393
1991-92	CS Bakersfield	26	7	.788	2004-05	UC Irvine	16	13	.552
1992-93	CS Bakersfield	33	0	1.000	<b>Career Totals</b>		<b>498</b>	<b>225</b>	<b>.689</b>
1993-94	CS Bakersfield	27	6	.818					

## In the Postseason

**BWC Tourney:** 15-23 (23 years)  
**Big West Titles:** 2 (2001, 2002)  
**BWC Tourney Titles:** 0  
**NCAA Appearances:** 0  
**NCAA Record:** 0-0  
**NIT Appearances:** 4 (1982, 86, 2001, 2002)  
**NIT Record:** 2-4

# UC RIVERSIDE HIGHLANDERS


## UCR NOTES

• An era ended at UC Riverside when Athletic Director Stan Morrison announced in March that John Masi would not return after serving 26 years as the head coach of the men's basketball program. Masi led the Highlanders to a 9-19 record in 2004-05. Morrison replaced Masi with the hiring of **David Spencer** as the program's fifth head coach. Spencer, 55, was the academic coordinator of the UCR athletic department beginning in July of 2001. He has served tenures as an assistant men's basketball coach at Colorado State, USC, Hawai'i, Long Beach State and most recently Nevada from 1997-99.

• The new coaching staff plans to implement an uptempo style of play to rejuvenate a UCR offense that ranked seventh in the Big West with 62.3 points per game in 2004-05. Dubbed "The System," the new approach will resemble the fast paced offense and high-pressure defense created by Paul Westphal and used by his Loyola Marymount teams in the 1980's and 1990's. Emphasis will be placed on conditioning and the new system seems to better suit the guard-oriented roster, which features 10 of the 16 players 6-foot-3 or smaller.

• Sophomore **Larry Cunningham** will become the team's primary offensive option this season after averaging 10.2 points and 3.2 rebounds per game in 2004-05. An explosive player who scored 29 points in 21 minutes versus UC Irvine, Cunningham was named the conference's Best Sixth Man and to the All-Freshman Team. He drained 48 three-point baskets, one less than half of his total number of made field goals.

• A pair of senior guards look to benefit from the new style of play as well. **Rickey Porter** is the team's top returning scorer at 11.4 points per game. He led the Highlanders with 56 treys and 30 steals, but looks to improve on his shooting after connecting at just a 36.7 percent (108-of-294) clip. He ranked seventh in the Big West in three-pointers made per game (2.0). **Steve Williams** started all 28 games in his first year with the Highlanders, averaging 9.7 points and 5.3 rebounds per game. He also dished out 74 assists while scoring in double figures 12 times.



## QUICK FACTS

Location: ..... Riverside, CA  
 Enrollment: ..... 17,000  
 Founded: ..... 1954  
 Colors: ..... Blue & Gold  
 Nickname: ..... Highlanders  
 Arena (Capacity): ..... Student Rec Center (3,168)

President: ..... Dr. France A. Córdova  
 Athletic Director: ..... Stan Morrison  
 SWA: ..... Paula Smith  
 Men's Basketball SID: ..... Ross French  
 Phone: ..... (951) 827-5438  
 Fax: ..... (951) 827-5889  
 Email Address: ..... ross.french@ucr.edu  
 Website Address: ..... www.athletics.ucr.edu

Head Coach: ..... David Spencer  
 Career Record: ..... 0-0 (1st year)  
 Record at UCR: ..... 0-0 (1st year)  
 Alma Mater: ..... Delaware (1972)  
 Assistant Coach: ..... Clay McKnight  
 Assistant Coach: ..... Mark Wade  
 Assistant Coach: ..... Vonn Webb

Letterwinners Returning/Lost: ..... 7/4  
 Starters Returning/Lost: ..... 2/3  
 Newcomers: ..... 5  
 2004-05 Record: ..... 9-19  
 2004-05 Big West Record: ..... 4-14 (9th)

## 2005-06 ROSTER

NO.	PLAYER	POS	HT	WT	YR-EXP	HOMETOWN/LAST SCHOOL
1	Chris Johnson	G	6-0	170	Fr.-HS	Los Angeles, CA/LA Jordan HS
10	Justin Bell	G	5-10	165	Sr.-1V	Escondido, CA/Saddleback College
12	Klaus Schille	F	6-11	225	Sr.-3V	Berlin, Germany/Broendby Oberschule
13	Sean Cunningham	G	6-3	190	Fr.-HS	Los Angeles, CA/Daniel Murphy HS
20	Rickey Porter	G	6-3	180	Sr.-3V	Fountain Valley, CA/Mater Dei HS
21	Dedrick Bates	G	6-0	177	Jr.-2V	Los Angeles, CA/Manual Arts HS
22	Benoit Bekono	F	6-7	200	Fr.-HS	Douala, Cameroon/Our Savior New American School
23	Joey Knox	G	6-0	170	Fr.-HS	Los Angeles, CA/Westchester HS
24	Steve Williams	G	6-5	195	Sr.-1V	Cheyenne, WY/College of Eastern Utah
30	David Misko	F	6-10	225	Sr.-1V	Lindsay, CA/College of the Sequoias
31	Houston Power	G	6-2	190	Fr.-RS	Las Vegas, NV/Durango HS
32	Larry Cunningham	G	6-2	190	So.-1V	Downey, CA/Downey HS
33	Christian Soto	F	6-8	220	Fr.-HS	Miami, FL/Miami Christian School
42	Richard Cobbs	F	6-6	230	So.-JC	Moreno Valley, CA/Saddleback College
44	Marcel Montalvan	F	6-6	200	So.-JC	Hawthorne, CA/Hawthorne HS
52	Christian Yeung	G	6-0	165	Fr.-HS	West Covina, CA/West Covina HS

## HIGHLANDERS BY CLASS

Seniors: 5  
 Juniors: 1  
 Sophomores: 3  
 Freshmen: 7

3 Yr Exp - 2  
 2 Yr Exp - 1  
 1 Yr Exp - 4  
 HS Exp - 6  
 JC Exp - 2  
 RS Exp - 1

## UC RIVERSIDE STAFF



Dr. France A.  
Córdova  
  
President



Stan  
Morrison  
  
Athletic Director



Paula  
Smith  
  
Senior Woman  
Administrator



Ross  
French  
  
Sports Information  
Director

# UC RIVERSIDE HIGHLANDERS

## HIGHLANDER Players To Watch



**RICKEY PORTER**  
6-3 • 180 • Sr.  
Fountain Valley, CA

Porter produced career highs in several offensive categories, including scoring (11.4 ppg), rebounding (3.0 rpg) and made three-pointers (56)...still struggles with accuracy, having shot under 40

percent in each of his three full seasons as a Highlander...scored in double-digits in 16 games in 2004-05...dropped in the winning bucket on a court-length drive with 5.2 seconds left versus Idaho on Feb. 19...ranked seventh in the Big West with 2.0 threes made per game... started in 27 of 28 games last season.



**STEVE WILLIAMS**  
6-5 • 195 • Sr.  
Cheyenne, WY

Williams was the only Highlander to start in all 28 games last season...athletic guard corralled a career and team-season high 16 rebounds versus Long Beach State on Feb. 10...averaged 9.7 points

and 5.3 rebounds per game...ranked 13th in the Big West in the rebounding category...hit 25 three-pointers to tie for third on the team... shot 33.3 (25-of-75) percent from three-point territory...averaged 30.6 minutes of floor time per game...led the team with 74 assists playing the off-guard position.

### CAREER STATS

Season	GP-GS	FG%	FT%	PTS	PPG	REB	RPG
2001-02	26-0	32.5	76.0	113	4.3	38	1.5
2002-03	3-0	0.0	0.0	0	0.0	1	0.3
2003-04	28-10	38.9	74.3	218	7.8	66	2.4
2004-05	28-27	36.7	75.0	320	11.4	85	3.0
Career	85-37	36.4	75.0	651	7.7	190	2.2

### CAREER STATS

Season	GP-GS	FG%	FT%	PTS	PPG	REB	RPG
2004-05	28-28	42.4	78.0	271	9.7	147	5.3
Career	28-28	42.4	78.0	271	9.7	147	5.3

## 2005-06 SCHEDULE

Date	Day	Opponent	Time
11/5	Sat.	#REDLANDS	7:30 pm
11/19	Sat.	at Washington State	7:00 pm
11/20	Sun.	at Portland	7:00 pm
11/26	Sat.	SAN DIEGO	4:05 pm
11/30	Wed.	at USC	7:30 pm
12/6	Tue.	at San Diego	7:00 pm
12/10	Sat.	EASTERN WASHINGTON	7:05 pm
12/19	Mon.	MONTANA	7:05 pm
12/21	Wed.	PUGET SOUND	7:05 pm
12/28	Wed.	+at Santa Clara	6:00 pm
12/29	Thr.	+vs. Bucknell/Boston University	6:00/8:00 pm
1/2	Mon.	*UC SANTA BARBARA	7:05 pm
1/4	Wed.	*CAL POLY	7:05 pm
1/7	Sat.	*at Pacific	3:00 pm
1/9	Mon.	*at Cal State Northridge	7:05 pm
1/14	Sat.	*CAL STATE FULLERTON	4:05 pm
1/19	Thr.	*UC IRVINE (KVMD)	7:05 pm
1/21	Sat.	*LONG BEACH STATE (FSNW2)	5:00 pm
1/26	Thr.	at UC Davis	7:05 pm
2/4	Sat.	*at Cal State Fullerton	2:05 pm
2/9	Thr.	*CAL STATE NORTHRIDGE	7:05 pm
2/11	Sat.	*PACIFIC	4:05 pm
2/15	Wed.	*at UC Irvine	7:00 pm
2/18	Sat.	ESPN BRACKET BUSTERS	TBA
2/23	Thr.	*at Cal Poly	7:00 pm
2/25	Sat.	*at UC Santa Barbara	2:00 pm
3/2	Thr.	*at Long Beach State	7:35 pm
3/4	Sat.	UC DAVIS	4:05 pm
3/8-11	Wed.-Sat.	Big West Tournament (Anaheim, CA)	TBA

#Exhibition

+Cable Car Classic (San Jose, CA)

\*Big West game

Home games in bold CAPS

All Times are Pacific

## 2004-05 RESULTS (9-19, 4-14)

Date	Opponent	Score	High Scorer(s)
11/11	+at California	L, 61-78	Cunningham (18)
11/12	+vs. Belmont	W, 74-65	Jobe (20)
11/20	at Northern Arizona	L, 60-78	Morton (17)
11/27	Loyola Marymount	W, 79-72	Morton, Porter (21)
12/4	Cascade College	W, 102-60	Porter (23)
12/12	at Arizona State	L, 59-75	Porter (17)
12/20	Sacramento State	W, 82-74	Morton (29)
12/22	Portland	L, 70-76	Cunningham (19)
12/28	*at Pacific	L, 45-58	Bell (10)
12/30	*at Cal State Northridge (KVMD)	L, 43-57	Porter (13)
1/6	*at Cal State Fullerton	L, 71-74	Morton (20)
1/10	UC Davis	L, 65-66	Morton (25)
1/13	*UC Irvine (KVMD)	W, 68-55	Cunningham (29)
1/15	*Long Beach State	W, 68-65	Schille (17)
1/20	*at Idaho	L, 54-56	Cunningham (18)
1/22	*at Utah State	L, 52-77	Porter (19)
1/27	*UC Santa Barbara	W, 54-50	Cunningham (16)
1/29	*Cal Poly	L, 81-90	Porter (15)
2/3	*Cal State Fullerton (KVMD)	L, 55-76	Porter (15)
2/5	at UC Davis	W, 59-50	Porter (14)
2/10	*at Long Beach State	L, 56-58	Williams (17)
2/12	*at UC Irvine	L, 53-56	Williams (14)
2/17	*Utah State	L, 48-73	Schille, Cunningham (10)
2/19	*Idaho (Fox)	W, 63-62	Williams (19)
2/24	*at Cal Poly	L, 61-83	Cunningham (14)
2/26	*at UC Santa Barbara (Fox)	L, 54-58	Porter (20)
3/3	*Cal State Northridge	L, 60-70	Cunningham (13)
3/5	*Pacific	L, 48-64	Williams (16)

\*Big West Conference game

+Coaches vs. Cancer Classic (Berkeley, CA)

Home games in bold

# UC RIVERSIDE HIGHLANDERS

## 2004-05 Statistics

No.	Player	G-GS	Min - Avg	FG-FGA	Pct	3P-3PA	Pct	FT-FTA	Pct	Off-Def	Tot- Avg	PF-FD	AT	TO	BS	ST	Pts - Avg
44	Morton, Vili	12-12	388-32.3	73-124	.589	0-0	.000	52-90	.578	31-78	109-9.1	37-1	21	35	13	7	198-16.5
20	Porter, Rickey	28-27	811-29.0	108-294	.367	56-163	.344	48-64	.750	18-67	85-3.0	32-0	43	53	3	30	320-11.4
32	Cunningham, Larry	28-3	596-21.3	98-262	.374	48-128	.375	43-64	.672	30-59	89-3.2	60-0	30	60	9	12	287-10.3
24	Williams, Steve	28-28	856-30.6	100-236	.424	25-75	.333	46-59	.780	37-110	147-5.3	81-4	74	73	7	24	271-9.7
12	Schille, Klaus	28-27	603-21.5	59-105	.562	0-0	.000	57-80	.713	41-68	109-3.9	102-10	32	64	10	5	175-6.3
42	Jobe, David	28-15	611-21.8	50-100	.500	1-1	1.000	33-45	.733	36-82	118-4.2	76-6	41	27	7	15	134-4.8
01	Ost, Brett	28-27	569-20.3	44-109	.404	25-73	.342	17-22	.773	4-41	45-1.6	25-0	49	41	1	17	130-4.6
10	Bell, Justin	27-0	517-19.1	27-98	.276	8-47	.170	21-34	.618	8-36	44-1.6	33-0	70	35	1	20	83-3.1
21	Bates, Dedrick	23-1	211-9.2	17-64	.266	6-22	.273	23-30	.767	10-25	35-1.5	23-0	19	16	0	10	63-2.7
52	Henning, Joel	24-0	303-12.6	19-50	.380	1-5	.200	15-25	.600	18-25	43-1.8	28-0	3	14	4	8	54-2.3
30	Misko, David	15-0	135-9.0	9-23	.391	0-0	.000	12-19	.632	8-16	24-1.6	20-0	4	6	4	0	30-2.0
	Team									52-38	90-3.2	0		4			
	UC RIVERSIDE	28	5600	604-1465	.412	170-514	.331	367-532	.690	293-645	938-33.5	517-21	386	428	59	148	1745-62.3
	Opponents	28	5599	662-1538	.430	152-447	.340	400-557	.718	309-656	965-34.5	501	348	370	106	199	1876-67.0

## UC Riverside's All-Time Coaches



**HEAD COACH**  
**DAVID SPENCER**  
*Delaware (1972)*  
*1st season*

**Career Record:** 0-0 (.000)  
**UCR Record:** 0-0 (.000)

Years	Coach	Wins	Losses	Pct.
1954-66	Franklin Lindeburg	89	151	.269
1966-69	Dwain Lewis	47	30	.610
1969-79	Freddie Goss	163	110	.597
1979-05	John Masi	462	269	.632
2005-present	David Spencer	0	0	.000



- Was named fifth head men's basketball coach at UC Riverside on March 21, 2005.
- Served as UCR's academic coordinator from July of 2001 until his hiring as head coach.
- Helped teams from USC and Long Beach State reach the NCAA Tournament during his tenure as an assistant coach.
- Known as an outstanding recruiter during his assistant coach tenures at USC, Long Beach State, Hawai'i and Nevada.

**Coaching Experience:** Graduate assistant coach, Colorado State, 1974-75...assistant varsity coach, Pacific, 1975-77...assistant coach, Loyola Marymount, 1977-79... associate head coach, USC, 1979-86...assistant coach, Hawai'i, 1987-89...assistant coach, Long Beach State, 1992-94...assistant coach, Nevada, 1997-99...head coach, UC Riverside, 2005-present.

### Spencer's Coaching Record

Year	School	W	L	Pct.
2005-06	UC Riverside			First Year
<b>Career Totals</b>		<b>0</b>	<b>0</b>	<b>.000</b>



### STUDENT REC CENTER

Capacity: 3,168  
 All-time Home Record: 77-55



### In the Postseason

BWC Tourney: 1-1 (1 year)  
 Big West Titles: 0  
 BWC Tourney Titles: 0  
 NCAA D-II Appearances: 17  
 (1970, 72, 73, 74, 75, 79, 80, 84, 86,  
 88, 89, 90, 91, 92, 94, 95, 97)  
 NCAA D-II Record: 16-12  
 NIT Appearances: 0  
 NIT Record: 0-0

# UC SANTA BARBARA GAUCHOS


## UCSB NOTES

• UC Santa Barbara could emerge as a favorite to win this year's Big West race, but must remain healthy. Injuries racked the Gaucho lineup last season and the team ended up playing a handful of games with just seven healthy players. Three starters and nine letterwinners return from last year's 11-18 team that accounted for nearly 75 percent of UCSB's scoring.

• Senior **Cecil Brown** is not even included in that 75 percent total, so he figures to bring an added dimension on the court for the Gauchos, both in terms of production and leadership. The 6-4 guard averaged 7.7 points per game as a sophomore in 2003-04 but missed all of last season with injuries to his knee and ankle. His absence contributed heavily to UCSB's last place Big West ranking in scoring (59.2 ppg).

• The Gauchos are deep at the one, two and three spots, giving head coach **Bob Williams** several combinations to work with to fit different situations. Senior **Josh Davis** was the only Gaucho to appear in all 29 games and posted 10.1 points per game while amassing 42 steals. Sophomore **Alex Harris**, who made the Big West All-Freshman Team, played both guard spots and battled through inconsistency to average 7.4 points per game. A couple of solid perimeter threats also beef up the backcourt in senior **Joe See** and sophomore **Derek Rasp**. See struggled at a 32.8 percent clip from beyond the arc but managed to tie for the team lead with 43 three-pointers. Rasp worked himself into the rotation as a walk on freshman, made 13 starts, and shot .405 (30-of-74) from three-point territory.

• UCSB's frontcourt has the potential to be extremely productive depending once again on staying injury free. Senior **Cameron Goettsche**, a 6-9 forward, missed 11 games and played with groin and back injuries in the other 18. He averaged 7.3 points and 6.6 rebounds per game while blocking 24 shots. Junior **Glenn Turner** played the final seven games last season with a fractured finger on his shooting hand. The 6-9 forward is a defensive force as he led the conference with 42 blocked shots. He also averaged 4.1 points and 5.0 rebounds per game.



## QUICK FACTS

Location: ..... Santa Barbara, CA  
 Enrollment: ..... 20,847  
 Founded: ..... 1944  
 Colors: ..... Blue & Gold  
 Nickname: ..... Gauchos  
 Arena (Capacity): ..... The Thunderdome (6,000)

Chancellor: ..... Dr. Henry Yang  
 Athletic Director: ..... Dr. Gary Cunningham  
 Senior Woman Administrator: ..... Diane O'Brien  
 Men's Basketball SID: ..... Bill Mahoney  
 Phone: ..... (805) 893-3428  
 Fax: ..... (805) 893-4537  
 Email Address: ..... bill.mahoney@athletics.ucsb.edu  
 Website Address: ..... www.ucsbgauchos.com

Head Coach: ..... Bob Williams  
 Career Record: ..... 296-197 (17 years)  
 Record at UCSB: ..... 107-97 (7 years)  
 Alma Mater: ..... San Jose State (1976)  
 Assistant Coach: ..... David Campbell  
 Assistant Coach: ..... Mark Amaral  
 Assistant Coach: ..... Matt Stock

Letterwinners Returning/Lost: ..... 9/4  
 Starters Returning/Lost: ..... 4/1  
 Newcomers: ..... 4  
 2004-05 Record: ..... 11-18  
 2004-05 Big West Record: ..... 7-11 (t-6th)

## 2005-06 ROSTER

NO.	PLAYER	POS	HT	WT	YR-EXP	HOMETOWN/LAST SCHOOL
1	Cecil Brown	G	6-4	185	Sr.-2V	Canoga Park, CA/Canoga Park HS
2	Josh Davis	G	6-5	200	Sr.-3V	Mobile, AL/Elk Grove (CA) HS
3	Lance Hurdle	G	6-2	180	Fr.-HS	San Diego, CA/Helix HS
4	Derek Rasp	G	6-5	210	So.-1V	Camarillo, CA/Camarillo HS
5	James Powell	G	6-2	185	Fr.-HS	Glendora, CA/Glendora HS
10	Chris Devine	F	6-7	210	So.-RS	Eagle River, AK/Chugiak HS
11	Joe See	G	6-0	170	Sr.-2V	Martinez, CA/Oregon State
12	Alex Harris	G	6-5	200	So.-1V	Alameda, CA/Notre Dame St. Joseph's HS
20	Cameron Goettsche	F	6-9	225	Sr.-2V	Highlands Ranch, CO/Salt Lake CC
23	Michael Chambers	G	6-3	165	Sr.-1V	Vacaville, CA/San Francisco
32	Chidi Ajufo	F	6-6	240	So.-JC	London, England/Pensacola CC
33	David Massey	F	7-3	250	Fr.-HS	Hemet, CA/Hemet HS
41	Tom Garlepp	F	6-8	230	Fr.-HS	Perth, Australia/Australian Institute of Sport
42	Chris Moore	F	6-9	240	So.-1V	Lakewood, OH/St. Edward's HS
44	Glenn Turner	F	6-9	220	Jr.-2V	San Jose, CA/Overfelt HS

## GAUCHOS BY CLASS

Seniors: 5  
 Juniors: 1  
 Sophomores: 5  
 Freshmen: 4

3 Yr Exp - 1  
 2 Yr Exp - 4  
 1 Yr Exp - 4  
 HS Exp - 4  
 JC Exp - 1  
 RS Exp - 1

## UC SANTA BARBARA STAFF



Dr. Henry Yang  
 President



Dr. Gary Cunningham  
 Athletic Director




Diane O'Brien  
 Senior Woman Administrator



Bill Mahoney  
 Sports Information Director

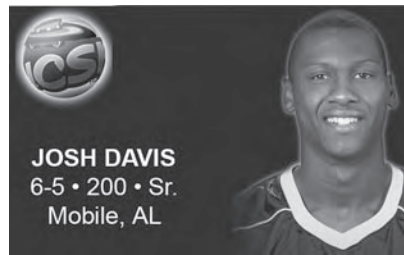
# UC SANTA BARBARA GAUCHOS

## GAUCHO Players To Watch



Brown missed the entire 2004-05 season with knee and ankle injuries, but is expected to be one of the team's go-to players...an athletic player who can penetrate or hit from the perimeter...played in just one exhibi-

tion game last year before being sidelined...averaged 7.7 points and 1.8 rebounds per game in 2003-04 while starting 11 of 27 games...scored in double figures 11 times as a sophomore and the Gauchos were 9-2 in those games...knocked down 24 three-pointers in 2003-04...had a career-high 17 points against Cal State Fullerton.



Davis is the lone three-year letterwinner on this year's team and the only player to start in all 29 contests in 2004-05...is the team's top returning scorer at 10.1 points per game...connected for a career-high

25 three-pointers...played in a career-high 939 minutes his junior year, over 400 more than his sophomore season...scored double-digit points 13 times, including a career-high 21 points against Pacific...tallied four treys in season-opening OT win versus San Diego State...also contributed 4.7 rebounds and 1.7 assists per game last season.

### CAREER STATS

Season	GP-GS	FG%	FT%	PTS	PPG	REB	RPG
2002-03	32-3	39.3	68.9	167	5.2	62	1.9
2003-04	27-11	41.0	66.1	209	7.7	48	1.8
2004-05	Did not play						
Career	59-14	40.2	67.3	376	6.4	110	1.9

### CAREER STATS

Season	GP-GS	FG%	FT%	PTS	PPG	REB	RPG
2002-03	32-1	41.5	76.5	108	3.4	61	1.9
2003-04	27-13	42.2	44.1	122	4.5	63	2.3
2004-05	29-29	40.9	68.9	293	10.1	137	4.7
Career	88-43	41.3	66.9	523	5.9	261	3.0

## 2005-06 SCHEDULE

Date	Day	Opponent	Time
11/3	Thr.	#UC SAN DIEGO	7:00 pm
11/9	Wed.	#WESTMONT	7:00 pm
11/18	Fri.	SAN FRANCISCO	7:00 pm
11/21	Mon.	SAN DIEGO	7:00 pm
11/25	Fri.	at North Carolina	5:30 pm
11/28	Mon.	at Arizona State	6:00 pm
12/3	Sat.	at Loyola Marymount	7:00 pm
12/7	Wed.	PEPPERDINE	7:00 pm
12/17	Sat.	at San Diego State	7:00 pm
12/20	Tue.	SOMONA STATE	7:00 pm
12/23	Fri.	at Fresno State	7:00 pm
12/28	Wed.	PORTLAND	7:00 pm
1/2	Mon.	*at UC Riverside	7:05 pm
1/4	Wed.	*at Cal State Fullerton	7:00 pm
1/7	Sat.	*LONG BEACH STATE	2:00 pm
1/9	Mon.	*UC IRVINE	7:00 pm
1/15	Sun.	at UC Davis	2:00 pm
1/21	Sat.	*at Cal Poly	4:00 pm
1/26	Thr.	*CAL STATE NORTHRIDGE	7:00 pm
1/28	Sat.	*PACIFIC (FSNW2)	4:00 pm
2/2	Thr.	UC DAVIS	7:00 pm
2/9	Thr.	*at UC Irvine (KVMD)	7:00 pm
2/11	Sat.	*at Long Beach State	5:35 pm
2/15	Wed.	*CAL POLY	7:00 pm
2/18	Sat.	at ESPN Bracket Busters	TBA
2/23	Thr.	*CAL STATE FULLERTON (KVMD)	7:00 pm
2/25	Sat.	*UC RIVERSIDE	2:00 pm
3/2	Thr.	*at Pacific	7:00 pm
3/4	Sat.	*at Cal State Northridge	4:00 pm
3/8-11	Wed.-Sat.	Big West Tournament (Anaheim, CA)	TBA

## 2004-05 RESULTS (11-18, 7-11)

Date	Opponent	Score	High Scorer(s)
11/19	at San Diego State	W, 80-72	Davis (18)
11/23	at Wisconsin (#17/#20)	L, 61-72	Cook (21)
11/27	at San Francisco	L, 56-72	Davis (20)
12/1	at Pepperdine	L, 56-62	Oliver (14)
12/4	San Diego State	L, 55-73	Goettsche (10)
12/18	Montana	W, 55-46	Cook (14)
12/22	at San Diego	L, 63-71	See (17)
12/28	*Long Beach State	W, 54-47	Cook (15)
12/30	*UC Irvine	W, 62-45	Oliver (12)
1/2	*at Cal State Northridge	L, 50-70	Harris (13)
1/6	*at Utah State	L, 70-80	See (26)
1/8	*at Idaho	L, 50-61	Oliver (12)
1/13	*Cal Poly	W, 76-56	Rasp (14)
1/15	UC Davis	W, 67-62	Oliver (19)
1/20	*Cal State Northridge	W, 65-52	Oliver (21)
1/22	*Pacific	L, 43-58	Davis (21)
1/27	*at UC Riverside	L, 50-54	Oliver (15)
1/29	*at Cal State Fullerton (Fox)	L, 59-68	Harris (16)
2/3	*Idaho	W, 54-40	Oliver (17)
2/5	*Utah State	L, 50-80	Davis (13)
2/10	at UC Davis	L, 63-72	Davis (13)
2/16	*at Pacific	L, 56-79	Harris, See (16)
2/19	*at Cal Poly	W, 78-66	Harris, See, Oliver (16)
2/24	*Cal State Fullerton (KVMD)	L, 57-66	Rasp (15)
2/26	*UC Riverside (Fox)	W, 58-54	Rasp (15)
3/3	*at UC Irvine	L, 63-72	Oliver (18)
3/5	*at Long Beach State	L, 57-58	Rasp (12)
3/9	^vs. Long Beach State	W, 55-49	See (19)
3/10	^vs. Cal State Fullerton	L, 55-66	Davis (15)

\*Big West Conference game

• Overtime

Home games in bold

^Big West Tournament (Anaheim, CA)

#Exhibition

Home games in bold CAPS

\*Big West game

All Times are Pacific

# UC SANTA BARBARA GAUCHOS

## 2004-05 Statistics

No.	Player	G-GS	Min - Avg	FG-FGA	Pct	3P-3PA	Pct	FT-FTA	Pct	Off-Def	Tot-Avg	PF-FO	AT	TO	BS	ST	Pts - Avg
32	Cook, Casey	10-10	298-29.8	41-101	.406	4-9	.444	22-34	.647	26-29	55-5.5	30-2	12	19	2	14	108-10.8
15	Oliver, Chrismen	29-28	907-31.3	110-276	.399	43-122	.352	41-55	.745	12-52	64-2.2	33-0	86	69	3	55	304-10.5
02	Davis, Josh	29-29	939-32.4	103-252	.409	25-74	.338	62-90	.689	48-89	137-4.7	77-2	50	50	1	42	293-10.1
11	See, Joe	29-7	695-24.0	72-199	.362	43-131	.328	45-61	.738	10-58	68-2.3	43-1	54	38	1	17	232-8.0
12	Harris, Alex	29-24	754-26.0	65-176	.369	21-64	.328	65-85	.765	22-63	85-2.9	44-1	51	60	5	27	216-7.4
20	Goettsche, Cameron	18-13	475-26.4	57-119	.479	1-4	.250	16-35	.457	38-80	118-6.6	42-2	15	29	24	15	131-7.3
04	Rasp, Derek	24-13	470-19.6	49-113	.434	30-74	.405	18-25	.720	15-44	59-2.5	43-0	22	21	2	11	146-6.1
44	Turner, Glenn	29-21	580-20.0	39-74	.527	0-0	.000	41-66	.621	47-97	144-5.0	82-2	6	36	42	8	119-4.1
23	Chambers, Michael	28-0	304-10.9	36-107	.336	16-62	.258	24-36	.667	11-23	34-1.2	22-0	5	18	0	7	112-4.0
42	Moore, Chris	17-0	167-9.8	15-28	.536	0-0	.000	5-15	.333	11-19	30-1.8	17-0	2	11	6	5	35-2.1
33	Kennedy, David	13-0	149-11.5	8-14	.571	0-0	.000	2-17	.118	13-9	22-1.7	29-0	2	6	1	5	18-1.4
35	Wheeler, Derek	10-0	87-8.7	1-6	.167	0-0	.000	2-4	.500	9-6	15-1.5	2-0	3	2	1	1	4-0.4
	Team									24-34	58-2.0	0		4			
	UC SANTA BARBARA	29	5825	596-1465	.407	183-540	.339	343-523	.656	286-603	889-30.7	464-10	308	363	88	207	1718-59.2
	Opponents	29	5825	642-1484	.433	194-565	.343	345-505	.683	326-689	1015-35.0	479-	379	416	66	147	1823-62.9

## UC Santa Barbara's All-Time Coaches



**HEAD COACH**  
**BOB WILLIAMS**  
*San Jose State (1976)*  
*8th season*

**Career Record:** 296-197 (.639)  
**UCSB Record:** 107-97 (.525)



- Needs four victories to reach No. 300 for his career.
- Led the Gauchos to three straight winning seasons (2001-04), the program's first such accomplishment in nearly 15 years.
- Was named the 1998-99 and 2002-03 Big West Coach of the Year.
- Led UC Davis to the Division II National Championship in 1998.
- Selected NCAA Division II Coach of the Year in 1998.

Years	Coach	Wins	Losses	Pct.
1921-22	Miss Alice Bradley	8	5	.615
1922-27	Otho J. Gilliland	27	11	.710
1927-29	Dudley DeGroot	8	14	.363
1929-36	Harold Davis	36	62	.368
1936-37	Paul Jones	2	8	.200
1937-57	Willie Wilton	205	163	.557
1957-66	Art Gallon	122	109	.528
1966-78	Ralph Barkey	169	144	.540
1978-83	Ed DeLacy	51	83	.380
1983-98	Jerry Pimm	222	202	.523
1998-Present	Bob Williams	107	97	.525



### THE THUNDERDOME

Capacity: 6,000  
 All-time Home Record: 231-122



**Coaching Experience:** Assistant Coach, San Lorenzo Valley High School, 1975-76...head coach, Santa Cruz High School, 1976-78...assistant coach, Cabrillo College, 1978-79...head coach, Lincoln High School, 1979-80...head coach, Cabrillo College, 1980-83...head coach, Menlo College, 1983-88...assistant coach, Pepperdine, 1988-90...head coach, UC Davis, 1990-98...head coach, UC Santa Barbara, 1998-present.

### Williams' Coaching Record

Year	School	W	L	Pct.	Year	School	W	L	Pct.
1986-87	Menlo College	13	13	.500	1997-98	UC Davis	31	2	.939
1987-88	Menlo College	18	11	.621	1998-99	UC Santa Barbara	15	13	.536
1990-91	UC Davis	20	8	.714	1999-00	UC Santa Barbara	14	14	.500
1991-92	UC Davis	19	11	.633	2000-01	UC Santa Barbara	13	15	.464
1992-93	UC Davis	13	14	.482	2001-02	UC Santa Barbara	20	11	.645
1993-94	UC Davis	11	15	.423	2002-03	UC Santa Barbara	18	14	.563
1994-95	UC Davis	20	11	.645	2003-04	UC Santa Barbara	16	12	.571
1995-96	UC Davis	24	6	.800	2004-05	UC Santa Barbara	11	18	.379
1996-97	UC Davis	20	9	.690	<b>Career Totals</b>		<b>296</b>	<b>197</b>	<b>.639</b>

### In the Postseason

BWC Tourney: 11-21 (22 years)  
 Big West Titles: 2 (1999, 2003)  
 BWC Tourney Titles: 1 (2002)  
 NCAA Appearances: 4  
 (1961, 1988, 1990, 2002)  
 NCAA Record: 3-4  
 NIT Appearances: 4  
 (1989, 1992, 1993, 2003)  
 NIT Record: 0-4

# PACIFIC TIGERS

## PAC NOTES

• Pacific became the first Big West team since former member New Mexico State to win NCAA Tournament first round games in back-to-back seasons, posting a stellar 27-4 record in 2004-05. The Aggies accomplished the feat in 1992 and 1993. The Tigers spent several weeks ranked among the top 25, including as high as No. 16 by *ESPN/USA Today*, and finished the season No. 22 in the *Associated Press* poll.

• The Tigers were just the eighth team in Big West history to finish conference play undefeated. In rolling to an 18-0 record, they won 10 of those games by double-digits. Over the last two seasons, Pacific has won 31 straight games against conference opponents during the regular season. That streak will be tested at home against UC Riverside on Jan. 7.

• Pacific owns a 52-12 record over the last two seasons, and has the fewest losses in the nation since January of 2004.

• The program lost several key contributors to graduation and returns just one starter in 2005-06. Senior **Christian Maraker**, a two-time first team all-conference selection, is one of the top candidates for Big West Player of the Year honors. He averaged 13.1 points and 6.1 rebounds per game to rank ninth in both categories. He was sixth in field goal percentage (.509).

• Despite Maraker's return, the Tigers lost five of the top six scorers from a year ago, including Big West Player of the Year David Doubly. The Tigers lost 69.3 percent of their total scoring. Senior guards **Mike Webb** and **Johnny Gray** are expected to pick up some of the scoring slack. Both players made solid contributions as reserves last season. Webb averaged 5.0 points per game, hitting 35 three-pointers, including a 5-for-8 performance from downtown against Pittsburgh in the first round of the NCAA Tournament. Gray chipped in 3.9 points per contest and shot 51.1 (47-of-92) percent from the field, including 47.6 (20-of-42) percent from three-point land.

• The Tigers have nine new players on this year's roster, including four from the junior college ranks, three true freshmen and two redshirt freshmen. **Anthony Brown**, a 6-7 redshirt freshman forward, could be one of the immediate main contributors, with 6-1 freshman guard **Steffan Johnson** another possibility.



## QUICK FACTS

Location: .....Stockton, CA  
 Enrollment: ..... 6,000  
 Founded: ..... 1851  
 Colors: ..... Orange & Black  
 Nickname: .....Tigers  
 Arena (Capacity): ..... Alex G. Spanos Center (6,150)

President: ..... Dr. Donald DeRosa  
 Athletic Director: .....Lynn King  
 SWA: ..... Cindy Spiro  
 Men's Basketball SID: .....Mike Millerick  
 Phone: ..... (209) 946-2866  
 Fax: ..... (209) 946-2757  
 Email Address: ..... mmilleri@pacific.edu  
 Website Address: ..... www.pacifictigers.com

Head Coach: ..... Bob Thomason  
 Career Record: ..... 338-240 (20 years)  
 Record at PAC: ..... 286-213 (17 years)  
 Alma Mater: ..... Pacific (1971)  
 Assistant Coach: ..... Ron Verlin  
 Assistant Coach: ..... Adam Jacobsen  
 Assistant Coach: ..... Aaron Woliczko

Letterwinners Returning/Lost: ..... 5/8  
 Starters Returning/Lost: ..... 1/4  
 Newcomers: ..... 9  
 2004-05 Record: ..... 27-4  
 2004-05 Big West Record: ..... 18-0 (1st)

## 2005-06 ROSTER

NO.	PLAYER	POS	HT	WT	YR-EXP	HOMETOWN/LAST SCHOOL
0	Reggie Vezia	G	6-2	185	Jr.-JC	Vacaville, CA/Solano JC
2	Johnny Gray	G	6-1	180	Sr.-1V	Agoura Hills, CA/Moorpark College
3	Mike Webb	G	6-1	180	Sr.-1V	Lancaster, CA/Antelope Valley College
5	Steffan Johnson	G	6-1	170	Fr.-HS	Kent, WA/Kent Meridian HS
12	Ben Pemberton	G/F	6-5	215	Jr.-JC	Hawkins, TX/Tyler JC
13	Christian Maraker	F	6-9	235	Sr.-3V	Varberg, Sweden/Vastergardskolan
21	Anthony Brown	F	6-8	225	Fr.-RS	Sacramento, CA/Capital Christian HS
22	Miguel Flores	F	6-8	240	Sr.-3V	Woodland, CA/Woodland HS
25	Kevin Hurley	G	6-3	180	Fr.-RS	Fresno, CA/Clovis West HS
30	Anthony Esparza	G/F	6-5	200	Jr.-JC	Bakersfield, CA/Fresno City College
33	Casey Neimeyer	F	6-8	225	Fr.-HS	Woodland, CA/Woodland HS
34	Wolfgang Raffety	F/C	6-8	235	Jr.-JC	Placerville, CA/American River College
42	Joe Ford	G/F	6-6	200	Fr.-HS	Altadena, CA/Campbell Hall HS
51	Michael White	F/C	6-7	240	Jr.-1V	Capitola, CA/Monte Vista Christian HS

## TIGERS BY CLASS

Seniors: 4  
 Juniors: 5  
 Sophomores: 0  
 Freshmen: 5

3 Yr Exp - 2  
 2 Yr Exp - 0  
 1 Yr Exp - 3  
 HS Exp - 3  
 JC Exp - 4  
 RS Exp - 2

## PACIFIC STAFF



Dr. Donald DeRosa  
 President



Lynn King  
 Athletic Director



Cindy Spiro  
 Senior Woman Administrator



Mike Millerick  
 Sports Information Director

# PACIFIC TIGERS

## TIGER Players To Watch



**JOHNNY GRAY**  
6-1 • 180 • Sr.  
Agoura Hills, CA



Gray is expected to inherit the starting point guard spot for the Tigers in 2005-06...came off the bench in all 30 games played last season, averaging 3.9 points and 1.1 rebounds per game... shot 51.1 (47-of-92) per-

cent from the field...also connected on 47.6 (20-of-42) percent from three-point range...reached double figures in scoring four times, all in conference games...scored a career-high 14 points on two occasions... connected for 34 three-pointers, which leads all returning Pacific players.



**MIKE WEBB**  
6-1 • 180 • Sr.  
Lancaster, CA



Webb is a solid perimeter threat for the Tigers at the off-guard position...played in all 31 games last season, starting once...posted a career-high 15 points on 5-of-8 three-point shooting in the NCAA Tournament

first round win over Pittsburgh...of his 54 made field goals, 35 came from three-point land...shot 36.8 (35-of-95) percent from three-point territory...recorded double-digits in points four times...sank multiple three-pointers on nine occasions...made 14-of-27 three-pointers over the final six games (.519).

### CAREER STATS

Season	GP-GS	FG%	FT%	PTS	PPG	REB	RPG
2004-05	30-0	51.1	1.000	118	3.9	32	1.1
Career	30-0	51.1	1.000	118	3.9	32	1.1

### CAREER STATS

Season	GP-GS	FG%	FT%	PTS	PPG	REB	RPG
2004-05	31-1	40.6	63.2	155	5.0	40	1.3
Career	31-1	40.6	63.2	155	5.0	40	1.3

## 2005-06 SCHEDULE

Date	Day	Opponent	Time
11/5	Sat.	#SEATTLE UNIVERSITY	7:30 pm
11/11	Fri.	#CAL STATE STANISLAUS	7:30 pm
11/18	Fri.	SONOMA STATE	7:30 pm
11/20	Sun.	+vs. Savannah State	5:00 pm
11/21	Mon.	+vs. Bowie State	5:00 pm
11/22	Tue.	+at Oregon	7:30 pm
11/26	Sat.	at Santa Clara	7:00 pm
11/30	Wed.	at San Francisco	7:00 pm
12/3	Sat.	NEVADA	7:00 pm
12/7	Wed.	SAN JOSE STATE	7:00 pm
12/10	Sat.	at Western Kentucky	TBA
12/17	Sat.	FRESNO STATE	7:00 pm
12/20	Tue.	at UTEP	6:05 pm
12/29	Thr.	at UC Davis	7:00 pm
1/3	Tue.	TEXAS A&M	7:00 pm
1/7	Sat.	*UC RIVERSIDE	3:00 pm
1/9	Mon.	*CAL STATE FULLERTON (CSTV)	8:00 pm
1/13	Fri.	*at Long Beach State	7:35 pm
1/15	Sun.	*at UC Irvine	2:00 pm
1/21	Sat.	UC DAVIS	3:00 pm
1/26	Thr.	*at Cal Poly	7:00 pm
1/28	Sat.	*at UC Santa Barbara (FSNW2)	4:00 pm
2/2	Thr.	*UC IRVINE	7:30 pm
2/4	Sat.	*LONG BEACH STATE (FSNW2)	5:00 pm
2/9	Thr.	*at Cal State Fullerton (ESPN2)	8:00 pm
2/11	Sat.	*at UC Riverside	4:05 pm
2/18	Sat.	ESPN BRACKET BUSTERS	TBA
2/22	Wed.	*CAL STATE NORTHRIDGE	7:00 pm
2/25	Sat.	*at Cal State Northridge (FSNW2)	3:00 pm
3/2	Thr.	*UC SANTA BARBARA	7:00 pm
3/4	Sat.	*CAL POLY	3:00 pm
3/8-11	Wed.-Sat.	Big West Tournament (Anaheim, CA)	TBA

#Exhibition Home games in bold CAPS  
+Hispanic College Fund Tournament (Eugene, OR)  
\*Big West game All Times are Pacific

## 2004-05 RESULTS (27-4, 18-0)

Date	Opponent	Score	High Scorer(s)
11/20	at San Jose State	W, 70-52	Mihailovic (18)
11/23	Santa Clara	W, 71-65	Doubley, Maraker (20)
12/4	at Kansas (#2/#2)	L, 70-81	Maraker (22)
12/8	at UC Davis	W, 78-63	Korajkic (19)
12/11	at Nevada	W, 72-69	Doubley (18)
12/18	San Francisco	L, 64-67	Maraker (20)
12/21	at Fresno State	W, 88-77	Doubley (23)
12/28	*UC Riverside	W, 58-45	Doubley (18)
12/30	*Cal State Fullerton	W, 94-88	Maraker (26)
1/2	*Cal Poly	W, 83-62	Yango (15)
1/6	*at Long Beach State (KVMD)	W, 68-60	Doubley (15)
1/8	*at UC Irvine	W, 67-65	Gray, Maraker (14)
1/13	*Utah State	••W, 73-66	Maraker (19)
1/15	*Idaho	W, 62-53	Yango (20)
1/20	*at Cal Poly	W, 90-78	Mihailovic (20)
1/22	*at UC Santa Barbara	W, 58-43	Doubley (16)
1/27	*at Cal State Northridge (KVMD)	W, 66-62	Maraker (16)
1/31	UC Davis	W, 70-64	Maraker (19)
2/3	*UC Irvine	W, 71-61	Doubley (21)
2/5	*Long Beach State (Fox)	W, 87-58	Yango (20)
2/10	*at Idaho	W, 78-56	Doubley (21)
2/12	*at Utah State (CSTV)	W, 64-63	Yango (15)
2/16	*UC Santa Barbara	W, 79-56	Yango (16)
2/19	+UTEP (ESPN)	W, 73-66	Doubley (21)
2/26	*Cal State Northridge (ESPN2)	W, 75-61	Maraker, Newton (15)
3/3	*at Cal State Fullerton	W, 92-88	Yango (27)
3/5	*at UC Riverside	W, 64-48	Yango (12)
3/11	^vs. Cal State Northridge	W, 63-61	Yango (15)
3/12	^vs. Utah State	L, 52-65	Korajkic (9)
3/17	=vs. Pittsburgh	W, 79-71	Doubley, Maraker (17)
3/19	=vs. Washington	L, 79-97	Yango (17)

\*Big West Conference game •Overtime  
+ESPN Bracket Buster Saturday (Stockton, CA)  
^Big West Tournament (Anaheim, CA)  
=NCAA Tournament First & Second Rounds (Boise, ID) Home games in bold

# PACIFIC TIGERS

## 2004-05 Statistics

No.	Player	G-GS	Min - Avg	FG-FGA	Pct	3P-3PA	Pct	FT-FTA	Pct	Off-Def	Tot-Avg	PF-FO	AT	TO	BS	ST	Pts - Avg
33	Yango, Guillaume	31-29	880-28.4	146-251	.582	0-0	.000	117-164	.713	91-138	229-7.4	64-1	25	57	32	12	409-13.2
13	<b>Maraker, Christian</b>	<b>31-31</b>	<b>891-28.7</b>	<b>148-291</b>	<b>.509</b>	<b>26-66</b>	<b>.394</b>	<b>85-103</b>	<b>.825</b>	<b>48-142</b>	<b>190-6.1</b>	<b>64-0</b>	<b>43</b>	<b>61</b>	<b>15</b>	<b>13</b>	<b>407-13.1</b>
20	Doubley, David	31-31	995-32.1	120-264	.455	47-111	.423	94-105	.895	10-76	86-2.8	26-0	122	75	11	24	381-12.3
10	Korajkic, Jasko	31-18	811-26.2	91-178	.511	22-66	.333	44-58	.759	32-115	147-4.7	71-1	70	61	12	38	248-8.0
41	Newton, Tyler	31-12	674-21.7	84-141	.596	4-14	.286	53-86	.616	46-95	141-4.5	81-3	53	52	13	12	225-7.3
01	Mihailovic, Marko	31-30	753-24.3	54-141	.383	33-91	.363	38-60	.633	15-53	68-2.2	64-1	61	42	1	23	179-5.8
03	<b>Webb, Mike</b>	<b>31-1</b>	<b>469-15.1</b>	<b>54-133</b>	<b>.406</b>	<b>35-95</b>	<b>.368</b>	<b>12-19</b>	<b>.632</b>	<b>6-34</b>	<b>40-1.3</b>	<b>20-0</b>	<b>34</b>	<b>21</b>	<b>0</b>	<b>4</b>	<b>155-5.0</b>
02	<b>Gray, Johnny</b>	<b>30-0</b>	<b>374-12.5</b>	<b>47-92</b>	<b>.511</b>	<b>20-42</b>	<b>.476</b>	<b>4-41.000</b>		<b>1-31</b>	<b>32-1.1</b>	<b>15-0</b>	<b>31</b>	<b>25</b>	<b>0</b>	<b>15</b>	<b>118-3.9</b>
24	Kemper, Matt	28-0	237-8.5	37-72	.514	14-33	.424	18-26	.692	15-41	56-2.0	35-0	14	12	10	8	106-3.8
12	Purnell, Allan	18-3	86-4.8	6-20	.300	0-8	.000	3-4	.750	7-7	14-0.8	6-0	6	6	1	1	15-0.8
51	<b>White, Michael</b>	<b>12-0</b>	<b>51-4.3</b>	<b>5-9</b>	<b>.556</b>	<b>0-0</b>	<b>.000</b>	<b>0-0</b>	<b>.000</b>	<b>1-8</b>	<b>9-0.8</b>	<b>6-0</b>	<b>2</b>	<b>3</b>	<b>1</b>	<b>4</b>	<b>10-0.8</b>
42	Pearson, Drew	4-0	7-1.8	1-2	.500	0-0	.000	0-0	.000	0-0	0-0.0	1-0	0	3	0	0	2-0.5
22	<b>Flores, Miguel</b>	<b>8-0</b>	<b>22-2.8</b>	<b>1-4</b>	<b>.250</b>	<b>0-0</b>	<b>.000</b>	<b>1-2</b>	<b>.500</b>	<b>0-2</b>	<b>2-0.3</b>	<b>2-0</b>	<b>1</b>	<b>4</b>	<b>0</b>	<b>0</b>	<b>3-0.4</b>
	Team									38-52	90-2.9			2			
	<b>PACIFIC</b>	<b>31</b>	<b>6250</b>	<b>794-1598</b>	<b>.497</b>	<b>201-526</b>	<b>.382</b>	<b>469-631</b>	<b>.743</b>	<b>310-794</b>	<b>1104-35.6</b>	<b>455-6</b>	<b>462</b>	<b>424</b>	<b>96</b>	<b>154</b>	<b>2258-72.8</b>
	Opponents	31	6250	754-1822	.414	219-654	.335	284-423	.671	342-577	919-29.6	565-12	389	344	72	226	2011-64.9

## Pacific's All-Time Coaches



### HEAD COACH BOB THOMASON

*Pacific (1971)*  
*18th season*

**Career Record:** 338-240 (.585)  
**PAC Record:** 286-213 (.573)



- Has led the Tigers to the second round of the NCAA Tournament for two straight seasons.
- Is the winningest coach in program history with 286 wins.
- Will coach his 500th career game at Pacific in this year's season opener.
- Has earned Big West Coach of the Year honors in each of the last two campaigns.
- Has coached two Big West Players of the Year, including Miah Davis (2003-04) and David Doubley (2004-05)

• Coached NBA No. 1 draft pick Michael Olowokandi, who was selected by the Los Angeles Clippers in 1998.

**Coaching Experience:** Assistant Coach, Stagg High School, 1971-73...head coach, Escalon High School, 1973-76...head coach, Turlock High School, 1976-81...head coach, Columbia Junior College, 1981-85...head coach, Stanislaus State, 1985-88...head coach, Pacific, 1988-present.

Years	Coach	W	L	Pct.	Years	Coach	W	L	Pct.
1927-30	A.P. Agosti	6	11	.353	1933-36	Larry Apitz	29	25	.537
1910-11	Bob Atkinson	3	2	.600	1936-42	Ralph Francis	46	74	.383
1911-12	James Trevarrow	5	1	.833	1942-52	Chris Kjeldsen	125	107	.538
1912-13	Charles Sheldon	8	4	.667	1952-63	Van Sweet	94	186	.335
1913-14	Walter Case	7	3	.700	1963-72	Dick Edwards	169	72	.701
1914-15	Bill Fletcher	4	4	.500	1972-79	Stan Morrison	100	88	.531
1915-16	Frank Reaves	1	4	.200	1979-82	Dick Fichtner	37	48	.435
1916-20	George Sperry	5	21	.192	1982-88	Tom O'Neill	51	110	.316
1920-21	Ken Lily	5	2	.714	1988	Denis Willens	0	12	.000
1921-33	Erwin Righter	88	75	.539	1988-05	Bob Thomason	286	213	.573



### ALEX G. SPANOS CENTER

Capacity: 6,150  
All-time Home Record: 210-106

### Thomason's Coaching Record

Year	School	W	L	Pct.	Year	School	W	L	Pct.
1985-86	Stanislaus State	15	10	.600	1996-97	Pacific	24	6	.800
1986-87	Stanislaus State	20	8	.714	1997-98	Pacific	23	10	.697
1987-88	Stanislaus State	17	9	.654	1998-99	Pacific	14	13	.519
1988-89	Pacific	7	21	.250	1999-00	Pacific	11	18	.379
1989-90	Pacific	15	14	.519	2000-01	Pacific	18	12	.600
1990-91	Pacific	14	15	.483	2001-02	Pacific	20	10	.667
1991-92	Pacific	14	16	.467	2002-03	Pacific	12	16	.429
1992-93	Pacific	16	11	.593	2003-04	Pacific	25	8	.758
1993-94	Pacific	17	14	.548	2004-05	Pacific	27	4	.871
1994-95	Pacific	14	13	.519	<b>Career Totals</b>		<b>338</b>	<b>240</b>	<b>.585</b>
1995-96	Pacific	15	12	.556					

### In the Postseason

BWC Tourney: 22-25 (28 years)  
Big West Titles: 5 (1979, 97, 98, 04, 05)  
BWC Tourney Titles: 3 (1979, 97, 04)  
NCAA Appearances: 7  
(1966, 67, 71, 79, 97, 04, 05)  
NCAA Record: 4-8  
NIT Appearances: 1 (1998)  
NIT Record: 0-1



**2004-05 YEAR IN REVIEW**

2005-06 MEDIA GUIDE

# 2004-05 YEAR IN REVIEW

## 2004-05 STANDINGS

	Conference						Overall					
	W	L	Pct.	GB	Home	Away	W	L	Pct.	Home	Away	Ntrl.
^+Pacific	18	0	1.000	---	9-0	9-0	27	4	.871	12-1	13-1	2-2
#+Utah State	13	5	.722	5	8-1	5-4	24	8	.750	14-1	6-5	4-2
\$Cal State Fullerton	12	6	.667	6	7-2	5-4	21	11	.656	10-2	9-7	2-2
Cal State Northridge	12	6	.667	6	7-2	5-4	18	13	.581	9-2	7-9	2-2
UC Irvine	8	10	.444	10	5-4	3-6	16	13	.552	9-4	6-8	1-1
Long Beach State	7	11	.389	11	6-3	1-8	10	20	.333	8-5	1-13	1-2
UC Santa Barbara	7	11	.389	11	6-3	1-8	11	18	.379	8-4	2-13	1-1
Idaho	6	12	.333	12	5-4	1-8	8	22	.267	6-6	2-13	0-3
UC Riverside	4	14	.222	14	4-5	0-9	9	19	.321	7-7	1-12	1-0
Cal Poly	3	15	.167	15	2-7	1-8	5	22	.185	4-10	1-12	0-0

^Regular season champion    #Big West Tournament champion    +NCAA Tournament    \$NIT

## POSTSEASON SUCCESS CREATES BUZZ FOR BIG WEST BASKETBALL

The Big West enjoyed more postseason success than it had in over a decade, with two teams reaching the NCAA Tournament and a third performing strongly in the National Invitation Tournament.

Pacific and Utah State gave the conference multiple representatives to the NCAA Tournament for the first time since 1993. The Tigers received a No. 8 seed and won their first round game over ninth-seeded Pittsburgh, 79-71, before falling in the second round to Washington. In beating the Panthers, Pacific became the first Big West team to win an NCAA Tournament game in consecutive seasons since New Mexico State in 1992 and 1993. The Tigers also earned a victory over Providence in the 2004 tournament.

The Tigers finished the season ranked No. 22 in the final Associated Press poll. They were ranked as high as No. 16 in the ESPN/USA Today poll and moved into the top 25 for the first time since the end of the 1966-67 season. Pacific also pulled off a rare feat in becoming just the eighth team in league history to end up with an undefeated conference record and only the fourth to do so playing an 18-game schedule. The Tigers won their second consecutive Big West title by an astounding five games.

The list of accomplishments for the Tiger program also includes a current 31-game winning streak against Big West opponents in regular season games.

Utah State made the reality of two NCAA Tournament teams possible after tripping up the top-seeded Tigers in the Big West Tournament championship game. The Aggies claimed their fifth tournament title in the last eight seasons.

The Aggies encountered a tough Arizona squad in NCAA Tournament first round action and lost 66-53 after receiving the No. 14 seed. In USU's last season as a member of the Big West, the Aggies left a legacy of success in joining Duke, Gonzaga, Kansas and Syracuse as the only five schools to win at least 23 games in each of the last six seasons.

Cal State Fullerton was the third Big West school with an invitation to a postseason party, receiving a bid to the 40-team National Invitation Tournament field. The Titans had not made a postseason appearance since 1987 and it was just the program's fourth all-time. They ended up becoming the story of the tournament in the early rounds with road victories over Oregon State and San Francisco. It marked the first postseason victories for the Titan program since winning twice in the 1978 NCAA Tournament.

The Titans finished 21-11 to secure their first 20-win season since the 1982-83 edition went 21-8. Only the 1977-78 squad that went 23-9 won more games in a season. Cal State Fullerton also went 12-6 in conference play and finished in a tie third place. That resulted in the best conference finish and most conference victories for the program since the 1984-85 team came in third and the 1982-83 team won 12 games, respectively.

Two other Big West schools concluded their seasons with winning records as Cal State Northridge went 18-13 and UC Irvine 16-13.

## BIG WEST TOURNAMENT TOP PERFORMERS

### SCORING

Player, School	G	Pts.	Avg.
Ian Boylan, Cal State Northridge	2	48	24.0
Diillon Higdon, Idaho	1	19	19.0
Dandrick Jones, Idaho	1	19	19.0
Yaphett King, Cal State Fullerton	2	37	18.5
Aaron Fitzgerald, UC Irvine	2	35	17.5
Bobby Brown, Cal State Fullerton	2	34	17.0
Jaycee Carroll, Utah State	2	34	17.0
Tanoris Shepard, Idaho	1	16	16.0

### REBOUNDING

Player, School	G	Rebs.	Avg.
Ralph Holmes, Cal State Fullerton	2	20	10.0
Anthony Coleman, Long Beach State	1	9	9.0
Glenn Turner, UC Santa Barbara	2	17	8.5
Darren Fells, UC Irvine	2	16	8.0
Lionel Davis, Idaho	1	8	8.0

### ASSISTS

Player, School	G	Asts.	Avg.
Nate Harris, Utah State	2	8	4.0
Dandrick Jones, Idaho	1	4	4.0
Kevin Houston, Long Beach State	1	4	4.0

### STEALS

Player, School	G	Asts.	Avg.
Dillon Higdon, Idaho	1	5	5.0
Chrismen Oliver, UC Santa Barbara	2	9	4.5
Ian Boylan, Cal State Northridge	2	7	3.5

## BIG WEST TOURNAMENT RESULTS

### Anaheim Convention Center (Anaheim, CA)

#### Wednesday, March 9

*Big West Tournament First Round*  
 (#5) UC Irvine 80, (#8) Idaho 67  
 (#7) UC Santa Barbara 55, (#6) Long Beach St. 49

#### Thursday, March 10

*Big West Tournament Quarterfinals (KVMD-TV)*  
 (#3) Cal State Fullerton 66, (#7) UC Santa Barbara 55  
 (#4) Cal State Northridge 72, (#5) UC Irvine 56

#### Friday, March 11

*Big West Tournament Semifinals (KVMD-TV)*  
 (#1) Pacific 63, (#4) Cal State Northridge 61  
 (#2) Utah State 84, (#3) Cal State Fullerton 77

#### Saturday, March 12

*Big West Tournament Championship (ESPN)*  
 (#2) Utah State 65, (#1) Pacific 52

### NCAA TOURNAMENT

#### Region - Boise, ID

**First Round - Thursday, March 17**  
 (8) Pacific 79, (9) Pittsburgh 71 (CBS)  
 (3) Arizona 66, (14) Utah State 53 (CBS)  
**Second Round - Saturday, March 19**  
 (1) Washington 97, (8) Pacific 79

### NATIONAL INVITATION TOURNAMENT

#### First Round - Wednesday, March 16

Cal State Fullerton 85, Oregon State 83  
**Second Round - Friday, March 18**  
 Cal State Fullerton 85, San Francisco 69  
**Third round - Tuesday, March 22**  
 Georgetown 74, Cal State Fullerton 57 (ESPN)

# 2004-05 HONORS & AWARDS

## 2004-05 Big West All Conference Team

FIRST TEAM			
Player	School	Year	Position
Ian Boylan	Cal State Northridge	Senior	Guard/Forward
David Doubley	Pacific	Senior	Guard
+Nate Harris	Utah State	Junior	Forward
+Christian Maraker	Pacific	Junior	Forward
Spencer Nelson	Utah State	Senior	Forward
Guillaume Yango	Pacific	Senior	Forward/Center

### SECOND TEAM

Player	School	Year	Position
Jaycee Carroll	Utah State	Freshman	Guard
Ralph Holmes	Cal State Fullerton	Senior	Forward
Dandrick Jones	Idaho	Senior	Forward
Yaphett King	Cal State Fullerton	Senior	Forward
Davin White	Cal State Northridge	Senior	Guard

### HONORABLE MENTION

Player	School	Year	Position
Bobby Brown	Cal State Fullerton	Sophomore	Guard
Jamaal Brown	Cal State Fullerton	Junior	Forward
Aaron Fitzgerald	UC Irvine	Junior	Guard
Jibril Hodges	Long Beach State	Junior	Guard
Jasko Korajkic	Pacific	Senior	Forward
Anton Lyons	Idaho	Senior	Forward
Marko Mihailovic	Pacific	Senior	Guard
Tyler Newton	Pacific	Senior	Center
Chrismen Oliver	UC Santa Barbara	Senior	Guard
Ross Schraeder	UC Irvine	Junior	Guard
Tanoris Shepard	Idaho	Senior	Guard

### ALL-FRESHMAN TEAM

Player	School	Position
Jaycee Carroll	Utah State	Guard
Calvin Chitwood	Cal State Northridge	Forward
Larry Cunningham	UC Riverside	Guard
Alex Harris	UC Santa Barbara	Guard
Jonathan Heard	Cal State Northridge	Guard/Forward
Dawin Whiten	Cal Poly	Guard

+Two-time All-Big West First Team selection

### 2004-05 Big West Player of the Year

David Doubley, Pacific

### 2004-05 Big West Coach of the Year

Bob Thomason, Pacific

### 2004-05 Big West Freshman of the Year

Jaycee Carroll, Utah State

## 2004-05 Players of the Week

Date	Player	School	Year
Nov. 22	Josh Davis	UC Santa Barbara	Jr.
Nov. 29	Rickey Porter	UC Riverside	Jr.
Dec. 6	Nate Harris	Utah State	Jr.
Dec. 13	Nick Enzweiler	Cal Poly	Sr.
Dec. 20	Bobby Brown	Cal State Fullerton	So.
	Ross Schraeder	UC Irvine	Jr.
Dec. 27	Spencer Nelson	Utah State	Sr.
	Dandrick Jones	Idaho	Sr.
Jan. 3	Christian Maraker	Pacific	Sr.
Jan. 10	Davin White	Cal State Northridge	Sr.
Jan. 17	Davin White	Cal State Northridge	Sr.
	Guillaume Yango	Pacific	Sr.
Jan. 24	David Doubley	Pacific	Sr.
Jan. 31	Spencer Nelson	Utah State	Sr.
Feb. 7	Spencer Nelson	Utah State	Sr.
Feb. 14	Guillaume Yango	Pacific	Sr.
Feb. 21	Bobby Brown	Cal State Fullerton	So.
Feb. 28	Ralph Holmes	Cal State Fullerton	Sr.
Mar. 5	Guillaume Yango	Pacific	Sr.

## 2005 Big West All-Tournament Team

Jaycee Carroll, Utah State (MVP)  
 Spencer Nelson, Utah State  
 Nate Harris, Utah State  
 Guillaume Yango, Pacific  
 Ian Boylan, Cal State Northridge  
 Yaphett King, Cal State Fullerton

## 2005 Big West All-Specialty Team

### DEFENSIVE PLAYER OF THE YEAR

Ian Boylan, Cal State Northridge

### BEST SIXTH MAN

Larry Cunningham, UC Riverside

### BEST HUSTLE

Spencer Nelson, Utah State

## 2004-05 Big West All-Academic Men's Basketball Team

Name	School	Academic Year	Major	Hometown
Mike Titchenal	Cal Poly	Senior	Mechanical Engineering	Santa Rosa, CA
Terrell Jones	Cal State Northridge	Sophomore	Undeclared	Carson, CA
Jeff Gloger	UC Irvine	Junior	Political Sciences	Mission Viejo, CA
Ross Schraeder	UC Irvine	Junior	Sociology	Denver, CO
David Jobe	UC Riverside	Senior	History	Hercules, CA
David Kennedy	UC Santa Barbara	Sophomore	Law & Society	Palmdale, CA
Matthew Kemper	Pacific	Graduate	Communication	Fresno, CA
Christian Maraker	Pacific	Senior	Sport Sciences	Varberg, Sweden
Chris Huber	Utah State	Junior	Business Management	Garland, UT
John Neil	Utah State	Senior	Spanish	Los Altos, CA

# 2004-05 FINAL STATISTICS

## OVERALL STATISTICS - TEAM

### SCORING OFFENSE

Team	G	W-L	Pts	Avg.
1. Cal State Fullerton	32	21-11	2408	75.2
2. Pacific	31	27-4	2258	72.8
3. Utah State	32	24-8	2315	72.3
4. Cal State Northridge	31	18-13	2229	71.9
5. UC Irvine	29	16-13	1991	68.7
6. Cal Poly	27	5-22	1834	67.9
7. UC Riverside	28	9-19	1745	62.3
8. Idaho	30	8-22	1856	61.9
9. Long Beach State	30	10-20	1820	60.7
10. UC Santa Barbara	29	11-18	1718	59.2

### SCORING DEFENSE

Team	G	Pts	Avg.
1. Utah State	32	1848	57.8
2. UC Santa Barbara	29	1823	62.9
3. Pacific	31	2011	64.9
4. Idaho	30	1979	66.0
5. Long Beach State	30	1990	66.3
6. UC Riverside	28	1876	67.0
7. Cal State Northridge	31	2085	67.3
8. UC Irvine	29	1962	67.7
9. Cal State Fullerton	32	2289	71.5
10. Cal Poly	27	2147	79.5

### SCORING MARGIN

Team	G	Off	Def	Mar.
1. Utah State	32	72.3	57.8	+14.6
2. Pacific	31	72.8	64.9	+8.0
3. Cal State Northridge	31	71.9	67.3	+4.6
4. Cal State Fullerton	32	75.2	71.5	+3.7
5. UC Irvine	29	68.7	67.7	+1.0
6. UC Santa Barbara	29	59.2	62.9	-3.6
7. Idaho	30	61.9	66.0	-4.1
8. UC Riverside	28	62.3	67.0	-4.7
9. Long Beach State	30	60.7	66.3	-5.7
10. Cal Poly	27	67.9	79.5	-11.6

### FREE THROW PERCENTAGE

Team	G	FTM	FTA	Pct.
1. Pacific	31	469	631	.743
2. Cal Poly	27	378	510	.741
3. Cal State Northridge	31	494	697	.709
4. UC Irvine	29	391	558	.701
5. Utah State	32	428	619	.691
6. UC Riverside	28	367	532	.690
7. Cal State Fullerton	32	315	457	.689
8. Long Beach State	30	337	511	.659
9. UC Santa Barbara	29	343	523	.656
10. Idaho	30	299	468	.639

### FIELD GOAL PERCENTAGE

Team	G	FGM	FGA	Pct.
1. Utah State	32	851	1621	.525
2. Pacific	31	794	1598	.497
3. UC Irvine	29	718	1560	.460
4. Cal State Northridge	31	782	1722	.454
5. Cal State Fullerton	32	920	2055	.448
6. Cal Poly	27	633	1494	.424
7. Long Beach State	30	662	1599	.414
8. UC Riverside	28	604	1465	.412
9. Idaho	30	699	1702	.411
10. UC Santa Barbara	29	596	1465	.407

### FIELD GOAL PERCENTAGE DEFENSE

Team	G	FGM	FGA	Pct.
1. Utah State	32	682	1722	.396
2. Pacific	31	754	1822	.414
3. UC Irvine	29	679	1625	.418
4. UC Riverside	28	662	1538	.430
5. UC Santa Barbara	29	642	1484	.433
6. Idaho	30	702	1578	.445
7. Cal State Northridge	31	717	1604	.447
8. Long Beach State	30	715	1597	.448
9. Cal State Fullerton	32	827	1789	.462
10. Cal Poly	27	739	1555	.475

### 3-POINT FIELD GOAL PERCENTAGE

Team	G	FGM	FGA	Pct.
1. Utah State	32	185	473	.391
2. Pacific	31	201	526	.382
3. UC Irvine	29	164	462	.355
4. Cal Poly	27	190	537	.354
5. Cal State Fullerton	32	253	716	.353
6. UC Santa Barbara	29	183	540	.339
7. Cal State Northridge	31	171	505	.339
8. UC Riverside	28	170	514	.331
9. Long Beach State	30	159	500	.318
10. Idaho	30	159	513	.310

### 3-POINT FIELD GOAL PERCENTAGE DEFENSE

Team	G	FGM	FGA	Pct.
1. Utah State	32	196	613	.320
2. Cal State Northridge	31	178	551	.323
3. Pacific	31	219	654	.335
4. Idaho	30	160	476	.336
5. UC Riverside	28	152	447	.340
6. UC Santa Barbara	29	194	565	.343
7. Long Beach State	30	169	483	.350
8. Cal State Fullerton	32	214	602	.355
9. UC Irvine	29	197	537	.367
10. Cal Poly	27	203	520	.390

### REBOUNDING

Team	G	Reb.	Avg.
1. Cal State Fullerton	32	1211	37.8
2. Pacific	31	1104	35.6
3. Utah State	32	1095	34.2
4. UC Irvine	29	991	34.2
5. Idaho	30	1025	34.2
6. Long Beach State	30	1008	33.6
7. UC Riverside	28	938	33.5
8. Cal Poly	27	881	32.6
9. Cal State Northridge	31	1005	32.4
10. UC Santa Barbara	29	889	30.7

### OPPONENT REBOUNDS

Team	G	Reb.	Avg.
1. Utah State	32	883	27.6
2. Pacific	31	919	29.6
3. UC Irvine	29	955	32.9
4. Cal State Northridge	31	1030	33.2
5. Long Beach State	30	1005	33.5
6. Cal State Fullerton	32	1080	33.8
7. UC Riverside	28	965	34.5
8. Idaho	30	1049	35.0
9. UC Santa Barbara	29	1015	35.0
10. Cal Poly	27	963	35.7

### REBOUNDING MARGIN

Team	G	TM	Avg.	Opp.	Avg.	Mar.
1. Utah State	32	1095	34.2	883	27.6	+6.6
2. Pacific	31	1104	35.6	919	29.6	+6.0
3. CSF	32	1211	37.8	1080	33.8	+4.1
4. UC Irvine	29	991	34.2	955	32.9	+1.2
5. LBSU	30	1008	33.6	1005	33.5	+0.1
6. Idaho	30	1025	34.2	1049	35.0	-0.8
7. CSUN	31	1005	32.4	1030	33.2	-0.8
8. UC Riverside	28	938	33.5	965	34.5	-1.0
9. Cal Poly	27	881	32.6	963	35.7	-3.0
10. UCSB	29	889	30.7	1015	35.0	-4.3

### TURNOVER MARGIN

Team	G	TM	Avg.	Opp.	Avg.	Mar.
1. CSUN	31	502	16.2	621	20.0	+3.8
2. UCSB	29	363	12.5	416	14.3	+1.8
3. CSF	32	423	13.2	481	15.0	+1.8
4. Idaho	30	387	12.9	407	13.6	+0.7
5. Utah State	32	396	12.4	391	12.2	-0.7
6. UC Irvine	29	392	13.5	342	11.8	-1.7
7. LBSU	30	484	16.1	429	14.3	-1.8
8. UC Riverside	28	428	15.3	370	13.2	-2.1
9. Pacific	31	424	13.7	344	11.1	-2.6
10. Cal Poly	27	447	16.6	354	13.1	-3.4

### BLOCKED SHOTS

Team	G	Blks.	Avg.
1. Pacific	31	96	3.10
2. UC Santa Barbara	29	88	3.03
3. Long Beach State	30	90	3.00
4. Idaho	30	88	2.93
5. Utah State	32	92	2.88
6. Cal Poly	27	77	2.85
7. UC Irvine	29	75	2.59
8. Cal State Northridge	31	77	2.48
9. UC Riverside	28	59	2.11
10. Cal State Fullerton	32	53	1.66

### STEALS

Team	G	Stls.	Avg.
1. Cal State Northridge	31	340	10.97
2. UC Santa Barbara	29	207	7.14
3. Cal State Fullerton	32	211	6.59
4. Cal Poly	27	168	6.22
5. Idaho	30	169	5.63
6. Utah State	32	179	5.59
7. UC Riverside	28	148	5.29
8. Long Beach State	30	158	5.27
9. Pacific	31	154	4.97
10. UC Irvine	29	141	4.86

### 3-POINT FIELD GOALS MADE

Team	G	3FG	Avg.
1. Cal State Fullerton	32	253	7.91
2. Cal Poly	27	190	7.04
3. Pacific	31	201	6.48
4. UC Santa Barbara	29	183	6.31
5. UC Riverside	28	170	6.07
6. Utah State	32	185	5.78
7. UC Irvine	29	164	5.66
8. Cal State Northridge	31	171	5.52
9. Long Beach State	30	159	5.30
10. Idaho	30	159	5.30

# 2004-05 FINAL STATISTICS

## OVERALL STATISTICS - INDIVIDUAL

### SCORING

	Player-Team	YR	G	FG	3FG	FT	Pts	Avg/G
1.	Holmes, Ralphy-CSF	SR	26	179	35	47	440	16.9
2.	Jones, Dandrick-UI	SR	30	197	30	81	505	16.8
3.	Brown, Bobby-CSF	SO	32	193	85	67	538	16.8
4.	Nelson, Spencer-USU	SR	32	174	10	155	513	16.0
5.	Boylan, Ian-CSUN	SR	31	153	49	125	480	15.5
6.	Carroll, Jaycee-USU	FR	32	173	79	45	470	14.7
7.	King, Yaphett-CSF	SR	32	170	48	54	442	13.8
8.	Yango, Guillaume-PAC	SR	31	146	0	117	409	13.2
9.	Maraker, Christian-PAC	JR	31	148	26	85	407	13.1
10.	Harris, Nate-USU	JR	32	172	2	69	415	13.0
11.	Schraeder, Ross-UCI	JR	29	123	79	49	374	12.9
12.	Hodges, Jibril-LBSU	JR	30	125	74	58	382	12.7
13.	Fitzgerald, Aaron-UCI	JR	29	129	36	73	367	12.7
14.	White, Davin-CSUN	SR	31	131	63	61	386	12.5
15.	Brown, Jamaal-CSF	JR	27	141	7	46	335	12.4

### FIELD GOAL PERCENTAGE (Min. 4.0 made per game)

	Player-Team	YR	G	FG	FGA	Pct.
1.	Harris, Nate-USU	JR	32	172	264	.652
2.	Nelson, Spencer-USU	SR	32	174	290	.600
3.	Yango, Guillaume-PAC	SR	31	146	251	.582
4.	Carroll, Jaycee-USU	FR	32	173	331	.523
5.	Ethington, Greg-UCI	SR	29	129	250	.516
6.	Maraker, Christian-PAC	JR	31	148	291	.509
7.	Brown, Jamaal-CSF	JR	27	141	284	.496
8.	Holmes, Ralphy-CSF	SR	26	179	372	.481
9.	Lyons, Anton-UI	SR	30	132	285	.463
10.	King, Yaphett-CSF	SR	32	170	385	.442

### FREE THROW PERCENTAGE (Min. 2.0 made per game)

	Player-Team	YR	G	FT	FTA	Pct.
1.	Doubling, David-PAC	SR	31	94	105	.895
2.	Titchenal, Mike-CP	SR	26	67	77	.870
3.	Brown, Bobby-CSF	SO	32	67	81	.827
4.	Maraker, Christian-PAC	JR	31	85	103	.825
5.	Nelson, Spencer-USU	SR	32	155	197	.787
6.	Boylan, Ian-CSUN	SR	31	125	159	.786
7.	Harris, Alex-UCSB	FR	29	65	85	.765
8.	Fitzgerald, Aaron-UCI	JR	29	73	97	.753
9.	Heard, Jonathan-CSUN	FR	31	73	98	.745
10.	Ethington, Greg-UCI	SR	29	93	130	.715

### 3-POINT FIELD GOAL PERCENTAGE (Min. 1.0 made per game)

	Player-Team	YR	G	3FG	FGA	Pct.
1.	Carroll, Jaycee-USU	FR	32	79	166	.476
2.	Schraeder, Ross-UCI	JR	29	79	180	.439
3.	Doubling, David-PAC	SR	31	47	111	.423
4.	Jones, Glenn-CP	SR	24	33	79	.418
5.	Rasp, Derek-UCSB	FR	24	30	74	.405
6.	White, Davin-CSUN	SR	31	63	166	.380
7.	Holmes, Ralphy-CSF	SR	26	35	93	.376
8.	Hodges, Jibril-LBSU	JR	30	74	197	.376

### ASSISTS

	Player-Team	YR	G	Asts.	Avg/G
1.	Fitzgerald, Aaron-UCI	JR	29	152	5.24
2.	Nelson, Spencer-USU	SR	32	152	4.75
3.	Brown, Bobby-CSF	SO	32	149	4.66
4.	Doubling, David-PAC	SR	31	122	3.94
5.	Boylan, Ian-CSUN	SR	31	108	3.48
6.	Houston, Kevin-LBSU	SO	30	98	3.27
7.	White, Davin-CSUN	SR	31	101	3.26
8.	Shepard, Tanoris-UI	SR	30	96	3.20
9.	Gloger, Jeff-UCI	JR	29	91	3.14
10.	Pak, David-USU	JR	32	98	3.06

### REBOUNDING

	Player-Team	YR	G	OFF	DEF	TOT	Avg/G
1.	Holmes, Ralphy-CSF	SR	26	88	140	228	8.8
2.	Nelson, Spencer-USU	SR	32	74	179	253	7.9
3.	Brown, Jamaal-CSF	JR	27	75	131	206	7.6
4.	Yango, Guillaume-PAC	SR	31	91	138	229	7.4
5.	Lyons, Anton-UI	SR	30	69	136	205	6.8
6.	Ibekwe, Onye-LBSU	SO	24	53	97	150	6.2
7.	King, Yaphett-CSF	SR	32	59	140	199	6.2
8.	Ethington, Greg-UCI	SR	29	50	129	179	6.2
9.	Maraker, Christian-PAC	JR	31	48	142	190	6.1
10.	Davis, Lionel-UI	SR	30	62	121	183	6.1
11.	Harris, Nate-USU	JR	32	52	141	193	6.0
12.	Jones, Dandrick-UI	SR	30	66	99	165	5.5
13.	Williams, Steve-UCR	JR	28	37	110	147	5.2
14.	Gloger, Jeff-UCI	JR	29	33	113	146	5.0
15.	Hawkins, Shawn-LBSU	JR	30	62	89	151	5.0

### STEALS

	Player-Team	YR	G	Stls.	Avg/G
1.	Boylan, Ian-CSUN	SR	31	82	2.65
2.	Oliver, Chrismen-UCSB	SR	29	55	1.90
3.	Jones, Dandrick-UI	SR	30	55	1.83
4.	White, Davin-CSUN	SR	31	56	1.81
5.	Haskins, Andrew-CP	FR	23	34	1.48
6.	Davis, Josh-UCSB	JR	29	42	1.45
7.	King, Yaphett-CSF	SR	32	43	1.34
8.	Brown, Bobby-CSF	SO	32	42	1.31
9.	Korajkic, Jasko-PAC	SR	31	38	1.23
10.	Hodges, Jibril-LBSU	JR	30	35	1.17

### BLOCKS

	Player-Team	YR	G	Blks.	Avg/G
1.	Turner, Glenn-UCSB	SO	29	42	1.45
2.	Johnson, Phil-CP	JR	24	25	1.04
3.	Yango, Guillaume-PAC	SR	31	32	1.03
4.	Davis, Lionel-UI	SR	30	27	0.90
5.	Byrd, Sam-LBSU	JR	30	23	0.77
6.	Enzweiler, Nick-CP	SR	27	20	0.74
7.	Ethington, Greg-UCI	SR	29	21	0.72
8.	Matheus, Cass-USU	JR	32	22	0.69
9.	Harris, Nate-USU	JR	32	21	0.66
10.	Burns, Justin-CSF	SO	29	19	0.66

### 3-POINT FIELD GOALS MADE

	Player-Team	YR	G	3FG	Avg/G
1.	Schraeder, Ross-UCI	JR	29	79	2.72
2.	Brown, Bobby-CSF	SO	32	85	2.66
3.	Carroll, Jaycee-USU	FR	32	79	2.47
4.	Hodges, Jibril-LBSU	JR	30	74	2.47
5.	Harper, Jermaine-CSF	JR	32	70	2.19
6.	White, Davin-CSUN	SR	31	63	2.03
7.	Porter, Rickey-UCR	JR	28	56	2.00
8.	Whiten, Dawin-CP	FR	26	46	1.77
9.	Cunningham, Larry-UCR	FR	28	48	1.71
10.	Boylan, Ian-CSUN	SR	31	49	1.58

### ASSIST/TURNOVER RATIO

	Player-Team	YR	G	Asst.	Avg.	Turn	Avg.	Ratio
1.	Nelson, Spencer-USU	SR	32	152	4.8	79	2.5	1.92
2.	Doubling, David-PAC	SR	31	122	3.9	75	2.4	1.63
3.	Boylan, Ian-CSUN	SR	31	108	3.5	67	2.2	1.61
4.	Pak, David-USU	JR	32	98	3.1	64	2.0	1.53
5.	Fitzgerald, Aaron-UCI	JR	29	152	5.2	106	3.7	1.43
6.	White, Davin-CSUN	SR	31	101	3.3	71	2.3	1.42
7.	Brown, Bobby-CSF	SO	32	149	4.7	105	3.3	1.42
8.	Shepard, Tanoris-UI	SR	30	96	3.2	73	2.4	1.32

# 2004-05 FINAL STATISTICS

## CONFERENCE STATISTICS - TEAM

### SCORING OFFENSE

Team	G	W-L	Pts	Avg.
1. Cal State Fullerton	18	12-6	1342	74.6
2. Pacific	18	18-0	1329	73.8
3. Utah State	18	13-5	1318	73.2
4. Cal State Northridge	18	12-6	1216	67.6
5. Cal Poly	18	3-15	1214	67.4
6. UC Irvine	18	8-10	1164	64.7
7. Idaho	18	6-12	1093	60.7
8. Long Beach State	18	7-11	1068	59.3
9. UC Santa Barbara	18	7-11	1052	58.4
10. UC Riverside	18	4-14	1034	57.4

### SCORING DEFENSE

Team	G	Pts	Avg.
1. Utah State	18	1039	57.7
2. UC Santa Barbara	18	1106	61.4
3. Pacific	18	1113	61.8
4. Cal State Northridge	18	1132	62.9
5. Idaho	18	1148	63.8
6. Long Beach State	18	1179	65.5
7. UC Riverside	18	1182	65.7
8. UC Irvine	18	1214	67.4
9. Cal State Fullerton	18	1296	72.0
10. Cal Poly	18	1421	78.9

### SCORING MARGIN

Team	G	Off	Def	Mar.
1. Utah State	18	73.2	57.7	+15.5
2. Pacific	18	73.8	61.8	+12.0
3. Cal State Northridge	18	67.6	62.9	+4.7
4. Cal State Fullerton	18	74.6	72.0	+2.6
5. UC Irvine	18	64.7	67.4	-2.8
6. UC Santa Barbara	18	58.4	61.4	-3.0
7. Idaho	18	60.7	63.8	-3.1
8. Long Beach State	18	59.3	65.5	-6.2
9. UC Riverside	18	57.4	65.7	-8.2
10. Cal Poly	18	67.4	78.9	-11.5

### FREE THROW PERCENTAGE

Team	G	FTM	FTA	Pct.
1. Cal Poly	18	246	330	.745
2. Pacific	18	279	375	.744
3. UC Riverside	18	209	291	.718
4. UC Irvine	18	216	310	.697
5. Utah State	18	217	317	.685
6. Cal State Northridge	18	274	408	.672
7. Cal State Fullerton	18	161	245	.657
8. UC Santa Barbara	18	196	302	.649
9. Long Beach State	18	194	300	.647
10. Idaho	18	181	280	.646

### FIELD GOAL PERCENTAGE

Team	G	FGM	FGA	Pct.
1. Utah State	18	494	933	.529
2. Pacific	18	470	911	.516
3. UC Irvine	18	429	958	.448
4. Cal State Fullerton	18	521	1167	.446
5. Cal State Northridge	18	420	944	.445
6. Cal Poly	18	415	1005	.413
7. UC Santa Barbara	18	366	904	.405
8. Long Beach State	18	388	963	.403
9. Idaho	18	409	1019	.401
10. UC Riverside	18	361	936	.386

### FIELD GOAL PERCENTAGE DEFENSE

Team	G	FGM	FGA	Pct.
1. Utah State	18	383	990	.387
2. Pacific	18	420	1043	.403
3. UC Santa Barbara	18	391	930	.420
4. UC Irvine	18	420	976	.430
5. UC Riverside	18	421	975	.432
6. Idaho	18	411	949	.433
7. Cal State Northridge	18	416	913	.456
8. Cal State Fullerton	18	467	1005	.465
9. Long Beach State	18	449	953	.471
10. Cal Poly	18	495	1006	.492

### 3-POINT FIELD GOAL PERCENTAGE

Team	G	FGM	FGA	Pct.
1. Utah State	18	113	285	.396
2. Pacific	18	110	290	.379
3. UC Santa Barbara	18	124	349	.355
4. Cal Poly	18	138	394	.350
5. Cal State Northridge	18	102	293	.348
6. Cal State Fullerton	18	139	406	.342
7. Idaho	18	94	290	.324
8. UC Irvine	18	90	280	.321
9. Long Beach State	18	98	306	.320
10. UC Riverside	18	103	336	.307

### 3-POINT FIELD GOAL PERCENTAGE DEFENSE

Team	G	FGM	FGA	Pct.
1. Cal State Northridge	18	97	315	.308
2. Utah State	18	114	364	.313
3. Idaho	18	95	294	.323
4. UC Santa Barbara	18	115	353	.326
5. Pacific	18	131	396	.331
6. Long Beach State	18	97	284	.342
7. UC Riverside	18	93	266	.350
8. Cal State Fullerton	18	115	315	.365
9. UC Irvine	18	122	321	.380
10. Cal Poly	18	132	321	.411

### REBOUNDING

Team	G	Reb.	Avg.
1. Cal State Fullerton	18	688	38.2
2. Utah State	18	637	35.4
3. Pacific	18	635	35.3
4. Idaho	18	629	34.9
5. Long Beach State	18	593	32.9
6. UC Irvine	18	576	32.0
7. Cal State Northridge	18	575	31.9
8. Cal Poly	18	571	31.7
9. UC Riverside	18	570	31.7
10. UC Santa Barbara	18	537	29.8

### OPPONENT REBOUNDS

Team	G	Reb.	Avg.
1. Utah State	18	500	27.8
2. Pacific	18	526	29.2
3. Cal State Northridge	18	578	32.1
4. UC Irvine	18	599	33.3
5. Long Beach State	18	602	33.4
6. Cal State Fullerton	18	606	33.7
7. Idaho	18	637	35.4
8. Cal Poly	18	649	36.1
9. UC Santa Barbara	18	651	36.2
10. UC Riverside	18	663	36.8

### REBOUNDING MARGIN

Team	G	TM	Avg.	Opp.	Avg.	Mar.
1. Utah State	18	637	35.4	500	27.8	+7.6
2. Pacific	18	635	35.3	526	29.2	+6.1
3. CSF	18	688	38.2	606	33.7	+4.6
4. CSUN	18	575	31.9	578	32.1	-0.2
5. Idaho	18	629	34.9	637	35.4	-0.4
6. LBSU	18	593	32.9	602	33.4	-0.5
7. UC Irvine	18	576	32.0	599	33.3	-1.3
8. Cal Poly	18	571	31.7	649	36.1	-4.3
9. UC Riverside	18	570	31.7	663	36.8	-5.2
10. UCSB	18	537	29.8	651	36.2	-6.3

### TURNOVER MARGIN

Team	G	TM	Avg.	Opp.	Avg.	Mar.
1. CSUN	18	272	15.1	325	18.1	+2.9
2. UCSB	18	199	11.1	239	13.3	+2.2
3. Idaho	18	211	11.7	237	13.2	+1.4
4. CSF	18	233	12.9	257	14.3	+1.3
5. LBSU	18	260	14.4	251	13.9	-0.5
6. Utah State	18	232	12.9	218	12.1	-0.8
7. UC Riverside	18	256	14.2	230	12.8	-1.4
8. Pacific	18	240	13.3	213	11.8	-1.5
9. UC Irvine	18	239	13.3	212	11.8	-1.5
10. Cal Poly	18	277	15.4	237	13.2	-2.2

### BLOCKED SHOTS

Team	G	Blks.	Avg.
1. UC Santa Barbara	18	61	3.39
2. Long Beach State	18	55	3.06
3. Pacific	18	54	3.00
4. Utah State	18	53	2.94
5. Idaho	18	49	2.72
6. UC Irvine	18	48	2.67
7. Cal Poly	18	45	2.50
8. Cal State Northridge	18	43	2.39
9. UC Riverside	18	38	2.11
10. Cal State Fullerton	18	33	1.83

### STEALS

Team	G	Stls.	Avg.
1. Cal State Northridge	18	181	10.06
2. UC Santa Barbara	18	124	6.89
3. Cal State Fullerton	18	114	6.33
4. Cal Poly	18	112	6.22
5. Utah State	18	107	5.94
6. Idaho	18	99	5.50
7. Long Beach State	18	96	5.33
8. Pacific	18	93	5.17
9. UC Riverside	18	92	5.11
10. UC Irvine	18	91	5.06

### 3-POINT FIELD GOALS MADE

Team	G	3FG	Avg.
1. Cal State Fullerton	18	139	7.72
2. Cal Poly	18	138	7.67
3. UC Santa Barbara	18	124	6.89
4. Utah State	18	113	6.28
5. Pacific	18	110	6.11
6. UC Riverside	18	103	5.72
7. Cal State Northridge	18	102	5.67
8. Long Beach State	18	98	5.44
9. Idaho	18	94	5.22
10. UC Irvine	18	90	5.00

# 2004-05 FINAL STATISTICS

## CONFERENCE STATISTICS - INDIVIDUAL

### SCORING

Player-Team	YR	G	FG	3FG	FT	Pts	Avg/G
1. Jones, Dandrick-UI	SR	18	125	18	46	314	17.4
2. Nelson, Spencer-USU	SR	18	109	6	76	300	16.7
3. Holmes, Ralphy-CSF	SR	18	122	23	31	298	16.6
4. Boylan, Ian-CSUN	SR	18	87	28	71	273	15.2
5. King, Yaphett-CSF	SR	18	103	32	26	264	14.7
6. Carroll, Jaycee-USU	FR	18	95	46	27	263	14.6
7. Brown, Bobby-CSF	SO	18	96	39	30	261	14.5
8. White, Davin-CSUN	SR	18	81	44	49	255	14.2
9. Yango, Guillaume-PAC	SR	18	92	0	62	246	13.7
10. Hodges, Jibril-LBSU	JR	18	82	46	34	244	13.6
11. Lyons, Anton-UI	SR	18	89	2	56	236	13.1
12. Brown, Jamaal-CSF	JR	18	98	6	28	230	12.8
13. Maraker, Christian-PAC	JR	18	80	8	60	228	12.7
14. Shepard, Tanoris-UI	SR	18	82	31	29	224	12.4
15. Ethington, Greg-UCI	SR	18	82	5	54	223	12.4

### FIELD GOAL PERCENTAGE (Min. 4.0 made per game)

Player-Team	YR	G	FG	FGA	Pct.
1. Yango, Guillaume-PAC	SR	18	92	145	.634
2. Harris, Nate-USU	JR	18	93	148	.628
3. Nelson, Spencer-USU	SR	18	109	176	.619
4. Carroll, Jaycee-USU	FR	18	95	180	.528
5. Brown, Jamaal-CSF	JR	18	98	190	.516
6. Maraker, Christian-PAC	JR	18	80	158	.506
7. Ethington, Greg-UCI	SR	18	82	164	.500
8. Holmes, Ralphy-CSF	SR	18	122	262	.466
9. King, Yaphett-CSF	SR	18	103	223	.462
10. Boylan, Ian-CSUN	SR	18	87	190	.458

### FREE THROW PERCENTAGE (Min. 2.0 made per game)

Player-Team	YR	G	FT	FTA	Pct.
1. Doubly, David-PAC	SR	18	55	60	.917
2. Titchenal, Mike-CP	SR	17	54	62	.871
3. Maraker, Christian-PAC	JR	18	60	72	.833
4. White, Davin-CSUN	SR	18	49	62	.790
5. Boylan, Ian-CSUN	SR	18	71	90	.789
6. Nelson, Spencer-USU	SR	18	76	97	.784
7. Fitzgerald, Aaron-UCI	JR	18	37	48	.771
8. Harris, Alex-UCSB	FR	18	45	60	.750
9. Henry, Joe-CP	SO	16	32	44	.727
10. Yango, Guillaume-PAC	SR	18	62	88	.705

### 3-POINT FIELD GOAL PERCENTAGE (Min. 1.0 made per game)

Player-Team	YR	G	3FG	FGA	Pct.
1. Carroll, Jaycee-USU	FR	18	46	97	.474
2. Jones, Glenn-CP	SR	15	28	60	.467
3. Doubly, David-PAC	SR	18	28	61	.459
4. Schraeder, Ross-UCI	JR	18	47	110	.427
5. White, Davin-CSUN	SR	18	44	108	.407
6. King, Yaphett-CSF	SR	18	32	79	.405
7. Jenkins, Chris-LBSU	SR	18	19	49	.388
Webb, Mike-PAC	JR	18	19	49	.388

### ASSISTS

Player-Team	YR	G	Asts.	Avg/G
1. Fitzgerald, Aaron-UCI	JR	18	99	5.50
2. Nelson, Spencer-USU	SR	18	94	5.22
3. Brown, Bobby-CSF	SO	18	90	5.00
4. Doubly, David-PAC	SR	18	79	4.39
5. Boylan, Ian-CSUN	SR	18	63	3.50
6. White, Davin-CSUN	SR	18	62	3.44
7. Pak, David-USU	JR	18	61	3.39
8. Houston, Kevin-LBSU	SO	18	60	3.33
9. Haynes, Jerod-UI	FR	16	52	3.25
10. Shepard, Tanoris-UI	SR	18	58	3.22

### REBOUNDING

Player-Team	YR	G	OFF	DEF	TOT	Avg/G
1. Lyons, Anton-UI	SR	18	50	100	150	8.3
2. Holmes, Ralphy-CSF	SR	18	56	92	148	8.2
3. Nelson, Spencer-USU	SR	18	42	101	143	7.9
4. Brown, Jamaal-CSF	JR	18	50	86	136	7.6
5. Davis, Lionel-UI	SR	18	47	83	130	7.2
6. Yango, Guillaume-PAC	SR	18	45	84	129	7.2
7. Harris, Nate-USU	JR	18	30	94	124	6.9
8. Ibekwe, Onye-LBSU	SO	18	43	74	117	6.5
9. Maraker, Christian-PAC	JR	18	26	86	112	6.2
10. King, Yaphett-CSF	SR	18	33	78	111	6.2
11. Ethington, Greg-UCI	SR	18	34	73	107	5.9
12. Shewmake, Thomas-CSUN	SO	18	35	64	99	5.5
13. Jones, Dandrick-UI	SR	18	42	56	98	5.4
14. Hawkins, Shawn-LBSU	JR	18	36	58	94	5.2
15. Boylan, Ian-CSUN	SR	18	33	58	91	5.1

### STEALS

Player-Team	YR	G	Stls.	Avg/G
1. Boylan, Ian-CSUN	SR	18	50	2.78
2. Jones, Dandrick-UI	SR	18	32	1.78
3. White, Davin-CSUN	SR	18	31	1.72
4. Oliver, Chrismen-UCSB	SR	18	29	1.61
5. Haskins, Andrew-CP	FR	14	22	1.57
6. King, Yaphett-CSF	SR	18	26	1.44
7. Korajkic, Jasko-PAC	SR	18	25	1.39
Hodges, Jibril-LBSU	JR	18	25	1.39
9. Davis, Josh-UCSB	JR	18	24	1.33
10. Heard, Jonathan-CSUN	FR	18	23	1.28

### BLOCKS

Player-Team	YR	G	Blks.	Avg/G
1. Turner, Glenn-UCSB	SO	18	32	1.78
2. Johnson, Phil-CP	JR	16	18	1.12
3. Davis, Lionel-UI	SR	18	18	1.00
4. Yango, Guillaume-PAC	SR	18	16	0.89
5. Ethington, Greg-UCI	SR	18	15	0.83
Enzweiler, Nick-CP	SR	18	15	0.83
7. Byrd, Sam-LBSU	JR	18	14	0.78
8. Matheus, Cass-USU	JR	18	13	0.72
9. Lyons, Anton-UI	SR	18	12	0.67
Waggener, Austin-CSUN	SO	18	12	0.67

### 3-POINT FIELD GOALS MADE

Player-Team	YR	G	3FG	Avg/G
1. Schraeder, Ross-UCI	JR	18	47	2.61
2. Hodges, Jibril-LBSU	JR	18	46	2.56
Carroll, Jaycee-USU	FR	18	46	2.56
4. White, Davin-CSUN	SR	18	44	2.44
5. Brown, Bobby-CSF	SO	18	39	2.17
6. Harper, Jermaine-CSF	JR	18	35	1.94
7. Jones, Glenn-CP	SR	15	28	1.87
8. Porter, Rickey-UCR	JR	18	33	1.83
9. Cunningham, Larry-UCR	FR	18	32	1.78
King, Yaphett-CSF	SR	18	32	1.78

### ASSIST/TURNOVER RATIO

Player-Team	YR	G	Asst.	Avg.	Turn	Avg.	Ratio
1. Nelson, Spencer-USU	SR	18	94	5.2	45	2.5	2.09
2. Doubly, David-PAC	SR	18	79	4.4	44	2.4	1.80
3. Boylan, Ian-CSUN	SR	18	63	3.5	38	2.1	1.66
4. Pak, David-USU	JR	18	61	3.4	39	2.2	1.56
5. Fitzgerald, Aaron-UCI	JR	18	99	5.5	64	3.6	1.55
6. Haynes, Jerod-UI	FR	16	52	3.2	36	2.2	1.44
7. Brown, Bobby-CSF	SO	18	90	5.0	63	3.5	1.43
8. White, Davin-CSUN	SR	18	62	3.4	44	2.4	1.41

# 2004-05 SUPERLATIVES

## BIG WEST SUPERLATIVES

### TEAM HIGHS

#### POINTS

107	Cal State Fullerton vs Hope International (11/27/04)
106	UC Irvine vs CS Dominguez Hills (11/19/04)
102	UC Riverside vs Cascade College (12/4/04)
102	Cal State Fullerton vs Denver (12/23/04)

#### FIELD GOALS MADE

45	Cal State Fullerton vs Hope International (11/27/04)
39	UC Irvine vs CS Dominguez Hills (11/19/04)
39	Cal State Fullerton vs Denver (12/23/04)
39	Cal State Fullerton vs Long Beach State (01/13/05)

#### FIELD GOAL ATTEMPTS

91	Cal State Northridge at Lafayette (12/13/04)
88	Cal State Fullerton at Oregon State (03/16/05)
79	Cal State Fullerton at Pacific (12/30/04)

#### FIELD GOAL PERCENTAGE

.778 (28-36)	Utah State vs UC Davis (11/27/04)
.711 (32-45)	Utah State at UC Santa Barbara (2/5/05)
.673 (35-52)	Cal State Northridge vs UC Davis (02/28/05)

#### THREE POINT FIELD GOALS MADE

16	UC Riverside vs Cascade College (12/4/04)
14	Cal State Fullerton vs UC Irvine (01/15/05)
14	Cal Poly vs Pacific (01/20/05)
13	UC Santa Barbara at Utah State (01/06/05)

#### THREE POINT FIELD GOAL ATTEMPTS

36	Cal State Northridge at Lafayette (12/13/04)
35	UC Riverside vs Cascade College (12/4/04)
31	UC Santa Barbara at Utah State (01/06/05)

#### THREE POINT FIELD GOAL PERCENTAGE

.778 (7-9)	Cal State Northridge vs UC Irvine (02/05/05)
.750 (9-12)	Utah State at UC Irvine (01/27/05)
.750 (9-12)	Cal State Northridge vs UC Davis (02/28/05)
.714 (5-7)	Utah State vs UC Davis (11/27/04)

#### FREE THROWS MADE

33	Cal Poly at UC Riverside (1/29/05)
31	UC Irvine vs Sacramento State (12/04/04)
28	Long Beach State vs Sacramento State (11/27/04)
28	UC Riverside vs Sacramento State (12/20/04)

#### FREE THROW ATTEMPTS

45	UC Santa Barbara at Cal Poly (02/19/05)
41	UC Irvine vs Sacramento State (12/04/04)
40	Cal Poly at UC Riverside (1/29/05)
40	UC Santa Barbara at UC Davis (02/10/05)

#### FREE THROW PERCENTAGE (min. 10 made)

1.000 (10-10)	Cal Poly at Utah State (01/08/05)
1.000 (21-21)	Pacific at Cal Poly (01/20/05)
.933 (14-15)	UC Riverside vs Cal State Northridge (3/3/05)
.923 (12-13)	UC Irvine vs Cal State Fullerton (02/10/05)

#### REBOUNDS

56	Cal State Fullerton vs UC Riverside (01/06/05)
52	Cal State Fullerton at Oregon State (03/16/05)
50	UC Irvine vs Idaho (03/09/05)

#### ASSISTS

29	Cal State Fullerton vs Hope International (11/27/04)
28	UC Riverside vs Cascade College (12/4/04)
27	Cal State Fullerton vs Cal Poly (01/27/05)
27	Utah State at UC Riverside (2/17/05)

#### STEALS

19	Cal State Northridge at Lafayette (12/13/04)
16	Cal State Northridge vs UC Santa Barbara (01/02/05)
16	Cal State Northridge at UC Davis (01/29/05)

#### BLOCKED SHOTS

12	Idaho vs Univ. Of Great Falls (12/11/04)
10	Pacific vs UC Davis (01/31/05)
9	UC Santa Barbara vs UC Davis (1/15/05)

### INDIVIDUAL HIGHS

#### POINTS

32	Jones, Dandrick (Idaho) at Idaho State (12/8/04)
32	Boylan, Ian (Cal State Northridge) vs Pacific (03/11/05)
31	Jones, Dandrick (Idaho) at UC Irvine (01/29/05)
30	Brown, Bobby (Cal State Fullerton) at Eastern Washington (12/10/04)
30	Fitzgerald, Aaron (UC Irvine) vs Idaho (03/09/05)

#### FIELD GOALS MADE

13	Jones, Dandrick (Idaho) at UC Irvine (01/29/05)
12	Brown, Jamaal (Cal State Fullerton) vs Denver (12/23/04)
12	Holmes, Ralph (Cal State Fullerton) at Oregon State (03/16/05)

#### FIELD GOAL ATTEMPTS

26	White, Davin (Cal State Northridge) at Lafayette (12/13/04)
24	Jones, Dandrick (Idaho) at UC Irvine (01/29/05)
24	Jones, Dandrick (Idaho) at UC Riverside (2/19/05)

#### FIELD GOAL PERCENTAGE

.909 (10-11)	Brown, Jamaal (Cal State Fullerton) at UC Irvine (02/10/05)
.889 (8-9)	Chitwood, Calvin (Cal State Northridge) at Oklahoma (11/20/04)
.889 (8-9)	Coleman, Anthony (Long Beach State) vs Sacramento St. (11/27/04)
.889 (8-9)	Harris, Nate (Utah State) at Cal State Northridge (01/15/05)

#### THREE POINT FIELD GOALS MADE

8	Schraeder, Ross (UC Irvine) at San Jose State (12/17/04)
8	Carroll, Jaycee (Utah State) vs UC Santa Barbara (01/06/05)
8	See, Joe (UC Santa Barbara) at Utah State (01/06/05)
7	Brown, Bobby (Cal State Fullerton) at San Diego State (12-21-04)
7	Harper, Jermaine (Cal State Fullerton) vs Utah State (03/11/05)

#### THREE POINT FIELD GOAL ATTEMPTS

16	White, Davin (Cal State Northridge) at Lafayette (12/13/04)
14	Harper, Jermaine (Cal State Fullerton) vs Colgate (11/20/04)
13	Schraeder, Ross (UC Irvine) at San Jose State (12/17/04)
13	Schraeder, Ross (UC Irvine) at Cal Poly (12/28/04)

#### THREE POINT FIELD GOAL PERCENTAGE

1.000 (6-6)	Enzweiler, Nick (Cal Poly) vs Santa Clara (12/12/04)
1.000 (5-5)	Doubley, David (Pacific) at Idaho (2/10/05)
.857 (6-7)	Whiten, Dawin (Cal Poly) vs Utah (12/22/04)
.857 (6-7)	Carroll, Jaycee (Utah State) vs UC Irvine (02/26/05)

#### FREE THROWS MADE

14	Ethington, Greg (UC Irvine) vs Sacramento State (12/04/04)
11	Jones, Dandrick (Idaho) at Idaho State (12/8/04)
11	Yango, Guillaume (Pacific) at Cal State Fullerton (03/03/05)

#### FREE THROW ATTEMPTS

18	Ethington, Greg (UC Irvine) vs Sacramento State (12/04/04)
17	Davis, Josh (UC Santa Barbara) at Cal Poly (02/19/05)
17	Gloger, Jeff (UC Irvine) vs Cal State Northridge (03/10/05)

#### FREE THROW PERCENTAGE (min. 10 made)

1.000 (10-10)	Enzweiler, Nick (Cal Poly) at UC Riverside (1/29/05)
.917 (11-12)	Jones, Dandrick (Idaho) at Idaho State (12/8/04)
.917 (11-12)	Yango, Guillaume (Pacific) at Cal State Fullerton (03/03/05)

#### REBOUNDS

19	Free, Travon (Long Beach State) at UC Santa Barbara (12/28/04)
16	Asprilla, Hardy (Cal State Fullerton) vs UC Riverside (01/06/05)
16	Williams, Steve (UC Riverside) at Long Beach State (02/10/05)

#### ASSISTS

13	Brown, Bobby (Cal State Fullerton) vs Hope (11/27/04)
12	Brown, Bobby (Cal State Fullerton) vs Long Beach State (01/13/05)
11	Fitzgerald, Aaron (UC Irvine) vs Long Beach State (01/20/05)

#### STEALS

7	Boylan, Ian (Cal State Northridge) vs Pacific (03/11/05)
6	Altheimer, Bakari (Cal State Northridge) at Montana (11/30/04)
6	Frazier, Joseph (Cal State Northridge) at Lafayette (12/13/04)
6	Brown, Bobby (Cal State Fullerton) at San Diego State (12-21-04)
6	Heard, Jonathan (Cal State Northridge) vs UC Santa Barbara (01/02/05)
6	Boylan, Ian (Cal State Northridge) at UC Davis (01/29/05)
6	Boylan, Ian (Cal State Northridge) vs LONG BEACH STATE (02/03/05)
6	Frazier, Joseph (Cal State Northridge) at UC Riverside (3/3/05)

#### BLOCKED SHOTS

6	Turner, Glenn (UC Santa Barbara) at Idaho (01/08/05)
6	Johnson, Phil (Cal Poly) vs UC RIVERSIDE (02/24/05)
5	Turner, Glenn (UC Santa Barbara) at Utah State (01/06/05)



# BIG WEST RECORD BOOK

[www.bigwest.org](http://www.bigwest.org)

UC RIVERSIDE • UC SANTA BARBARA  
UC IRVINE • LONG BEACH STATE



# INDIVIDUAL RECORDS

## Big West Conference Individual Records

### SCORING

#### POINTS

Game:	53 (19 fg, 15 ft)	Raymond Lewis, CSULA vs. LBSU	2-23-73
Half:	29	Scott Brooks, UCI vs. USU	1-8-87
	29	Raymond Tutt, UCSB vs. UCI	2-27-97
OT:	13 (2 ot)	Raymond Lewis, CSULA vs. LBSU	2-23-73
Season, All Games:	903 (359 FG, 185 FT, 39 games)	Armon Gilliam, UNLV	1987
Season, Conference:	507 (175 FG, (34 3-P) 123 FT, 18 games)	J.R. Rider, UNLV	1993
Career:	2,312	Lucious Harris, LBSU	1990-93

#### AVERAGE PER GAME

Season, All Games:	32.9 (789 pts. in 24 games)	Raymond Lewis, CSULA	1973
Season, Conference:	33.7 (371 pts. in 11 games)	Raymond Lewis, CSULA	1973
Career:	26.3 (1,475 pts. in 56 games)	Kevin Magee, UCI	1981-82

#### FIELD GOALS MADE

Game:	20	Ed Ratleff, LBSU vs. Saint Mary's	12-10-70
		Raymond Lewis, CSULA vs. PAC	3-2-73
		Kevin Magee, UCI vs. LMU	12-15-81
Season:	359	Armon Gilliam, UNLV	1987
Career:	852	Greg Grant, USU	1983-86

#### FIELD GOALS ATTEMPTED

Game:	43	Raymond Lewis, CSULA vs. PAC	3-2-73
Season:	693	Raymond Lewis, CSULA	1973
Career:	1,695	Lucious Harris, LBSU	1990-93

#### FIELD GOAL PERCENTAGE (Min. 3.5 FGM/team game)

Game:	1.000 (13-13)	Mate Milisa, LBSU vs. Monterey Bay	12-22-99
	1.000 (13-13)	Ricky Butler, UCI vs. LBSU	2-21-91
Season:	.695 (141-203)	Mike Atkinson, LBSU	1994
Career:	.656 (552-841)	Kevin Magee, UCI	1981-82

#### THREE-POINT FIELD GOALS MADE

Game:	11	Chris Brown, UCI vs. NMSU	3-13-94
Season:	152	Freddie Banks, UNLV	1987
Career:	311	Adam Jacobsen, PAC	1994-98

#### THREE-POINT FIELD GOALS AVERAGE PER GAME

Season:	4.7	Chris Brown, UCI	1994
Career:	3.5	Chris Brown, UCI	1994-95

#### THREE-POINT FIELD GOALS ATTEMPTED

Game:	21	Keith Stewart, UCI vs. NEV	1-9-93
	21	Chris Brown, UCI vs. NMSU	3-13-94
Season:	358	Freddie Banks, UNLV	1987
Career:	811	Mike Wozniak, CP	1996-00

#### THREE-POINT FIELD GOAL PERCENTAGE

##### (Min. 1.0 FGM/team game)

Game:	1.000 (7-7)	Dylan Rigdon, UCI vs. CSF	2-24-90
Season:	.519 (40-77)	Mike Doktorczyk, UCI	1989
Career:	.517 (61-118)	Andre Sims, FSU	1988-89

#### FREE THROWS MADE

Game:	18	Johnny Rogers, UCI vs. UNLV	2-15-86
Season:	211	Leon Wood, CSF	1984
Career:	549	Lucious Harris, LBSU	1993

#### FREE THROWS ATTEMPTED

Game:	22	Leon Wood, CSF vs. UT-Arlington	12-19-81
Season:	263	Gilbert Wilburn, NMSU	1986
Career:	755	Lucious Harris, LBSU	1990-93

#### CONSECUTIVE FREE THROWS MADE

Game:	17	Kevin Magee, UCI vs. LBSU	1-28-82
	17	Johnny Rogers, UCI vs. Cincinnati	12-29-84
Season:	52	Vince Washington, USU	1985

#### FREE THROW PERCENTAGE

Game:	1.000 (17-17)	Johnny Rogers, UCI vs. Cincinnati	12-29-84
Season:	.949 (74-78)	Clay McKnight, PAC	2000
Career:	.898 (168-187)	David Doubley, PAC	2003-05

### REBOUNDING

#### REBOUNDS

Game:	28	Michael Jackson, CSULA vs. CSN	1-22-71
	28	Eric McArthur, UCSB vs. NMSU	1-11-90
Season, All Games:	466	John Gianelli, PAC (26 gms)	1972
Season, Conference:	261	Eric McArthur, UCSB (18 gms)	1990
Career:	1,115	Tony Neal, CSF	1982-85

#### AVERAGE PER GAME

Season, All Games:	17.9	John Gianelli, PAC (466 in 26 gms)	1972
Season, Conference:	18.8	John Gianelli, PAC (226 in 12 gms)	1972
Career:	13.4	Michael Jackson, CSULA (45 gms)	1971-72

### ASSISTS

Game:	21	Mark Wade, UNLV vs. Navy	12-29-86
	21	Leon Wood, CSF vs. LBSU	1-8-83
	21	Leon Wood, CSF vs. UCSB	3-3-83
Season:	406	Mark Wade, UNLV	1987
Career:	838	Greg Anthony, UNLV	1989-91

#### AVERAGE PER GAME

Season:	11.0	Leon Wood, CSF (319 in 29 gms)	1983
Career:	9.1	Mark Wade, UNLV (689 in 76 gms)	1986-87

### BLOCKED SHOTS

Game:	8	Babacar Camara, CSF vs. UCR	2-9-02
		Steve Shaw, CSF vs. LBSU	3-4-78
Season:	89	Eric McArthur, UCSB	1990
Career:	249	Eric McArthur, UCSB	1987-90

### STEALS

Game:	11	Markus Carr, CSUN vs. Dominican	11-20-01
Season:	106	Greg Anthony, UNLV	1990

#### AVERAGE PER GAME

Season:	3.8	Jay Goodman, USU (102 in 27 gms)	1993
---------	-----	----------------------------------	------

### GAMES PLAYED

Season:	40	Larry Johnson, UNLV	1990
Career:	145	Stacey Augmon, UNLV	1988-91

# TEAM RECORDS

## Big West Conference Team Records

### SCORING

#### MOST POINTS SCORED

Half, Non-Conf.:	76	UC Irvine vs. VMI	11-29-80
Game, Non-Conf.:	143	Cal Poly vs. Cal Baptist (143-97)	12-3-96
Game, Conference:	142	UNLV vs. Utah State (142-140)	1-2-85
Game, Both Teams:	282	UNLV 142, Utah State 140	1-2-85
Season, All Games:	3739	UNLV (40 gms)	1990
Season, Conference:	1862	UNLV (18 gms)	1991

#### HIGHEST AVERAGE PER GAME

Season, All Games:	97.7	UNLV (35 gms)	1991
Season, Conference:	103.4	UNLV (18 gms)	1991

#### FEWEST POINTS SCORED

Game, Non-Conf.:	36	Idaho vs. Washington State (36-37)	11-30-04
Game, Conference:	26	UC Irvine vs. Long Beach State (26-30)	2-24-80
	26	UC Santa Barbara vs. Fresno State (26-46)	2-14-81
Season, All Games:	1494	San Jose State (26 gms)	1982
Season, Conference:	627	Pacific (10 gms)	1975-76

#### LOWEST SCORING AVERAGE PER GAME

Season, All Games:	57.5	San Jose State (26 gms)	1982
Season, Conference:	54.7	San Jose State (14 gms)	1982

#### MOST POINTS ALLOWED

Game, Non-Conf.:	139	UC Irvine vs. Bradley (119-139)	12-19-87
Game, Conference:	142	Utah State vs. UNLV (140-142)	1-2-85

#### FEWEST POINTS ALLOWED

Season, All Games:	1412	Fresno State (24 gms)	1980
	1412	Fresno State (30 gms)	1982
Season, Conference:	617	Cal State Fullerton (10 gms)	1976

#### HIGHEST DEFENSIVE AVERAGE PER GAME

Season, All Games:	92.0	UC Irvine (30 gms)	1991
Season, Conference:	92.6	San Jose State (10 gms)	1971

#### LOWEST DEFENSIVE AVERAGE PER GAME

Season, All Games:	47.1	Fresno State (30 gms)	1982
Season, Conference:	47.1	Fresno State (14 gms)	1982

#### FIELD GOALS MADE

Game:	58	UNLV vs. Utah State	1-2-85
Season:	1356	UNLV	1990

#### FIELD GOALS ATTEMPTED

Game:	116 (57 made)	Cal Poly vs. Cal Baptist	12-3-96
Season:	2672	UNLV	1990

#### FIELD GOAL PERCENTAGE

Game:	.810 (34-42)	Fresno State vs. Portland State	12-3-77
Season:	.561 (920-1639)	UC Irvine	1982

#### THREE-POINT FIELD GOALS MADE

Game:	21	UNLV vs. Nevada	12-8-90
	21	Cal Poly vs. Cal Baptist	12-3-96
Season:	309	UNLV	1987

#### THREE-POINT FIELD GOALS ATTEMPTED

Game:	58	Cal Poly vs. Cal Baptist	12-3-96
Season:	827	Cal Poly	1997

#### THREE-POINT FIELD GOAL PERCENTAGE

Game:	1.000 (5-5)	New Mexico State vs. Fresno State	2-13-88
	1.000 (5-5)	Cal State Fullerton vs. San Jose State	1-30-92
Season:	.455 (143-314)	New Mexico State	1988

#### FREE THROWS MADE

Game:	45	Pacific vs. San Jose State	2-23-80
Season:	788	Long Beach State	1979-80

#### FREE THROWS ATTEMPTED

Game:	62	Pacific vs. San Jose State	2-23-80
Season:	1097	UNLV	1989-90

#### CONSECUTIVE FREE THROWS MADE

Game:	34	UC Irvine vs. Pacific	2-21-81
Season:	40	UC Irvine	1980-81

### REBOUNDING

#### REBOUNDS

Game:	86	Fresno State vs. San Fernando Valley State	2-2-70
Season, All Games:	1668	UNLV (40 gms)	1990
Season, Conference:	799	UNLV (18 gms)	1991

#### AVERAGE PER GAME

Season, All Games:	57.5	Pacific (1495 in 26 games)	1972
Season, Conference:	58.9	Pacific (707 in 12 games)	1972

### MISCELLANEOUS

#### SCORING

Highest Losing Score:	140	Utah State vs. UNLV (140-142)	1-2-85
Largest Winning Margin, Non-Conf.:	73		
		UNLV vs. Hawaii-Loa (120-47)	12-5-87
Largest Winning Margin, Conference:	51		
		Long Beach State vs. San Jose St. (104-53)	2-15-71
		UNLV vs. Long Beach State (114-63)	1-19-91
Largest Losing Margin, Non-Conference:	75		
		North Texas vs. Maryland (57-132)	12-23-98

#### WON-LOST

Games Won, Season:	37, UNLV (37-2)	1987
Games Won, Season, Conf.:	18, Pacific (18-0)	2005
	18, UNLV (18-0)	1992
	18, UNLV (18-0)	1991
	18, UNLV (18-0)	1987
Winning Pct., Season:	.971, UNLV (34-1)	1991
Winning Pct., Season, Conf.:	1.000 Pacific (18-0)	2005
	1.000 UNLV (18-0)	1992
	1.000 UNLV (18-0)	1991
	1.000 UNLV (18-0)	1987
	1.000 Long Beach State (12-0)	1974
	1.000 Long Beach State (10-0)	1971
	1.000 Long Beach State (10-0)	1970
Consecutive Wins, Season:	34, UNLV	1991
Consecutive Wins:	45, UNLV, 1990 (11) & 1991 (34)	1990-91
Consecutive Conf. Wins:	40, UNLV	1990-93
Games Lost, Season:	27, Pacific (3-27)	1984

# SINGLE GAME RECORDS

## All-Time Top Performers - Single Game

### POINTS SCORED

53	Raymond Lewis, CSLA vs. Long Beach State (2 OT)	2-23-73
46	Raymond Lewis, CSLA vs. Texas Southern	1-25-73
46	Kevin Magee, UC Irvine vs. Loyola Marymount	12-15-81
45	Ed Ratleff, Long Beach State vs. Saint Mary's	12-10-70
45	Charles Bailey, Fresno State vs. North Texas	12-20-73
44	J.R. Rider, UNLV vs. Nevada	2-25-93
43	Ed Ratleff, Long Beach State vs. Pacific	1-30-72
43	Raymond Lewis, CSLA vs. Pacific	3-2-73
43	Scott Brooks, UC Irvine vs. Utah State	1-8-87
42	Rich Anema, Pacific vs. Cal State Fullerton	2-27-86
42	Louis Richardson, New Mexico State vs. Cal Poly	1-9-97
41	Vince Washington, Utah State vs. Pacific	1-21-85
41	Johnny Rogers, UC Irvine vs. UNLV	2-15-86
41	Scott Brooks, UC Irvine vs. Pacific	2-21-87
41	Wayne Engelstad, UC Irvine vs. Bradley	12-19-87
41	Kendall Youngblood, Utah State vs. New Mexico State	2-29-92
41	Jerry Green, UC Irvine vs. Pepperdine	11-20-01

### REBOUNDS

28	Michael Jackson, CSLA vs. San Fernando Valley State	1-22-71
28	Eric McArthur, UC Santa Barbara vs. New Mexico State	1-11-90
27	John Gianelli, Pacific vs. Long Beach State	1-30-72
27	John Gianelli, Pacific vs. CSLA	2-12-72
27	Kerry Davis, Cal State Fullerton vs. Central Michigan	12-15-75
26	Larry Hendrickson, Fresno State vs. San Fernando Valley State	1-11-70
25	Kevin Magee, UC Irvine vs. Long Beach State	1-30-82
24	John Gianelli, Pacific vs. San Jose State	3-4-72
24	Kebu Stewart, UNLV vs. UC Irvine	2-19-94

### ASSISTS

21	Leon Wood, Cal State Fullerton vs. Long Beach State	1-8-83
21	Leon Wood, Cal State Fullerton vs. UC Santa Barbara	3-3-83
21	Mark Wade, UNLV vs. Navy	12-29-86
20	Danny Tarkanian, UNLV vs. Arizona	12-6-82
20	Danny Tarkanian, UNLV vs. Baylor	12-22-82
20	Sam Crawford, New Mexico State vs. Sam Houston State	12-21-92
19	Greg Anthony, UNLV vs. Pacific	12-29-90

### FIELD GOAL PERCENTAGE (Min. 10 attempts)

1.000	Mate Milisa, Long Beach State vs. Monterey Bay (13-13)	12-22-99
1.000	Ricky Butler, UC Irvine vs. Cal State Fullerton (13-13)	2-21-91
1.000	Mike Doktorczyk, UC Irvine vs. Pacific (12-12)	1-21-89
1.000	Mike Vukovich, UC Santa Barbara vs. Pacific (12-12)	2-3-01
1.000	Mike Brotherton, San Jose State vs. New Mexico State (10-10)	2-21-91
1.000	James Anderson, New Mexico State vs. UC Irvine (10-10)	1-13-90
1.000	Brian Vaughns, UC Santa Barbara vs. Pacific (10-10)	1-31-87
1.000	Bill Floyd, Utah State vs. New Mexico State (10-10)	3-2-85
1.000	Tom Morgan, Cal State Fullerton vs. Utah State (10-10)	1-31-80

### FIELD GOALS MADE

20	Ed Ratleff, Long Beach State vs. Saint Mary's	12-10-70
20	Raymond Lewis, CSLA vs. Pacific	3-2-73
20	Kevin Magee, UC Irvine vs. Loyola Marymount	12-15-81
20	Raymond Lewis, CSLA vs. San Francisco State	12-8-72
19	Raymond Lewis, CSLA vs. Long Beach State (2 OT)	2-23-73
18	Charles Bailey, Fresno State vs. North Texas	12-20-73
18	Russ Coleman, Pacific vs. Santa Clara	12-9-77
17	Stan Hill, San Jose State vs. Sacramento State	1-5-78
17	Armon Gilliam, UNLV vs. Wyoming	3-20-87
17	John Hatten, Long Beach State vs. UC Irvine	1-28-89
17	Silas Mills, Utah State vs. Hawaii-Hilo	11-26-95

### STEALS

11	Markus Carr, Cal State Northridge vs. Dominican	11-20-01
10	Ben McDonald, UC Irvine vs. Pacific	2-24-83
10	Antrone Lee, Long Beach State vs. UC Irvine	2-19-98
10	Joseph Frazier, Cal State Northridge vs. Bethany College	12-7-02
9	Cedric Ceballos, Cal State Fullerton vs. San Jose State	1-19-89
9	Jay Goodman, Utah State vs. San Jose State	2-20-93
9	Rasul Salahuddin, Long Beach State vs. New Mexico State	2-10-96
8	Mario Gaines, UC Santa Barbara vs. San Diego	12-22-81
8	Sam Crawford, New Mexico State vs. Fresno State	3-13-92
8	Tony Amundsen, Pacific vs. Utah State	1-23-93
8	Aaron Sunderland, Cal State Fullerton vs. Chapman	12-23-92
8	Jay Goodman, Utah State vs. Montana Tech	12-3-92
8	Derick Andrew, Cal State Fullerton vs. Long Beach State	1-5-02
8	Markus Carr, Cal State Northridge vs. Pacific	1-5-02
8	Joseph Frazier, Cal State Northridge vs. Cal Poly	2-13-03

### FIELD GOAL ATTEMPTS

43	Raymond Lewis, CSLA vs. Pacific	3-2-73
37	Raymond Lewis, CSLA vs. Long Beach State (2 OT)	2-23-73
34	Leon Wood, Cal State Fullerton vs. Fresno State	2-9-84

### FREE THROW PERCENTAGE (Minimum 12 attempts)

1.000	Johnny Rogers, UC Irvine vs. Cincinnati (17-17)	12-29-84
1.000	Mike Doktorczyk, UC Irvine vs. UC Santa Barbara (16-16)	3-4-89
1.000	Kevin Henderson, Cal State Fullerton vs. Texas Tech (14-14)	12-5-85
1.000	Raymond Tutt, UC Santa Barbara vs. UC Irvine (14-14)	2-27-97
1.000	Jerry Green, UC Irvine vs. Pacific (13-13)	1-6-01
1.000	Leon Wood, Cal State Fullerton vs. Pacific (13-13)	3-3-82
1.000	Greg Grant, Utah State vs. Cal State Fullerton (13-13)	1-9-86
1.000	Kevin Nixon, Utah State vs. Cal State Fullerton (13-13)	2-13-86
1.000	Domingo Rosario, Pacific vs. New Mexico State (13-13)	2-11-88
1.000	Kendall Youngblood, Utah State vs. Brigham Young (13-13)	12-13-91
1.000	James Cotton, Long Beach State vs. Bethune-Cookman (13-13)	12-30-96
1.000	Nate Carter, UC Riverside vs. Cal Poly (12-12)	2-26-04
1.000	Jerry Green, UC Irvine vs. Utah State (12-12)	2-9-02
1.000	Jay Goodman, Utah State vs. Nevada (12-12)	1-3-93
1.000	Lark Gross, UC Santa Barbara vs. Fordham (12-12)	12-28-80
1.000	Larry Johnson, UNLV vs. North Carolina State (12-12)	2-3-90

### FREE THROWS MADE

18	Johnny Rogers, UC Irvine vs. UNLV	2-15-86
17	Leon Wood, Cal State Fullerton vs. Texas-Arlington	12-19-81
17	Kevin Magee, UC Irvine vs. Long Beach State	1-28-82
17	Johnny Rogers, UC Irvine vs. Cincinnati	12-29-84
17	Ricky Butler, UC Irvine vs. UNLV	2-4-89
17	Paul Johnson, UC Santa Barbara vs. Cal State Northridge	12-4-92
16	Wally Rank, San Jose State vs. UC Santa Barbara	2-28-80
16	Kevin Magee, UC Irvine vs. Pacific	2-18-82
16	Mike Doktorczyk, UC Irvine vs. UC Santa Barbara	3-4-89
16	J.R. Rider, UNLV vs. Nevada	1-29-93
16	Kebu Stewart, UNLV vs. Pacific	1-27-94
16	James French, Cal State Fullerton vs. San Diego State	12-20-94
16	James Cotton, Long Beach State vs. UC Santa Barbara	2-15-97

### FREE THROW ATTEMPTS

22	Leon Wood, Cal State Fullerton vs. Texas-Arlington	12-19-81
21	Watende Favors, Cal Poly vs. Sacramento State	12-13-97
21	Kebu Stewart, UNLV vs. UC Santa Barbara	1-21-94
20	Johnny Rogers, UC Irvine vs. UNLV	2-15-86
20	Gilbert Wilburn, New Mexico State vs. San Jose State	2-27-86
20	Kebu Stewart, UNLV vs. Pacific	1-27-94

### 3-POINT FIELD GOAL PERCENTAGE (Min. 5 FGM)

1.000	Dylan Rigdon, UC Irvine vs. Cal State Fullerton (7-7)	2-24-90
1.000	Nick Enzweiler, Cal Poly vs. Santa Clara (6-6)	12-12-04
1.000	Louis Richardson, New Mexico State vs. Cal Poly (6-6)	1-9-97
1.000	Jay Goodman, Utah State vs. Utah (6-6)	12-8-92
1.000	Jimmy Taylor, New Mexico State vs. San Jose State (6-6)	2-2-89
1.000	Rod Palmer, UC Irvine vs. San Jose State (6-6)	2-9-89
1.000	David Doubly, Pacific vs. Idaho (5-5)	1-21-05
1.000	Tim Bowman, Pacific vs. Sacramento State (5-5)	12-23-96
1.000	Jeff Herdman, UC Irvine vs. UNLV (5-5)	2-23-91
1.000	Stacey Augmon, UNLV vs. UC Irvine (5-5)	2-4-89
1.000	Reid Newey, Utah State vs. Pacific (5-5)	3-5-88
1.000	Gerald Paddio, UNLV vs. UC Irvine (5-5)	1-3-88
1.000	Freddie Banks, UNLV vs. Cal State Fullerton (5-5)	2-17-86

### 3-POINT FIELD GOALS MADE

11	Chris Brown, UC Irvine vs. New Mexico State	3-13-94
10	Ryan Dillon, Cal State Fullerton vs. Boise State	1-31-01
10	Chris Brown, UC Irvine vs. Pacific	2-5-94
10	Freddie Banks, UNLV vs. Indiana	3-28-87
9	Thirteen times	

### 3-POINT FIELD GOAL ATTEMPTS

21	Keith Stewart, UC Irvine vs. Nevada	1-9-93
21	Chris Brown, UC Irvine vs. New Mexico State	3-13-94
20	Chris Brown, UC Irvine vs. New Mexico State	2-26-94
19	Freddie Banks, UNLV vs. Indiana	3-28-87
19	Gerald Paddio, UNLV vs. Iowa	3-20-88

### BLOCKS

8	Babacar Camara, Cal State Fullerton vs. UC Riverside	2-9-02
8	Steve Shaw, Cal State Fullerton vs. Long Beach State	3-4-78
7	eight times	
	Most Recent-Vili Morton, UC Riverside vs. Sacramento State	12-27-01

# SINGLE SEASON RECORDS

## All-Time Top Performers - Single Season

### POINTS SCORED (gp)

903	Armon Gilliam, UNLV (39)	1987
822	Larry Johnson, UNLV (40)	1990
814	J.R. Rider, UNLV (28)	1993
795	Larry Johnson, UNLV (35)	1991
789	Raymond Lewis, CSLA (24)	1973
760	Freddie Banks, UNLV (39)	1987
743	Kevin Magee, UCI (27)	1981
739	Lucious Harris, LBSU (32)	1993
732	Kevin Magee, UCI (29)	1982
719	Leon Wood, CSF (30)	1984

### POINTS PER GAME (pts/gp)

32.9	Raymond Lewis, CSLA (789/24)	1973
29.1	J.R. Rider, UNLV (814/28)	1993
27.5	Kevin Magee, UCI (743/27)	1981
25.2	Kevin Magee, UCI (732/29)	1982
24.2	Ricky Berry, SJSU (702/29)	1988
24.0	Leon Wood, CSF (719/30)	1984
24.0	Raymond Tutt, UCSB (649/27)	1997
23.8	Scott Brooks, UCI (665/28)	1987
23.6	Gilbert Wilburn, NMSU (496/21)	1985
23.6	Wayne Engelstad, UCI (708/30)	1988

### REBOUNDS (gp)

466	John Gianelli, PAC (26)	1972
457	Larry Johnson, UNLV (40)	1990
388	Michael Jackson, CSLA (26)	1972
380	Larry Johnson, UNLV (35)	1991
377	Eric McArthur, UCSB (29)	1990
368	Sidney Green, UNLV (31)	1983
363	Armon Gilliam, UNLV (39)	1987
362	Cedric Ceballos, CSF (29)	1990
356	Morris Thomas, CSLA (26)	1970
353	Kevin Magee, UCI (29)	1982

### REBOUNDS PER GAME (reb/gp)

17.9	John Gianelli, PAC (466/26)	1972
13.7	Morris Thomas, CSLA (356/26)	1970
13.0	Eric McArthur, UCSB (377/29)	1990
12.6	Jim McCargo, PAC (327/26)	1972
12.5	Chris McMurray, SDSU (350/28)	1972
12.5	Cedric Ceballos, CSF (362/29)	1990
12.5	Kevin Magee, UCI (337/27)	1981
12.2	Kevin Magee, UCI (353/29)	1982
12.2	Ron Knight, CSLA (256/21)	1970
12.0	Jim McCargo, PAC (313/26)	1973

### ASSISTS (gp)

406	Mark Wade, UNLV (38)	1987
319	Leon Wood, CSF (29)	1983
310	Greg Anthony, UNLV (35)	1991
310	Sam Crawford, NMSU (34)	1993
296	Danny Tarkanian, UNLV (34)	1984
289	Greg Anthony, UNLV (39)	1990
286	Danny Tarkanian, UNLV (31)	1983
283	Mark Wade, UNLV (38)	1986
282	Sam Crawford, NMSU (33)	1992
247	Dedan Thomas, UNLV (29)	1993

### ASSIST AVERAGE (ast/gp)

11.0	Leon Wood, CSF (319/29)	1983
10.7	Mark Wade, UNLV (406/38)	1987
9.2	Danny Tarkanian, UNLV (286/31)	1983
9.1	Sam Crawford, NMSU (310/34)	1993
8.9	Greg Anthony, UNLV (310/35)	1991
8.7	Danny Tarkanian, UNLV (296/34)	1984
8.5	Sam Crawford, NMSU (282/33)	1992
8.5	Raimonds Miglinieks, UCI (230/27)	1996
8.4	Dedan Thomas, UNLV (247/29)	1993
8.4	Raimonds Miglinieks, UCI (245/29)	1995

### 3-POINT FG PCT (No.-Att./pg/gm) Since 1987 (Min. 1.0 FGM per team game)

.519	Mike Doktorczyk, UCI (40-77/1.4/28)	1989
.517	Justin Jones, USU (60-116/1.9/32)	1998
.512	Jeff Herdman, UCI (42-82/1.5/28)	1989
.507	Jeff McCool, NMSU (73-144/2.3/32)	1988

.494	Wm. Benjamin, NMSU (43-87/1.5/29)	1991
.486	Scott Thomason, PAC (54-111/2.0/27)	1999
.476	Jaycee Carroll, USU (79-166/2.5/32)	2005
.470	Tony Amundsen, PAC (93-198/3.1/30)	1992
.470	Eric Channing, NMSU (71-151/2.2/33)	1999
.469	Stacey Augmon, UNLV (38-81/1.1/35)	1991

### 3-POINT FIELD GOALS MADE (gp)

152	Freddie Banks, UNLV (39)	1987
122	Chris Brown, UCI (26)	1994
118	Gerald Paddio, UNLV (39)	1988
112	Jeff Herdman, UCI (30)	1991
111	Scott Brooks, UCI (28)	1987
105	Anderson Hunt, UNLV (33)	1991
104	Denmark Reid, NMSU (30)	1998
99	Anderson Hunt, UNLV (39)	1990
98	Reid Newey, USU (28)	1989
98	Mark Boelter, PAC (30)	1997

### 3-POINT FIELD GOAL ATTEMPTS (gp)

358	Freddie Banks, UNLV (39)	1987
301	Chris Brown, UCI (26)	1994
282	Gerald Paddio, UNLV (34)	1988
263	Anderson Hunt, UNLV (33)	1991
262	Jeff Herdman, UCI (30)	1991
258	Anderson Hunt, UNLV (39)	1990
257	Scott Brooks, UCI (28)	1987
247	Gordon Scott, UI (28)	2000
244	<b>Bobby Brown, CSF (32)</b>	<b>2005</b>
240	Denmark Reid, NMSU (30)	1998
240	Adam Jacobsen, PAC (27)	1995

### BLOCKS (gp)

89	Eric McArthur, UCSB (29)	1990
88	Michael Olowokandi, PAC (32)	1998
83	Vili Morton, UCR (26)	2002
78	Eric McArthur, UCSB (30)	1989
77	George Ackles, UNLV (35)	1991
76	Elmore Spencer, UNLV (31)	1991
70	Elmore Spencer, UNLV (28)	1992
66	Sean Williams, CSF (26)	1993
64	Eric McArthur, UCSB (30)	1988
62	Gerald Thomas, SJSU (29)	1988

### BLOCK AVERAGE+ (blk/gp)

3.19	Vili Morton, UCR (83/26)	2002
3.07	Eric McArthur, UCSB (89/29)	1990
2.75	Michael Olowokandi, PAC (88/32)	1998
2.60	Eric McArthur, UCSB (78/30)	1989
2.54	Sean Williams, CSF (66/26)	1993
2.50	Elmore Spencer, UNLV (70/28)	1992
2.45	Elmore Spencer, UNLV (76/31)	1991
2.20	George Ackles, UNLV (77/35)	1991
2.19	Terrance O'Kelley, LBSU (59/27)	1994
2.14	Gerald Thomas, SJSU (62/29)	1988

### STEALS+ (gp)

106	Greg Anthony, UNLV (39)	1990
102	Jay Goodman, USU (27)	1993
101	Rasul Salahuddin, LBSU (28)	1996
91	Randy Brown, NMSU (31)	1990
85	Greg Anthony, UNLV (36)	1989
84	Greg Anthony, UNLV (35)	1991
82	Ian Boylan, CSUN (31)	2005
82	Corey Anders, PAC (30)	1997
79	Mark Wade, UNLV (38)	1987
78	Markus Carr, CSUN (28)	2002
78	Ian Boylan, CSUN (30)	2004

### STEAL AVERAGE (stl/gp)

3.78	Jay Goodman, USU (102/27)	1993
3.61	Rasul Salahuddin, LBSU (101/28)	1996
2.94	Randy Brown, NMSU (91/31)	1990
2.79	Markus Carr, CSN (78/28)	2002
2.73	Corey Anders, PAC (82/30)	1997
2.72	Greg Anthony, UNLV (106/39)	1990
2.65	Ian Boylan, CSUN (82/31)	2005
2.64	Eathan O'Bryant, NEV (74/28)	1994
2.60	Ian Boylan, CSUN (78/30)	2004
2.59	<b>Jeff Gloger, UCI (75/29)</b>	<b>2003</b>

### FIELD GOAL PERCENTAGE (fgm-fga/gp)

(Minimum 3.5 FGM per team game)		
.695	Mike Atkinson, LBSU (141-203/26)	1994
.677	Nate Harris, USU (134-198/29)	2004
.671	Kevin Magee, UCI (280-417/27)	1981
.662	Larry Johnson, UNLV (308-465/35)	1991
.661	Khris Fortson, UCSB (115-174/28)	1985
.656	Daniel Watts, NEV (145-221/29)	1996
.652	Nate Harris, USU (172-264/32)	2005
.648	Jarvis Basnight, UNLV (184-284/33)	1988
.642	Kevin Magee, UCI (272-424/29)	1982
.640	Bob Thornton, UCI (151-236/29)	1984

### FIELD GOALS MADE (gp)

359	Armon Gilliam, UNLV (39)	1987
325	Raymond Lewis, CSLA (24)	1973
304	Larry Johnson, UNLV (40)	1990
298	Michael Olowokandi, PAC (32)	1998
295	Michael Wiley, LBSU (34)	1980
282	J.R. Rider, UNLV (28)	1993
280	Kevin Magee, UCI (27)	1981
277	Anthony Jones, UNLV (38)	1986
275	Ed Ratleff, LBSU (29)	1973
272	Kevin Magee, UCI (29)	1982

### FIELD GOAL ATTEMPTS (gp)

693	Raymond Lewis, CSLA (24)	1973
598	Armon Gilliam, UNLV (39)	1987
590	Freddie Banks, UNLV (39)	1987
559	Freddie Banks, UNLV (38)	1986
548	J.R. Rider, UNLV (28)	1993
545	Cedric Ceballos, CSF (29)	1989
540	Leon Wood, CSF (30)	1984
520	Ricky Berry, SJSU (29)	1988
514	Johnnie Skinner, SJSU (25)	1971
509	Cedric Ceballos, CSF (29)	1990

### FREE THROW PERCENTAGE (ftm-fta/gp)

(Minimum 2.0 FTM per team game)		
.949	Clay McKnight, PAC (74-78/27)	2000
.903	Miah Davis, PAC (65-72/28)	2003
.902	David Doubly, PAC (74-82/32)	2004
.897	Mike Hood, UCI (61-68/29)	2003
.895	David Doubly, PAC (94-105/31)	2005
.891	Jay Goodman, USU (82-92/28)	1992
.890	Mike Wozniak, CP (129-145/27)	1998
.889	Mike Doktorczyk, UCI (64-72/30)	1988
.886	Scott Brooks, UCI (78-88/30)	1986
.886	Wayne Kemp, FSU (70-79/24)	1973

### FREE THROWS MADE (gp)

211	Leon Wood, CSF (30)	1984
201	Larry Johnson, UNLV (40)	1990
196	Jerry Green, UCI (30)	2001
195	J.R. Rider, UNLV (28)	1993
194	Lucius Davis, UCSB (29)	1992
188	Kevin Magee, UCI (29)	1982
187	Leon Wood, CSF (32)	1982
187	Gilbert Wilburn, NMSU (30)	1986
185	Armon Gilliam, UNLV (39)	1987
183	Kevin Magee, UCI (27)	1981

### FREE THROW ATTEMPTS (gp)

263	Gilbert Wilburn, NMSU (30)	1986
262	Larry Johnson, UNLV (40)	1990
261	Kevin Magee, UCI (29)	1982
258	Lucius Davis, UCSB (29)	1992
257	Leon Wood, CSF (30)	1984
248	Jerry Pender, FSU (26)	1971
248	Eric Franson, USU (33)	1996
236	J.R. Rider, UNLV (28)	1993
235	Jerry Green, UCI (30)	2001
231	Pape Sow, CSF (28)	2004
229	Leon Wood, CSF (32)	1982

# CAREER RECORDS

## All-Time Top Performers -Career

### POINTS SCORED (gp)

2,312	Lucious Harris, LBSU (122)	1990-93
2,127	Greg Grant, USU (115)	1983-86
2,065	Ron Cornelius, PAC (115)	1978-81
2,011	Stacey Augmon, UNLV (145)	1988-91
2,007	Freddie Banks, UNLV (144)	1984-87
2,006	Chris Bjorklund, CP (110)	1997-01
1,993	Jerry Green, UCI (116)	1999-02
1,962	Michael Wiley, LBSU (120)	1977-80
1,903	Mike Wozniak, CP (112)	1996-00
1,876	Leon Wood, CSF (91)	1982-84

### POINTS PER GAME (pts/gp)

26.3	Kevin Magee, UCI (1,475/56)	1981-82
25.0	J.R. Rider, UNLV (1,372/55)	1992-93
22.4	Jerry Pender, FSU (1,142/51)	1971-72
22.1	Cedric Ceballos, CSF (1,284/58)	1989-90
21.6	Larry Johnson, UNLV (1,617/75)	1990-91
21.5	Raymond Tutt, UCSB (1,141/53)	1996-98
21.4	Ed Ratleff, LBSU (1,820/85)	1971-73
21.2	Johnny Rogers, UCI (1,249/59)	1985-86
21.0	Ricky Berry, SJSU (1,767/84)	1986-88
20.9	Gilbert Wilburn, NMSU (1,068/51)	1985-86
20.6	Leon Wood, CSF (1,876/91)	1982-84

### REBOUNDS (gp)

1,115	Tony Neal, CSF (117)	1982-85
1,005	Stacey Augmon, UNLV (145)	1988-91
1,003	Greg Grant, USU (115)	1983-86
973	Ron Cornelius, PAC (115)	1979-81
904	Eric McArthur, UCSB (104)	1987-90
896	Francois Wise, LBSU (126)	1977-80
890	Armon Gilliam, UNLV (107)	1985-87
885	Eric Franson, USU (117)	1991, 1993-96
837	Tod Murphy, UCI (117)	1983-86
837	Larry Johnson, UNLV (75)	1990-91

### REBOUNDS PER GAME (reb/gp- min. 45 gms)

13.4	Michael Jackson, CSLA (602/45)	1971-72
12.3	Kevin Magee, UCI (690/56)	1981-82
12.3	Jim McCargo, PAC (640/52)	1972-73
11.2	Larry Johnson, UNLV (837/75)	1990-91
10.7	Cedric Ceballos, CSF (618/58)	1989-90
10.5	Larry Hendrickson, FSU (546/52)	1970-71
10.3	Doug Rex, UCSB (537/52)	1970-71
9.5	Tony Neal, CSF (1,115/117)	1982-85
9.3	Calvin Roberts, CSF (496/53)	1979-80
9.2	George Trapp, LBSU (495/54)	1970-71

### ASSISTS (gp)

838	Greg Anthony, UNLV (110)	1989-91
744	Leon Wood, CSF (91)	1982-84
689	Mark Wade, UNLV (76)	1986-87
592	Sam Crawford, NMSU (67)	1992-93
582	Danny Tarkanian, UNLV (65)	1983-84
549	Dedan Thomas, UNLV (85)	1992-94
537	Wayne Williams, CSF (86)	1989-91
515	Ray Kelly, UCSB ( 86)	1991-93
507	Billy Walker, LBSU (116)	1985-88
497	Freddie Banks, UNLV (144)	1984-87
477	Michael Dixon, SJSU (107)	1982-85
476	Ken Mickey, SJSU (82)	1974, 1976-77

### ASSIST AVERAGE (ast/gp)

9.1	Mark Wade, UNLV (689/76)	1986-87
9.0	Danny Tarkanian, UNLV (582/65)	1983-84
8.8	Sam Crawford, NMSU (592/67)	1992-93
8.5	Raimonds Miglinieks, UCI (475/56)	1995-96
8.2	Leon Wood, CSF (744/91)	1982-84
7.7	Eathan O'Bryant, NEV (437/57)	1994-95
7.6	Greg Anthony, UNLV (838/110)	1989-91
6.5	Dedan Thomas, UNLV (549/85)	1992-94
6.4	Leonard Armato, PAC (326/51)	1974-76
6.4	Brian Shaw, UCSB (375/59)	1987-88

### FIELD GOALS MADE (gp)

852	Greg Grant, USU (115)	1983-86
814	Michael Wiley, LBSU	1976-80
808	Ron Cornelius, PAC (88)	1978-81
776	Lucious Harris, LBSU (122)	1990-93
743	Ed Ratleff, LBSU (83)	1971-73
716	Armon Gilliam, UNLV (107)	1985-87
706	Freddie Banks, UNLV (144)	1983-87
699	Chris Bjorklund, CP (110)	1997-01
672	Jerry Green, UCI (116)	1999-02
654	Leon Wood, CSF (91)	1982-84
644	Tod Murphy, UCI (117)	1983-86

### FIELD GOAL ATTEMPTS (gp)

1,695	Lucious Harris, LBSU (122)	1990-93
1,604	Greg Grant, USU (115)	1983-86
1,601	Freddie Banks, UNLV (144)	1984-87
1,477	Leon Wood, CSF (91)	1982-84
1,426	Jerry Green, UCI (116)	1999-02
1,417	Ron Cornelius, PAC (88)	1978-81
1,417	Richard Morton, CSF (113)	1985-88
1,409	Carrick DeHart, UCSB (119)	1987-90
1,407	Chris Bjorklund, CP (110)	1997-01
1,348	Kendall Youngblood, USU (114)	1988-92

### FIELD GOAL PERCENTAGE (fgm-fga)

(Minimum 3.5 FGM per team game)

.656	Kevin Magee, UCI (552-841)	1981-82
.652	Nate Harris, USU (373-572)	2002-05
.643	Larry Johnson, UNLV (612-952)	1990-91
.622	Greg Houskeeper, USU (214-344)	1988-89
.620	Daniel Watts, NEV (235-379)	1995-96
.617	Spencer Nelson, USU (437-708)	1999, 03-05
.608	Jarvis Basnight, UNLV (365-600)	1986-88
.606	Michael Jackson, CSLA (337-554)	1971-72
.593	Bob Thornton, UCI (320-540)	1982-84
.592	Vili Morton, UCR (322-544)	2001-02, 03-05
.591	Michael Olowokandi, PAC (443-749)	1995-98

### FREE THROWS MADE (gp)

549	Lucious Harris, LBSU (122)	1990-93
540	Leon Wood, CSF (91)	1982-84
533	Jerry Green, UCI (116)	1999-02
488	Tod Murphy, UCI (117)	1983-86
458	Dan Conway, USU (118)	1986-89
449	Ron Cornelius, PAC (88)	1978-81
447	Kendall Youngblood, USU (114)	1989-92
429	Armon Gilliam, UNLV (107)	1985-87
420	Greg Grant, USU (115)	1983-86
416	Ricky Berry, SJSU (84)	1986-88

### FREE THROW ATTEMPTS (gp)

755	Lucious Harris, LBSU (122)	1990-93
666	Leon Wood, CSF (91)	1982-84
658	Jerry Green, UCI (116)	1999-02
625	Tod Murphy, UCI (117)	1983-86
619	Dan Conway, USU (118)	1986-89
594	Greg Grant, USU (115)	1983-86
594	Armon Gilliam, UNLV (107)	1985-87
593	Kendall Youngblood, USU (114)	1989-92
591	Stacey Augmon, UNLV (145)	1988-91
569	Ron Cornelius, PAC (88)	1978-81

### FREE THROW PERCENTAGE (ftm-fta)

(Minimum 2.0 FTM per team game)

.898	David Doubly, PAC (168-187)	2003-05
.881	Jimmy Carroll, NEV (126-143)	1996-98
.870	Tony Brown, USU (275-316)	1999-02
.860	Mike Wozniak, CP (363-422)	1996-00
.859	Scott Brooks, UCI (220-256)	1986-87
.858	Miah Davis, PAC (206-240)	2002-04
.851	Vince Washington, USU (279-328)	1984-85
.846	Joe Small, CSF (209-247)	1991-92
.840	Johnny Rogers, UCI (274-326)	1985-86
.838	Mike Doktorczyk, UCI (258-308)	1987-89
.837	Demetrius Jackson, PAC (190-227)	2001-03
.837	Jay Goodman, USU (287-343)	1991-93

### 3-PT FIELD GOALS MADE (gp)

311	Adam Jacobsen, PAC (117)	1994-98
308	Mike Wozniak, CP (112)	1996-00
283	Tony Brown, USU (127)	1999-02
283	Anderson Hunt, UNLV (109)	1989-91
262	Wilbert Hooker, FSU (88)	1989-92
238	Clay McKnight, PAC (113)	1995-00
237	Reid Newey, USU (116)	1983, 1987-89
230	Dell Demps, PAC (115)	1989-92
229	Freddie Banks, UNLV (144)	1984-87
217	Mark Hull, UCSB (119)	1999-03
217	Ben Larson, CP (107)	1995-99

### 3-PT FIELD GOAL ATTEMPTS (gp)

811	Mike Wozniak, CP (112)	1996-00
809	Adam Jacobsen, PAC (117)	1994-98
739	Anderson Hunt, UNLV (109)	1988-91
686	Tony Brown, USU (127)	1998-02
618	Ben Larson, CP (107)	1995-99
584	Dell Demps, PAC (85)	1989-91
583	Lucious Harris, LBSU (122)	1990-93
580	Jay Goodman, USU (80)	1991-93
577	Wilbert Hooker, FSU (88)	1989-91
572	Reid Newey, USU (90)	1983, 1987-89
559	Mark Hull, UCSB (119)	1999-03

### 3-PT FIELD GOAL PERCENTAGE (3pm-3pa)

(Minimum 1.0 FGM per team game)

.517	Andre Sims, FSU (61-118)	1988-89
.459	Ricky Berry, SJSU(113-246)	1986-88
.457	Eric Channing, NMSU (138-302)	1998-00
.446	Jeff McCool, NMSU (200-452)	1986-89
.442	Steve Haney, SJSU (103-233)	1988-89
.436	Brian Johnson, UCSB (150-344)	1985-88
.426	Ross Schraeder, UCI (159-373)	2002-05
.421	Jeff Herdman, UCI (201-478)	1988-91
.420	Scott Brooks, UCI (142-338)	1986-87
.420	Mark Boelter, PAC (170-405)	1994-97
.416	Rod Palmer, UCI (132-317)	1989-90

**bold = entered into Top Ten during 2004-05**  
must have competed at least two years to be eligible

# ALL-TIME TEAM LEADERS

## All-Time Leaders Year-By-Year Team

### SCORING OFFENSE

Year	Team	G	Pts	Avg
1970	Cal State Los Angeles	26	2437	93.8
1971	Long Beach State	26	2268	87.2
1972	Cal State Los Angeles	26	2352	90.4
1973	Long Beach State	29	2613	90.1
1974	Long Beach State	26	2084	80.2
1975	San Jose State	29	2237	77.1
1976	San Diego State	29	2267	78.1
1977	Long Beach State	29	2294	79.1
1978	Long Beach State	29	2358	81.3
1979	Utah State	30	2342	78.1
1980	Utah State	27	2329	86.3
1981	UC Irvine	27	2332	86.4
1982	UC Irvine	30	2311	77.0
1983	UNLV	31	2449	79.0
1984	UNLV	35	2868	81.9
1985	Utah State	28	2365	84.6
1986	UC Irvine	30	2384	79.5
1987	UNLV	39	3612	92.6
1988	UNLV	34	2867	84.3
1989	UNLV	37	3155	85.3
1990	UNLV	40	3739	93.5
<b>1991</b>	<b>UNLV</b>	<b>35</b>	<b>3420</b>	<b>97.7</b>
1992	UNLV	28	2240	80.0
1993	UNLV	29	2592	89.4
1994	New Mexico State	31	2500	80.6
1995	New Mexico State	35	2437	85.6
1996	UC Irvine	27	2026	75.0
1997	Cal Poly	30	2444	81.5
1998	Cal Poly	28	2367	84.5
1999	Cal Poly	27	2293	84.9
2000	Long Beach State	30	2435	81.2
2001	Cal Poly	28	2241	80.0
2002	Long Beach State	30	2135	71.2
2003	Cal State Northridge	29	2073	71.5
2004	Cal State Fullerton	28	1983	70.8
2005	Cal State Fullerton	32	2408	75.2

### SCORING MARGIN

Year	Team	Off	Def	Mar
1970	Long Beach State	83.8	72.9	10.9
1971	Long Beach State	87.2	64.6	22.6
1972	Long Beach State	84.8	69.8	15.0
1973	Long Beach State	90.1	71.9	18.2
1974	Long Beach State	80.2	61.1	19.1
1975	Long Beach State	77.2	67.3	9.9
1976	Cal State Fullerton	70.4	63.6	6.8
1977	Long Beach State	79.1	70.2	8.9
1978	Fresno State	59.2	52.4	6.8
1979	Cal State Fullerton	77.1	70.9	6.2
1980	Fresno State	66.3	58.8	7.5
1981	Fresno State	66.0	50.7	10.3
1982	Fresno State	59.6	47.1	12.5
1983	UNLV	79.0	69.4	9.6
1984	UNLV	81.9	68.7	13.2
1985	UNLV	82.0	72.5	9.5
1986	UNLV	78.6	68.2	10.4
1987	UNLV	92.6	75.5	17.1
1988	UNLV	84.3	68.2	16.1
1989	UNLV	85.3	74.5	10.7
1990	UNLV	93.5	78.5	15.0
<b>1991</b>	<b>UNLV</b>	<b>97.7</b>	<b>71.0</b>	<b>26.7</b>
1992	UNLV	80.0	65.0	15.0
1993	UNLV	89.4	81.3	8.1
1994	New Mexico State	80.6	71.4	9.2
1995	Utah State	78.7	68.9	9.8
1996	Long Beach State	74.8	69.4	5.4
1997	Pacific	72.9	60.0	12.9
1998	Pacific	73.1	63.2	9.8
1999	Boise State	68.5	61.7	6.8
2000	Long Beach State	81.2	68.7	12.5
2001	Utah State	70.7	57.6	13.1
2002	Utah State	67.0	58.1	8.9
2003	Utah State	66.6	60.0	6.6
2004	Utah State	69.3	58.1	11.2
2005	Utah State	72.3	57.8	14.6

### FREE THROW PERCENTAGE

Year	Team	FTM	FTA	Pct
1970	Long Beach State	444	639	.695
1971	San Diego State	473	673	.711
1972	Pacific	534	766	.697
1973	Cal State Los Angeles	400	543	.736
1974	Long Beach State	310	441	.703
1975	Long Beach State	413	585	.706
1976	Long Beach State	359	513	.700
1977	Pacific	338	471	.716
1978	San Diego State	413	570	.725
1979	Pacific	456	635	.718
1980	Utah State	584	766	.762
1981	Pacific	459	611	.751
1982	Pacific	449	613	.732
<b>1983</b>	<b>UC Santa Barbara</b>	<b>413</b>	<b>535</b>	<b>.772</b>
1984	UC Santa Barbara	436	593	.735
1985	UC Irvine	480	646	.743
1986	UC Irvine	597	779	.766
1987	UC Irvine	532	693	.768
1988	UC Irvine	569	760	.749
1989	Utah State	511	693	.737
1990	Utah State	585	822	.712
1991	Cal State Fullerton	516	712	.725
1992	Fresno State	484	652	.742
1993	Utah State	516	726	.711
1994	Utah State	511	728	.702
1995	San Jose State	416	599	.694
1996	UC Santa Barbara	342	487	.702
1997	Cal Poly	468	625	.749
1998	UC Irvine	381	517	.737
1999	Cal Poly	468	639	.732
2000	UC Irvine	398	537	.741
2001	UC Irvine	517	697	.742
2002	UC Santa Barbara	468	619	.756
2003	UC Santa Barbara	455	614	.741
2004	Pacific	549	746	.736
2005	Pacific	469	631	.743

### SCORING DEFENSE

Year	Team	G	Pts	Avg
1970	Long Beach State	28	2041	72.9
1971	Long Beach State	29	1874	64.6
1972	UC Santa Barbara	26	1776	68.4
1973	Long Beach State	29	2086	71.9
1974	Long Beach State	26	1588	61.1
1975	Cal State Fullerton	24	1661	69.2
1976	Cal State Fullerton	25	1591	63.6
1977	Cal State Fullerton	26	1734	66.7
1978	Fresno State	27	1417	52.3
1979	Fresno State	28	1632	58.3
1980	Fresno State	24	1412	58.8
<b>1981</b>	<b>Fresno State</b>	<b>29</b>	<b>1470</b>	<b>50.7</b>
1982	Fresno State	30	1412	47.1
1983	Fresno State	35	1927	55.1
1984	Fresno State	33	1802	54.6
1985	Fresno State	32	1751	54.7
1986	Fresno State	30	1775	59.2
1987	Fresno State	29	1850	63.8
1988	Cal State Fullerton	29	1897	65.4
1989	Fresno State	29	1823	62.9
1990	UC Santa Barbara	30	2026	67.5
1991	New Mexico State	29	2017	69.6
1992	UNLV	28	1821	65.0
1993	UC Santa Barbara	29	1830	63.1
1994	Utah State	27	1869	69.2
1995	Utah State	29	1998	68.9
1996	Pacific	27	1833	67.9
1997	Pacific	30	1800	60.0
1998	Pacific	33	2086	63.2
1999	Boise State	29	1790	61.7
2000	Utah State	34	2080	61.2
2001	Utah State	34	1959	57.6
2002	Utah State	31	1800	58.1
2003	Utah State	33	1979	60.0
2004	Utah State	29	1684	58.1
2005	Utah State	32	1848	57.8

### FIELD GOAL PERCENTAGE

Year	Team	FGM	FGA	Pct
1970	UC Santa Barbara	896	1829	.490
1971	San Diego State	852	1793	.475
1972	Cal State Los Angeles	928	1974	.471
1973	Long Beach State	1101	2328	.473
1974	Long Beach State	887	1680	.528
1975	San Jose State	894	1835	.487
1976	San Jose State	842	1644	.512
1977	Cal State Fullerton	791	1590	.497
1978	San Diego State	919	1810	.508
1979	Utah State	929	1823	.510
1980	Long Beach State	1062	2000	.531
1981	UC Irvine	934	1703	.548
<b>1982</b>	<b>UC Irvine</b>	<b>920</b>	<b>1639</b>	<b>.561</b>
1983	Utah State	827	1649	.502
1984	UNLV	1160	2190	.530
1985	UNLV	1042	2118	.492
1986	UC Irvine	864	1732	.499
1987	UC Santa Barbara	776	1571	.494
1988	Utah State	902	1807	.499
1989	Utah State	770	1585	.486
1990	UNLV	1356	2672	.507
1991	UNLV	1305	2441	.535
1992	UNLV	817	1583	.516
1993	UNLV	909	1833	.496
1994	Long Beach State	753	1573	.479
1995	Utah State	831	1650	.504
1996	Utah State	810	1717	.472
1997	New Mexico State	774	1589	.487
1998	Pacific	841	1691	.497
1999	Utah State	740	1552	.477
2000	Long Beach State	884	1784	.496
2001	Utah State	852	1755	.485
2002	UC Irvine	783	1652	.474
2003	Utah State	799	1727	.463
2004	Utah State	711	1397	.509
2005	Utah State	851	1621	.525

### 3-PT FIELD GOAL PERCENTAGE

Year	Team	FGM	FGA	Pct
1987	UC Irvine	187	450	.416
<b>1988</b>	<b>New Mexico State</b>	<b>143</b>	<b>314</b>	<b>.455</b>
1989	UC Irvine	179	424	.422
1990	Pacific	161	412	.391
1991	UNLV	282	682	.413
1992	Pacific	229	562	.407
1993	Cal State Fullerton	137	351	.390
1994	UC Irvine	234	626	.374
1995	UNLV	202	555	.364
1996	Pacific	241	628	.384
1997	New Mexico State	222	570	.389
1998	Utah State	139	324	.429
1999	Pacific	226	594	.380
2000	New Mexico State	204	541	.377
2001	UC Irvine	181	464	.390
2002	UC Santa Barbara	185	472	.392
2003	UC Irvine	171	452	.378
2004	Utah State	168	419	.401
2005	Utah State	185	473	.391

# ALL-TIME INDIVIDUAL LEADERS

## All-Time Leaders Year-By-Year Team

### REBOUNDING

Year	Team	G	No	Avg
1970	Cal State Los Angeles	26	1554	59.8
1971	Cal State Los Angeles	26	1435	55.2
1972	Pacific	26	1495	57.5
1973	Long Beach State	29	1610	55.5
1974	UC Santa Barbara	26	1200	46.0
1975	San Diego State	27	1295	48.0
1976	San Diego State	29	1360	46.9
1977	San Diego State	28	1308	46.7
1978	Long Beach State	29	1199	41.3
1979	Cal State Fullerton	27	1092	40.4
1980	Cal State Fullerton	27	1008	37.3
1981	Utah State	28	1063	38.0
1982	Utah State	27	997	36.9
1983	UNLV	31	1257	40.5
1984	UNLV	35	1281	36.6
1985	UNLV	32	1266	39.5
1986	Long Beach State	29	1090	37.6
1987	UNLV	39	1564	40.1
1988	UNLV	34	1375	40.4
1989	UNLV	37	1538	41.6
1990	UC Santa Barbara	30	1263	42.1
1991	UNLV	35	1485	42.4
1992	Utah State	28	1113	39.8
1993	UC Irvine	27	1031	38.2
1994	New Mexico State	31	1288	41.5
1995	Utah State	29	1186	40.9
1996	Utah State	33	1302	39.5
1997	Utah State	29	1085	37.4
1998	New Mexico State	30	1146	38.2
1999	UC Santa Barbara	28	1082	38.6
2000	UC Santa Barbara	28	1105	39.5
2001	Cal Poly	28	1129	40.3
2002	Utah State	31	1116	36.0
2003	Cal State Northridge	29	1022	35.2
2004	Cal State Fullerton	28	1067	38.1
2005	Cal State Fullerton	32	1211	37.8

## All-Time Leaders Year-By-Year Individual

### SCORING AVERAGE

Year	Player, School	G	Pts	Avg
1970	Lucius Davis, FSU	26	597	22.9
1971	Jerry Pender, FSU	26	588	22.6
1972	Michael Jackson, CSLA	26	589	22.7
1973	<b>Raymond Lewis, CSLA</b>	<b>25</b>	<b>789</b>	<b>32.9</b>
1974	Charles Bailey, FSU	25	575	23.0
1975	Roy Jones, FSU	26	536	20.6
1976	Steve Copp, SDSU	29	520	17.9
1977	Dave Brown, UCSB	26	476	18.3
1978	Wayne Smith, UCI	24	489	20.4
1979	Rickey Williams, LBSU	28	507	18.1
1980	Ron Cornelius, PAC	31	670	21.6
1981	Kevin Magee, UCI	27	743	27.5
1982	Kevin Magee, UCI	29	732	25.2
1983	Sidney Green, UNLV	31	684	22.1
1984	Leon Wood, CSF	30	719	24.0
1985	Gilbert Wilburn, NMSU	21	496	23.6
1986	Greg Grant, USU	28	634	22.6
1987	Scott Brooks, UCI	28	665	23.8
1988	Ricky Berry, SJSU	29	702	24.2
1989	Cedric Ceballos, CSF	29	615	21.2
1990	Cedric Ceballos, CSF	29	669	23.1
1991	Larry Johnson, UNLV	35	795	22.7
1992	Lucius Davis, UCSB	29	644	22.2
1993	J.R. Rider, UNLV	28	814	29.1
1994	Jimmy Moore, NEV	28	538	19.2
1995	Eric Franson, USU	29	534	18.4
1996	James Cotton, LBSU	26	508	19.5
1997	Raymond Tutt, UCSB	27	649	24.0
1998	Michael Olowokandi, PAC	32	703	22.0
1999	Roberto Bergersen, BSU	29	644	22.2
2000	Chris Davis, UNT	27	587	21.7
2001	Ramel Lloyd, LBSU	31	600	19.4
2002	Jerry Green, UCI	32	651	20.3
2003	Varnie Dennis, CP	28	489	17.5
2004	Varnie Dennis, CP	26	475	18.3
2005	Ralph Holmes, CSF	26	440	16.9

### 3-PT FIELD GOAL PERCENTAGE

Year	Player, School	3FG	3FGA	Pct
1987	Kenny Travis, NMSU	45	97	.464
1988	Jeff McCool, NMSU	73	144	.507
1989	<b>Mike Doktorczyk, UCI</b>	<b>40</b>	<b>77</b>	<b>.519</b>
1990	Carrick DeHart, UCSB	68	152	.447
1991	William Benjamin, NMSU	43	87	.494
1992	Tony Amundsen, PAC	93	198	.470
1993	Ken Gibson, UNLV	55	120	.458
1994	Jerry Hogan, NEV	66	151	.437
1995	Damian Smith, UNLV	63	146	.432
1996	Justin Jones, USU	77	165	.467
1997	Raymond Tutt, UCSB	55	118	.466
1998	Justin Jones, USU	60	116	.517
1999	Scott Thomason, PAC	54	111	.486
2000	Eric Channing, NMSU	70	156	.449
2001	Sean Jackson, UCI	62	135	.459
2002	Tony Brown, USU	75	172	.436
2003	Ted Bell, UCR	50	116	.431
2004	Mark Brown, USU	36	82	.439
2005	Jaycee Carroll, USU	79	166	.476

### FIELD GOAL PERCENTAGE

Year	Player, School	FG	FGA	Pct
1970	Doug Rex, UCSB	213	368	.579
1971	Michael Jackson, CSLA	115	192	.599
1972	Michael Jackson, CSLA	222	362	.614
1973	Bill Mallory, CSLA	130	221	.585
1974	Clifton Pondexter, LBSU	167	283	.590
1975	Taras Young, CSF	70	120	.583
1976	Ron Fair, SJSU	168	304	.553
1977	Lloyd McMillian, LBSU	186	329	.565
1978	Ron Cornelius, PAC	129	218	.592
1979	Matt Maderos, UCSB	165	289	.571
1980	Dean Hunger, USU	214	353	.606
1981	Kevin Magee, UCI	280	417	.671
1982	Kevin Magee, UCI	272	424	.642
1983	Chris McNealy, SJSU	217	368	.589
	Bernard Thompson, FSU	214	363	.589
1984	Bob Thornton, UCI	151	236	.640
1985	Kharris Fortson, UCSB	115	174	.661
1986	Scott Fisher, UCSB	145	247	.587
1987	Armon Gilliam, UNLV	359	598	.600
1988	Jarvis Basnight, UNLV	184	284	.648
1989	Johnny Roberson, NMSU	161	281	.573
1990	Larry Johnson, UNLV	304	487	.624
1991	Larry Johnson, UNLV	308	465	.662
1992	Elmore Spencer, UNLV	174	273	.637
1993	Tracey Ware, NMSU	145	232	.625
1994	<b>Mike Atkinson, LBSU</b>	<b>141</b>	<b>203</b>	<b>.695</b>
1995	Joe McNaull, LBSU	156	248	.629
1996	Daniel Watts, NEV	145	221	.656
1997	Faron Hand, NEV	235	407	.577
1998	Michael Olowokandi, PAC	298	484	.616
1999	Charles Gosa, NMSU	199	329	.605
2000	Mate Milisa, LBSU	198	334	.593
2001	Mike Hahn, PAC	121	203	.596
2002	Vili Morton, UCR	116	198	.586
2003	Adam Parada, UCI	133	244	.545
2004	Nate Harris, USU	134	198	.677
2005	Nate Harris, USU	172	264	.652

### 3-PT FIELD GOALS MADE AVERAGE

Year	Player, School	G	3FG	Avg
1987	Scott Brooks, UCI	28	111	4.0
1988	Gerald Paddio, UNLV	34	118	3.5
1989	Reid Newey, USU	28	98	3.5
1990	Anderson Hunt, UNLV	39	99	2.5
1991	Jeff Herdman, UCI	30	112	3.7
1992	Tony Amundsen, PAC	30	93	3.1
1993	Don Leary, CSF	27	89	3.3
1994	<b>Chris Brown, UCI</b>	<b>26</b>	<b>122</b>	<b>4.7</b>
1995	Adam Jacobsen, PAC	27	95	3.5
1996	Adam Jacobsen, PAC	27	80	3.0
1997	Mark Boelter, UOP	30	98	3.3
1998	Denmark Reid, NMSU	30	104	3.5
1999	Clay McKnight, PAC	27	90	3.3
2000	Gordon Scott, UI	28	96	3.4
2001	Watende Favors, CP	28	81	2.9
2002	Mark Hull, UCSB	31	78	2.5
2003	Tony Darden, LBSU	27	79	2.9
2004	Dwayne Williams, UI	30	80	2.7
2005	Ross Schraeder, UCI	29	79	2.7



Utah State's Tony Brown led the Big West in three-point field goal percentage during the 2001-02 season.

# ALL-TIME INDIVIDUAL LEADERS

## All-Time Leaders Year-By-Year Individual

### FREE THROW PERCENTAGE

Year	Player, School	FTM	FTA	Pct
1970	Shawn Johnson, LBSU	64	75	.853
1971	Gary Schneider, SDSU	69	81	.852
1972	Bob Schacter, UCSB	59	71	.830
1973	Wayne Kemp, FSU	70	79	.886
1974	Mike Fink, PAC	27	31	.871
1975	Pat O'Leary, FSU	30	34	.882
1976	Kevin Heenan, CSF	33	38	.868
1977	Mike Dodd, SDSU	26	31	.839
1978	Doug Streeter, FSU	66	78	.846
1979	Steve McGuire, UCI	85	98	.867
1980	Rich McElrath, USU	128	151	.848
1981	Jason Works, UCI	56	63	.889
1982	Steve Howard, PAC	78	95	.821
1983	York Gross, UCSB	140	160	.875
1984	Vince Washington, USU	132	157	.841
1985	Vince Washington, USU	147	170	.856
1986	Scott Brooks, UCI	78	88	.886
1987	Scott Brooks, UCI	142	168	.845
1988	Mike Doktorczyk, UCI	64	72	.889
1989	Mike Doktorczyk, UCI	133	159	.836
1990	Wilbert Hooker, FSU	83	101	.822
1991	Bryon Ruffner, USU	72	86	.837
1992	Jay Goodman, USU	82	92	.891
1993	Jay Goodman, USU	117	137	.854
1994	Jarobi Kemp, USU	81	97	.835
1995	Damian Smith, UNLV	68	81	.840
1996	Raimonds Miglinieks, UCI	91	115	.791
1997	Mike Wozniak, CP	82	94	.872
1998	Mike Wozniak, CP	129	145	.890
1999	Roberto Bergersen, BSU	125	146	.856
2000	<b>Clay McKnight, PAC</b>	<b>74</b>	<b>78</b>	<b>.949</b>
2001	Jerry Green, UCI	196	235	.834
2002	Tony Brown, USU	84	98	.857
2003	Miah Davis, PAC	65	72	.903
2004	David Doubley, PAC	74	82	.902
2005	David Doubley, PAC	94	105	.895

### BLOCKED SHOT AVERAGE

Year	Player, School	G	No	Avg
1986	Armon Gilliam, UNLV	37	40	1.1
1987	Gilbert Pete, USU	31	57	1.8
1988	Gerald Thomas, SJSU	29	62	2.1
	Eric McArthur, UCSB	30	64	2.1
1989	Eric McArthur, UCSB	30	78	2.6
1990	Eric McArthur, UCSB	29	89	3.1
1991	Elmore Spencer, UNLV	31	76	2.5
1992	Elmore Spencer, UNLV	28	70	2.5
1993	Sean Williams, CSF	26	66	2.5
1994	Terrance O'Kelley, LBSU	27	59	2.2
1995	Doug Muse, UCSB	27	55	2.0
1996	Daniel Watts, NEV	29	46	1.6
1997	Marcus Johnson, LBSU	26	34	1.3
1998	Michael Olowokandi, PAC	32	88	2.8
1999	Dimitrios Marmarinos, NEV	25	38	1.5
2000	Adama Ndiaye, UCSB	28	48	1.7
	Shawn Daniels, USU	34	58	1.7
2001	Shawn Daniels, USU	34	59	1.7
2002	<b>Vili Morton, UCR</b>	<b>26</b>	<b>83</b>	<b>3.2</b>
2003	Varnie Dennis, CP	28	58	2.1
2004	Vili Morton, UCR	28	43	1.5
2005	Glenn Turner, UCSB	29	42	1.5

### REBOUND AVERAGE


Year	Player, School	G	No	Avg
1970	Morris Thomas, CSLA	26	356	13.7
1971	George Trapp, LBSU	29	313	10.7
1972	<b>John Gianelli, PAC</b>	<b>26</b>	<b>466</b>	<b>17.9</b>
1973	Jim McCargo, PAC	26	313	12.0
1974	Tommie Lipsey, CSLA	25	259	10.4
1975	Will Connelly, SDSU	27	248	9.2
1976	Will Connelly, SDSU	29	255	8.8
1977	Joel Kramer, SDSU	28	257	9.2
1978	Joel Kramer, SDSU	28	255	9.1
1979	Francois Wise, LBSU	25	258	10.3
1980	Francois Wise, LBSU	34	324	9.5
	Calvin Roberts, CSF	26	247	9.5
1981	Kevin Magee, UCI	27	337	12.5
1982	Kevin Magee, UCI	29	353	12.2
1983	Sidney Green, UNLV	31	368	11.9
1984	Ozell Jones, CSF	29	272	9.4
1985	Tony Neal, CSF	29	326	11.2
1986	Reggie Owens, SJSU	27	234	8.7
1987	Armon Gilliam, UNLV	39	363	9.3
1988	Brian Shaw, UCSB	30	260	8.7
1989	Eric McArthur, UCSB	30	304	10.1
1990	Eric McArthur, UCSB	29	377	13.0
1991	Larry Johnson, UNLV	35	380	10.9
1992	Elmore Spencer, UNLV	28	228	8.1
1993	Eric Morris, NEV	26	248	9.5
1994	Kebu Stewart, UNLV	22	256	11.6
1995	Kebu Stewart, UNLV	21	209	10.0
1996	Warren Rosegreen, UNLV	26	247	9.5
1997	Maurice Spillers, USU	29	242	8.3
1998	Michael Olowokandi, PAC	32	352	11.0
1999	Donnie Johnson, USU	28	231	8.3
2000	Richard Stirgus, NEV	29	252	8.7
2001	Travis Reed, LBSU	31	269	8.7
2002	Vili Morton, UCR	26	241	9.3
2003	Spencer Nelson, USU	33	244	7.4
2004	Pape Sow, CSF	28	272	9.7
2005	Ralph Holmes, CSF	26	228	8.8

### ASSIST AVERAGE

Year	Player, School	G	No	Avg
1972	Ed Ratleff, LBSU	29	189	6.5
1973	Bob Schacter, UCSB	26	137	5.3
1974	Leonard Armato, PAC	26	108	6.8
1975	Leonard Armato, PAC	25	148	5.9
1976	Ray Leary, SDSU	29	163	5.6
1977	Ken Mickey, SJSU	29	203	7.0
1978	Michael Linden, CSF	31	204	6.6
1979	Michael Mendez, SJSU	27	162	6.0
1980	Rich McElrath, USU	27	172	6.4
1981	Michael Mendez, SJSU	30	143	4.8
1982	Leon Wood, CSF	32	237	7.4
1983	<b>Leon Wood, CSF</b>	<b>29</b>	<b>319</b>	<b>11.0</b>
1984	Danny Tarkanian, UNLV	34	296	8.7
1985	Freddie Banks, UNLV	32	186	5.8
1986	Mark Wade, UNLV	38	283	7.4
1987	Mark Wade, UNLV	38	406	10.7
1988	Brian Shaw, UCSB	30	182	6.1
1989	Greg Anthony, UNLV	36	239	6.6
1990	Greg Anthony, UNLV	39	289	7.4
1991	Greg Anthony, UNLV	35	310	8.8
1992	Sam Crawford, NMSU	33	282	8.5
1993	Sam Crawford, NMSU	34	310	9.1
1994	Eathan O'Bryant, NEV	28	227	8.1
1995	Raimonds Miglinieks, UCI	29	245	8.4
1996	Raimonds Miglinieks, UCI	27	230	8.5
1997	Antoine Hubbard, NMSU	25	144	5.8
1998	Robin Kennedy, NEV	28	178	6.4
1999	Calvin Williams, UNT	25	132	5.3
2000	Billy Keys, NMSU	32	150	4.7
2001	Bernard Rock, USU	34	140	4.1
2002	Markus Carr, CSUN	28	148	5.3
2003	Zakee Smith, CSF	28	131	4.7
2004	Mark Brown, USU	29	141	4.9
2005	Aaron Fitzgerald, UCI	29	152	5.2

### STEALS AVERAGE

Year	Player, School	G	No	Avg
1986	Greg Grant, USU	28	66	2.4
1987	Scott Brooks, UCI	28	66	2.4
1988	Morlon Wiley, LBSU	29	74	2.6
1989	Greg Anthony, UNLV	36	85	2.4
1990	Randy Brown, NMSU	31	91	2.9
1991	Randy Brown, NMSU	29	71	2.4
1992	Ray Kelly, UCSB	29	72	2.5
1993	<b>Jay Goodman, USU</b>	<b>27</b>	<b>102</b>	<b>3.8</b>
1994	Eathan O'Bryant, NEV	28	74	2.6
1995	Eathan O'Bryant, NEV	29	64	2.2
1996	Rasul Salahuddin, LBSU	28	101	3.6
1997	Corey Anders, PAC	30	82	2.7
1998	Paul Culbertson, NEV	27	68	2.5
1999	Derrick Allen, UCSB	28	68	2.4
2000	Mark Murphy, CSF	27	62	2.3
2001	Ron Johnson, LBSU	30	69	2.3
2002	Markus Carr, CSUN	28	78	2.8
2003	Jeff Gloger, UCI	29	75	2.6
2004	Ian Boylan, CSUN	30	78	2.6
2005	Ian Boylan, CSUN	31	82	2.7



Cal State Northridge's Markus Carr topped the conference in steals with 2.8 per game in 2001-02.

# ANNUAL STANDINGS

## Annual Standings

1969-70	Big West					Overall				
	W	L	Pct.	PF	PA	W	L	Pct.	PF	PA
\$Long Beach State	10	0	1.000	834	686	23	5	.821	2086	1807
CS Los Angeles	6	4	.600	933	886	18	8	.692	2437	2319
UC Santa Barbara	6	4	.600	857	806	12	14	.462	2204	2134
Fresno State	5	5	.500	837	854	14	12	.538	2280	2246
San Diego State	3	7	.300	776	711	13	13	.500	1901	1892
San Jose State	0	10	.000	764	884	3	21	.125	1820	1986

1970-71	Big West					Overall				
	W	L	Pct.	PF	PA	W	L	Pct.	PF	PA
\$Long Beach State	10	0	1.000	851	657	24	5	.828	2291	1874
UC Santa Barbara	8	2	.800	799	730	20	6	.769	2076	1811
CS Los Angeles	5	5	.500	837	832	15	11	.577	2268	2139
Fresno State	4	6	.400	824	880	15	11	.577	2134	2098
San Diego State	3	7	.300	871	874	12	14	.462	2261	2263
San Jose State	0	10	.000	717	926	2	24	.077	1834	2254

1971-72	Big West					Overall				
	W	L	Pct.	PF	PA	W	L	Pct.	PF	PA
~Long Beach State	10	2	.833	994	852	25	4	.862	2461	2025
Pacific	8	4	.667	985	897	17	9	.654	2204	1912
San Diego State	7	5	.583	922	945	18	10	.643	2282	2195
UC Santa Barbara	5	7	.417	859	862	17	9	.654	1939	1776
CS Los Angeles	5	7	.417	976	1018	14	12	.538	2352	2267
San Jose State	5	7	.417	847	895	11	15	.423	1893	1956
Fresno State	2	10	.167	900	1014	9	17	.346	2085	2190

1972-73	Big West					Overall				
	W	L	Pct.	PF	PA	W	L	Pct.	PF	PA
~Long Beach State	10	2	.833	1075	891	26	3	.897	2613	2082
UC Santa Barbara	8	4	.667	931	909	17	9	.654	2033	1947
San Diego State	7	5	.583	888	935	15	11	.577	1930	1967
Pacific	6	6	.500	904	888	14	12	.538	1949	1911
San Jose State	6	6	.500	858	857	11	14	.440	1812	1897
CS Los Angeles	4	8	.333	1004	1060	11	14	.440	2106	2214
Fresno State	1	11	.083	817	934	10	16	.385	1901	1963

1973-74	Big West					Overall				
	W	L	Pct.	PF	PA	W	L	Pct.	PF	PA
Long Beach State	12	0	1.000	976	721	24	2	.923	2084	1588
+CS Los Angeles	8	4	.667	939	905	17	10	.630	2100	2050
UC Santa Barbara	7	5	.583	884	883	16	10	.615	1986	1932
Fresno State	5	7	.417	778	795	16	9	.640	1754	1657
Pacific	4	8	.333	788	866	14	12	.538	1792	1803
San Diego State	4	8	.333	807	900	7	19	.269	1826	2076
San Jose State	2	10	.167	801	903	11	15	.423	1850	1876

1974-75	Big West					Overall				
	W	L	Pct.	PF	PA	W	L	Pct.	PF	PA
Long Beach State	8	2	.800	772	673	19	7	.731	1957	1801
+San Diego State	6	4	.600	758	735	14	12	.538	1931	1886
Fresno State	5	5	.500	704	718	16	10	.615	1870	1831
San Jose State	4	6	.400	757	758	16	13	.552	2237	2096
Cal State Fullerton	4	6	.400	658	701	13	11	.542	1678	1661
Pacific	3	7	.300	695	759	12	14	.462	1889	1923

1975-76	Big West					Overall				
	W	L	Pct.	PF	PA	W	L	Pct.	PF	PA
Cal State Fullerton	6	4	.600	643	617	15	10	.600	1761	1591
Long Beach State	6	4	.600	633	622	14	12	.538	1721	1742
San Jose State	5	5	.500	711	694	17	10	.630	2046	1971
†San Diego State	5	5	.500	728	707	16	13	.552	2267	2156
Pacific	4	6	.400	627	643	14	14	.500	1853	1893
Fresno State	4	6	.400	709	768	12	14	.462	1903	1946

1976-77	Big West					Overall				
	W	L	Pct.	PF	PA	W	L	Pct.	PF	PA
†Long Beach State	9	3	.750	936	836	21	8	.724	2294	2035
San Diego State	9	3	.750	902	849	13	15	.464	2151	2146
San Jose State	8	4	.667	853	867	17	12	.586	2136	2160
Cal State Fullerton	7	5	.583	866	824	16	10	.604	1907	1734
Pacific	5	7	.417	812	818	11	14	.440	1768	1828
UC Santa Barbara	3	6	.250	850	914	8	18	.308	1895	2001
Fresno State	1	11	.083	752	863	7	20	.259	1895	1982

1977-78	Big West					Overall				
	W	L	Pct.	PF	PA	W	L	Pct.	PF	PA
#Fresno State	11	3	.786	767	686	21	6	.778	1600	1417
San Diego State	11	3	.786	1040	928	19	9	.679	2251	2038
†Cal State Fullerton	9	5	.643	1021	973	23	9	.719	2391	2181
Pacific	9	5	.643	1002	955	17	10	.630	2020	1891
Long Beach State	7	7	.500	1111	1098	16	13	.552	2358	2366
San Jose State	4	10	.286	969	1035	8	19	.296	1917	2096
UC Santa Barbara	3	11	.214	882	998	8	19	.296	1843	2036
UC Irvine	2	12	.143	870	989	8	17	.320	1564	1716

1978-79	Big West					Overall				
	W	L	Pct.	PF	PA	W	L	Pct.	PF	PA
†Pacific	11	3	.786	1027	944	18	12	.600	2164	2086
\$Utah State	9	5	.643	1064	1031	19	11	.633	2342	2264
Fresno State	9	5	.643	849	821	16	12	.571	1650	1632
Cal State Fullerton	7	7	.500	1002	959	16	11	.593	2083	1914
Long Beach State	7	7	.500	1072	1076	16	12	.571	2184	2189
†UC Santa Barbara	6	8	.429	1007	1021	12	15	.444	1945	2005
San Jose State	4	10	.286	1034	1092	7	20	.259	1981	2141
UC Irvine	3	11	.214	823	932	7	19	.269	1550	1703

1979-80	Big West					Overall				
	W	L	Pct.	PF	PA	W	L	Pct.	PF	PA
\$Utah State	11	2	.846	1101	1034	18	9	.667	2329	2202
ΔLong Beach State	11	3	.786	1029	931	22	12	.647	2599	2454
◊Fresno State	8	4	.667	734	705	17	7	.708	1591	1412
†San Jose State	7	6	.538	922	856	17	12	.586	2031	1901
Pacific	7	7	.500	966	956	15	16	.484	2225	2122
†UC Santa Barbara	5	9	.385	935	951	11	16	.407	1759	1867
Cal State Fullerton	4	10	.286	908	964	10	17	.370	1802	1870
UC Irvine	1	13	.071	791	959	7	20	.259	1708	1838

1980-81	Big West					Overall				
	W	L	Pct.	PF	PA	W	L	Pct.	PF	PA
†Fresno State	12	2	.857	896	679	25	4	.862	1915	1470
ΔSan Jose State	10	4	.714	863	806	21	9	.700	1913	1699
UC Irvine	9	5	.643	1084	1052	17	10	.630	2332	2142
Long Beach State	9	5	.643	993	981	15	13	.536	1962	1959
Utah State	5	9	.357	1146	1153	12	16	.429	2275	2242
UC Santa Barbara	5	9	.357	842	967	11	16	.407	1693	1837
Pacific	4	10	.286	1001	1054	14	13	.518	2023	1970
Cal State Fullerton	2	12	.143	777	935	4	23	.148	1700	1909

1981-82	Big West					Overall				
	W	L	Pct.	PF	PA	W	L	Pct.	PF	PA
†Fresno State	13	1	.929	824	660	27	3	.900	1787	1412
ΔUC Irvine	10	4	.714	975	902	23	7	.767	2311	2035
Cal State Fullerton	9	5	.643	865	834	18	14	.562	2044	2033
San Jose State	7	7	.500	766	778	13	13	.500	1494	1459
Long Beach State	7	7	.500	890	899	12	16	.429	1903	1993
UC Santa Barbara	5	9	.357	919	924	10	16	.385	1755	1795
Pacific	3	11	.214	909	1043	7	20	.259	1793	1983
Utah State	2	12	.143	927	1038	4	23	.148	1820	2041

1982-83	Big West					Overall				
	W	L	Pct.	PF	PA	W	L	Pct.	PF	PA
†UNLV	15	1	.937	1265	1127	28	3	.903	2449	2151
ΔCal St. Fullerton	12	4	.750	1226	1080	21	8	.724	2194	1916
\$Utah State	10	6	.625	1246	1209	20	9	.690	2218	2069
ΔFresno State	9	7	.563	1066	940	25	10	.714	2218	1927
UC Irvine	8	8	.500	1275						

# ANNUAL STANDINGS

## Annual Standings

1983-84	Big West					Overall				
	W	L	Pct.	PF	PA	W	L	Pct.	PF	PA
\$UNLV	16	2	.889	1565	1273	29	6	.829	2868	2404
UC Irvine	14	4	.778	1390	1283	19	10	.655	2252	2145
†Fresno State	13	5	.722	1151	981	25	8	.758	2156	1802
ΔUtah State	12	6	.667	1383	1338	19	11	.633	2314	2262
New Mexico State	9	9	.500	1391	1415	13	15	.464	2066	2096
Cal State Fullerton	8	10	.444	1222	1159	17	13	.567	2118	1906
San Jose State	6	12	.333	1080	1166	10	18	.357	1721	1817
Long Beach State	6	12	.333	1186	1334	9	19	.321	1837	2066
UC Santa Barbara	5	13	.278	1154	1272	10	17	.370	1816	1918
Pacific	1	17	.056	1107	1321	3	27	.100	1839	2216

1984-85	W	L	Pct.	PF	PA	W	L	Pct.	PF	PA
†UNLV	17	1	.944	1542	1322	28	4	.875	2626	2321
ΔFresno State	15	3	.833	1124	1000	23	9	.719	1906	1751
Cal State Fullerton	11	7	.611	1307	1255	17	13	.567	2077	2030
Utah State	10	8	.556	1496	1456	17	11	.607	2365	2328
San Jose State	10	8	.556	1273	1217	16	13	.552	2044	1917
UC Irvine	8	10	.444	1391	1415	13	17	.433	2335	2366
UC Santa Barbara	8	10	.444	1241	1253	12	16	.429	1918	1965
Pacific	5	13	.278	1149	1315	9	19	.321	1803	2019
New Mexico State	4	14	.222	1276	1388	7	20	.259	1867	2061
Long Beach State	2	16	.111	1189	1368	4	23	.148	1727	1989

1985-86	W	L	Pct.	PF	PA	W	L	Pct.	PF	PA
†UNLV	16	2	.889	1510	1329	33	5	.868	2987	2591
ΔUC Irvine	12	6	.667	1411	1376	17	13	.567	2384	2359
New Mexico State	10	8	.556	1283	1232	18	12	.600	2079	1946
San Jose State	9	9	.500	1174	1164	16	12	.571	1863	1755
Pacific	9	9	.500	1220	1236	17	14	.548	2095	2085
Cal State Fullerton	8	10	.444	1147	1159	16	16	.500	2234	2143
Fresno State	8	10	.444	1003	1052	15	15	.500	1732	1775
Utah State	8	10	.444	1373	1399	12	16	.429	2151	2262
UC Santa Barbara	7	11	.389	1201	1250	12	15	.444	1929	1974
Long Beach State	3	15	.167	1209	1355	7	22	.241	1918	2142

1986-87	W	L	Pct.	PF	PA	W	L	Pct.	PF	PA
†UNLV	18	0	1.000	1637	1275	37	2	.949	3612	2945
UC Santa Barbara	10	8	.556	1249	1186	16	13	.552	2139	1999
San Jose State	10	8	.556	1245	1191	16	14	.533	2019	1978
ΔCal State Fullerton	9	9	.500	1195	1170	17	13	.567	2101	1952
New Mexico State	9	9	.500	1245	1246	15	15	.500	2070	2051
UC Irvine	9	9	.500	1503	1531	14	14	.500	2426	2455
Utah State	8	10	.444	1450	1556	15	16	.484	2566	2661
Long Beach State	7	11	.389	1267	1352	12	19	.387	2214	2347
Pacific	6	12	.333	1095	1228	10	17	.370	1666	1854
Fresno State	4	14	.222	1017	1104	9	20	.310	1688	1850

1987-88	W	L	Pct.	PF	PA	W	L	Pct.	PF	PA
\$UNLV	15	3	.833	1459	1242	28	6	.824	2867	2319
\$UC Santa Barbara	13	5	.722	1278	1219	22	8	.733	2152	2036
†Utah State	13	5	.722	1510	1384	21	10	.677	2592	2370
ΔLong Beach State	11	7	.611	1422	1373	17	12	.586	2374	2271
UC Irvine	9	9	.500	1415	1464	16	14	.533	2472	2543
New Mexico State	8	10	.444	1185	1160	16	16	.500	2259	2092
San Jose State	8	10	.444	1280	1374	14	15	.483	2091	2126
Cal State Fullerton	7	11	.389	1167	1163	12	17	.414	1961	1897
Fresno State	6	12	.333	1200	1277	9	19	.321	1854	1925
Pacific	0	18	.000	1214	1474	5	24	.172	2123	2434

1988-89	W	L	Pct.	PF	PA	W	L	Pct.	PF	PA
†UNLV	16	2	.889	1586	1319	29	8	.784	3155	2757
ΔNew Mexico State	12	6	.667	1253	1218	21	11	.656	2253	2110
ΔUC Santa Barbara	11	7	.611	1279	1204	21	9	.700	2189	2024
Cal State Fullerton	10	8	.556	1284	1293	16	13	.552	2093	2091
Long Beach State	10	8	.556	1215	1212	13	15	.464	1933	2054
Utah State	10	8	.556	1413	1374	12	16	.429	2169	2159
Fresno State	9	9	.500	1168	1149	15	14	.517	1928	1823
UC Irvine	8	10	.444	1419	1481	12	17	.414	2365	2504
Pacific	3	15	.167	1247	1372	7	21	.250	2051	2182
San Jose State	1	17	.056	1098	1340	5	23	.179	1828	2095

1989-90	Big West					Overall				
	W	L	Pct.	PF	PA	W	L	Pct.	PF	PA
†UNLV	16	2	.889	1654	1345	35	5	.875	3739	3138
\$New Mexico State	16	2	.889	1443	1304	26	5	.839	2495	2241
\$UC Santa Barbara	13	5	.722	1352	1224	21	9	.700	2267	2026
ΔLong Beach State	12	6	.667	1370	1360	23	9	.719	2550	2416
Utah State	8	10	.444	1405	1491	14	16	.483	2278	2353
Pacific	7	11	.389	1204	1282	15	14	.519	1982	2025
Cal State Fullerton	6	12	.333	1329	1381	13	16	.444	2205	2202
San Jose State	5	13	.278	1307	1432	8	20	.296	1929	2114
Fresno State	4	14	.222	1191	1262	10	19	.345	1910	1965
UC Irvine	3	15	.167	1280	1454	5	23	.185	2007	2256

Note: UNLV won the 1990 NCAA championship.

1990-91	W	L	Pct.	PF	PA	W	L	Pct.	PF	PA
†UNLV	18	0	1.000	1862	1329	34	1	.971	3420	2484
\$New Mexico State	15	3	.833	1390	1259	23	6	.793	2349	2017
Pacific	9	9	.500	1322	1329	14	15	.483	2129	2125
UC Santa Barbara	8	10	.444	1294	1294	14	15	.483	2075	2069
Utah State	8	10	.444	1531	1596	11	17	.393	2277	2369
Cal State Fullerton	7	11	.389	1440	1528	14	14	.500	2236	2298
Fresno State	7	11	.389	1503	1596	14	16	.467	2507	2574
Long Beach State	7	11	.389	1363	1441	11	17	.393	2099	2219
UC Irvine	6	12	.278	1451	1590	11	19	.367	2533	2759
San Jose State	5	13	.278	1246	1440	7	20	.259	1838	2147

1991-92	W	L	Pct.	PF	PA	W	L	Pct.	PF	PA
@UNLV	18	0	1.000	1379	1083	26	2	.929	2240	1821
ΔUC Santa Barbara	13	5	.722	1250	1188	20	9	.690	2038	1906
†New Mexico State	12	6	.667	1333	1256	25	8	.758	2573	2354
ΔLong Beach State	11	7	.611	1374	1343	18	12	.600	2262	2206
Utah State	10	8	.556	1374	1352	16	12	.571	2162	2147
Pacific	8	10	.444	1249	1239	14	16	.467	2155	2124
Cal State Fullerton	8	10	.444	1351	1368	12	16	.429	2121	2148
Fresno State	6	12	.333	1258	1329	15	16	.484	2291	2284
UC Irvine	3	15	.167	1215	1373	7	22	.241	1980	2199
San Jose State	1	17	.056	1157	1409	2	24	.077	1648	1993

1992-93	W	L	Pct.	PF	PA	W	L	Pct.	PF	PA
\$New Mexico State	15	3	.833	1378	1283	26	8	.765	2615	2460
ΔUNLV	13	5	.722	1610	1466	21	8	.724	2592	2357
Pacific	12	6	.667	1201	1143	16	11	.593	1811	1719
†Long Beach State	11	7	.611	1399	1310	22	10	.688	2512	2275
ΔUC Santa Barbara	10	8	.556	1271	1221	18	11	.621	1996	1830
Cal State Fullerton	10	8	.556	1251	1243	15	12	.556	1938	1892
Utah State	7	11	.389	1364	1382	10	17	.370	2093	2152
Nevada	4	14	.222	1310	1481	9	17	.346	1969	2105
San Jose State	4	14	.222	1217	1338	7	19	.269	1665	1835
UC Irvine	4	14	.222	1267	1390	6	21	.222	1975	2115

1993-94	W	L	Pct.	PF	PA	W	L	Pct.	PF	PA
†New Mexico State	12	6	.667	1457	1347	23	8	.742	2500	2214
Long Beach State	11	7	.611	1433	1386	17	10	.630	2167	2094

# ANNUAL STANDINGS

## Annual Standings

	Big West					Overall				
	W	L	Pct.	PF	PA	W	L	Pct.	PF	PA
<b>1995-96</b>										
Long Beach State	12	6	.667	1368	1252	17	11	.607	2094	1944
UC Irvine	11	7	.611	1323	1296	15	12	.556	2026	1970
Pacific	11	7	.611	1346	1218	15	12	.556	1965	1833
Utah State	10	8	.556	1255	1228	18	15	.545	2346	2244
Nevada	9	9	.500	1290	1284	16	13	.552	2119	2107
†San Jose State	9	9	.500	1337	1367	13	17	.433	2161	2292
New Mexico State	8	10	.444	1219	1273	11	15	.423	1767	1833
UC Santa Barbara	8	10	.444	1215	1245	11	15	.423	1811	1838
UNLV	7	11	.389	1196	1254	10	16	.385	1743	1791
Cal State Fullerton	5	13	.278	1225	1357	6	20	.231	1742	1996
<b>1996-97 - EAST</b>										
ΔNevada	12	4	.750	1198	1122	21	10	.677	2310	2203
Utah State	12	4	.750	1130	1023	20	9	.690	1998	1781
+New Mexico State	12	4	.750	1248	1088	19	9	.679	2235	2006
Boise State	9	7	.563	1048	982	14	13	.519	1782	1678
Idaho	5	11	.313	933	1057	13	17	.433	1956	2019
North Texas	5	11	.313	1065	1153	10	16	.385	1740	1825
<b>1996-97 - WEST</b>										
†Pacific	12	4	.750	1152	1004	24	6	.800	2186	1800
Long Beach State	9	7	.563	1154	1139	13	14	.481	1957	1967
UC Santa Barbara	7	9	.438	1079	1130	12	15	.444	1864	1935
Cal State Fullerton	6	10	.375	1187	1217	13	14	.481	1968	1985
Cal Poly	6	10	.375	1263	1255	14	16	.467	2444	2324
UC Irvine	1	15	.063	955	1242	1	25	.038	1514	2066
<b>1997-98 EAST</b>										
†Utah State	13	3	.813	1144	1011	25	8	.758	2375	2140
Nevada	11	5	.688	1272	1253	16	12	.571	2156	2119
Boise State	9	7	.563	1115	1088	17	13	.567	2171	2072
Idaho	9	7	.563	1175	1117	15	12	.556	1910	1852
+New Mexico State	8	8	.500	1203	1156	18	12	.600	2250	2069
North Texas	4	12	.250	1271	1405	5	21	.192	1992	2354
<b>1997-98 WEST</b>										
ΔPacific	14	2	.875	1214	986	23	10	.697	2411	2086
Cal Poly	7	9	.438	1336	1419	14	14	.500	2367	2398
Cal State Fullerton	6	10	.375	1166	1195	12	16	.429	2056	2085
UC Irvine	6	10	.375	1047	1121	9	18	.333	1681	1877
Long Beach State	5	11	.313	1033	1122	10	19	.345	1850	2018
UC Santa Barbara	4	12	.250	1110	1213	7	19	.269	1861	1977
<b>1998-99 EAST</b>										
Boise State	12	4	.750	1094	956	21	8	.724	1987	1790
†New Mexico State	12	4	.750	1085	1035	23	10	.697	2273	2147
Idaho	11	5	.688	1202	1097	16	11	.593	1979	1895
Utah State	8	8	.500	1122	1082	15	13	.536	2006	1903
Nevada	4	12	.250	1085	1212	8	18	.308	1775	1959
North Texas	4	12	.250	1234	1311	4	22	.154	1860	2247
<b>1998-99 WEST</b>										
UC Santa Barbara	12	4	.750	1139	1076	15	13	.536	1971	1942
Long Beach State	9	7	.563	1103	1101	13	15	.464	1865	1973
Pacific	9	7	.563	1083	1048	14	13	.519	1850	1762
Cal State Fullerton	7	9	.438	1144	1183	13	14	.481	1891	1998
Cal Poly	6	10	.375	1258	1350	11	16	.407	2293	2298
UC Irvine	2	14	.125	1031	1129	6	20	.231	1692	1821
<b>1999-2000 EAST</b>										
†Utah State	16	0	1.000	1148	957	28	6	.824	2397	2080
ΔNew Mexico State	11	5	.687	1125	1032	22	10	.687	2265	2096
Nevada	6	10	.375	1041	1113	9	20	.310	1873	2023
Idaho	6	10	.375	1090	1141	12	17	.414	2001	2065
Boise State	6	10	.375	1015	1031	12	15	.444	1680	1679
North Texas	5	11	.312	1195	1332	7	20	.259	2040	2389
<b>1999-2000 WEST</b>										
ΔLong Beach State	15	1	.938	1285	1087	24	6	.800	2435	2060
UC Santa Barbara	10	6	.625	1106	1015	14	14	.500	1869	1823
UC Irvine	7	9	.438	1048	1093	14	14	.500	1877	1893
Pacific	6	10	.375	980	999	11	18	.379	1809	1882
Cal Poly	5	11	.312	1229	1296	10	18	.357	2189	2280
Cal State Fullerton	3	13	.188	1106	1272	8	19	.296	1940	2104

	Big West					Overall				
	W	L	Pct.	PF	PA	W	L	Pct.	PF	PA
<b>2000-01</b>										
ΔUC Irvine	15	1	.938	1151	1065	25	5	.833	2108	1928
†Utah State	13	3	.813	1147	926	28	6	.824	2404	1959
Long Beach State	10	6	.625	1215	1164	18	13	.581	2325	2313
UC Santa Barbara	9	7	.563	1131	1157	13	15	.464	1933	1972
Pacific	8	8	.500	1087	1068	18	12	.600	2065	1918
Boise State	8	8	.500	1180	1171	17	14	.548	2237	2230
Cal State Fullerton	3	13	.188	972	1122	5	23	.179	1657	1964
Cal Poly	3	13	.188	1199	1316	9	19	.321	2241	2273
Idaho	3	13	.188	1092	1185	6	21	.222	1720	1992
<b>2001-02</b>										
ΔUtah State	13	5	.722	1152	1021	23	8	.742	2076	1800
ΔUC Irvine	13	5	.722	1254	1130	21	11	.656	2220	2089
†UC Santa Barbara	11	7	.611	1190	1100	20	11	.645	2066	1889
Pacific	11	7	.611	1222	1156	20	10	.667	2102	1948
Cal State Northridge	11	7	.611	1209	1157	12	16	.429	1911	1946
Cal Poly	9	9	.500	1210	1223	15	12	.556	1870	1833
Long Beach State	9	9	.500	1239	1241	13	17	.433	2135	2165
Idaho	6	12	.333	974	1102	9	19	.321	1544	1764
UC Riverside	5	13	.278	1130	1271	8	18	.308	1678	1835
Cal State Fullerton	2	16	.111	1038	1217	5	22	.185	1689	1922
<b>2002-03</b>										
ΔUC Santa Barbara	14	4	.778	1168	1010	18	14	.563	2066	1931
UC Irvine	13	5	.722	1229	1130	20	9	.690	2029	1857
†Utah State	12	6	.667	1192	1078	24	9	.727	2197	1979
Cal Poly	10	8	.556	1247	1227	16	14	.533	2046	2057
Idaho	9	9	.500	1066	1097	13	15	.464	1759	1776
Cal State Fullerton	8	10	.444	1072	1124	10	19	.345	1825	1933
Cal State Northridge	8	10	.444	1198	1224	14	15	.483	2073	2009
Pacific	7	11	.389	1197	1170	12	16	.429	1846	1848
UC Riverside	5	13	.278	1169	1287	6	18	.250	1575	1770
Long Beach State	4	14	.222	1151	1342	5	22	.185	1711	2013
<b>2003-04</b>										
ΔUtah State	17	1	.944	1224	999	25	4	.862	2009	1684
†Pacific	17	1	.944	1273	1085	25	8	.758	2272	2097
UC Santa Barbara	10	8	.556	1212	1131	16	12	.571	1847	1735
Idaho	9	9	.500	1093	1104	14	16	.467	1906	1907
UC Riverside	7	11	.389	1215	1270	11	17	.393	1932	1973
Cal State Northridge	7	11	.389	1185	1248	14	16	.467	2045	2063
Cal State Fullerton	7	11	.389	1229	1291	11	17	.393	1983	2050
Cal Poly	6	12	.333	1256	1339	11	16	.407	1901	1977
UC Irvine	6	12	.333	1127	1180	11	17	.393	1782	1852
Long Beach State	4	14	.222	1141	1308	6	21	.222	1698	1958
<b>2004-05</b>										
§Pacific	18	0	1.000	1329	1113	27	4	.871	2258	2011
†Utah State	13	5	.722	1318	1039	24	8	.750	2315	1848
ΔCal State Fullerton	12	6	.667	1342	1296	21	11	.656	2408	2289
Cal State Northridge	12	6	.667	1216	1132	18	13	.581	2229	2085
UC Irvine	8	10	.444	1164	1214	16	13	.552	1991	1962
Long Beach State	7	11	.389	1068	1179	10	20	.333	1820	1990
UC Santa Barbara	7	11	.389	1052	1106	11	18	.379	1718	1823
Idaho	6	12	.333	1093	1148	8	22	.267	1856	1979
UC Riverside	4	14	.222	1034	1182	9	19	.321	1745	1876
Cal Poly	3	15	.167	1214	1421	5	22	.185	1834	2147

† Won Big West Tournament to receive automatic berth in NCAA Tournament.  
 Δ Received berth in NIT.  
 § Selected as NCAA Tournament at-large entry.  
 ~ Won Big West championship to receive automatic berth in NCAA Tournament.  
 + Due to LBSU's NCAA probationary status, NCAA Tournament automatic berth awarded to second-place team.  
 # Co-championship later revoked by Big West due to FSU's participation in illegal scrimmages.  
 § UCSB forfeited all games in 1978-79 and 1979-80 for use of ineligible players.  
 ! Cal State Fullerton forfeited all wins in 1993-94 and 1994-95 for use of ineligible players.  
 ◇ FSU did not play its final 2 Big West games against SJSU and USU.  
 @ Due to NCAA probationary status, UNLV was ineligible for postseason play.  
 + NMSU forfeited all wins in 1996-97 and 1997-98 for NCAA violations.

# COACHING RECORDS

## BIG WEST Coaching Records

(while a member of the Big West)

### CURRENT MEMBERS

Coach	Tenure	Yrs.	Big West			Overall		
			W	L	Pct.	W	L	Pct.
<b>CAL POLY</b>								
Jeff Schneider	1996-01	4.5	24	42	.364	54	71	.432
Kevin Bromley	2001-05	4.5	31	55	.361	51	76	.402
<b>9-Year Total</b>		<b>9</b>	<b>55</b>	<b>97</b>	<b>.362</b>	<b>105</b>	<b>147</b>	<b>.417</b>

### CAL STATE FULLERTON

Bobby Dye	1975-80	6	37	37	.500	93	68	.575
George McQuarn	1981-88	8	66	68	.492	122	117	.510
John Sneed	1989-92	4	31	41	.431	55	59	.483
Brad Holland	1993-94	2	16	20	.444	23	31	.426
Bob Hawking	1994-00	6	32	68	.320	59	103	.364
Donny Daniels	2000-03	3	13	39	.250	20	64	.238
Bob Burton	2003-05	2	19	17	.528	32	28	.533
<b>31-Year Total</b>		<b>31</b>	<b>214</b>	<b>290</b>	<b>.425</b>	<b>404</b>	<b>470</b>	<b>.462</b>

### CAL STATE NORTHRIDGE

Bobby Braswell	2001-05	4	38	34	.528	58	60	.492
<b>4-Year Total</b>		<b>4</b>	<b>38</b>	<b>34</b>	<b>.528</b>	<b>58</b>	<b>60</b>	<b>.492</b>

### LONG BEACH STATE

Jerry Tarkanian	1970-73	4	40	4	.909	98	17	.852
Lute Olson	1974	1	12	0	1.000	24	2	.923
Dwight Jones	1975-78	4	30	16	.652	70	40	.636
Tex Winter	1979-83	5	40	32	.556	78	69	.531
Dave Buss	1984	1	6	12	.333	9	19	.321
Ron Palmer	1985-87	3	12	42	.222	23	64	.264
Joe Harrington	1988-90	3	33	21	.611	53	36	.596
Seth Greenberg	1991-96	6	65	43	.602	105	70	.600
Wayne Morgan	1996-02	6	57	41	.582	91	84	.520
Larry Reynolds	2002-05	3	15	39	.278	21	63	.250
<b>36-Year Total</b>		<b>36</b>	<b>310</b>	<b>250</b>	<b>.554</b>	<b>572</b>	<b>464</b>	<b>.552</b>

### UC IRVINE

Tim Tift	1978-80	3	6	36	.143	22	56	.282
Bill Mulligan	1981-91	11	96	92	.511	163	157	.529
Rod Baker	1992-97	6	29	77	.274	52	116	.310
Pat Douglass	1997-05	8	70	66	.515	122	107	.533
<b>28-Year Total</b>		<b>28</b>	<b>201</b>	<b>271</b>	<b>.426</b>	<b>359</b>	<b>436</b>	<b>.452</b>

### UC RIVERSIDE

John Masi	2001-05	4	21	51	.292	34	72	.321
<b>4-Year Total</b>		<b>4</b>	<b>21</b>	<b>51</b>	<b>.292</b>	<b>34</b>	<b>72</b>	<b>.321</b>

### UC SANTA BARBARA

Ralph Barkey	1970-74,							
	1976-78	7	40	42	.488	98	85	.536
Ed DeLacy	1978-83	5	22	50	.306	51	83	.381
Jerry Pimm	1983-98	15	134	132	.504	222	202	.524
Bob Williams	1998-05	7	73	47	.608	107	97	.525
<b>34-Year Total</b>		<b>34</b>	<b>269</b>	<b>271</b>	<b>.498</b>	<b>478</b>	<b>467</b>	<b>.506</b>

### PACIFIC

Dick Edwards	1972	1	8	4	.667	17	9	.654
Stan Morrison	1972-79	7	42	42	.500	100	88	.532
Dick Fichtner	1979-82	3	14	28	.333	36	49	.423
Tom O'Neill	1982-87	5.5	25	70	.263	51	109	.319
Denis Willens	1987-88	.5	0	11	.000	0	12	.000
Bob Thomason	1988-05	17	171	125	.578	286	213	.573
<b>34-Year Total</b>		<b>34</b>	<b>260</b>	<b>280</b>	<b>.482</b>	<b>490</b>	<b>480</b>	<b>.505</b>

### FORMER MEMBERS

Coach	Tenure	Yrs.	Big West			Overall		
			W	L	Pct.	W	L	Pct.
<b>BOISE STATE</b>								
Rod Jensen	1996-01	5	44	36	.550	81	63	.563
<b>5-Year Total</b>		<b>5</b>	<b>44</b>	<b>36</b>	<b>.550</b>	<b>81</b>	<b>63</b>	<b>.563</b>

### CAL STATE LOS ANGELES

Bob Miller	1970-74	5	28	28	.500	75	55	.577
------------	---------	---	----	----	------	----	----	------

### FRESNO STATE

Ed Gregory	1970-77	8	27	61	.307	99	109	.476
Boyd Grant	1978-86	9	93	40	.699	194	74	.724
Ron Adams	1987-90	4	23	49	.319	43	72	.374
Gary Colson	1991-92	2	13	23	.361	29	32	.475
<b>Totals</b>		<b>23</b>	<b>156</b>	<b>173</b>	<b>.474</b>	<b>365</b>	<b>286</b>	<b>.561</b>

### NEW MEXICO STATE

Weldon Drew	1984-85	2	13	23	.361	20	35	.364
Neil McCarthy	1986-97	12	142	72	.664	248	123	.668
Lou Henson	1997-00	3	31	17	.646	63	32	.663
<b>Totals</b>		<b>17</b>	<b>186</b>	<b>112</b>	<b>.624</b>	<b>331</b>	<b>190</b>	<b>.635</b>

### SAN DIEGO STATE

Dick Davis	1970-74	5	24	32	.428	65	67	.492
Tim Vezie	1975-78	4	31	15	.674	62	49	.559
<b>Totals</b>		<b>9</b>	<b>55</b>	<b>47</b>	<b>.539</b>	<b>127</b>	<b>116</b>	<b>.523</b>

### SAN JOSE STATE

Dan Glines	1970-71	2	0	20	.000	5	45	.100
Ivan Guevara	1972-79	8	38	58	.396	98	118	.454
Bill Berry	1980-89	10	75	90	.454	142	144	.496
Stan Morrison	1990-96	7	38	88	.302	56	135	.293
<b>Totals</b>		<b>27</b>	<b>151</b>	<b>256</b>	<b>.371</b>	<b>301</b>	<b>442</b>	<b>.405</b>

### IDAHO

Kermit Davis	1996-97	1	5	11	.313	13	17	.433
David Farrar	1997-01	4	29	35	.453	49	61	.445
Leonard Perry	2001-05	4	30	42	.417	44	72	.379
<b>9-Year Total</b>		<b>9</b>	<b>64</b>	<b>88</b>	<b>.421</b>	<b>106</b>	<b>150</b>	<b>.414</b>

### UNLV

Jerry Tarkanian	1983-92	10	165	13	.927	307	41	.882
Rollie Massimino	1993-94	2	23	13	.639	36	21	.632
Tim Grgurich	1994-95	1	7	11	.389	12	16	.429
Bill Bayno	1995-96	1	7	11	.389	10	16	.385
<b>Totals</b>		<b>15</b>	<b>202</b>	<b>48</b>	<b>.808</b>	<b>365</b>	<b>94</b>	<b>.795</b>

### NEVADA

Len Stevens	1993	1	4	14	.222	9	17	.346
Pat Foster	1993-99	6	54	48	.529	90	81	.526
Trent Johnson	1999-00	1	6	10	.375	9	20	.310
<b>Totals</b>		<b>8</b>	<b>64</b>	<b>72</b>	<b>.471</b>	<b>108</b>	<b>118</b>	<b>.478</b>

### NORTH TEXAS

Tim Jankovich	1996-97	1	5	11	.313	10	16	.385
Vic Trilli	1997-00	3	13	35	.271	16	63	.202
<b>Totals</b>		<b>4</b>	<b>18</b>	<b>46</b>	<b>.281</b>	<b>26</b>	<b>79</b>	<b>.247</b>

### UTAH STATE

Coach	Tenure	Yrs.	W	L	Pct.	W	L	Pct.
Rod Tueller	1978-88	10	88	73	.546	158	131	.547
Kohn Smith	1988-93	5	43	47	.478	63	78	.447
Larry Eustachy	1993-98	5	60	26	.698	98	53	.649
Stew Morrill	1998-05	7	92	28	.767	167	54	.756
<b>27-Year Total</b>		<b>27</b>	<b>283</b>	<b>174</b>	<b>.619</b>	<b>486</b>	<b>316</b>	<b>.606</b>

### ANNUAL REGULAR SEASON TEAM CHAMPIONS

Year	Team	BWC	Overall	Year	Team	BWC	Overall	Year	Team	BWC	Overall
1970	LBSU	10-0	23-5	1985	UNLV	17-1	28-4	1998	\$USU	13-3	25-8
1971	LBSU	10-0	24-5	1986	UNLV	16-2	33-5		%PAC	14-2	23-10
1972	LBSU	10-2	25-4	1987	UNLV	18-0	37-2	1999	\$BSU	12-4	21-8
1973	LBSU	10-2	26-3	1988	UNLV	15-3	28-6		\$NMSU	12-4	23-10
1974	LBSU	12-0	24-2	1989	UNLV	16-2	29-8		%UCSB	12-4	15-13
1975	LBSU	8-2	19-7	1990	NMSU	16-2	26-5	2000	\$USU	16-0	28-6
1976	CSF	6-4	15-10		UNLV	16-2	35-5		%LBSU	15-1	24-6
	LBSU	6-4	14-12	1991	UNLV	18-0	34-1	2001	UCI	15-1	25-5
1977	LBSU	9-3	21-8	1992	UNLV	18-0	26-2	2002	USU	13-5	23-8
	SDSU	9-3	13-15	1993	NMSU	15-3	26-8		UCI	13-5	21-11
1978	SDSU	11-3	19-9	1994	NMSU	12-6	23-8	2003	UCSB	14-4	18-14
1979	PAC	11-3	18-12	1995	USU	14-4	21-8	2004	USU	17-1	25-4
1980	USU	11-2	18-9	1996	LBSU	12-6	17-11		PAC	17-1	25-8
1981	FSU	12-2	25-4	1997	\$NEV	12-4	21-10	2005	PAC	18-0	27-4
1982	FSU	13-1	27-3		\$USU	12-4	20-9				
1983	UNLV	15-1	28-3		\$NMSU	12-4	19-9				
1984	UNLV	16-2	29-6		%PAC	12-4	24-6				

\$ East Division  
% West Division

# COACHING RECORDS

## Victory Leaders (as member of the Big West)

### ALL GAMES

405 - Jerry Tarkanian, Long Beach State & UNLV  
**286 - Bob Thomason, Pacific**  
 248 - Neil McCarthy, New Mexico State  
 222 - Jerry Pimm, UC Santa Barbara  
 194 - Boyd Grant, Fresno State  
 167 - Stew Morrill, Utah State  
 163 - Bill Mulligan, UC Irvine  
 158 - Rod Tueller, Utah State  
 156 - Stan Morrison, Pacific & San Jose State  
 142 - Bill Berry, San Jose State  
**122 - Pat Douglass, UC Irvine**  
 122 - George McQuarn, Cal State Fullerton

### CONFERENCE GAMES

205 - Jerry Tarkanian, Long Beach State & UNLV  
**171 - Bob Thomason, Pacific**  
 142 - Neil McCarthy, New Mexico State  
 134 - Jerry Pimm, UC Santa Barbara  
 96 - Bill Mulligan, UC Irvine  
 93 - Boyd Grant, Fresno State  
 92 - Stew Morrill, Utah State  
 88 - Rod Tueller, Utah State  
 80 - Stan Morrison, Pacific & San Jose State  
 75 - Bill Berry, San Jose State  
**73 - Bob Williams, UC Santa Barbara**  
**70 - Pat Douglass, UC Irvine**

### BIG WEST TOURNAMENT GAMES

24 - Jerry Tarkanian, UNLV  
**17 - Bob Thomason, Pacific**  
 15 - Neil McCarthy, New Mexico State  
 14 - Stew Morrill, Utah State  
 11 - Bill Berry, San Jose State  
**11 - Bob Williams, UC Santa Barbara**  
 10 - Boyd Grant, Fresno State  
**9 - Pat Douglass, UC Irvine**  
 7 - Stan Morrison, Pacific  
 7 - Seth Greenberg, Long Beach State  
 7 - George McQuarn, Cal State Fullerton

## All-Time Career Wins (current Big West coaches)

Rk.	Coach, School	Yrs.	W	L	Pct.
1.	Pat Douglass, UCI	24	498	225	.689
2.	Bob Thomason, PAC	20	338	240	.585
3.	Bob Williams, UCSB	17	296	197	.639
4.	Bobby Braswell, CSUN	9	143	123	.538
5.	Larry Reynolds, LBSU	8	131	98	.572
6.	Kevin Bromley, CP	5	51	76	.402
7.	Bob Burton, CSF	2	32	28	.533
8.	David Spencer, UCR	0	0	0	.000

## All-Time Coaching Records (during conference membership)

Coach, Team	Conference				All Games		
	Yrs.	W	L	Pct.	W	L	Pct.
Lute Olson, Long Beach State (1974)	1	12	0	1.000	24	2	.923
Jerry Tarkanian, LBSU (1970-73) UNLV (1983-92)	14	205	17	.923	405	58	.875
Stew Morrill, Utah State (1998-05)	7	92	28	.767	167	54	.756
Boyd Grant, Fresno State (1978-86)	9	93	40	.699	194	74	.724
Neil McCarthy, New Mexico State (1986-97)	12	142	72	.664	248	123	.668
Lou Henson, New Mexico State (1997-00)	3	31	17	.646	63	32	.663
Dick Edwards, Pacific (1972)	1	8	4	.667	17	9	.654
Larry Eustachy, Utah State (1993-98)	5	60	26	.698	98	53	.649
Dwight Jones, Long Beach State (1975-78)	4	30	16	.652	70	40	.636
Dutch Belnap, Utah State (1979)	1	9	5	.643	19	11	.633
Rollie Massimino, UNLV (1993-94)	2	23	13	.639	36	21	.632
Seth Greenberg, Long Beach State (1991-96)	6	65	43	.602	105	70	.600
Joe Harrington, Long Beach State (1988-90)	3	33	21	.611	53	36	.596
Bob Miller, Cal State Los Angeles (1970-74)	5	28	28	.500	75	55	.577
Bobby Dye, Cal State Fullerton (1975-80)	6	37	37	.500	93	68	.575
<b>Bob Thomason, Pacific (1988-05)</b>	<b>17</b>	<b>171</b>	<b>125</b>	<b>.578</b>	<b>286</b>	<b>213</b>	<b>.573</b>
Rod Jensen, Boise State (1996-01)	5	44	36	.550	81	63	.563
Tim Vezie, San Diego State (1975-78)	4	31	15	.674	62	49	.559
Ralph Barkey, UC Santa Barbara (1970-74/77-78)	7	40	42	.488	98	85	.536
<b>Bob Burton, Cal State Fullerton (2003-05)</b>	<b>2</b>	<b>19</b>	<b>17</b>	<b>.528</b>	<b>32</b>	<b>28</b>	<b>.533</b>
Rod Tueller, Utah State (1980-88)	9	79	68	.537	138	121	.533
<b>Pat Douglass, UC Irvine (1997-05)</b>	<b>8</b>	<b>70</b>	<b>66</b>	<b>.515</b>	<b>122</b>	<b>107</b>	<b>.533</b>
Tex Winter, Long Beach State (1979-83)	5	40	32	.556	78	69	.531
Pat Foster, Nevada (1993-99)	6	54	48	.529	90	81	.526
<b>Bob Williams, UC Santa Barbara (1998-05)</b>	<b>7</b>	<b>73</b>	<b>47</b>	<b>.608</b>	<b>107</b>	<b>97</b>	<b>.525</b>
Jerry Pimm, UC Santa Barbara (1983-98)	15	134	132	.504	222	202	.524
Wayne Morgan, Long Beach State (1996-02)	6	57	41	.582	91	84	.520
Bill Mulligan, UC Irvine (1981-91)	11	96	92	.511	163	156	.511
George McQuarn, Cal State Fullerton (1981-88)	8	66	68	.492	122	117	.510
Bill Berry, San Jose State (1980-89)	10	75	90	.454	142	144	.496
Dick Davis, San Diego State (1970-74)	5	24	32	.428	65	67	.492
<b>Bobby Braswell, Cal State Northridge (2001-05)</b>	<b>4</b>	<b>38</b>	<b>34</b>	<b>.528</b>	<b>58</b>	<b>60</b>	<b>.492</b>
John Sneed, Cal State Fullerton (1989-92)	4	31	41	.431	55	59	.483
Ed Gregory, Fresno State (1970-77)	8	27	61	.307	99	109	.476
Gary Colson, Fresno State (1991-92)	2	13	23	.361	29	32	.475
Ivan Guevara, San Jose State (1972-79)	8	38	58	.396	98	118	.454
Kohn Smith, Utah State (1989-93)	5	43	47	.478	63	78	.447
David Farrar, Idaho (1997-01)	4	29	35	.453	49	61	.445
Kermit Davis, Idaho (1997)	1	5	11	.313	13	17	.433
Jeff Schneider, Cal Poly (1996-01)	5	24	42	.364	54	71	.432
Tim Grgurich, UNLV (1995)	1	7	11	.389	12	16	.429
Brad Holland, Cal State Fullerton (1993-94)	2	16	20	.444	23	31	.426
Dick Fichtner, Pacific (1980-82)	3	14	28	.333	36	49	.423
Stan Morrison, PAC (1973-79), SJSU (1990-96)	14	80	130	.381	156	223	.412
<b>Kevin Bromley, Cal Poly (2000-05)</b>	<b>5</b>	<b>31</b>	<b>55</b>	<b>.361</b>	<b>51</b>	<b>76</b>	<b>.402</b>
Tim Jankovich, North Texas (1997)	1	5	11	.313	10	16	.385
Bill Bayno, UNLV (1996)	1	7	11	.389	10	16	.385
Ed DeLacy, UC Santa Barbara (1979-83)	5	22	50	.306	51	83	.381
Leonard Perry, Idaho (2001-05)	4	30	42	.417	44	72	.379
Ron Adams, Fresno State (1987-90)	4	23	49	.319	43	72	.374
Weldon Drew, New Mexico State (1984-85)	2	13	23	.361	20	35	.364
Bob Hawking, Cal State Fullerton (1994-00)	6	32	68	.320	59	103	.364
Len Stevens, Nevada (1993)	1	4	14	.222	9	17	.346
Dave Buss, Long Beach State (1984)	1	6	12	.333	9	19	.321
John Masi, UC Riverside (2001-05)	4	21	51	.292	34	72	.321
Tom O'Neill, Pacific (1983-88)	6	25	70	.263	51	109	.319
Trent Johnson, Nevada (1999-00)	1	6	10	.375	9	20	.310
Rod Baker, UC Irvine (1992-97)	6	29	77	.275	52	116	.310
Tim Tift, UC Irvine (1978-80)	3	6	36	.143	22	56	.282
Ron Palmer, Long Beach State (1985-87)	3	12	42	.222	23	64	.264
<b>Larry Reynolds, Long Beach State (2002-05)</b>	<b>3</b>	<b>15</b>	<b>39</b>	<b>.278</b>	<b>21</b>	<b>63</b>	<b>.250</b>
Donny Daniels, Cal State Fullerton (2000-03)	3	13	39	.250	20	64	.238
Vic Trilli, North Texas (1997-00)	3	13	35	.271	16	63	.202
Dan Glines, San Jose State (1970-71)	2	0	20	.000	5	45	.100
Denis Willens, Pacific (1988)	1	0	11	.000	0	12	.000

# ALL-BIG WEST TEAMS

## All-Big West First & Second Team Selections

**1970**

**FIRST TEAM**

George Trapp, Long Beach State  
Billy Jankans, Long Beach State  
Doug Rex, UC Santa Barbara  
John Tschogl, UC Santa Barbara  
Mose Adolph, Cal State Los Angeles  
Lucius Davis, Fresno State

**SECOND TEAM**

Shawn Johnson, Long Beach State  
Morris Thomas, Cal State Los Angeles  
Coby Dietrick, San Jose State  
Ron Knight, Cal State Los Angeles  
Rob Stephens, Fresno State  
Bob Vasilovich, Fresno State

**1971**

**FIRST TEAM**

George Trapp, Long Beach State  
Doug Rex, UC Santa Barbara  
John Tschogl, UC Santa Barbara  
Jerry Pender, Fresno State  
Ed Ratleff, Long Beach State  
Chuck Terry, Long Beach State

**SECOND TEAM**

Mose Adolph, Cal State Los Angeles  
Rodney Murray, Cal State Los Angeles  
Ron Allen, UC Santa Barbara  
Gary Schneider, San Diego State  
Jimmy Harris, San Diego State

**1972**

**FIRST TEAM**

Ed Ratleff, Long Beach State  
John Gianelli, Pacific  
John Tschogl, UC Santa Barbara  
Chuck Terry, Long Beach State  
Chris McMurray, San Diego State  
Jerry Pender, Fresno State

**SECOND TEAM**

Michael Jackson, Cal State Los Angeles  
Eric McWilliams, Long Beach State  
Mose Adolph, Cal State Los Angeles  
Jim McCargo, Pacific  
John Errecart, Pacific

**1973**

**FIRST TEAM**

Ed Ratleff, Long Beach State  
Clarence Allen, UC Santa Barbara  
Raymond Lewis, Cal State Los Angeles  
Jim McCargo, Pacific  
Roscoe Pondexter, Long Beach State  
Johnnie Skinner, San Jose State

**SECOND TEAM**

Rick Aberegg, Long Beach State  
Steve Copp, San Diego State  
John Errecart, Pacific  
Billy Mallory, Cal State Los Angeles  
Bob Schachter, UC Santa Barbara

**1974**

**FIRST TEAM**

Leonard Gray, Long Beach State  
Charles Bailey, Fresno State  
Tommie Lipsey, Cal State Los Angeles  
Billy Mallory, Cal State Los Angeles  
Clifton Pondexter, Long Beach State  
Roscoe Pondexter, Long Beach State

**SECOND TEAM**

Clarence Allen, UC Santa Barbara  
John Anderson, San Diego State  
Pat Boyer, UC Santa Barbara  
John Errecart, Pacific  
Glenn McDonald, Long Beach State

**1975**

**FIRST TEAM**

Bob Gross, Long Beach State  
Leonard Armato, Pacific  
Steve Copp, San Diego State  
Richard Johnson, Long Beach State  
Roy Jones, Fresno State  
Carlos Mina, Long Beach State

**SECOND TEAM**

Will Connelly, San Diego State  
Earl Hogue, San Jose State  
Kyle Jackson, Long Beach State  
Bob Kovach, San Diego State  
Don Orndorff, San Jose State

**1976**

**FIRST TEAM**

Greg Bunch, Cal State Fullerton  
Steve Copp, San Diego State  
Will Connelly, San Diego State  
Roy Jones, Fresno State  
Myron Jordan, Pacific  
Ken Mickey, San Jose State  
Clarence Ruffen, Long Beach State

**SECOND TEAM**

Vic Baker, Pacific  
Ron Fair, San Jose State  
Earl Hogue, San Jose State  
Larry Hudson, Long Beach State  
Bob Kovach, San Diego State

**1977**

**FIRST TEAM**

Lloyd McMillian, Long Beach State  
Greg Bunch, Cal State Fullerton  
Dave Brown, UC Santa Barbara  
Myron Jordan, Pacific  
Joel Kramer, San Diego State  
Ken Mickey, San Jose State

**SECOND TEAM**

Kerry Davis, Cal State Fullerton  
Presnell Gilbert, San Diego State  
Richard Johnson, Long Beach State  
Rick Quinn, San Jose State  
Michael Wiley, Long Beach State

**1978**

**FIRST TEAM**

Joel Kramer, San Diego State  
Greg Bunch, Cal State Fullerton  
Russ Coleman, Pacific  
Steve Malovic, San Diego State  
Art Williams, Fresno State  
Francois Wise, Long Beach State

**SECOND TEAM**

Keith Anderson, Cal State Fullerton  
Wally Rank, San Jose State  
Wayne Smith, UC Irvine  
Doug Streeter, Fresno State  
Michael Wiley, Long Beach State

**1979**

**FIRST TEAM**

Ron Cornelius, Pacific  
Terrence Carney, Pacific  
Dean Hunger, Utah State  
Calvin Roberts, Cal State Fullerton  
Art Williams, Fresno State  
Rickey Williams, Long Beach State

**SECOND TEAM**

Brian Jackson, Utah State  
Keith McDonald, Utah State  
Wally Rank, San Jose State  
Michael Wiley, Long Beach State  
Francois Wise, Long Beach State

**1980**

**FIRST TEAM**

Dean Hunger, Utah State  
Ron Cornelius, Pacific  
Francois Wise, Long Beach State  
Calvin Roberts, Cal State Fullerton  
Michael Wiley, Long Beach State  
Wally Rank, San Jose State

**SECOND TEAM**

Rod Higgins, Fresno State  
Brian Jackson, Utah State  
Rich McElrath, Utah State  
Victor Conyers, UC Irvine  
Michael Mendez, San Jose State

**1981**

**FIRST TEAM**

Kevin Magee, UC Irvine  
Brian Jackson, Utah State  
Rod Higgins, Fresno State  
Ron Cornelius, Pacific  
Sid Williams, San Jose State  
Donald Mason, Fresno State

**SECOND TEAM**

Mike Mendez, San Jose State  
Doug Murrey, San Jose State  
Craig Dykema, Long Beach State  
Bobby Anderson, Fresno State  
Walt Evans, UC Santa Barbara

# ALL-BIG WEST TEAMS

## All-Big West First & Second Team Selections

**1982**

**FIRST TEAM**

Kevin Magee, UC Irvine  
Leon Wood, Cal State Fullerton  
Craig Hodges, Long Beach State  
Donald Mason, Fresno State  
Rod Higgins, Fresno State  
Chris McNealy, San Jose State

**SECOND TEAM**

Ricky Mixon, Cal State Fullerton  
Richard Anderson, UC Santa Barbara  
Matt Waldron, Pacific  
Ben McDonald, UC Irvine  
Bernard Thompson, Fresno State

**1983**

**FIRST TEAM**

Sidney Green, UNLV  
Leon Wood, Cal State Fullerton  
Chris McNealy, San Jose State  
Ben McDonald, UC Irvine  
Bernard Thompson, Fresno State  
York Gross, UC Santa Barbara

**SECOND TEAM**

Ron Anderson, Fresno State  
Greg Grant, Utah State  
Larry Anderson, UNLV  
Ricky Mixon, Cal State Fullerton  
Laurence Held, Pacific

**1984**

**FIRST TEAM**

Richie Adams, UNLV  
Leon Wood, Cal State Fullerton  
Ron Anderson, Fresno State  
Bernard Thompson, Fresno State  
Steve Colter, New Mexico State  
Ben McDonald, UC Irvine

**SECOND TEAM**

Greg Grant, Utah State  
Frank James, UNLV  
George Turner, UC Irvine  
Danny Tarkanian, UNLV  
Mitch Arnold, Fresno State

**1985**

**FIRST TEAM**

Richie Adams, UNLV  
Tony Neal, Cal State Fullerton  
Kevin Henderson, Cal State Fullerton  
Tod Murphy, UC Irvine  
Greg Grant, Utah State  
Mitch Arnold, Fresno State

**SECOND TEAM**

Scott Fisher, UC Santa Barbara  
Johnny Rogers, UC Irvine  
Scott Barnes, Fresno State  
Reggie Owens, San Jose State  
Vince Washington, Utah State

**1986**

**FIRST TEAM**

Greg Grant, Utah State  
Anthony Jones, UNLV  
Freddie Banks, UNLV  
Tod Murphy, UC Irvine  
Gilbert Wilburn, New Mexico State  
Ricky Berry, San Jose State

**SECOND TEAM**

Brian Salone, Fresno State  
Conner Henry, UC Santa Barbara  
Armon Gilliam, UNLV  
Rich Anema, Pacific  
Johnny Rogers, UC Irvine

**1987**

**FIRST TEAM**

Armon Gilliam, UNLV  
Freddie Banks, UNLV  
Ricky Berry, San Jose State  
Scott Brooks, UC Irvine  
Kenny Travis, New Mexico State  
Mark Wade, UNLV

**SECOND TEAM**

Brent Counts, Pacific  
Richard Morton, Cal State Fullerton  
Kevin Nixon, Utah State  
Brian Shaw, UC Santa Barbara  
Brian Vaughns, UC Santa Barbara

**1988**

**FIRST TEAM**

Brian Shaw, UC Santa Barbara  
Jarvis Basnight, UNLV  
Ricky Berry, San Jose State  
Wayne Engelstad, UC Irvine  
Kevin Nixon, Utah State  
Morlon Wiley, Long Beach State

**SECOND TEAM**

Jervis Cole, Fresno State  
Dan Conway, Utah State  
Richard Morton, Cal State Fullerton  
Gerald Paddio, UNLV  
Andre Purry, Long Beach State

**1989**

**FIRST TEAM**

Stacey Augmon, UNLV  
David Butler, UNLV  
Cedric Ceballos, Cal State Fullerton  
Jervis Cole, Fresno State  
Reid Newey, Utah State  
Johnny Roberson, New Mexico State

**SECOND TEAM**

Greg Anthony, UNLV  
Carrick DeHart, UC Santa Barbara  
Mike Doktorczyk, UC Irvine  
John Hatten, Long Beach State  
Eric McArthur, UC Santa Barbara

**1990**

**FIRST TEAM**

Larry Johnson, UNLV  
Eric McArthur, UC Santa Barbara  
Cedric Ceballos, Cal State Fullerton  
Keith Hill, New Mexico State  
Randy Brown, New Mexico State  
David Butler, UNLV

**SECOND TEAM**

Carrick DeHart, UC Santa Barbara  
Greg Anthony, UNLV  
Kendall Youngblood, Utah State  
Dell Demps, Pacific  
Don Lyttle, Pacific  
Lucious Harris, Long Beach State

**1991**

**FIRST TEAM**

Larry Johnson, UNLV  
Greg Anthony, UNLV  
Stacey Augmon, UNLV  
Anderson Hunt, UNLV  
Randy Brown, New Mexico State  
Reggie Jordan, New Mexico State

**SECOND TEAM**

George Ackles, UNLV  
Kendall Youngblood, Utah State  
Don Lyttle, Pacific  
Joe Small, Cal State Fullerton  
Gary Gray, UC Santa Barbara

**1992**

**FIRST TEAM**

Lucious Harris, Long Beach State  
Lucius Davis, UC Santa Barbara  
J.R. Rider, UNLV  
Elmore Spencer, UNLV  
Dell Demps, Pacific  
Kendall Youngblood, Utah State

**SECOND TEAM**

Agee Ward, Cal State Fullerton  
Bruce Bowen, Cal State Fullerton  
Wil Hooker, Fresno State  
Bryon Russell, Long Beach State  
Sam Crawford, New Mexico State

**1993**

**FIRST TEAM**

J.R. Rider, UNLV  
Lucious Harris, Long Beach State  
Sam Crawford, New Mexico State  
Evrice Gray, UNLV  
Dexter Boney, Pacific  
Bruce Bowen, Cal State Fullerton

**SECOND TEAM**

Tracey Ware, New Mexico State  
Tony Amundsen, Pacific  
Jay Goodman, Utah State  
Ray Kelly, UC Santa Barbara  
Eric Morris, Nevada

# ALL-BIG WEST TEAMS

## All-Big West First & Second Team Selections

**1994**

**FIRST TEAM**

Kebu Stewart, UNLV  
Rod Hannibal, Long Beach State  
James Dockery, New Mexico State  
Reggie Manuel, UNLV  
Michael Jackson, Pacific  
Charles Terrell, Pacific

**SECOND TEAM**

Mike Atkinson, Long Beach State  
Terry Cannon, San Jose State  
Jimmy Moore, Nevada  
Eathan O'Bryant, Nevada  
Eric Franson, Utah State

**1995**

**FIRST TEAM**

Eric Franson, Utah State  
Joe McNaull, Long Beach State  
Rodney Walker, New Mexico State  
Raimonds Miglinieks, UC Irvine  
Eathan O'Bryant, Nevada  
Charles Jones, Pacific

**SECOND TEAM**

Winston Peterson, Cal State Fullerton  
Terrance O'Kelley, Long Beach State  
Patrick Savoy, UNLV  
Adam Jacobsen, Pacific  
Corwin Woodard, Utah State  
Roddie Anderson, Utah State

**1996**

**FIRST TEAM**

Raimonds Miglinieks, UC Irvine  
James Cotton, Long Beach State  
Rasul Salahuddin, Long Beach State  
Olivier Saint-Jean, San Jose State  
Daniel Watts, Nevada  
Eric Franson, Utah State

**SECOND TEAM**

Kevin Simmons, UC Irvine  
Brian Keefe, UC Irvine  
Lelan McDougal, UC Santa Barbara  
Adam Jacobsen, Pacific  
Silas Mills, Utah State

**1997**

**FIRST TEAM**

Faron Hand, Nevada  
Joe Wyatt, Boise State  
James Cotton, Long Beach State  
Louis Richardson, New Mexico State  
Raymond Tutt, UC Santa Barbara  
Marcus Saxon, Utah State

**1997**

**SECOND TEAM**

Jason Jackman, Idaho  
Jimmy Carroll, Nevada  
Corey Anders, Pacific  
Mark Boelter, Pacific  
Maurice Spillers, Utah State

**1998**

**FIRST TEAM**

Michael Olowokandi, Pacific  
Roberto Bergersen, Boise State  
Andrew Betts, Long Beach State  
Avery Curry, Idaho  
Louis Richardson, New Mexico State  
Marcus Saxon, Utah State

**SECOND TEAM**

Paul Culbertson, Nevada  
Adam Jacobsen, Pacific  
Kevin Rice, Utah State  
Raymond Tutt, UC Santa Barbara  
Mike Wozniak, Cal Poly

**1999**

**FIRST TEAM**

Roberto Bergersen, Boise State  
Ike Harmon, Cal State Fullerton  
Charles Gosa, New Mexico State  
B.J. Bunton, UC Santa Barbara  
Avery Curry, Idaho  
Jason Williams, Pacific

**SECOND TEAM**

Gerry Washington, Boise State  
Ramel Lloyd, Long Beach State  
Mate Milisa, Long Beach State  
Josh Merrill, UC Santa Barbara  
Donnie Johnson, Utah State

**2000**

**FIRST TEAM**

Mate Milisa, Long Beach State  
Billy Keys, New Mexico State  
Shawn Daniels, Utah State  
Chris Bjorklund, Cal Poly  
Troy Rolle, Utah State  
Gordon Scott, Idaho

**SECOND TEAM**

Ike Harmon, Cal State Fullerton  
James Williams, Long Beach State  
Ramel Lloyd, Long Beach State  
Jerry Green, UC Irvine  
Deginald Erskin, North Texas  
Abe Jackson, Boise State

**2001**

**FIRST TEAM**

Jerry Green, UC Irvine  
Shawn Daniels, Utah State  
Travis Reed, Long Beach State  
Ramel Lloyd, Long Beach State  
Abe Jackson, Boise State  
Bernard Rock, Utah State

**SECOND TEAM**

Chris Bjorklund, Cal Poly  
Mark Hull, UC Santa Barbara  
Mike Vukovich, UC Santa Barbara  
Ben Jones, UC Irvine  
Tony Brown, Utah State

**2002**

**FIRST TEAM**

Jerry Green, UC Irvine  
Markus Carr, Cal State Northridge  
Travis Reed, Long Beach State  
Mark Hull, UC Santa Barbara  
Tony Brown, Utah State  
Desmond Penigar, Utah State

**SECOND TEAM**

Varnie Dennis, Cal Poly  
Pape Sow, Cal State Fullerton  
Adam Parada, UC Irvine  
Vili Morton, UC Riverside  
Branduinn Fullove, UC Santa Barbara  
Maurice McLemore, Pacific

**2003**

**FIRST TEAM**

Varnie Dennis, Cal Poly  
Branduinn Fullove, UC Santa Barbara  
Jordan Harris, UC Irvine  
Ralphy Holmes, Cal State Fullerton  
Mark Hull, UC Santa Barbara  
Desmond Penigar, Utah State

**SECOND TEAM**

Ian Boylan, Cal State Northridge  
Nate Carter, UC Riverside  
Tyrone Hayes, Idaho  
Demetrius Jackson, Pacific  
Adam Parada, UC Irvine

**2004**

**FIRST TEAM**

Mark Brown, Utah State  
Cardell Butler, Utah State  
Miah Davis, Pacific  
Nate Harris, Utah State  
Christian Maraker, Pacific  
Pape Sow, Cal State Fullerton

**SECOND TEAM**

Ian Boylan, Cal State Northridge  
Nate Carter, UC Riverside  
Tyrone Hayes, Idaho  
Spencer Nelson, Utah State  
Kevin Roberts, Long Beach State

**2005**

**FIRST TEAM**

Ian Boylan, Cal State Northridge  
David Doubly, Pacific  
Nate Harris, Utah State  
Christian Maraker, Pacific  
Spencer Nelson, Utah State  
Guillaume Yango, Pacific

**SECOND TEAM**

Jaycee Carroll, Utah State  
Ralphy Holmes, Cal State Fullerton  
Dandrick Jones, Idaho  
Yaphett King, Cal State Fullerton  
Davin White, Cal State Northridge

# BIG WEST HONORS

## All-Time First Team Selections

### CAL POLY

Chris Bjorklund, 2000; Varnie Dennis, 2003.

### CAL STATE FULLERTON

Greg Bunch, 1976-77-78; Calvin Roberts, 1979-80; Leon Wood, 1982-83-84; Kevin Henderson, 1985; Tony Neal, 1985; Cedric Ceballos, 1989-90; Bruce Bowen, 1993; Ike Harmon, 1999; Ralph Holmes, 2003; Pape Sow, 2004.

### CAL STATE NORTHRIDGE

Markus Carr, 2002; Ian Boylan, 2005.

### LONG BEACH STATE

George Trapp, 1970-71; Billy Jankans, 1970; Ed Ratleff, 1971-72-73; Chuck Terry, 1971-72; Roscoe Pondexter, 1973-74; Leonard Gray, 1974; Clifton Pondexter, 1974; Bob Gross, 1975; Richard Johnson, 1975; Carlos Mina, 1975; Clarence Ruffen, 1976; Lloyd McMillian, 1977; Francois Wise, 1978, 80; Rickey Williams, 1979; Michael Wiley, 1980; Craig Hodges, 1982; Morlon Wiley, 1988; Lucious Harris, 1992-93; Rod Hannibal, 1994; Joe McNaull, 1995; James Cotton, 1996-97; Rasul Salahuddin, 1996; Andrew Betts, 1998; Mate Milisa, 2000; Travis Reed, 2001-02; Ramel Lloyd, 2001.

### UC IRVINE

Kevin Magee, 1981-82; Ben McDonald, 1983-84; Tod Murphy, 1985-86; Scott Brooks, 1987; Wayne Engelstad, 1988; Raimonds Miglinieks, 1995-96; Jerry Green, 2001-02; Jordan Harris, 2003.

### UC SANTA BARBARA

Doug Rex, 1970-71; John Tschogl, 1970-71-72; Clarence Allen, 1973; Dave Brown, 1977; York Gross, 1983; Brian Shaw, 1988; Eric McArthur, 1990; Lucius Davis, 1992; Raymond Tutt, 1997; B.J. Bunton, 1999; Mark Hull, 2002-03; Branduinn Fullove, 2003.

### PACIFIC

John Gianelli, 1972; Jim McCargo, 1973; Leonard Armato, 1975; Myron Jordan, 1976-77; Russ Coleman, 1978; Terence Carney, 1979; Ron Cornelius, 1979-80-81; Dell Demps, 1992; Michael Jackson, 1994; Charles Terrell, 1994; Charles Jones, 1995; Michael Olowokandi, 1998; Jason Williams, 1999; Miah Davis, 2004; Christian Maraker, 2004-05; David Doubly, 2005; Guillaume Yango, 2005.

### \*BOISE STATE

Joe Wyatt, 1997; Roberto Bergersen, 1998-99; Abe Jackson, 2001.

### \*CAL STATE LOS ANGELES

Mose Adolph, 1970; Raymond Lewis, 1973; Tommie Lipsey, 1974; Billy Malory, 1974.

### \*FRESNO STATE

Lucius Davis, 1970; Jerry Pender, 1971-72; Charles Bailey, 1974; Roy Jones, 1975-76; Art Williams, 1978-79; Rod Higgins, 1981-82; Donald Mason, 1981-82; Bernard Thompson, 1983-84; Ron Anderson, 1984; Mitch Arnold, 1985; Jervis Cole, 1989.

### \*NEW MEXICO STATE

Steve Colter, 1984; Gilbert Wilburn, 1986; Kenny Travis, 1987; Johnny Roberson, 1989; Randy Brown, 1990-91; Keith Hill, 1990; Reggie Jordan, 1991; Sam Crawford, 1993; James Dockery, 1994; Rodney Walker, 1995; Louis Richardson, 1997-98; Charles Gosa, 1999; Billy Keys, 2000.

### \*SAN DIEGO STATE

Chris McMurray, 1972; Steve Copp, 1975-76; Will Connelly, 1976; Joel Kramer, 1977-78; Steve Malovic, 1978.

### \*SAN JOSE STATE

Johnnie Skinner, 1973; Ken Mickey, 1976-77; Wally Rank, 1980; Sid Williams, 1981; Chris McNealy, 1982-83; Ricky Berry, 1986-87-88; Olivier Saint-Jean, 1996.

### \*IDAHO

Avery Curry, 1998-99; Gordon Scott, 2000.

### \*NEVADA

Eathan O'Bryant, 1995; Daniel Watts, 1996; Faron Hand, 1997.

### \*UNLV

Sidney Green, 1983; Richie Adams, 1984-85; Anthony Jones, 1986; Freddie Banks, 1986-87; Armon Gilliam, 1987; Mark Wade, 1987; Jarvis Basnight, 1988; Stacey Augmon, 1989, 91; David Butler, 1989-90; Larry Johnson, 1990-91; Greg Anthony, 1991; Anderson Hunt, 1991; Elmore Spencer, 1992; J.R. Rider, 1992-93; Evric Gray, 1993; Dexter Boney, 1993; Kebu Stewart, 1994; Reggie Manuel, 1994.

### \*UTAH STATE

Dean Hunger, 1979-80; Brian Jackson, 1981; Greg Grant, 1985-86; Kevin Nixon, 1988; Reid Newey, 1989; Kendall Youngblood, 1992; Eric Franson, 1995-96; Marcus Saxon, 1997-98; Shawn Daniels, 2000-01; Troy Rolle, 2000; Bernard Rock, 2001; Tony Brown, 2002; Desmond Penigar, 2002-03; Mark Brown, 2004; Cardell Butler, 2004; Nate Harris, 2004-05; Spencer Nelson, 2005.

*\*former member*

## Players of the Year

Year	Player, Team
1970	George Trapp, LBSU
1971	George Trapp, LBSU
1972	Ed Ratleff, LBSU
1973	Ed Ratleff, LBSU
1974	Leonard Gray, LBSU
1975	Bob Gross, LBSU
1976	Steve Copp, SDSU
	Greg Bunch, CSF
1977	Lloyd McMillian, LBSU
1978	Joel Kramer, SDSU
1979	Ron Cornelius, PAC
1980	Dean Hunger, USU
1981	Kevin Magee, UCI
1982	Kevin Magee, UCI
1983	Sidney Green, UNLV
1984	Richie Adams, UNLV
1985	Richie Adams, UNLV
1986	Greg Grant., USU
	Anthony Jones, UNLV
1987	Armon Gilliam, UNLV
1988	Brian Shaw, UCSB
1989	Stacey Augmon, UNLV
1990	Larry Johnson, UNLV
1991	Larry Johnson, UNLV
1992	Lucius Davis, UCSB
1993	J.R. Rider, UNLV
1994	Kebu Stewart, UNLV
1995	Eric Franson, USU
1996	Raimonds Miglinieks, UCI
1997	Faron Hand, NEV
1998	Michael Olowokandi, PAC
1999	Roberto Bergersen, BSU
2000	Mate Milisa, LBSU
2001	Jerry Green, UCI
2002	Jerry Green, UCI
2003	Branduinn Fullove, UCSB
2004	Miah Davis, PAC
2005	David Doubly, PAC

## Coaches of the Year

Year	Coach, Team
'69-77	None Selected
1978	Boyd Grant, FSU
1979	Stan Morrison, PAC
1980	Bill Berry, SJSU
	Rod Tueller, USU
1981	Boyd Grant, FSU
1982	Boyd Grant, FSU
1983	Jerry Tarkanian, UNLV
1984	Jerry Tarkanian, UNLV
1985	Jerry Tarkanian, UNLV
1986	Bill Mulligan, UCI
1987	Jerry Tarkanian, UNLV
1988	Jerry Tarkanian, UNLV
1989	Neil McCarthy, NMSU
1990	Neil McCarthy, NMSU
1991	Jerry Tarkanian, UNLV
1992	Jerry Pimm, UCSB
	Jerry Tarkanian, UNLV
1993	Bob Thomason, PAC
1994	Stan Morrison, SJSU
1995	Larry Eustachy, USU
1996	Rod Baker, UCI
1997	Bob Thomason, PAC
1998	Larry Eustachy, USU
1999	Bob Williams, UCSB
2000	Stew Morrill, USU
2001	Pat Douglass, UCI
2002	Stew Morrill, USU
2003	Bob Williams, UCSB
2004	Bob Thomason, PAC
2005	Bob Thomason, PAC

## TEAM-BY-TEAM ALL-BIG WEST SELECTIONS

School	1st	2nd	Total	Most In One Year
LBSU	35	23	58	4 (1974, 75)
*USU	24	22	46	4 (2004)
PAC	21	20	41	3 (1972, 2005)
UCSB	16	21	37	3 (1971)
*UNLV	24	9	33	5 (1991)
CSF	16	14	30	2 (1977, 78, 82, 83, 85, 05)
*FSU	17	12	29	3 (1970, 82)
UCI	13	13	26	3 (1996)
*SJSU	11	13	24	3 (1976, 81)
*NMSU	15	2	17	2 (1990, 91, 93)
*SDSU	7	8	15	3 (1975, 76)
*CSLA	4	7	11	3 (1970)
*NEV	3	5	8	2 (1994, 97)
*UI	3	4	7	1 (1997, 98, 99, 00, 03, 04, 05)
*BSU	4	2	6	1 (1997, 98, 99, 00, 01)
CP	2	3	5	1 (1998, 00, 01, 02, 03)
CSUN	2	3	5	2 (2005)
UCR	0	3	3	1 (2002, 03, 04)
*UNT	0	1	1	1 (2000)

\*Former Member

# ALL-FRESHMEN TEAMS

## All-Big West Freshman Teams

### 1979

Bobby Davis, Fresno State  
Rod Higgins, Fresno State  
Louis Bremond, UC Irvine  
Craig Hodges, Long Beach State  
Donald Mason, Fresno State

### 1980

Tyrone Bradley, Fresno State  
Lance Ball, Cal State Fullerton  
Bryan Roberts, UC Santa Barbara  
York Gross, UC Santa Barbara  
Laurence Held, Pacific

### 1981

\*Ben McDonald, UC Irvine  
Victor Green, Cal State Fullerton  
Aaron McCarthy, UC Santa Barbara  
Bernard Thompson, Fresno State  
David Gilreath, Cal State Fullerton

### 1982

\*Tony Neal, Cal State Fullerton  
Michael Dixon, San Jose State  
Gary Davis, Cal State Fullerton  
Andy Rogers, Pacific  
Paul Phifer, San Jose State

### 1983

\*Greg Grant, Utah State  
Rich Anema, Pacific  
Ivan Verbecki, Long Beach State  
Andy Franklin, Pacific  
Tod Murphy, UC Irvine  
Conner Henry, UC Santa Barbara

### 1984

\*Stony Evans, San Jose State  
Gerald Thomas, San Jose State  
Freddie Banks, UNLV  
Brent Counts, Pacific  
Reid Newey, Utah State  
Gerald Wright, New Mexico State

### 1985

\*Reggie Owens, San Jose State  
Wayne Engelstad, UC Irvine  
Domingo Rosario, Pacific  
Richard Robinson, UNLV  
James Ray Richardson, Pacific  
DeAnthony Langston, Long Beach State

### 1986

\*Mike Mitchell, Fresno State  
Jervis Cole, Fresno State  
Steve McGlothlin, New Mexico State  
Andre Purry, Long Beach State  
Carlton Davenport, UC Santa Barbara  
Gilbert Pete, Utah State

### 1987

\*Carrick DeHart, UC Santa Barbara  
Keith Billingslea, Fresno State  
Rudy Harvey, Long Beach State  
Keith Hill, New Mexico State  
Victor Minniefield, Pacific  
Greg Trygstad, UC Santa Barbara

### 1988

\*Stacey Augmon, UNLV  
Justin Anderson, UC Irvine  
Jon Barry, Pacific  
Gary Gray, UC Santa Barbara  
Karl James, UNLV  
Andre Sims, Fresno State

### 1989

\*Kendall Youngblood, Utah State  
Wilbert Hooker, Fresno State  
Anderson Hunt, UNLV  
Paul Johnson, UC Santa Barbara  
Wayne Williams, Cal State Fullerton

### 1990

\*Lucious Harris, Long Beach State  
Idris Jones, UC Santa Barbara  
Dylan Rigdon, UC Irvine  
Kevin Logan, San Jose State  
Jeff Von Lutzow, UC Irvine

### 1991

\*Bryon Ruffner, Utah State  
Walsh Jordan, Pacific  
Mike Brotherton, San Jose State  
Glenn Griffin, Pacific  
Eric Franson, Utah State

### 1992

\*Doug Muse, UC Santa Barbara  
Nathan Wickizer, Utah State  
Mike Atkinson, Long Beach State  
Reggie Manuel, UNLV  
Davon Satterwhite, Fresno State

### 1993

\*Kyle Milling, UC Santa Barbara  
Jon Wickizer, Utah State  
Shaun Battle, UC Irvine  
Chris Ford, UC Santa Barbara  
Lawrence Thomas, UNLV

### 1994

\*James Cotton, Long Beach State  
Rob Ramaker, UC Santa Barbara  
Jermaine Smith, UNLV  
Adam Jacobsen, Pacific  
Jarobi Kemp, Utah State

### 1995

\*Kevin Simmons, UC Irvine  
Chris Dade, Cal State Fullerton  
Brian Keefe, UC Irvine  
Eric Lee, UNLV  
Corey Anders, Pacific

### 1996

\*Charles Gosa, New Mexico State  
Kenroy Jarrett, Cal State Fullerton  
Mark Richardson, Cal State Fullerton  
Aaron Brodt, New Mexico State  
Clay McKnight, UC Irvine

### 1997

\*Mike Wozniak, Cal Poly  
Mitch Ohnstad, Cal Poly  
Brian Johnson, UC Irvine

Juma Jackson, UC Irvine  
Andrew Carlson, UC Irvine

### 1998

\*Chris Bjorklund, Cal Poly  
Kejuan Woods, Boise State  
Jabbar Washington, Cal Poly  
Ben Jones, UC Irvine  
Brandon Payton, UC Santa Barbara

### 1999

\*Jerry Green, UC Irvine  
Eric Channing, New Mexico State  
Deginald Erskin, North Texas  
Dexter Tennell, North Texas  
Tony Brown, Utah State

### 2000

\*Chris Davis, North Texas  
Terrance Green, Nevada  
Greg Ethington, UC Irvine  
Mark Hull, UC Santa Barbara  
Jason Miller, North Texas  
Tom Cockle, Pacific

### 2001

\*Jamaal Scott, Cal Poly  
Adam Parada, UC Irvine  
Branduinn Fullove, UC Santa Barbara  
Nick Jones, UC Santa Barbara  
Varnie Dennis, Cal Poly  
Booker Nabors, Boise State  
Stanislav Zuzak, UC Irvine

### 2002

\*Ian Boylan, Cal State Northridge  
Chris Davis, Cal State Northridge  
Joe Frazier, Cal State Northridge  
Chris Jenkins, Long Beach State  
Rickey Porter, UC Riverside

### 2003

\*Nate Carter, UC Riverside  
Jeff Gloger, UC Irvine  
Nate Harris, Utah State  
Jibril Hodges, Long Beach State  
Christian Maraker, Pacific

### 2004

\*Bobby Brown, Cal State Fullerton  
Louis Darby, Long Beach State  
Lucian Graham, Long Beach State  
Kevin Houston, Long Beach State  
Thomas Shewmake, Cal State Northridge

### 2005

\*Jaycee Carroll, Utah State  
Calvin Chitwood, Cal State Northridge  
Larry Cunningham, UC Riverside  
Alex Harris, UC Santa Barbara  
Jonathan Heard, Cal State Northridge  
Dawin Whiten, Cal Poly

\* Freshman of the Year

**Note** - The Big West first selected an All-Freshman team in 1979 and a Freshman of the Year in 1981.

# BIG WEST PLAYERS OF THE WEEK

## All-Time Big West Players of the Week

### 1970

Morris Thomas, Cal State Los Angeles  
George Trapp, Long Beach State  
Mose Adolph, Cal State Los Angeles  
Lucius Davis, Fresno State  
Ron Knight, Cal State Los Angeles  
Doug Rex, UC Santa Barbara

### 1971

Ed Ratleff, Long Beach State  
Mose Adolph, Cal State Los Angeles  
Von Jacobsen, San Diego State  
Jerry Pender, Fresno State  
George Trapp, Long Beach State  
John Tschogl, UC Santa Barbara

### 1972

John Gianelli, Pacific (3)  
Ed Ratleff, Long Beach State  
John Errecart, Pacific  
Jerry Pender, Fresno State  
Michael Jackson, Cal State Los Angeles  
John Tschogl, UC Santa Barbara  
Chris McMurray, San Diego State  
Chuck Terry, Long Beach State  
Johnnie Skinner, San Jose State  
Mose Adolph, Cal State Los Angeles

### 1973

Ed Ratleff, Long Beach State (2)  
Johnnie Skinner, San Jose State  
Jim McCargo, Pacific  
Brad McNamara, San Diego State  
Clarence Metcalfe, Fresno State  
Leonard Gray, Long Beach State  
Steve Copp, San Diego State  
Roscoe Pondexter, Long Beach State  
Alfonso Brigham, CS Los Angeles  
Raymond Lewis, Cal State Los Angeles  
Bob Schachter, UC Santa Barbara

### 1974

Charles Bailey, Fresno State (3)  
Clarence Allen, UC Santa Barbara (2)  
Clifton Pondexter, Long Beach State (2)  
Jay Hanseth, UC Santa Barbara  
Leonard Gray, Long Beach State  
John Anderson, San Diego State  
Glenn McDonald, Long Beach State  
Bob Taylor, Cal State Los Angeles  
Pat O'Leary, Fresno State  
Bob Gross, Long Beach State  
Alfonso Brigham, CS Los Angeles  
Steve Becker, UC Santa Barbara  
Bill Mallory, Cal State Los Angeles  
Allen Bunting, San Diego State

### 1975

Bob Gross, Long Beach State (2)  
Roy Jones, Fresno State (2)  
Pete Miller, San Jose State  
Keith Young, Pacific  
Bob Kovach, San Diego State  
Pat Barrett, San Jose State  
Earl Hogue, San Jose State  
Allen Bunting, San Diego State  
Duane Bonner, Cal State Fullerton  
Pat O'Leary, Fresno State  
Richard Johnson, Long Beach State

### 1976

Ken Mickey, San Jose State (2)  
Greg Bunch, Cal State Fullerton (2)  
Steve Copp, San Diego State (2)  
Larry Hudson, Long Beach State  
Steve Sincock, San Jose State  
Keith Anderson, Cal State Fullerton  
Anthony McGee, Long Beach State  
Will Connelly, San Diego State  
Roy Jones, Fresno State

### 1977

Ken Mickey, San Jose State (2)  
Richard Johnson, Long Beach State (2)  
Presnell Gilbert, San Diego State  
Larry Hudson, Long Beach State  
Terence Carney, Pacific  
Lloyd McMillian, Long Beach State  
Myron Jordan, Pacific  
Tex Walker, UC Santa Barbara  
Mark Delsman, San Diego State

### 1978

Wayne Smith, UC Irvine (2)  
Sid Williams, San Jose State  
Greg Bunch, Cal State Fullerton  
Joel Kramer, San Diego State  
Wally Rank, San Jose State  
Art Williams, Fresno State  
Francois Wise, Long Beach State  
Russ Coleman, Pacific  
Keith Anderson, Cal State Fullerton  
Kim Goetz, San Diego State

### 1979

Mike Niles, Cal State Fullerton  
Calvin Roberts, Cal State Fullerton  
Dean Hunger, Utah State  
Jerry Ocasio, UC Santa Barbara  
Matt Waldron, Pacific  
Steve McGuire, UC Irvine  
Matt Maderos, UC Santa Barbara  
Ron Cornelius, Pacific

### 1980

Michael Wiley, Long Beach State (2)  
Francois Wise, Long Beach State (2)  
Rich McElrath, Utah State  
Dean Hunger, Utah State  
Brian Jackson, Utah State  
Ron Cornelius, Pacific

### 1981

Kevin Magee, UC Irvine  
Doug Murrey, San Jose State  
Rod Higgins, Fresno State  
Dino Gregory, Long Beach State  
Brian Jackson, Utah State  
Donald Mason, Fresno State  
Walt Evans, UC Santa Barbara

### 1982

Leon Wood, Cal State Fullerton (3)  
Kevin Magee, UC Irvine (2)  
Craig Hodges, Long Beach State (2)  
Rod Higgins, Fresno State  
Randy Whieldon, UC Irvine  
Leo Cunningham, Utah State  
Mario Gaines, UC Santa Barbara

### 1982 (continued)

Chris McNealy, San Jose State  
Richard Anderson, UC Santa Barbara  
Bernard Thompson, Fresno State  
Matt Waldron, Pacific

### 1983

Sidney Green, UNLV (2)  
Bernard Thompson, Fresno State (2)  
York Gross, UC Santa Barbara (2)  
Greg Grant, Utah State  
Chris McNealy, San Jose State  
Jeff Collins, UNLV  
Leon Wood, Cal State Fullerton  
Drew Rodgers, Pacific  
Ben McDonald, UC Irvine  
Ricky Mixon, Cal State Fullerton  
Larry Anderson, UNLV  
Tony Neal, Cal State Fullerton  
Bob Thornton, Cal State Fullerton  
Ron Anderson, Fresno State

### 1984

Leon Wood, Cal State Fullerton (2)  
Greg Grant, Utah State (2)  
Ron Anderson, Fresno State (2)  
Ed Catchings, UNLV  
Steve Colter, New Mexico State  
Danny Tarkanian, UNLV  
Andre Patterson, New Mexico State  
George Turner, UC Irvine  
Richie Adams, UNLV  
Tod Murphy, UC Irvine  
Joedy Gardner, Long Beach State  
Mitch Arnold, Fresno State  
Ben McDonald, UC Irvine

### 1985

Armon Gilliam, UNLV (2)  
Kevin Henderson, Cal State Fullerton (2)  
Vince Washington, Utah State  
Ward Farris, San Jose State  
Tod Murphy, UC Irvine  
Andy Franklin, Pacific  
Johnny Rogers, UC Irvine  
Scott Fisher, UC Santa Barbara  
Greg Grant, Utah State  
Gilbert Wilburn, New Mexico State  
Scott Barnes, Fresno State  
Reggie Owens, San Jose State

### 1986

Gilbert Wilburn, New Mexico State (3)  
Freddie Banks, UNLV (2)  
Greg Grant, Utah State (2)  
Kenny Travis, New Mexico State (2)  
Kevin Henderson, Cal State Fullerton  
Tod Murphy, UC Irvine  
Ricky Berry, San Jose State  
Khriston Fortson, UC Santa Barbara  
Johnny Rogers, UC Irvine  
Rich Anema, Pacific

### 1987

Kenny Travis, New Mexico State (2)  
Richard Morton, Cal State Fullerton (2)  
Armon Gilliam, UNLV (2)  
Freddie Banks, UNLV (2)  
Ricky Berry, San Jose State (2)

### 1987 (continued)

Henry Turner, Cal State Fullerton  
Mark Wade, UNLV  
Scott Brooks, UC Irvine  
Wayne Engelstad, UC Irvine  
Carrick DeHart, UC Santa Barbara

### 1988

Wayne Engelstad, UC Irvine (2)  
Brian Shaw, UC Santa Barbara (2)  
Carrick DeHart, UC Santa Barbara  
Jeff Anderson, Utah State  
Virgil Harris, New Mexico State  
Kevin Nixon, Utah State  
Stacey Augmon, UNLV  
Ricky Berry, San Jose State  
Andre Purry, Long Beach State  
Dan Conway, Utah State  
Jervis Cole, Fresno State  
Gerald Paddio, UNLV  
Mike Doyle, UC Santa Barbara  
Henry Turner, Cal State Fullerton

### 1989

Cedric Ceballos, Cal State Fullerton (2)  
David Butler, UNLV  
Eric McArthur, UC Santa Barbara  
Anderson Hunt, UNLV  
Jervis Cole, Fresno State  
John Hatten, Long Beach State  
Johnny Roberson, New Mexico State  
Ricky Butler, UC Irvine  
Dan Conway, Utah State  
Wayne Williams, Cal State Fullerton  
Mike Doktorczyk, UC Irvine  
Mike Doyle, UC Santa Barbara  
Keith Hill, New Mexico State

### 1990

Larry Johnson, UNLV (2)  
Eric McArthur, UC Santa Barbara (2)  
Carrick DeHart, UC Santa Barbara  
James Anderson, New Mexico State  
Troy Batiste, San Jose State  
Anderson Hunt, UNLV  
Lucious Harris, Long Beach State  
Randy Brown, New Mexico State  
Keith Hill, New Mexico State  
Darrel White, Utah State  
Cedric Ceballos, Cal State Fullerton  
Moses Scurry, UNLV  
Kenne Young, San Jose State  
Dylan Rigdon, UC Irvine  
Dell Demps, Pacific

### 1991

Larry Johnson, UNLV (4)  
Joe Small, Cal State Fullerton (2)  
Kendall Youngblood, Utah State (2)  
Jay Goodman, Utah State  
Terry Cannon, San Jose State  
Reggie Jordan, New Mexico State  
Anderson Hunt, UNLV  
Ricky Butler, UC Irvine  
Stacey Augmon, UNLV  
Don Lyttle, Pacific  
Bobby Sears, Long Beach State  
Gary Gray, UC Santa Barbara

# BIG WEST PLAYERS OF THE WEEK

## All-Time Big West Players of the Week

<b>1992</b>	Lucius Davis, UC Santa Barbara (4) Agee Ward, Cal State Fullerton (2) J.R. Rider, UNLV (2) Kendall Youngblood, Utah State (2) Lucious Harris, Long Beach State (2) Elmore Spencer, UNLV Sam Crawford, New Mexico State Terry Cannon, San Jose State Evric Gray, UNLV Bryon Russell, Long Beach State Dell Demps, Pacific
<b>1993</b>	J.R. Rider, UNLV (3) Sam Crawford, New Mexico State (2) Jeff Von Lutzow, UC Irvine Don Leary, Cal State Fullerton Rod Hay, Utah State Lucious Harris, Long Beach State Bryon Russell, Long Beach State Jay Goodman, Utah State Tony Amundsen, Pacific Aaron Sunderland, Cal State Fullerton
<b>1994</b>	Reggie Manuel, UNLV (2) Chris Brown, UC Irvine (2) Michael Jackson, Pacific Lance Jackson, New Mexico State Jimmy Moore, Nevada James Dockery, New Mexico State Terry Cannon, San Jose State Rod Hannibal, Long Beach State Thomas Wyatt, New Mexico State Jerry Hogan, Nevada Mike Atkinson, Long Beach State Nate Wickizer, Utah State
<b>1995</b>	Eric Franson, Utah State (3) Brian Green, Nevada (2) Eathan O'Bryant, Nevada (2) Thomas Wyatt, New Mexico State Charles Jones, Pacific Winston Peterson, Cal State Fullerton Kevin Simmons, UC Irvine Raimonds Miglinieks, UC Irvine Joe McNaull, Long Beach State Corwin Woodard, Utah State Brad Quinet, San Jose State Rodney Walker, New Mexico State
<b>1996</b>	Brian Green, Nevada (2) James Cotton, Long Beach State (2) Daniel Watts, Nevada (2) Rasul Salahuddin, Long Beach State Roy Hammonds, San Jose State Jermaine Smith, UNLV Kevin Simmons, UC Irvine Mark Flick, UC Santa Barbara Raimonds Miglinieks, UC Irvine Enoch Davis, New Mexico State Olivier Saint-Jean, San Jose State Damien Edwards, Nevada Brian Keefe, UC Irvine Adam Jacobsen, Pacific Sam Allen, San Jose State

<b>1997</b>	Raymond Tutt, UC Santa Barbara (4) Antoine Hubbard, New Mexico State (2) Faron Hand, Nevada (2) James Cotton, Long Beach State (2) Chris Dade, Cal State Fullerton John Williams, Cal State Fullerton Maurice Spillers, Utah State Rayne Mahaffey, Pacific Enoch Davis, New Mexico State T.J. Atkins, North Texas
<b>1998</b>	Michael Olowokandi, Pacific (5) Roberto Bergersen, Boise State (3) Andrew Betts, Long Beach State (2) Avery Curry, Idaho (2) Robin Kennedy, Nevada Adam Jacobsen, Pacific Donnie Johnson, Utah State Denmark Reid, New Mexico State Charles Gosa, New Mexico State Paul Culbertson, Nevada
<b>1999</b>	Roberto Bergersen, Boise State (4) Donnie Johnson, Utah State (2) Derrick Allen, UC Santa Barbara B.J. Bunton, UC Santa Barbara Matt Caldwell, Cal State Fullerton Deginald Erskin, North Texas Charles Gosa, New Mexico State Ike Harmon, Cal State Fullerton Ramel Lloyd, Long Beach State Jeremiah Mayes, Cal Poly Clay McKnight, Pacific Troy Rolle, Utah State Dexter Tennell, North Texas Mike Wozniak, Cal Poly
<b>2000</b>	Mate Milisa, Long Beach State (3) Billy Keys, New Mexico State James Williams, Long Beach State Terrance Green, Nevada Shawn Daniels, Utah State Chris Bjorklund, Cal Poly Jerry Green, UC Irvine Eric Channing, New Mexico State Adrian McCullough, Nevada Chris Davis, North Texas Brandon Payton, UC Santa Barbara Justin Lyons, Boise State Jason King, Cal Poly Tony Brown, Utah State Tommy Zapata, Nevada
<b>2001</b>	Jerry Green, UC Irvine (4) Abe Jackson, Boise State (3) Travis Reed, Long Beach State (3) Malachi Edmond, UC Irvine Tony Brown, Utah State Lemi Williams, Long Beach State Jamaal Scott, Cal Poly Curtis Bobb, Utah State Ramel Lloyd, Long Beach State Mike Vukovich, UC Santa Barbara Shawn Daniels, Utah State Nick Jones, UC Santa Barbara

<b>2002</b>	Jerry Green, UC Irvine (3) Desmond Penigar, Utah State (3) Brandon Beeson, Cal Poly (2) Markus Carr, Cal State Northridge (2) Travis Reed, Long Beach State (2) Demetrius Jackson, Pacific Pape Sow, Cal State Fullerton Mark Hull, UC Santa Barbara Tony Brown, Utah State Adama Ndiaye, UC Santa Barbara Kevin Roberts, Long Beach State
<b>2003</b>	Christian Maraker, Pacific (2) Demetrius Jackson, Pacific (2) Mike Hood, UC Irvine (2) Branduinn Fullove, UC Santa Barbara (2) Dwayne Williams, Idaho Mark Brown, Utah State Ian Boylan, Cal State Northridge Armand Thomas, Cal State Northridge Desmond Penigar, Utah State Spencer Nelson, Utah State Curtis Slaughter, Cal State Northridge Jordan Harris, UC Irvine Tony Darden, Long Beach State Tyrone Hayes, Idaho
<b>2004</b>	Nate Harris, Utah State (3) Miah Davis, Pacific (2) Nick Enzweiler, Cal Poly Mark Brown, Utah State Bobby Brown, Cal State Fullerton Anthony Bolton, Cal State Fullerton Casey Cook, UC Santa Barbara Kameron Gray, Cal Poly Louis Darby, Long Beach State Spencer Nelson, Utah State Adam Parada, UC Irvine Dwayne Williams, Idaho Ian Boylan, Cal State Northridge Guillaume Yango, Pacific Pape Sow, Cal State Fullerton
<b>2005</b>	<b>Guillaume Yango, Pacific (3)</b> Spencer Nelson, Utah State (3) Bobby Brown, Cal State Fullerton (2) Davin White, Cal State Northridge (2) Josh Davis, UC Santa Barbara Rickey Porter, UC Riverside Nate Harris, Utah State Nick Enzweiler, Cal Poly Ross Schraeder, UC Irvine Dandrick Jones, Idaho Christian Maraker, Pacific David Doubly, Pacific Ralphy Holmes, Cal State Fullerton

### Most Player of the Week Honors

Name, School	Career	No.
Jerry Green, UC Irvine		8
Roberto Bergersen, Boise State		7
Larry Johnson, UNLV		6
Greg Grant, Utah State		6
Leon Wood, Cal State Fullerton		6
Travis Reed, Long Beach State		5
Michael Olowokandi, Pacific		5
J.R. Rider, UNLV		5
Spencer Nelson, Utah State		5
Raymond Tutt, UC Santa Barbara		4
James Cotton, Long Beach State		4
Brian Green, Nevada		4
Lucius Davis, UC Santa Barbara		4
Kendall Youngblood, Utah State		4
Lucious Harris, Long Beach State		4
Ricky Berry, San Jose State		4
Kenny Travis, New Mexico State		4
Gilbert Wilburn, New Mexico State		4
Armon Gilliam, UNLV		4
Ken Mickey, San Jose State		4
Ed Ratleff, Long Beach State		4
Desmond Penigar, Utah State		4
Guillaume Yango, Pacific		4
Nate Harris, Utah State		4
<b>Bobby Brown, Cal State Fullerton</b>		<b>3</b>
<b>Christian Maraker, Pacific</b>		<b>3</b>
Demetrius Jackson, Pacific		3
Tony Brown, Utah State		3
Donnie Johnson, Utah State		3
Mate Milisa, Long Beach State		3
Abe Jackson, Boise State		3
Eric Franson, Utah State		3
Sam Crawford, New Mexico State		3
Eric McArthur, UC Santa Barbara		3
Cedric Ceballos, Cal State Fullerton		3
Anderson Hunt, UNLV		3
Carrick DeHart, UC Santa Barbara		3
Wayne Engelstad, UC Irvine		3
Tod Murphy, UC Irvine		3
Ron Anderson, Fresno State		3
Bernard Thompson, Fresno State		3
Kevin Magee, UC Irvine		3
Francois Wise, Long Beach State		3
Richard Johnson, Long Beach State		3
Greg Bunch, Cal State Fullerton		3
Bob Gross, Long Beach State		3
Roy Jones, Fresno State		3
Clifton Pondexter, Long Beach State		3
Steve Copp, San Diego State		3
Mose Adolph, Cal State Los Angeles		3
Charles Bailey, Fresno State		3
John Gianelli, Pacific		3

### Most Player of the Week Honors

Name, School (season)	Single Season	No.
Michael Olowokandi, Pacific (98)		5
Jerry Green, UC Irvine (01)		4
Roberto Bergersen, Boise State (99)		4
Raymond Tutt, UC Santa Barbara (97)		4
Lucius Davis, UC Santa Barbara (92)		4
Larry Johnson, UNLV (91)		4
Spencer Nelson, Utah State (05)		3
Guillaume Yango, Pacific (05)		3
Nate Harris, Utah State (04)		3
Jerry Green, UC Irvine (02)		3
Desmond Penigar, Utah State (02)		3
Abe Jackson, Boise State (01)		3
Travis Reed, Long Beach State (01)		3
Mate Milisa, Long Beach State (00)		3
Roberto Bergersen, Boise State (98)		3
Eric Franson, Utah State (95)		3
J.R. Rider, UNLV (93)		3
Gilbert Wilburn, New Mexico State (86)		3
Leon Wood, Cal State Fullerton (82)		3
Charles Bailey, Fresno State (74)		3
John Gianelli, Pacific (72)		3

# BIG WEST ALL-AMERICANS

## All-Americans

### CONSENSUS

#### First Team

Ed Ratleff, Long Beach State, 1972  
Ed Ratleff, Long Beach State, 1973  
Larry Johnson, UNLV, 1990  
Larry Johnson, UNLV, 1991

#### Second Team

Kevin Magee, UC Irvine, 1982  
Sidney Green, UNLV, 1983  
Armon Gilliam, UNLV, 1987

### NABC

#### First Team

Ed Ratleff, Long Beach State, 1972  
Ed Ratleff, Long Beach State, 1973  
Larry Johnson, UNLV, 1990  
Larry Johnson, UNLV, 1991  
Stacey Augmon, UNLV, 1991

#### Second Team

Kevin Magee, UC Irvine, 1982  
Leon Wood, Cal State Fullerton, 1984  
Armon Gilliam, UNLV, 1987  
J.R. Rider, UNLV, 1993

#### Third Team

Sidney Green, UNLV, 1983

#### Honorable Mention

Brian Shaw, UC Santa Barbara, 1987  
Brian Shaw, UC Santa Barbara, 1988  
Carrick DeHart, UC Santa Barbara, 1990  
Eric McArthur, UC Santa Barbara, 1990  
Lucius Davis, UC Santa Barbara, 1991  
Michael Olowokandi, Pacific, 1998

### USBWA

#### First Team

Ed Ratleff, Long Beach State, 1972  
Ed Ratleff, Long Beach State, 1973  
Kevin Magee, UC Irvine, 1982  
Sidney Green, UNLV, 1983  
Leon Wood, Cal State Fullerton, 1984  
Larry Johnson, UNLV, 1990  
Larry Johnson, UNLV, 1991

#### Second Team

Armon Gilliam, UNLV, 1987  
Stacey Augmon, UNLV, 1991  
J.R. Rider, UNLV, 1993  
Note: Prior to 1985 season the USBWA selected one 10-man team

### ASSOCIATED PRESS

#### First Team

Ed Ratleff, Long Beach State, 1972  
Ed Ratleff, Long Beach State, 1973  
Kevin Magee, UC Irvine, 1981  
Kevin Magee, UC Irvine, 1982  
Larry Johnson, UNLV, 1990  
Larry Johnson, UNLV, 1991  
Stacey Augmon, UNLV, 1991

#### Second Team

John Gianelli, Pacific, 1972  
Leon Wood, Cal State Fullerton, 1984  
Armon Gilliam, UNLV, 1987  
J.R. Rider, UNLV, 1993

### ASSOCIATED PRESS

#### Third Team

Brian Shaw, UC Santa Barbara, 1988

#### Honorable Mention

Ron Cornelius, Pacific, 1980 & 1981  
Wally Rank, San Jose State, 1980  
Sid Williams, San Jose State, 1981  
Rod Higgins, Fresno State, 1981 & 1982  
Matt Waldron, Pacific, 1982  
Chris McNealy, San Jose State, 1982 & 1983  
Bernard Thompson, Fresno State, 1984  
Ron Anderson, Fresno State, 1984  
Mitch Arnold, Fresno State, 1985  
Tod Murphy, UC Irvine, 1985  
Ricky Berry, San Jose State, 1986, 1987 & 1988  
Brian Shaw, UC Santa Barbara, 1987  
Stacey Augmon, UNLV, 1989 & 1990  
Cedric Ceballos, Cal State Fullerton, 1989 & 1990  
Greg Anthony, UNLV, 1990 & 1991  
Eric McArthur, UC Santa Barbara, 1990  
George Ackles, UNLV, 1991  
Anderson Hunt, UNLV, 1991  
Lucius Davis, UC Santa Barbara, 1992  
Sam Crawford, New Mexico State, 1993  
Dedan Thomas, UNLV, 1993  
Jerry Green, UC Irvine, 2001 & 2002  
Branduinn Fullove, UC Santa Barbara, 2003  
Miah Davis, Pacific, 2004  
David Doubledy, Pacific, 2005

### U.P.I.

#### First Team

Ed Ratleff, Long Beach State, 1972  
Ed Ratleff, Long Beach State, 1973  
Larry Johnson, UNLV, 1990  
Larry Johnson, UNLV, 1991

#### Second Team

Kevin Magee, UC Irvine, 1982  
Leon Wood, Cal State Fullerton, 1984  
Armon Gilliam, UNLV, 1987  
Stacey Augmon, UNLV, 1991  
J.R. Rider, UNLV, 1993

#### Third Team

Sidney Green, UNLV, 1983

#### Honorable Mention

Clifton Pondexter, Long Beach State, 1974  
Ron Cornelius, Pacific, 1980  
Ron Cornelius, Pacific, 1981  
Donald Mason, Fresno State, 1981  
Rod Higgins, Fresno State, 1981  
Rod Higgins, Fresno State, 1982  
Bernard Thompson, Fresno State, 1983  
Bernard Thompson, Fresno State, 1984  
Ron Anderson, Fresno State, 1984  
Brian Shaw, UC Santa Barbara, 1987  
Brian Shaw, UC Santa Barbara, 1988  
Ricky Berry, San Jose State, 1988  
Stacey Augmon, UNLV, 1989  
Stacey Augmon, UNLV, 1990  
Eric McArthur, UC Santa Barbara, 1990  
Greg Anthony, UNLV, 1991  
Anderson Hunt, UNLV, 1991

### THE SPORTING NEWS

#### First Team

Leon Wood, Cal State Fullerton, 1984  
Larry Johnson, UNLV, 1990  
Larry Johnson, UNLV, 1991

#### Second Team

Kevin Magee, UC Irvine, 1982  
Sidney Green, UNLV, 1983

#### Honorable Mention

Sam Robinson, Long Beach State, 1970  
George Trapp, Long Beach State, 1971  
Chuck Terry, Long Beach State, 1972  
Leonard Gray, Long Beach State, 1974  
Lloyd McMillian, Long Beach State, 1977  
Ricky Williams, Long Beach State, 1979  
Michael Wiley, Long Beach State, 1980  
Ron Cornelius, Pacific, 1980  
Ron Cornelius, Pacific, 1981  
Donald Mason, Fresno State, 1981  
Rod Higgins, Fresno State, 1982  
Mitch Arnold, Fresno State, 1985  
Brian Shaw, UC Santa Barbara, 1987  
Brian Shaw, UC Santa Barbara, 1988  
Stacey Augmon, UNLV, 1989  
David Butler, UNLV, 1989  
Cedric Ceballos, Cal State Fullerton, 1989  
Carrick DeHart, UC Santa Barbara, 1990  
Eric McArthur, UC Santa Barbara, 1990  
Lucius Davis, UC Santa Barbara, 1992

### BASKETBALL AMERICA

#### Honorable Mention

Jerry Green, UCI, 2002  
Tony Brown, USU, 2002

### BASKETBALL NEWS

#### Honorable Mention

Jerry Green, UCI, 2002

### BASKETBALL TIMES

#### All-Mid Major

Jerry Green, UCI, 2001 & 2002  
Tony Brown, USU, 2002

### COSIDA ALL-ACADEMIC

Steve Copp, San Diego State, 1976  
Dean Hunger, Utah State, 1980  
Larry Bergeson, Utah State, 1982  
Danny Tarkanian, UNLV, 1983  
Danny Tarkanian, UNLV, 1984  
Eric Franson, Utah State, 1996  
Eric Channing, New Mexico State, 2000

# BIG WEST TOURNAMENT RESULTS

## Big West Conference Tournament Results

1976

**Stockton Civic Auditorium,  
March 6-7**

**Semifinals:**

(3) San Diego State 67, (2) San Jose State 64  
(4) Pacific 72, (1) Cal State Fullerton 64

**Championship:**

San Diego State 76, Pacific 64

1977

\*First round host teams, March 2

**First Round:**

\*(4) Cal State Fullerton 79, (5) Pacific 68  
\*(3) San Jose State 71, (6) UC Santa Barbara 52  
\*(2) San Diego State 51, (7) Fresno State 41

**Anaheim Convention Center,  
March 5-6**

**Semifinals:**

San Jose State 75, San Diego State 74  
(1) Long Beach State 65, Cal State Fullerton 64 (ot)

**Championship:**

Long Beach State 76, San Jose State 63

1978

**Anaheim Convention Center,  
March 2-4**

**First Round:**

(5) Long Beach State 84, (4) Pacific 82  
(3) Cal State Fullerton 88, (6) San Jose State 78  
(2) San Diego State 96, (7) UC Santa Barbara 50

**Semifinals:**

Cal State Fullerton 64, San Diego State 50  
Long Beach State 68, (1) Fresno State 62 (ot)

**Championship:**

Cal State Fullerton 64, Long Beach State 53

1979

**Anaheim Convention Center,  
March 1-3**

**First Round:**

(3) Fresno State 75, (6) UC Santa Barbara 62  
(2) Utah State 85, (7) San Jose State 78  
(5) Long Beach State 79, (4) Cal State Fullerton 70  
(1) Pacific 57, (8) UC Irvine 52

**Semifinals:**

Pacific 74, Long Beach State 69  
Utah State 81, Fresno State 74

**Championship:**

Pacific 82, Utah State 73

1980

**Anaheim Convention Center,  
February 28-March 1**

**First Round:**

(4) San Jose State 73, (5) UC Santa Barbara 66  
(2) Long Beach State 64, (7) UC Irvine 56  
(3) Pacific 70, (6) Cal State Fullerton 58

**Semifinals:**

San Jose State 94, (1) Utah State 68  
Long Beach State 72, Pacific 70

**Championship:**

San Jose State 57, Long Beach State 55

1981

**Anaheim Convention Center,  
March 5-7**

**First Round:**

(2) San Jose State 63, (7) Cal State Fullerton 54  
(3) Long Beach State 83, (6) Pacific 77  
(5) Utah State 93, (4) UC Irvine 90

**Semifinals:**

(1) Fresno State 71, Utah State 57  
San Jose State 64, Long Beach State 50

**Championship:**

Fresno State 52, San Jose State 48

1982

**Anaheim Convention Center,  
March 3-5**

**First Round:**

(3) Cal State Fullerton 64, (6) Pacific 52  
(2) UC Irvine 90, (7) Utah State 64  
(4) Long Beach State 71, (5) San Jose State 68

**Semifinals:**

(1) Fresno State 76, Long Beach State 55  
Cal State Fullerton 62, UC Irvine 61

**Championship:**

Fresno State 69, Cal State Fullerton 57

1983

**Inglewood Forum,  
March 10-12**

**First Round:**

(6) San Jose State 80, (3) Utah State 66  
(4) Fresno State 86, (5) UC Irvine 68  
(1) UNLV 74, (8) Pacific 67  
(7) Long Beach State 61, (2) Cal State Fullerton 59

**Semifinals:**

UNLV 67, Long Beach State 64  
Fresno State 53, San Jose State 47 (ot)

**Championship:**

UNLV 66, Fresno State 63 (ot)

1984

**Inglewood Forum,  
March 8-10**

**First Round:**

(4) Utah State 79, (5) New Mexico State 77  
(2) UC Irvine 77, (7) Long Beach State 65  
(1) UNLV 70, (8) San Jose State 55  
(3) Fresno State 53, (6) Cal State Fullerton 51

**Semifinals:**

UNLV 91, Utah State 78  
Fresno State 71, UC Irvine 57

**Championship:**

Fresno State 51, UNLV 49

1985

**Inglewood Forum, March 7-9**

**First Round:**

(5) San Jose State 92, (4) Utah State 56  
(3) Cal State Fullerton 79, (6) UC Irvine 68  
(1) UNLV 89, (8) Pacific 58  
(2) Fresno State 56, (7) UC Santa Barbara 50

**Semifinals:**

Cal State Fullerton 56, Fresno State 54  
UNLV 60, San Jose State 59

**Championship:**

UNLV 79, Cal State Fullerton 61

1986

**Inglewood Forum,  
March 6-8**

**First Round:**

(5) Pacific 55, (4) San Jose State 53  
(3) New Mexico State 74, (6) Utah State 71  
(1) UNLV 68, (8) Fresno State 49  
(7) Cal State Fullerton 66, (2) UC Irvine 58

**Semifinals:**

UNLV 75, Cal State Fullerton 65  
New Mexico State 75, Pacific 61

**Championship:**

UNLV 75, New Mexico State 55

1987

**Inglewood Forum,  
March 5-7**

**First Round:**

(3) San Jose State 71, (6) New Mexico State 54  
(2) UC Santa Barbara 87, (7) Utah State 79  
(5) Cal State Fullerton 97, (4) UC Irvine 81  
(1) UNLV 105, (8) Long Beach State 70

**Semifinals:**

UNLV 99, Cal State Fullerton 65  
San Jose State 70, UC Santa Barbara 69

**Championship:**

UNLV 94, San Jose State 69

1988

**Inglewood Forum,  
March 9-12**

**First Round:**

(8) Cal State Fullerton 73, (9) Fresno State 59  
(7) San Jose State 76, (10) Pacific 60

**Second Round:**

(5) UC Irvine 74, (4) Long Beach State 69  
(2) Utah State 80, San Jose State 72  
(3) UC Santa Barbara 56, (6) New Mexico State 52  
(1) UNLV 61, Cal State Fullerton 56

**Semifinals:**

UC Irvine 74, UNLV 70  
Utah State 73, UC Santa Barbara 66

**Championship:**

Utah State 86, UC Irvine 79

1989

**Long Beach Arena,  
March 8-11**

**First Round:**

(7) Fresno State 64, (10) San Jose State 60  
(8) UC Irvine 68, (9) Pacific 62

**Second Round:**

(4) Cal State Fullerton 87, (5) Utah State 86 (ot)  
(3) UC Santa Barbara 69, (6) Long Beach State 57  
(2) New Mexico State 60, Fresno State 59  
(1) UNLV 102, UC Irvine 82

**Semifinals:**

UNLV 99, Cal State Fullerton 83  
New Mexico State 67, UC Santa Barbara 63

**Championship:**

UNLV 68, New Mexico State 62

1990

**Long Beach Arena,  
March 7-11**

**First Round:**

(7) Cal State Fullerton 82, (10) UC Irvine 63  
(9) Fresno State 71, (8) San Jose State 56

**Second Round:**

(1) New Mexico State 72, Fresno State 66  
(4) Long Beach State 86, (5) Utah State 68  
(6) Pacific 65, (3) UC Santa Barbara 62  
(2) UNLV 115, Cal State Fullerton 93

**Semifinals:**

Long Beach State 90, New Mexico State 85  
UNLV 99, Pacific 72

**Championship:**

UNLV 92, Long Beach State 74

# BIG WEST TOURNAMENT RESULTS

## Big West Conference Tournament Results

1991

Long Beach Arena,  
March 8-10

**First Round:**

- (3) Pacific 74, (6) Cal State Fullerton 67  
(1) UNLV 49, (8) Long Beach State 29  
(7) Fresno State 88, (2) New Mexico State 82  
(5) UC Santa Barbara 80, (4) Utah State 76

**Semifinals:**

- Fresno State 87, Pacific 70  
UNLV 95, UC Santa Barbara 67

**Championship:**

- UNLV 98, Fresno State 74

1992

Long Beach Arena,  
March 13-15

**First Round:**

- (8) UC Irvine 88, (1) UC Santa Barbara 67  
(5) Pacific 86, (4) Utah State 69  
(3) Long Beach State 77, (6) Cal State Fullerton 71  
(2) New Mexico State 86, (7) Fresno State 85

**Semifinals:**

- Pacific 81, UC Irvine 69  
New Mexico State 88, Long Beach State 72

**Championship:**

- New Mexico State 74, Pacific 73

1993

Long Beach Arena,  
March 12-14

**First Round:**

- (6) UC Santa Barbara 57, (3) Pacific 54  
(1) New Mexico State 87, (8) UC Irvine 76  
(2) UNLV 104, (7) Utah State 86  
(4) Long Beach State 80, (5) Cal State Fullerton 68

**Semifinals:**

- New Mexico State 82, UC Santa Barbara 77  
Long Beach State 79, UNLV 77

**Championship:**

- Long Beach State 70, New Mexico State 62

1994

Thomas & Mack Center, March 10-13

**First Round:**

- (10) UC Irvine 53, (7) UC Santa Barbara 48  
(9) Nevada 68, (8) Cal State Fullerton 64

**Second Round:**

- UC Irvine 78, (2) Utah State 68  
(6) Pacific 87, (3) Long Beach State 74  
(5) UNLV 83, (4) San Jose State 69  
(1) New Mexico State 68, Nevada 67 (OT)

**Semifinals:**

- UC Irvine 82, Pacific 78  
New Mexico State 82, UNLV 64

**Championship:**

- New Mexico State 70, UC Irvine 64

1995

Thomas & Mack Center, March 9-12

**First Round:**

- (7) UNLV 77, (10) San Jose State 66  
(8) UC Irvine 76, (9) Cal State Fullerton 69

**Second Round:**

- (2) New Mexico State 96, UNLV 76  
(3) Long Beach State 67, (6) UC Santa Barbara 64  
UC Irvine 76, (1) Utah State 72  
(4) Nevada 64, (5) Pacific 62

**Semifinals:**

- Long Beach State 87, New Mexico State 79  
Nevada 88, UC Irvine 69

**Championship:**

- Long Beach State 76, Nevada 69 (OT)

1996

Lawlor Events Center, March 8-10

**First Round:**

- (4) Utah State 70, (5) Nevada 65  
(6) San Jose State 77, (3) Pacific 57

**Semifinals:**

- Utah State 86, (1) Long Beach State 73  
San Jose State 71, (2) UC Irvine 67

**Championship:**

- San Jose State 76, Utah State 75 (OT)

1997

Lawlor Events Center, March 7-9

**First Round:**

- (W1) Pacific 68, (E4) Boise State 52  
(E2) Utah State 81, (W3) UC Santa Barbara 66  
(E1) Nevada 80, (W4) Cal State Fullerton 55  
(E3) New Mexico State 88, (W2) Long Beach State 76

**Semifinals:**

- Pacific 71, Utah State 54  
Nevada 80, New Mexico State 63

**Championship:**

- Pacific 63, Nevada 55

1998

Lawlor Events Center, March 6-8

**First Round:**

- (E1) Utah State 69, (W4) Long Beach State 61  
(W2) Cal State Fullerton 89, (E3) Boise State 82  
(W1) Pacific 82, (E4) Idaho 74  
(E2) Nevada 81, (W3) UC Irvine 72

**Semifinals:**

- Utah State 65, Cal State Fullerton 56  
Pacific 67, Nevada 62

**Championship:**

- Utah State 78, Pacific 63

1999

Lawlor Events Center, March 4-6

**First Round:**

- (W1) UC Santa Barbara 75, (E4) Utah State 74  
(E2) New Mexico State 89, (W3) Pacific 78  
(E1) Boise State 77, (W4) Cal State Fullerton 60  
(W2) Long Beach State 81, (E3) Idaho 76

**Semifinals:**

- New Mexico State 78, UC Santa Barbara 67  
Boise State 71, Long Beach State 58

**Championship:**

- New Mexico State 79, Boise State 69

2000

Lawlor Events Center, March 9-11

**First Round:**

- (W1) Long Beach State 97, (E4) Idaho 86  
(E2) New Mexico State 70, (W3) UC Irvine 51  
(E1) Utah State 64, (W4) Pacific 41  
(E3) Nevada 85, (W2) UC Santa Barbara 78

**Semifinals:**

- New Mexico State 89, Long Beach State 84 (ot)  
Utah State 69, Nevada 64

**Championship:**

- Utah State 71, New Mexico State 66

2001

Anaheim Convention Center, March 8-10

**First Round:**

- (6) Boise State 95, (3) Long Beach State 70  
(2) Utah State 74, (7) Cal State Fullerton 43  
(1) UC Irvine 71, (8) Cal Poly 66  
(5) Pacific 71, (4) UC Santa Barbara 69 (ot)

**Semifinals:**

- Utah State 67, Boise State 48  
Pacific 74, UC Irvine 58

**Championship:**

- Utah State 50, Pacific 38

2002

Anaheim Convention Center, March 7-9

**First Round:**

- (4) Pacific 78, (5) Cal State Northridge 66  
(1) Utah State 61, (8) Idaho 41  
(2) UC Irvine 72, (7) Long Beach State 65  
(3) UC Santa Barbara 74, (6) Cal Poly 65

**Semifinals:**

- Utah State 69, Pacific 65  
UC Santa Barbara 66, UC Irvine 61

**Championship:**

- UC Santa Barbara 60, Utah State 56

2003

Anaheim Convention Center, March 13-15

**First Round:**

- (4) Cal Poly 54, (5) Idaho 50  
(1) UC Santa Barbara 53, (8) Pacific 44  
(2) UC Irvine 70, (7) Cal State Northridge 64 (ot)  
(3) Utah State 89, (6) Cal State Fullerton 83 (ot)

**Semifinals:**

- Cal Poly 67, UC Santa Barbara 52  
Utah State 62, UC Irvine 55

**Championship:**

- Utah State 57, Cal Poly 54

2004

Anaheim Convention Center, March 10-13

**First Round:**

- (#5) UC Riverside 72, (#8) Cal Poly 63  
(#6) CS Northridge 80, (#7) CS Fullerton 70

**Quarterfinals:**

- Cal State Northridge 61, (#3) UC Santa Barbara 58  
(#4) Idaho 66, UC Riverside 58

**Semifinals:**

- Cal State Northridge 63, (#1) Utah State 62  
(#2) Pacific 67, Idaho 61

**Championship:**

- Pacific 75, Cal State Northridge 73

2005

Anaheim Convention Center, March 9-12

**First Round:**

- (#5) UC Irvine 80, (#8) Idaho 67  
(#7) UC Santa Barbara 55, (#6) Long Beach State 49

**Quarterfinals:**

- (#3) Cal State Fullerton 66, UC Santa Barbara 55  
(#4) Cal State Northridge 72, UC Irvine 56

**Semifinals:**

- (#1) Pacific 63, (#4) Cal State Northridge 61  
(#2) Utah State 84, (#3) Cal State Fullerton 77

**Championship:**

- Utah State 65, Pacific 52

# BIG WEST TOURNAMENT RESULTS

## Big West Conference Tournament Championship Games

Year	(Seed) Champion	Coach	Score	(Seed) Runner-up	Site of Finals	Attendance
1976	(3) San Diego State	Tim Vezie	76-64	(4) Pacific	Stockton, CA	2,000
1977	(1) Long Beach State	Dwight Jones	76-63	(3) San Jose State	Anaheim, CA	4,222
1978	(3) Cal State Fullerton	Bobby Dye	64-53	(5) Long Beach State	Anaheim, CA	6,692
1979	(1) Pacific	Stan Morrison	82-73	(2) Utah State	Anaheim, CA	4,670
1980	(4) San Jose State	Bill Berry	57-55	(2) Long Beach State	Anaheim, CA	5,158
1981	(1) Fresno State	Boyd Grant	52-48	(2) San Jose State	Anaheim, CA	5,239
1982	(1) Fresno State	Boyd Grant	69-57	(3) Cal State Fullerton	Anaheim, CA	7,433
1983	(1) UNLV	Jerry Tarkanian	66-63 (ot)	(4) Fresno State	Inglewood, CA	11,022
1984	(3) Fresno State	Boyd Grant	51-49	(1) UNLV	Inglewood, CA	13,816
1985	(1) UNLV	Jerry Tarkanian	79-61	(3) Cal State Fullerton	Inglewood, CA	10,847
1986	(1) UNLV	Jerry Tarkanian	75-55	(3) New Mexico State	Inglewood, CA	9,138
1987	(1) UNLV	Jerry Tarkanian	94-69	(3) San Jose State	Inglewood, CA	11,687
1988	(2) Utah State	Rod Tueller	86-79	(5) UC Irvine	Inglewood, CA	7,994
1989	(1) UNLV	Jerry Tarkanian	68-62	(2) New Mexico State	Long Beach, CA	7,034
1990	(2) UNLV	Jerry Tarkanian	92-74	(4) Long Beach State	Long Beach, CA	9,607
1991	(1) UNLV	Jerry Tarkanian	98-74	(7) Fresno State	Long Beach, CA	11,045
1992	(2) New Mexico State	Neil McCarthy	74-73	(5) Pacific	Long Beach, CA	1,631
1993	(4) Long Beach State	Seth Greenberg	70-62	(1) New Mexico State	Long Beach, CA	4,543
1994	(1) New Mexico State	Neil McCarthy	70-64	(10) UC Irvine	Las Vegas, NV	4,052
1995	(3) Long Beach State	Seth Greenberg	76-69 (ot)	(4) Nevada	Las Vegas, NV	3,017
1996	(6) San Jose State	Stan Morrison	76-75 (ot)	(4) Utah State	Reno, NV	3,869
1997	(W1) Pacific	Bob Thomason	63-55	(E1) Nevada	Reno, NV	8,709
1998	(E1) Utah State	Larry Eustachy	78-63	(W1) Pacific	Reno, NV	3,748
1999	(E2) New Mexico State	Lou Henson	79-69	(E1) Boise State	Reno, NV	2,941
2000	(E1) Utah State	Stew Morrill	71-66	(E2) New Mexico State	Reno, NV	3,159
2001	(2) Utah State	Stew Morrill	50-38	(5) Pacific	Anaheim, CA	2,524
2002	(3) UC Santa Barbara	Bob Williams	60-56	(1) Utah State	Anaheim, CA	3,020
2003	(3) Utah State	Stew Morrill	57-54	(4) Cal Poly	Anaheim, CA	3,228
2004	(2) Pacific	Bob Thomason	75-73	(6) Cal State Northridge	Anaheim, CA	2,949
2005	(2) Utah State	Stew Morrill	65-52	(1) Pacific	Anaheim, CA	5,229

## Big West Conference Tournament Team vs. Team Records

	Current Members								Former Members									
	CP	CSF	CSN	LBSU	UCI	UCR	UCSB	PAC	BSU	NMSU	NEV	UNT	SDSU	FSU	SJSU	UNLV	UI	USU
Cal Poly	Big	---	---	---	0-1	0-1	1-1	---	---	---	---	---	---	---	---	1-0	0-1	
Cal State Fullerton	---	West	0-1	1-5	5-1	---	1-0	2-3	1-1	---	0-2	---	1-0	2-2	1-1	0-6	---	1-4
Cal State Northridge	---	1-0	Big	---	1-1	---	1-0	0-3	---	---	---	---	---	---	---	---	---	1-0
Long Beach State	---	5-1	---	West	1-3	---	1-2	3-2	0-2	3-3	1-0	---	---	1-1	2-2	1-4	2-0	1-2
UC Irvine	1-0	1-5	1-1	3-1	Big	---	2-1	2-3	---	0-3	0-2	---	---	0-2	0-1	1-1	1-0	3-3
UC Riverside	1-0	---	---	---	---	West	---	---	---	---	---	---	---	---	---	---	0-1	---
UC Santa Barbara	1-1	0-1	0-1	2-1	1-2	---	Big	2-2	---	1-3	0-1	---	0-1	0-2	0-3	0-1	---	4-2
Pacific	---	3-2	3-0	2-3	3-2	---	2-2	West	1-0	0-3	2-1	---	0-1	0-1	1-2	0-3	2-0	3-5

records read across

TEAM	YRS	TOTAL	PCT.	TEAM	YRS	TOTAL	PCT.
Cal Poly	4	2-4	.333	UC Irvine	23	15-23	.395
Cal State Fullerton	27	15-26	.366	UC Riverside	1	1-1	.500
Cal State Northridge	4	4-4	.500	UC Santa Barbara	22	11-21	.344
Long Beach State	24	21-22	.488	Pacific	28	22-25	.468

Former Members	BSU	CP	CSF	CSN	LBSU	NMSU	SJSU	UCI	UCR	UCSB	UNLV	NEV	UI	PAC	USU	SDSU	FSU	TOT.	PCT.	YRS.
Boise State	---	---	1-1	---	2-0	0-1	---	---	---	---	---	---	---	0-1	0-1	---	---	3-4	.429	4
Fresno State	---	---	2-2	---	1-1	1-3	4-0	2-0	---	2-0	1-3	---	---	1-0	1-1	0-1	---	15-11	.577	14
Idaho	---	0-1	---	---	0-2	---	---	0-1	1-0	---	---	---	---	0-2	0-1	---	---	1-7	.125	7
San Diego State	---	---	0-1	---	---	---	1-1	---	---	1-0	---	---	---	1-0	---	---	1-0	4-2	.667	3
UNLV	---	---	6-0	---	4-1	2-2	5-0	1-1	---	1-0	---	---	---	3-0	2-0	---	3-1	27-5	.844	12
San Jose State	---	---	1-1	---	2-2	1-0	---	1-0	---	3-0	0-5	---	---	2-1	4-2	1-1	0-4	15-16	.484	18
New Mexico State	1-0	---	---	---	3-3	---	0-1	3-0	---	3-1	2-2	1-1	---	3-0	1-2	---	3-1	20-11	.645	14
Nevada	---	---	2-0	---	0-1	1-1	---	2-0	---	1-0	---	---	---	1-2	0-2	---	---	7-6	.538	6
Utah State	1-0	1-0	4-1	0-1	2-1	2-1	2-4	3-3	---	2-4	0-2	2-0	1-0	5-3	---	---	1-1	26-21	.553	27

# BIG WEST TOURNAMENT RESULTS

## Big West Conference All-Tournament Teams

### 1978

**Greg Bunch, Cal State Fullerton**  
Michael Wiley, Long Beach State  
Francois Wise, Long Beach State  
Mike Linden, Cal State Fullerton  
Keith Anderson, Cal State Fullerton  
Art Williams, Fresno State

### 1979

**Ron Cornelius, Pacific**  
Art Williams, Fresno State  
Keith McDonald, Utah State  
Francois Wise, Long Beach State  
Dean Hunger, Utah State  
Terence Carney, Pacific

### 1980

**Wally Rank, San Jose State**  
Ron Cornelius, Pacific  
Michael Wiley, Long Beach State  
Mickey Jackson, San Jose State  
Francois Wise, Long Beach State  
Michael Mendez, San Jose State

### 1981

**Sid Williams, San Jose State**  
Rod Higgins, Fresno State  
Donald Mason, Fresno State  
Pete Verhoeven, Fresno State  
Bobby Anderson, Fresno State  
Brian Jackson, Utah State

### 1982

**Donald Mason, Fresno State**  
Rod Higgins, Fresno State  
Randy Whieldon, UC Irvine  
Tony Neal, Cal State Fullerton  
Kevin Magee, UC Irvine  
Leon Wood, Cal State Fullerton

### 1983

**Sidney Green, UNLV**  
Chris McNealy, San Jose State  
Ron Anderson, Fresno State  
Michael Zeno, Long Beach State  
Larry Anderson, UNLV  
Mitch Arnold, Fresno State

### 1984

**Richie Adams, UNLV**  
Ron Anderson, Fresno State  
Bernard Thompson, Fresno State  
Ben McDonald, UC Irvine  
Danny Tarkanian, UNLV  
Eric Booker, UNLV

### 1985

**Richie Adams, UNLV**  
Tony Neal, Cal State Fullerton  
Kevin Henderson, Cal State Fullerton  
Freddie Banks, UNLV  
Ward Farris, San Jose State  
Mitch Arnold, Fresno State

### 1986

**Anthony Jones, UNLV**  
Rich Anema, Pacific  
Kenny Travis, New Mexico State  
Gilbert Wilburn, New Mexico State  
Armon Gilliam, UNLV  
Freddie Banks, UNLV

### 1987

**Freddie Banks, UNLV**  
Jarvis Basnight, UNLV  
Ricky Berry, San Jose State  
Armon Gilliam, UNLV  
Henry Turner, Cal State Fullerton  
Brian Vaughns, UC Santa Barbara

### 1988

**Wayne Engelstad, UC Irvine**  
Dan Conway, Utah State  
Mike Hess, UC Irvine  
Richard Morton, Cal State Fullerton  
Kevin Nixon, Utah State  
Brian Shaw, UC Santa Barbara

### 1989

**Stacey Augmon, UNLV**  
Cedric Ceballos, Cal State Fullerton  
Jervis Cole, Fresno State  
Keith Hill, New Mexico State  
Anderson Hunt, UNLV  
Eric McArthur, UC Santa Barbara

### 1990

**Larry Johnson, UNLV**  
David Butler, UNLV  
Stacey Augmon, UNLV  
Anderson Hunt, UNLV  
Lucious Harris, Long Beach State  
Tyrone Mitchell, Long Beach State  
Cedric Ceballos, Cal State Fullerton

### 1991

**Larry Johnson, UNLV**  
Stacey Augmon, UNLV  
Anderson Hunt, UNLV  
George Ackles, UNLV  
Dell Demps, Pacific  
Dave Barnett, Fresno State

### 1992

**Sam Crawford, New Mexico State**  
Eric Traylor, New Mexico State  
Cliff Reed, New Mexico State  
Dell Demps, Pacific  
Tony Amundsen, Pacific  
Bryon Russell, Long Beach State

### 1993

**Lucious Harris, Long Beach State**  
Sam Crawford, New Mexico State  
Tracey Ware, New Mexico State  
Rod Hannibal, Long Beach State  
Bryon Russell, Long Beach State  
J.R. Rider, UNLV

### 1994

**\*Chris Brown, UC Irvine**  
**\*James Dockery, New Mexico State**  
Lloyd Mumford, UC Irvine  
Rodney Walker, New Mexico State  
Skip McCoy, New Mexico State  
Ken Gibson, UNLV

### 1995

**Brian Green, Nevada**  
Terrance O'Kelley, Long Beach State  
Joe McNaull, Long Beach State  
Eathan O'Bryant, Nevada  
Troy Brewer, New Mexico State  
Raimonds Miglinieks, UC Irvine

### 1996

**Olivier Saint-Jean, San Jose State**  
Antwan Smith, Utah State  
Raimonds Miglinieks, UC Irvine  
Tito Addison, San Jose State  
Justin Jones, Utah State  
Silas Mills, Utah State

### 1997

**\*Corey Anders, Pacific**  
**\*Faron Hand, Nevada**  
Tim Bowman, Pacific  
Rayne Mahaffey, Pacific  
Jimmy Carroll, Nevada  
Marcus Saxon, Utah State

### 1998

**Marcus Saxon, Utah State**  
Michael Olowokandi, Pacific  
Kevin Rice, Utah State  
Donnie Johnson, Utah State  
Paul Culbertson, Nevada  
Mike Tolman, Boise State

### 1999

**Billy Keys, New Mexico State**  
Charles Gosa, New Mexico State  
Roberto Bergersen, Boise State  
Abe Jackson, Boise State  
Antrone Lee, Long Beach State  
B.J. Bunton, UC Santa Barbara

### 2000

**\*Shawn Daniels, Utah State**  
**\*Troy Rolle, Utah State**  
Billy Keys, New Mexico State  
Eric Channing, New Mexico State  
Mate Milisa, Long Beach State  
Terrance Green, Nevada

### 2001

**Bernard Rock, Utah State**  
Shawn Daniels, Utah State  
Curtis Bobb, Utah State  
Peter Heizer, Pacific  
Maurice McLemore, Pacific  
Jerry Green, UC Irvine  
Kejuan Woods, Boise State

### 2002

**Nick Jones, UC Santa Barbara**  
Tony Brown, Utah State  
Jerry Green, UC Irvine  
Branduinn Fullove, UC Santa Barbara  
Desmond Penigar, Utah State  
Mike Preston, Pacific

### 2003

**Desmond Penigar, Utah State**  
Cardell Butler, Utah State  
Mark Brown, Utah State  
Varnie Dennis, Cal Poly  
Jason Allen, Cal Poly  
Mike Hood, UC Irvine

### 2004

**Ian Boylan, Cal State Northridge**  
Joseph Frazier, Cal State Northridge  
Tyrone Hayes, Idaho  
Miah Davis, Pacific  
Guillaume Yango, Pacific  
Vili Morton, UC Riverside

### 2005

**Jaycee Carroll, Utah State**  
Spencer Nelson, Utah State  
Nate Harris, Utah State  
Guillaume Yango, Pacific  
Ian Boylan, Cal State Northridge  
Yaphett King, Cal State Fullerton

**BOLD FACE** = Tournament MVP.  
\*Co-MVPs.  
Tournament MVPs only were selected  
in '76 & '77.  
1976- Will Connolly, San Diego State  
1977- Michael Wiley, Long Beach State

### Number of All-Tournament Team Members:

*UNLV	25
*Utah State	25
Pacific	17
Long Beach State	16
*New Mexico State	16
*Fresno State	15
Cal State Fullerton	12
UC Irvine	12
*San Jose State	9
*Nevada	6
UC Santa Barbara	6
*Boise State	4
Cal State Northridge	3
Cal Poly	2
UC Riverside	1
*Idaho	1

\*Former Member

# BIG WEST TOURNAMENT RECORDS

## Big West Conference Tournament Record Book

### INDIVIDUAL RECORDS

#### **Most Points**

Game: 36, Ricky Berry, San Jose State vs. Pacific, 3-9-88;  
36, Lucious Harris, Long Beach State vs. UNLV, 3-13-93  
36, Mate Milisa, Long Beach State vs. Idaho, 3-9-00  
Half: 27, Olivier Saint-Jean, San Jose State vs. Utah State, 3-10-96

#### **Most Field Goals Made**

Game: 14, Larry Johnson, UNLV vs. Cal State Fullerton, 3-9-90  
14, Michael Olowokandi, Pacific vs. Utah State, 3-8-98

#### **Most Field Goals Attempted**

Game: 30, Wayne Engelstad, UC Irvine vs. Utah State, 3-12-88

#### **Best Field Goal Percentage (minimum 10 attempts)**

Game: .917, Kevin Bowland, San Jose State (11 of 12) vs.  
Long Beach State, 3-4-82

#### **Most Three-Point Field Goals Made**

Game: 11, Chris Brown, UC Irvine vs. New Mexico State, 3-13-94

#### **Most Free Throws Made**

Game: 16, Wally Rank, San Jose State vs. UC Santa Barbara, 2-28-80

#### **Most Free Throws Attempted**

Game: 18, Wally Rank, San Jose State vs. UC Santa Barbara, 2-28-80

#### **Best Free Throw Percentage (minimum 10 attempts)**

Game: 1.000 (13 of 13), Leon Wood, CS Fullerton vs. Pacific, 3-3-82  
1.000 (11 of 11), Cedric Ceballos, CS Fullerton vs. UNLV, 3-9-90  
1.000 (10 of 10), Michael Mendez, San Jose St. vs. Utah St., 3-1-79  
1.000 (10 of 10), Steve Colter, New Mexico St. vs. Utah St., 3-8-84  
1.000 (10 of 10), Enoch Davis, New Mexico St. vs. LBSU, 3-7-97  
1.000 (10 of 10), Anthony Bolton, CS Fullerton vs. Utah St., 3-13-03  
1.000 (10 of 10), Mark Brown, Utah State vs. CS Fullerton, 3-13-03  
1.000 (10 of 10), Tyrone Hayes, Idaho vs. UC Riverside, 3-11-04

#### **Most Consecutive Free Throws Made**

Game: 15, Wally Rank, San Jose State vs. UC Santa Barbara, 2-28-80

#### **Most Rebounds**

Game: 18, Greg Bunch, Cal State Fullerton vs. Pacific, 3-6-76;  
18, Andre Patterson, New Mexico State vs. Utah State, 3-8-84

#### **Most Assists**

Game: 13, Mark Wade, UNLV vs. New Mexico State, 3-8-86;  
13, Greg Anthony, UNLV vs. Fresno State, 3-10-91  
13, Jay Goodman, Utah State vs. UNLV, 3-12-93

#### **Most Blocked Shots**

Game: 8, Steve Shaw, Cal State Fullerton vs. Long Beach State, 3-4-78

#### **Most Steals**

Game: 8, Sam Crawford, New Mexico State vs. Fresno State, 3-12-92

### TEAM RECORDS

#### **Most Points**

Game: 115, UNLV vs. Cal State Fullerton (93), 3-9-90  
Half: 66, UNLV (2nd half) vs. Cal State Fullerton, 3-9-90

#### **Fewest Points**

Game: 29, Long Beach State vs. UNLV (49), 3-8-91  
Half: 8, Long Beach State (1st half) vs. UNLV, 3-8-91

#### **Most Field Goals Made**

Game: 44, UNLV vs. Long Beach State, 3-5-87

#### **Most Field Goals Attempted**

Game: 91, UNLV vs. Long Beach State, 3-5-87

#### **Best Field Goal Percentage**

Game: .741, San Diego State (43 of 58) vs. UC Santa Barbara, 3-2-78

#### **Most Free Throws Made**

Game: 37, Utah State (att. 48) vs. Long Beach State, 3-9-96

#### **Most Free Throws Attempted**

Game: 49, Cal State Fullerton vs. Boise State, 3-6-98

#### **Best Free Throw Percentage**

Game: .917, Cal State Fullerton (22 of 24) vs. Pacific, 3-2-82

#### **Most Consecutive Free Throws Made**

Game: 16, Idaho vs. UC Riverside, 3-11-04

#### **Most Rebounds**

Game: 59, UNLV vs. Long Beach State, 3-5-87

#### **Most Personal Fouls**

Game: 36, UC Santa Barbara vs. San Jose State, 2-28-80

#### **Most Assists**

Game: 29, San Diego State vs. UC Santa Barbara, 3-2-78;  
29, UNLV vs. Fresno State, 3-10-91

#### **Most Turnovers**

Game: 32, UC Irvine vs. New Mexico State, 3-12-93

#### **Most Three-Point Field Goals Made**

Game: 14, Boise State vs. Cal State Fullerton, 3-6-98

#### **Most Steals**

Game: 22, New Mexico State vs. UC Irvine, 3-12-93

### MISCELLANEOUS RECORDS

#### **Most Points, Both Teams**

208, UNLV (115) vs. Cal State Fullerton (93), 3-9-90

#### **Lowest Winning Score**

49, UNLV in 49-29 win over Long Beach State, 3-8-91

#### **Highest Losing Score**

93, Cal State Fullerton in 115-93 loss to UNLV, 3-9-90

#### **Largest Winning Margin**

36, San Jose State 92, Utah State 56, 3-7-85

#### **Longest Game**

1 overtime - Long Beach State 65, Cal State Fullerton 64, 3-5-77  
Long Beach State 68, Fresno State 62, 3-3-79  
Fresno State 53, San Jose State 47, 3-11-83  
UNLV 66, Fresno State 63, 3-12-83  
Cal State Fullerton 87, Utah State 86, 3-9-89  
New Mexico State 86, Fresno State 85, 3-13-92  
New Mexico State 68, Nevada 67, 3-11-94  
Long Beach State 76, Nevada 69, 3-12-95  
San Jose State 76, Utah State 75, 3-10-96  
New Mexico State 89, Long Beach State 84, 3-10-00  
Pacific 71, UC Santa Barbara 69, 3-8-01  
UC Irvine 70, Cal State Northridge, 3-13-03  
Utah State 89, Cal State Fullerton, 3-13-03

#### **Championship Game Attendance**

13,816 Fresno State 51, UNLV 49, 3-10-1984 (The Forum)

# NCAA TOURNAMENT RESULTS

## NCAA Tournament Year-By-Year Results

**1970**  
**WEST REGIONAL**  
 Long Beach State 92, Weber State 73 (1st Round)  
 UCLA 88, Long Beach State 65 (Semifinals)  
 Santa Clara 89, Long Beach State 86 (Consolation)

**1971**  
**WEST REGIONAL**  
 Long Beach State 77, Weber State 66 (1st Round)  
 Long Beach State 78, Pacific 65 (Semifinals)  
 UCLA 57, Long Beach State 55 (Championship)

**1972**  
**WEST REGIONAL**  
 Long Beach State 95, BYU 90 - OT (1st Round)  
 Long Beach State 75, San Francisco 55 (Semifinals)  
 UCLA 73, Long Beach State 57 (Championship)

**1973**  
**WEST REGIONAL**  
 Long Beach State 88, Weber State 75 (1st Round)  
 San Francisco 77, Long Beach State 67 (Semifinals)  
 Long Beach State 84, Arizona State 80 (Consolation)

**1974**  
**WEST REGIONAL**  
 Dayton 88, Cal State Los Angeles 80 (1st Round)

**1975**  
**WEST REGIONAL**  
 UNLV 90, San Diego State 80 (1st Round)

**1976**  
**WEST REGIONAL**  
 UCLA 74, San Diego State 64 (1st Round)

**1977**  
**WEST REGIONAL**  
 Idaho State 83, Long Beach State 72 (1st Round)

**1978**  
**WEST REGIONAL**  
 Cal State Fullerton 90, New Mexico 85 (1st Round)  
 Cal State Fullerton 75, San Francisco 72 (Semifinals)  
 Arkansas 61, Cal State Fullerton 58 (Championship)

**1979**  
**WEST REGIONAL**  
 USC 86, Utah State 67 (1st Round)  
 Marquette 73, Pacific 48 (1st Round)

**1980**  
**WEST REGIONAL**  
 Clemson 76, Utah State 73 (1st Round)  
**MIDWEST REGIONAL**  
 Missouri 61, San Jose State 51 (1st Round)

**1981**  
**WEST REGIONAL**  
 Northeastern 55, Fresno State 53 (1st Round)

**1982**  
**WEST REGIONAL**  
 Fresno State 50, West Virginia 46 (2nd Round)  
 Georgetown 58, Fresno State 40 (Semifinals)

**1983**  
**WEST REGIONAL**  
 North Carolina State 71, UNLV 70 (2nd Round)  
**MIDWEST REGIONAL**  
 Iowa 64, Utah State 59 (1st Round)

**1984**  
**WEST REGIONAL**  
 UNLV 68, Princeton 56 (1st Round)  
 UNLV 73, UTEP 60 (2nd Round)  
 Georgetown 62, UNLV 48 (Semifinals)  
**MIDEAST REGIONAL**  
 Louisiana Tech 66, Fresno State 56 (1st Round)

**1985**  
**WEST REGIONAL**  
 UNLV 85, San Diego State 80 (1st Round)  
 Kentucky 64, UNLV 61 (2nd Round)

**1986**  
**WEST REGIONAL**  
 UNLV 74, Northeast Louisiana 51 (1st Round)  
 UNLV 70, Maryland 64 (2nd Round)  
 Auburn 70, UNLV 63 (Semifinals)

**1987**  
**WEST REGIONAL**  
 UNLV 95, Idaho State 70 (1st Round)  
 UNLV 80, Kansas State 61 (2nd Round)  
 UNLV 92, Wyoming 78 (Semifinals)  
 UNLV 84, Iowa 81 (Championship)  
**FINAL FOUR**  
 Indiana 97, UNLV 93 (Semifinals)

**1988**  
**WEST REGIONAL**  
 UNLV 54, SW Missouri State 50 (1st Round)  
 Iowa 104, UNLV 86 (2nd Round)  
**SOUTHEAST REGIONAL**  
 Maryland 92, UC Santa Barbara 82 (1st Round)  
**MIDWEST REGIONAL**  
 Vanderbilt 80, Utah State 77 (1st Round)

**1989**  
**WEST REGIONAL**  
 UNLV 68, Idaho 56 (1st Round)  
 UNLV 85, DePaul 70 (2nd Round)  
 UNLV 68, Arizona 67 (Semifinals)  
 Seton Hall 84, UNLV 61 (Championship)

**1990**  
**WEST REGIONAL**  
 UNLV 102, Arkansas-Little Rock 72 (1st Round)  
 LMU 111, New Mexico State 92 (1st Round)  
 UNLV 76, Ohio State 65 (2nd Round)  
 UNLV 69, Ball State 67 (Semifinals)  
 UNLV 131, Loyola Marymount 101 (Championship)  
**SOUTHEAST REGIONAL**  
 UC Santa Barbara 70, Houston 66 (1st Round)  
 Michigan State 62, UC Santa Barbara 58 (2nd Round)  
**FINAL FOUR**  
 UNLV 90, Georgia Tech 81 (Semifinals)  
 UNLV 103, Duke 73 (National Championship)

**1991**  
**WEST REGIONAL**  
 UNLV 99, Montana 65 (1st Round)  
 Creighton 64, New Mexico State 56 (1st Round)  
 UNLV 62, Georgetown 54 (2nd Round)  
 UNLV 83, Utah 66 (Semifinals)  
 UNLV 77, Seton Hall 65 (Championship)  
**FINAL FOUR**  
 Duke 79, UNLV 77 (Semifinals)

**1992**  
**WEST REGIONAL**  
 New Mexico State 81, DePaul 73 (1st Round)  
 New Mexico State 81, SW Louisiana 73 (2nd Round)  
 UCLA 85, New Mexico State 78 (Semifinals)

**1993**  
**WEST REGIONAL**  
 Illinois 75, Long Beach State 72 (1st Round)  
**EAST REGIONAL**  
 New Mexico State 93, Nebraska 79 (1st Round)  
 Cincinnati 92, New Mexico State 55 (2nd Round)

**1994**  
**MIDWEST REGIONAL**  
 Oklahoma State 65, New Mexico State 55 (1st Round)

**1995**  
**WEST REGIONAL**  
 Utah 76, Long Beach State 64 (1st Round)

**1996**  
**MIDWEST REGIONAL**  
 Kentucky 110, San Jose State 72 (1st Round)

**1997**  
**WEST REGIONAL**  
 St. Joseph's (Pa.) 75, Pacific 65 (1st Round)

**1998**  
**WEST REGIONAL**  
 Maryland 82, Utah State 68 (1st Round)

**1999**  
**MIDWEST REGIONAL**  
 Kentucky 82, New Mexico State 60 (1st Round)

**2000**  
**SOUTH REGIONAL**  
 Connecticut 75, Utah State 67 (1st Round)

**2001**  
**EAST REGIONAL**  
 Utah State 77, Ohio State 68 (ot) (1st Round)  
 UCLA 75, Utah State 50 (2nd Round)

**2002**  
**WEST REGIONAL**  
 Arizona 86, UC Santa Barbara 81 (1st Round)

**2003**  
**WEST REGIONAL**  
 Kansas 64, Utah State 61 (1st Round)

**2004**  
**ST. LOUIS REGIONAL**  
 Pacific 66, Providence 58 (1st Round)  
 Kansas 78, Pacific 63 (2nd Round)

**2005**  
**ALBUQUERQUE REGIONAL**  
 Pacific 79, Pittsburgh 71 (1st Round)  
 Washington 97, Pacific 79 (2nd Round)

**CHICAGO REGIONAL**  
 Arizona 66, Utah State 53 (1st Round)

**BIG WEST RECORD  
 IN THE NCAA TOURNEY**

First Round	19-26
Second Round	8-8
Consolation	1-1
Regional Semifinals	7-6
Regional Championship	3-4
Final Four	2-2
<b>Total</b>	<b>40-47</b>

# NIT RESULTS

## NIT Tournament Year-By-Year Results

**1978**  
**FIRST ROUND**  
Nebraska 67, Utah State 66 (at Nebraska)

**1980**  
**FIRST ROUND**  
Long Beach State 104, Pepperdine 87 (at Anaheim)

**SECOND ROUND**  
UNLV 90, Long Beach State 81 (at UNLV)

**1981**  
**FIRST ROUND**  
UTEP 57, San Jose State 53 (at UTEP)

**1982**  
**FIRST ROUND**  
UC Irvine 70, San Diego State 69 (at SDSU)

**SECOND ROUND**  
Oklahoma 80, UC Irvine 77 (at OU)

**1983**  
**FIRST ROUND**  
Fresno State 71, UTEP 64 (at FSU)  
Arizona State 87, Cal State Fullerton 83 (at ASU)

**SECOND ROUND**  
Fresno State 72, Michigan State 58 (at MSU)

**THIRD ROUND**  
Fresno State 76, Oregon State 67 (at OSU)

**SEMIFINALS**  
Fresno State 86, Wake Forest 62

**CHAMPIONSHIP**  
Fresno State 69, DePaul 60

**1984**  
**FIRST ROUND**  
Southwestern Louisiana 94, Utah State 92 (at USU)

**1985**  
**FIRST ROUND**  
Fresno State 79, Santa Clara 76 (at FSU)

**SECOND ROUND**  
Fresno State 66, New Mexico 55 (at FSU)

**THIRD ROUND**  
UCLA 53, Fresno State 43 (at UCLA)

**1986**  
**FIRST ROUND**  
UC Irvine 80, UCLA 74 (at UCLA)

**SECOND ROUND**  
Brigham Young 93, UC Irvine 80 (at BYU)

**1987**  
**FIRST ROUND**  
California 72, Cal State Fullerton 68 (at Cal)

**1988**  
**FIRST ROUND**  
Stanford 80, Long Beach State 77 (at Stanford)

**1989**  
**FIRST ROUND**  
Wichita State 70, UC Santa Barbara 62 (at WSU)  
Pepperdine 84, New Mexico State 69 (at NMSU)

**1990**  
**FIRST ROUND**  
Long Beach State 86, Arizona State 71 (at ASU)

**SECOND ROUND**  
Hawaii 84, Long Beach State 79 (at UH)

**1992**  
**FIRST ROUND**  
Texas Christian 73, Long Beach State 61 (at TCU)  
Arizona State 71, UC Santa Barbara 65 (at UCSB)

**1993**  
**FIRST ROUND**  
USC 90, UNLV 74 (at UNLV)  
Pepperdine 53, UC Santa Barbara 50 (at UCSB)

**1995**  
**FIRST ROUND**  
New Mexico State 97, Colorado 83 (at NMSU)  
Illinois State 93, Utah State 87 (ot) (at USU)

**SECOND ROUND**  
New Mexico State 92, Texas-El Paso 89 (ot) (at UTEP)

**THIRD ROUND**  
Virginia Tech 64, New Mexico State 61 (at Va. Tech)

**1997**  
**FIRST ROUND**  
Nevada 97, Fresno State 86 (at FSU)

**SECOND ROUND**  
Nebraska 78, Nevada 68 (at NEV)

**1998**  
**FIRST ROUND**  
Fresno State 73, Pacific 70 (at PAC)

**2000**  
**FIRST ROUND**  
Arizona State 83, New Mexico State 77 (at ASU)  
California 70, Long Beach State 66 (at CAL)

**2001**  
**FIRST ROUND**  
Tulsa 75, UC Irvine 71 (at Tulsa)

**2002**  
**FIRST ROUND**  
Montana State 77, Utah State 69 (at USU)  
Brigham Young 78, UC Irvine 55 (at BYU)

**2003**  
**FIRST ROUND**  
San Diego State 67, UC Santa Barbara 62 (ot) (at SDSU)

**2004**  
**FIRST ROUND**  
Hawai'i 85, Utah State 74 (at USU)

**2005**  
**OPENING ROUND**  
Cal State Fullerton 85, Oregon State 83 (ot) (at OSU)

**FIRST ROUND**  
Cal State Fullerton 85, San Francisco 69 (at USF)

**SECOND ROUND**  
Georgetown 74, Cal State Fullerton 57 (at GU)

## NCAA Tournament Coaching Records

School Coach	Yrs	W-L	CH	4	8	16
CSF Bobby Dye (1978)	1	2-1	0	0	1	0
CSUN Bobby Braswell (2001)	1	0-1	0	0	1	0
LBSU Jerry Tarkanian (1970, 71, 72, 73)	4	7-5	0	0	2	0
Dwight Jones (1977)	1	0-1	0	0	0	0
Seth Greenberg (1993, 95)	2	0-2	0	0	0	0
<b>LBSU Totals</b>	<b>7</b>	<b>7-8</b>	<b>0</b>	<b>0</b>	<b>2</b>	<b>0</b>
UCSB Jerry Pimm (1988, 90)	2	1-2	0	0	0	0
Bob Williams (2002)	1	0-1	0	0	0	0
<b>UCSB Totals</b>	<b>3</b>	<b>1-3</b>	<b>0</b>	<b>0</b>	<b>0</b>	<b>0</b>
PAC Dick Edwards (1966, 67, 71)	3	2-4	0	0	1	0
Stan Morrison (1979)	1	0-1	0	0	0	0
Bob Thomason (1997, 2004, 05)	3	2-3	0	0	0	0
<b>PAC Totals</b>	<b>7</b>	<b>4-8</b>	<b>0</b>	<b>0</b>	<b>1</b>	<b>0</b>

## NIT Coaching Records

School Coach	Yrs	W-L	CH	SM	QR	3rd	2nd	1st
CSF George McQuarn (1983, 87)	2	0-2	0	0	0	0	0	2
Bob Burton (2005)	1	2-1	0	0	0	0	1	0
<b>CSF Totals</b>	<b>3</b>	<b>2-3</b>	<b>0</b>	<b>0</b>	<b>0</b>	<b>0</b>	<b>1</b>	<b>2</b>
LBSU Tex Winter (1980)	1	1-1	0	0	0	0	1	0
Joe Harrington (1988, 90)	2	1-2	0	0	0	0	1	1
Wayne Morgan (2000)	1	0-1	0	0	0	0	0	1
<b>LBSU Totals</b>	<b>4</b>	<b>2-4</b>	<b>0</b>	<b>0</b>	<b>0</b>	<b>0</b>	<b>2</b>	<b>2</b>
UCI Bill Mulligan (1982, 86)	2	2-2	0	0	0	0	2	0
Pat Douglass (2001, 02)	2	0-2	0	0	0	0	0	2
<b>UCI Totals</b>	<b>4</b>	<b>2-4</b>	<b>0</b>	<b>0</b>	<b>0</b>	<b>0</b>	<b>2</b>	<b>2</b>
UCSB Jerry Pimm (1989, 93)	2	0-2	0	0	0	0	0	2
Bob Williams (2003)	1	0-1	0	0	0	0	0	1
<b>UCSB Totals</b>	<b>3</b>	<b>0-3</b>	<b>0</b>	<b>0</b>	<b>0</b>	<b>0</b>	<b>0</b>	<b>3</b>
PAC Bob Thomason (1998)	1	0-1	0	0	0	0	0	1
<b>PAC Totals</b>	<b>1</b>	<b>0-1</b>	<b>0</b>	<b>0</b>	<b>0</b>	<b>0</b>	<b>0</b>	<b>1</b>