

# TABLE OF CONTENTS

## 2009 WOMEN'S VOLLEYBALL MEDIA GUIDE

### THE BIG WEST CONFERENCE

|                                  |     |
|----------------------------------|-----|
| School Directory .....           | IFC |
| This is Big West Volleyball..... | 2-3 |
| Big West Commissioner/Staff..... | 4-5 |
| Big West History .....           | 6-7 |
| Composite Schedule .....         | 8-9 |

### THE TEAMS

|                           |       |
|---------------------------|-------|
| Cal Poly .....            | 10-11 |
| Cal State Fullerton.....  | 12-13 |
| Cal State Northridge..... | 14-15 |
| Long Beach State.....     | 16-17 |
| UC Davis .....            | 18-19 |
| UC Irvine.....            | 20-21 |
| UC Riverside .....        | 22-23 |
| UC Santa Barbara .....    | 24-25 |
| Pacific.....              | 26-27 |

### 2008 IN REVIEW

|   |    |
|---|----|
| Standings/In the Polls/NCAA Tournament Results .....          | 28 |
| Players of the Week .....                                     | 28 |
| All-Conference/All-Academic Teams .....                       | 29 |
| Team and Individual Statistics .....                          | 30 |
| Superlatives.....   | 31 |
| Notes/Big West All-Americans/Big West in NCAA Statistics..... | 32 |

### BIG WEST HISTORY

|   |       |
|---|-------|
| Yearly Team/Individual Leaders.....         | 33-34 |
| Yearly Standings.....                       | 35-36 |
| Composite Standings .....                   | 37    |
| All-Big West Teams.....                     | 38-40 |
| All-Freshman Teams.....                     | 41    |
| Repeat All-Big West Selections .....        | 42    |
| Players of the Year .....                   | 43    |
| Freshmen of the Year .....                  | 43    |
| Coaches of the Year .....                   | 43    |
| Players of the Week .....                   | 44-45 |
| Final Polls .....                           | 46    |
| NCAA Tournament.....                        | 47-50 |
| Postseason History.....                     | 51    |
| Career Leaders.....                         | 52-53 |
| Season Leaders .....                        | 54-55 |
| Match and Season Records .....              | 56    |
| Coaching Records.....                       | 57    |
| Miscellaneous Records/Best of Big West..... | 58    |



### BIG WEST SPORTS SPONSORSHIPS

The Big West Conference sponsors 18 sport championships:

**Men** - Soccer, Cross Country, Basketball, Swimming & Diving, Baseball, Golf, Tennis and Track & Field.

**Women** - Soccer, Cross Country, Volleyball, Basketball, Swimming & Diving, Softball, Golf, Tennis, Track & Field and Water Polo.

### MEDIA SERVICES

#### Accessing Information

The Big West Conference utilizes e-mail, the fax machine, the conference website, and the U.S. Postal Service to distribute information. If you would like to receive Big West weekly releases via any of the methods listed above, please contact the conference office at (949) 261-2525 or send an e-mail to Julie St.Cyr at: [jstcyr@bigwest.org](mailto:jstcyr@bigwest.org). Weekly releases will be posted to the Big West's website each Monday during the women's volleyball season.

#### Players Of The Week

The Big West Conference names a player of the week each Monday through the regular season. Nominations and selections for the awards are made each week by the league's sports information directors. Each weekly honoree is then nominated for the American Volleyball Coaches Association (AVCA) National Player of the Week award.

#### Big West Information Department

The Big West Information Department staff, consisting of information director Mike Villamor, associate information director Julie St.Cyr (volleyball contact) and assistant information director Chris Hargraves can be reached at (949) 261-2525. The office fax machine is (949) 261-2528.

#### Memo To The Media

The 2009 Big West Conference Women's Volleyball Media Guide has been prepared to assist the media in its coverage of Big West volleyball. Those in need of additional information or further clarification on Big West volleyball or any other conference sport are encouraged to contact the Big West Information Department.

### CREDITS

The 2009 Big West Conference Women's Volleyball Media Guide was written and designed by Julie St.Cyr, associate information director. Editorial assistance by Jody McRoberts and Mike Villamor. Special thanks to the Sports Information Directors and their staffs for helping on this project. Photos appear courtesy of the sports information directors and Matt Brown.

[WWW.BIGWEST.ORG](http://WWW.BIGWEST.ORG)

All of the latest Big West information can be conveniently found on the conference website at [www.bigwest.org](http://www.bigwest.org). For the latest standings, statistics, notes, schedule information and to find information on your favorite Big West team, please visit our site.



2009 BIG WEST VOLLEYBALL

**BIG WEST CONFERENCE**



**BIG WEST CONFERENCE  
WOMEN'S VOLLEYBALL**



The Big West has established an impeccable pedigree in the sport of women's volleyball entering its 26th season of conference sponsorship.

SIX national championships. EIGHT national players of the year. Over ONE HUNDRED All-America awards. THREE National Coaches of the Year. Since 1984, the Big West Conference has enjoyed unparalleled success in the sport of women's volleyball and has positioned itself as one of the nation's elite conferences.



The Big West has sent a representative to the Final Four in 14 of its 25 years as a volleyball conference. In 2001, Long Beach State earned its eighth trip to the Final Four and reached the national championship match for the fourth time. The Big West dominated postseason play from 1998-2004 with the conference sending at least four schools to the NCAA Tournament. The Big West has only sent less than three teams to the NCAA Tournament three times. In addition, Big West schools have tallied an impressive 103-61 record (.628) against non-conference opponents all-time in the NCAA Tournament.



In 1999, the Big West comprised half of the contingent at the Final Four in Honolulu, Hawai'i, with the presence of Long Beach State and Pacific. It marked the first time since 1994 that two teams from the same conference competed at the prestigious event.



The alumni who have competed in the Big West reads like a Who's Who of volleyball superstars. Long Beach State's Misty May, a two-time NCAA Player of the Year, is widely considered the best collegiate volleyball player ever. She is now known as one of the world's top beach players. Long Beach State's Tara Cross and Danielle Scott, and Pacific's Elaina Oden have contributed greatly to the success of the United States Olympic Team in indoor volleyball. The conference was represented in the 2008 Olympic Games in Beijing, China, by former Big West athletes - Misty May (Long Beach State), Danielle Scott-Arruda (Long Beach State), Tayyiba Haneef-Park (Long Beach State), Jennifer Joines (Pacific) and Heather Bown (UC Santa Barbara).



The quality of coaching in the Big West Conference is top notch. Two of the nation's all-time winningest coaches are in the Big West - Long Beach State's Brian Gimmillaro and UC Santa Barbara's Kathy Gregory. Gimmillaro's .811 career winning percentage ranks sixth all-time among active coaches, while Gregory is one of five coaches in NCAA history to surpass the 800-win career mark.



Pacific's Jennifer Joines



IS HOME TO...SINCE 1984



**6 National Championships**



**8 National Players Of The Year**



**101 All-America Honorees**



**3 National Coaches Of The Year**



CAL POLY • CAL STATE FULLERTON • CAL STATE NORTHRIDGE • LONG BEACH STATE

UC DAVIS • UC IRVINE • UC RIVERSIDE • UC SANTA BARBARA • PACIFIC

# BIG WEST CONFERENCE

## BIG WEST ALL-AMERICANS

AVCA All-Americans since 1984 • 1st, 2nd or 3rd team in parentheses

**Tita Ahuna, Hawaii**  
1985 (2nd), '86 (2nd)

**Kylie Atherstone, Cal Poly**  
2007 (3rd)

**Danielle Bauer, UC Santa Barbara**  
2002 (1st)

**Melanie Beckenhauer, Pacific**  
1990 (1st), '91 (1st)

**Judy Bellomo, UC Santa Barbara**  
1987 (1st)

**Dede Bodnar, Cal Poly**  
1985 (2nd)

**Cheri Boyer, Hawaii**  
1990 (1st), '91 (2nd)

**Ellen Bugalski, Cal Poly**  
1985 (1st)

**Nichelle Burton, Long Beach State**  
1992 (2nd), '93 (1st), '94 (1st)

**Sacha Caldemeyer, Pacific**  
1996 (2nd)

**Martina Cincero, Hawaii**  
1988 (2nd)

**Katie Crawford, UC Santa Barbara**  
1997 (1st)

**Alexis Crimes, Long Beach State**  
2004 (3rd)

**Tara Cross, Long Beach State**  
1986 (1st), '87 (2nd), '88 (1st), '89 (1st)

**Traci Dahl, Long Beach State**  
1994 (2nd)

**Eileen Dempster, Pacific**  
1984 (1st)

**Benishe Dillard, Long Beach State**  
1997 (2nd), '98 (2nd)

**Suzanne Eagye, Hawaii**  
1986 (1st), '87 (1st)

**Krissy Fifer, Pacific**  
1989 (1st), '90 (2nd)

**Jennifer Fopma, Cal State Northridge**  
2003 (3rd)

**Ana Elisa Franca, UC Santa Barbara**  
1993 (2nd)

**Malin Fransson, Hawaii**  
1991 (2nd)

**Roberta Gehlke, UC Santa Barbara**  
1997 (2nd), '98 (2nd), '99 (1st)

**Kara Gormsen, Pacific**  
2000 (1st)

**Tayyiba Haneef, Long Beach State**  
2001 (1st)

**Michelle Hansen, Cal Poly**  
1989 (2nd)

**Sabrina Hernandez, Long Beach State**  
1991 (2nd), '92 (1st)

**Liz Hert, Pacific**  
1987 (1st)

**Brittany Hochevar, Long Beach State**  
2002 (2nd)

**Lisa Ice, San Jose State**  
1986 (1st)

**Angelica Jackson, San Diego State**  
1987 (2nd)

**Diana Jessie, Hawaii**  
1987 (2nd)

**Charlotte Johansson, Pacific**  
1992 (2nd), '93 (2nd), '94 (1st)

**Jennifer Joines, Pacific**  
2000 (2nd), '01 (2nd), '02 (2nd), '03 (1st)

**Sharon Kasser, Pacific**  
1991 (2nd)

**Angelica Ljungquist, Hawaii**  
1993 (2nd), '94 (2nd), '95 (1st)

**Kathie Luedeke, UC Santa Barbara**  
1985 (1st)

**Julie Maginot, Pacific**  
1984 (1st), '85 (2nd)

**Misty May, Long Beach State**  
1997 (1st), '98 (1st)

**Teri McGrath, Pacific**  
1986 (2nd), '87 (1st)

**Joy McKenzie, Long Beach State**  
1993 (2nd)

**Jackie Mendez, San Diego State**  
1988 (2nd)

**Mary Miller, Pacific**  
1986 (2nd)

**Charlotte Mitchel, UC Santa Barbara**  
1986 (2nd)

**Kris Morton, San Diego State**  
1986 (1st)

**Robyn Ah Mow, Hawaii**  
1995 (1st)

**Brooke Niles, UC Santa Barbara**  
2002 (3rd)

**Keri Nishimoto, Long Beach State**  
2001 (2nd)

**Elaina Oden, Pacific**  
1985 (1st), '86 (1st), '89 (2nd)

**Maria Reyes, UC Santa Barbara**  
1990 (2nd)

**Brooke Rundle, UC Santa Barbara**  
2000 (2nd)

**Sheri Sanders, Long Beach State**  
1989 (1st)

**Jan Saunders, Pacific**  
1984 (1st)

**Brita Schwerm, Long Beach State**  
1995 (1st)

**Cathey Scotlan, Pacific**  
1990 (1st)

**Danielle Scott, Long Beach State**  
1991 (1st), '92 (1st), '93 (1st)

**Elsa Stegemann, Pacific**  
1998 (1st), '99 (1st)

**Elisha Thomas, Long Beach State**  
2002 (3rd)

**Karrie Trieschman, Hawaii**  
1989 (1st), '90 (1st)

**Anna Vorwerk, Hawaii**  
1988 (2nd)

**Cheryl Weaver, Long Beach State**  
1999 (1st), '00 (1st), '01 (1st)

**Antoinette White, Long Beach State**  
1990 (2nd), '91 (1st)

**Kee Williams, Hawaii**  
1991 (1st)

**Tee Williams-Sanders, Hawaii**  
1987 (1st), '88 (1st), '89 (1st)

**Kelly Wing, UC Irvine**  
2003 (3rd), '04 (2nd)

## BEST OF THE BIG WEST

### National Championships


| School           | Year |
|------------------|------|
| Long Beach State | 1998 |
| Long Beach State | 1993 |
| Long Beach State | 1989 |
| Hawaii           | 1987 |
| Pacific          | 1986 |
| Pacific          | 1985 |

### AVCA National Player of the Year

| Player (school)         | Year     |
|-------------------------|----------|
| Misty May (LBSU)        | 1997, 98 |
| Danielle Scott (LBSU)   | 1993     |
| Antoinette White (LBSU) | 1991     |
| Tee Williams (UH)       | 1987, 89 |
| Tara Cross (LBSU)       | 1988, 89 |

### Big West Alumni on USA Olympic Volleyball Teams

|  |
|--|
| Robyn Ah Mow (indoor)<br><b>Hawaii</b>             |
| Heather Bown (indoor)<br><b>UC Santa Barbara</b>   |
| Tara Cross (indoor)<br><b>Long Beach State</b>     |
| Tayyiba Haneef (indoor)<br><b>Long Beach State</b> |
| Jennifer Joines (indoor)<br><b>Pacific</b>         |
| Misty May (beach)<br><b>Long Beach State</b>       |
| Jayne McHugh-Gibson (indoor)<br><b>Pacific</b>     |
| Elaina Oden (indoor)<br><b>Pacific</b>             |
| Tee Williams-Sanders (indoor)<br><b>Hawaii</b>     |
| Danielle Scott (indoor)<br><b>Long Beach State</b> |




Former Long Beach State star Misty May earned All-America honors in 1997 and 1998 while representing the Big West Conference. She has continued her career both on the professional circuit and as an Olympian.

2009 BIG WEST VOLLEYBALL

# BIG WEST STAFF

## DENNIS FARRELL



COMMISSIONER  
30TH SEASON

The 2009-10 academic year marks the 18th year in Dennis Farrell's tenure as commissioner of the Big West Conference, but thirtieth season on staff. He is the fourth full-time commissioner in the 41-year history of the Big West, following Jess Hill (1972-78), Lew Cryer (1978-88) and Jim Haney (1988-92).

Prior to assuming the role of commissioner on July 1, 1992, Farrell served the conference in various capacities as an assistant/associate commissioner since joining the conference in 1980. During his Big West tenure, Farrell has acted as the primary rule interpreter, championship administrator, schedule coordinator and director of the league's successful postseason basketball tournament.

Farrell has been active in representing the Big West on both the national and regional level. From 1994 to 1997 he served on the important NCAA Council and from 1991 to 1997 he sat on the NCAA Two-Year College Relations Committee (including serving as its chair from 1992 to 1995). He currently serves as the Division I-AAA Vice President of the Collegiate Commissioners Association and is chair of the NCAA Baseball Issues Committee. Farrell also is presently a member of the Los Angeles Sports Council which is active in securing, marketing and administering major athletic events for the Southern California area.

Before joining the Big West, Farrell was the sports information director for nearly three years at Saddleback Community College in Mission Viejo, Calif. A 1974 graduate of San Diego State University, Farrell worked for the Daily Californian newspaper in El Cajon and radio station KDEO while attending college. From 1975 to 1977, he was employed as sports editor of the Saddleback Valley News in Mission Viejo. He also worked in the sports department of the Orange County edition of the Los Angeles Times.

Farrell and his wife, Charlene, reside in Coto de Caza with their sons, Timothy and Michael.

## ROB HALVAKS



SENIOR ASSOCIATE  
COMMISSIONER  
18TH SEASON

Rob Halvaks is in his 18th season with the conference office. Halvaks is responsible for office and financial administration, is the tournament director for the Big West Men's and Women's Basketball Tournament and has sports management responsibilities for men's and women's basketball and baseball. Halvaks is the chair of the NCAA Division I Administration Cabinet and is a past chair of the NCAA Playing Rules Oversight Panel. He is the conference's staff liaison to the Mountain Pacific Sports Federation.

Halvaks is a faculty member in the University of San Francisco's Sport Management Graduate Program.

Prior to joining the Big West staff, Halvaks served as the associate executive director of the Orange County Sports Association (1989-1992), which annually produced the Disneyland Pigskin Classic and the Freedom Bowl at Anaheim Stadium. Halvaks was a member of the athletics department staff at UC Irvine from 1979 to 1989, serving in a variety of positions, including sports information director, business manager and senior associate athletics director.

A 1975 graduate of the University of Michigan with a Bachelor's in Communications, Halvaks earned a 1979 Master's in Sports Administration from Ohio University. He served a year (1978) as assistant sports information director at Georgia Tech.

Halvaks and his wife, Jill, reside in Irvine with their sons, Brett and Ryan.

## JODY MCROBERTS



ASSOCIATE  
COMMISSIONER  
27TH SEASON

Jody McRoberts is in her 27th year as a member of the Big West office staff. McRoberts was elevated to associate commissioner in the summer of 2002. She serves as the conference's senior woman administrator, scheduling coordinator for the association's round robin sports and editor of the conference manual and media publications.

McRoberts functions as the league's meeting planner, is the league's primary administrator for men's and women's soccer and softball and handles the conference awards program.

On the national front, she has served on the NCAA Division I Women's Soccer Committee.

Before arriving at the Big West offices, McRoberts was an assistant sports information director at UC Irvine (1982-83). She began her tenure with the Big West in 1983 as a publications assistant, and served as the league's information director from 1984 to 1990.

McRoberts earned a Bachelor's degree in English from Ohio University in 1982.

She and her husband, Lance, live in Lake Forest with their sons, Colin and Beau.

## MIKE DANIELS



ASSISTANT  
COMMISSIONER  
12TH SEASON

Mike Daniels is in his 12th year with the conference office. Daniels' primary responsibilities include operation and coordination of the conference championships as well as marketing the conference's 18 sports.

Daniels coordinates the conference's television and basketball tournament marketing program and promotes the tournament to Big West constituency groups. He also assists with the sponsorship efforts of the conference and produces the Big West Tour.

In addition, Daniels serves as the operating manager for the Big West Basketball Tournament and is the tournament director for the cross country, golf, women's water polo and track championships. He also directs efforts in game management for the Big West's round robin sports and is involved in the conference website and information technology.

Prior to joining the Big West, Daniels was the assistant SID at the University of San Diego (1995-98), worked as the media relations director for the Rocky Mountain Athletic Conference (1994-95) and worked in the UC San Diego sports information office (1991-94).

A native southern Californian, Daniels received his MBA from San Diego State University in 1997. He graduated from UC San Diego in 1993 with Bachelor's degrees in Communications and Political Science.

Daniels and his wife, Julie, live in Aliso Viejo with their sons Zachary and Matthew.

## ERICA MONTEABARO



ASSISTANT  
COMMISSIONER  
10TH SEASON

Erica Monteabaro is in her 10th year with the conference office. She serves as the assistant commissioner for compliance and governance.

Monteabaro's responsibilities include coordinating the review of student-athlete eligibility and institutional compliance, along with rules education of the members, and is the primary Big West/NCAA rule interpreter. She also oversees the processing of rules infractions and serves as the legislative specialist for the conference.

In addition, Monteabaro serves as the staff liaison to the conference's Compliance Committee, Faculty Athletics Representatives and Student-Athlete Advisory Committee. She also oversees the sport of women's volleyball.

Monteabaro graduated from UC Santa Barbara in 2000 with a Bachelor's degree in Business Economics.

Monteabaro served as an intern in the conference office for two summers before taking on her full-time position. She also worked in the UCSB athletic department as a student assistant in marketing and promotions. Monteabaro has done some work for Antelope Valley College, compiling a Title IX Self Study report.

Monteabaro and her husband, Andrew, live in Lakewood.

# BIG WEST STAFF

## MIKE VILLAMOR



### INFORMATION DIRECTOR 13TH SEASON

Mike Villamor is in his 13th year with the Big West and sixth as the league's information director.

His role with the conference includes overseeing and coordinating all media relations projects. In addition, his sports responsibilities are women's soccer, men's basketball, water polo and tennis, in which he produces annual publications and weekly press releases. He also oversees the conference's official website.

Villamor serves as the media coordinator for the Big West Basketball Tournament, as well as the staff liaison for tennis. In 2008 he served as the Media Relations Coordinator for the first and second rounds of the NCAA Men's Basketball Tournament.

A native of Sacramento, Calif., Villamor graduated from Santa Clara in 1994 with a degree in Communications. He joined the Big West after serving as a public relations assistant for the West Coast Conference. He also was the media relations director of the San Jose Grizzlies of the Continental Indoor Soccer League during the 1995 season. While at Santa Clara, he was the sports editor of the Santa Clara student newspaper.

Villamor resides in Irvine.

## JULIE ST.CYR



### ASSOCIATE INFORMATION DIRECTOR 5TH SEASON

Julie St.Cyr begins her fifth season with the Big West, serving as the league's associate information director.

Her duties with the conference include assisting in media relations projects and helping to maintain the Big West website. In addition, her sports responsibilities include baseball, women's basketball, volleyball and golf. St.Cyr is also the administrator and tournament director for swimming & diving.

Prior to her arrival at the Big West, St.Cyr worked for three years at Cape Fear Community College as the assistant student activities and athletics coordinator and was the primary sports information contact. She also spent four years at South Carolina as the publications coordinator and was the SID for men's golf and men's soccer while overseeing women's soccer and cross country. St.Cyr has won 26 CoSIDA

publications awards in her career.

St.Cyr, the first vice president for the National Collegiate Baseball Writers of America (NCBWA) and a member of CoSIDA, also spent time in the Georgia State and Colorado State sports information offices and has interned with the Denver Broncos and Colorado Foxes.

St.Cyr graduated from Colorado State in 1998 with a degree in Technical Journalism/Public Relations. In 2001, she received her Master's in Sports Management from Georgia State.

## CHRIS HARGRAVES



### ASSISTANT INFORMATION DIRECTOR 4TH SEASON

Chris Hargraves enters his fourth season as an assistant information director for the Big West Conference. His sports responsibilities include men's soccer, cross country, track & field, swimming & diving and softball, while also assisting in media guide production, website maintenance and conference tournaments.

Prior to his move to the Big West, he served as the Mid-Continent Conference media relations assistant for the 2005-06 school year.

Hargraves graduated from the University of Rochester in May 2005 with a Bachelor's degree in political science and a minor in religion. As an undergraduate student, he worked in the sports information department for four years covering 10 different sports. Hargraves served in a number of capacities during his tenure at Rochester, including a stint as a media contact for the 2005 Division III Men's Basketball Final Four.

He was also a member of the Yellow Jackets football team for four years. During that time, he amassed three varsity letters to go along with All-Rookie and All-UAA selections.

Hargraves resides in Costa Mesa.

## STEVE CHEN



### VIDEO COORDINATOR 4TH SEASON

Steve Chen enters his fourth year at the Big West Conference, overseeing the conference's live video streaming and video exchange programs.

His responsibilities include working in partnership with CBS College Sports Network to develop media content for the conference. He currently oversees video streaming for seven sports, including

women's volleyball, men's and women's basketball, men's and women's soccer, baseball, and softball. He also provides technical support for the Big West's video exchange initiative for women's volleyball as well as men's and women's basketball.

Prior to coming to the Big West, Chen worked at UC Irvine as an assistant coach and in various other capacities for the men's basketball program from 2002 to 2006.

He and his wife, Kindra, live in Tustin with their daughter, Danica, and son, Colin.

## PATRICIA SAMPSON



### ADMINISTRATIVE ASSISTANT 23RD SEASON

Patricia Sampson is in her 23rd year with the conference office, serving as an administrative assistant.

Sampson's responsibilities include handling all billing and financial records. She also is responsible for the accounting and reporting of the Student Assistance Fund. She also assists the men's and women's basketball supervisors with the officials' contracts and their travel arrangements.

Sampson attended Woodbury University in the city of Burbank and has a degree in Business Administration.

She has two children: Rick and Cari, and has four grandchildren: Alix, Hunter, Brandon and Taylor. She lives in Costa Mesa with her husband Brian.

## BETH HOLTERMANN



### ADMINISTRATIVE ASSISTANT 2ND SEASON

Beth Holtermann begins her second season with the Big West as an administrative assistant after serving as a special events intern with the conference for one season. Holtermann provides administrative support for the league's compliance and officiating programs and works with the Special Assistance and Special Opportunity Fund reporting for the NCAA.

Prior to working at the Big West, she interned with the PGA of Southern California as a junior tour assistant/field representative and was a sales assistant at Wasco Valley Rose Golf Course and Club Glove.

Holtermann received her bachelor's in Business Management from Long Beach State in 2007. During her tenure at LBSU, she lettered in golf and was a two-time All-Big West Second Team member. In 2009, Holtermann received her Master's in Sports Management at LBSU.



**Big West President**  
Dr. Janis Ingham  
UC Santa Barbara

Picture  
Not  
Available

**Big West Vice President**  
Dr. Brenda Vogel  
Long Beach State



**Administrative Liaison**  
Nona Richardson  
UC Davis



**Supervisor of Officials**  
John Martin

2009 BIG WEST VOLLEYBALL

# BIG WEST HISTORY

## ABOUT THE BIG WEST CONFERENCE

The Big West Conference enters the 2009-10 season in its 41st year of operation. There are 18 conference-sponsored sports in the Big West. Women's sports are comprised of soccer, volleyball, cross country, swimming and diving, basketball, golf, tennis, softball, track and field and water polo. Men's sports include soccer, cross country, swimming and diving, basketball, golf, tennis, baseball and track and field.

Over four decades, the conference has striven for athletic and academic success, and has accomplished those goals to a large degree. The conference has undergone membership changes throughout its long history, the most recent ones significantly enhancing its stability.

Following the 2004-05 academic year, Idaho and Utah State left the Big West, creating an eight-team league comprised of all California schools: Cal Poly, Cal State Fullerton, Cal State Northridge, Long Beach State, UC Irvine, UC Riverside, UC Santa Barbara and Pacific. A ninth school from the Golden State – UC Davis – became the newest member of the Big West on July 1, 2007 after completing a four-year reclassification process from Division II to Division I. The Big West owns the distinction of being the nation's only conference with its entire membership located in one state.

No matter what the membership makeup, the Big West always has stacked up well against the rest of the nation. In fact, the conference has claimed 17 team national championships in its history, including six in women's volleyball, two in baseball, one in softball and one in men's basketball. Men's soccer was the newest sport added to the list when UC Santa Barbara claimed the national title in 2006.

Individually, Big West athletes also have claimed several titles in such sports as swimming, track and field, and golf. In fact, Cal State Northridge junior Dashalle Andrews was the 26th Big West student-athlete to capture a crown when he won the long jump competition at the national meet in 2007.

The conference's overall success has been measured through the results of such competitions as the Learfield Sports Directors Cup. Presented by the National Association of Collegiate Directors of Athletics (NACDA), the Cup gauges the best overall collegiate athletics programs in NCAA Division I according to their finishes in NCAA postseason play. In 2008-09, UC Irvine (No. 65) and Cal Poly (No. 85) finished in the top 100. The Big West had as many as five schools ranked in the top 100 in 2006-07 and 2007-08.

Big West athletes also have succeeded on a worldwide stage in such international competitions as the Olympics and Pan-American Games. A sampling of athletes who have competed at the Olympic level include Long Beach State's Tara Cross-Battle, Tayyiba Haneef and Danielle Scott (women's indoor volleyball), and Misty May (women's beach volleyball); UC Santa Barbara's Jason Lezak (men's swimming), Cal State Fullerton's Leon Wood and Bruce Bowen (men's basketball) and Jenny Topping (softball); Pacific's Elaina Oden (women's volleyball) and Brad Schumacher (men's swimming); UC Irvine's Steve Scott (men's track and field); and Cal Poly's Stephanie Brown-Trafton and Sharon Day (women's track and field).

Brown-Trafton won the gold medal in the discus at the 2008 Beijing Olympic Games. May won gold in beach volleyball for the second consecutive Olympics. Lezak swam the fastest anchor leg in history to help the United States win the 4x100 freestyle relay, helping teammate Michael Phelps eventually break the record for most gold medals in an Olympic Games.

## BIG WEST SUCCESS FOUND IN ALL SPORTS

Big West schools produced outstanding team and individual achievements, and a number of firsts, during an exciting 2008-09 campaign that commemorated the conference's 40th anniversary.

The fall sports season witnessed a series of firsts in men's soccer. A record four squads participated in the NCAA Tournament, led by No. 14 seed UC Irvine. The Anteaters won the inaugural Big West Tournament to capture the conference's automatic bid and the program's first trip to the NCAA Tournament. Cal Poly joined UCI as another first-time invitee to the postseason dance. UC Davis and UC Santa Barbara completed the quartet of Big West representatives. UCI earned a first round bye and a second round win against Cal Poly to secure a spot in the Sweet 16, marking the sixth straight year a Big West team advanced at least that far in the postseason. The season also featured a Big West record crowd of 11,075 that showed up to Cal Poly's Spanos Stadium October 17 for a nationally televised contest.

Women's soccer delved into some uncharted territory as Long Beach State made its inaugural NCAA Tournament appearance and UC Santa Barbara won the Big West Tournament title for the first time. That gave the league two postseason representatives for only the second time in history. Both the 49ers and Gauchos bowed out in tough first round matchups, but held spots in the national top 25 for parts of the season.

In women's volleyball, Long Beach State continued a proud tradition of success in winning its league-best ninth Big West championship. The 49ers, under newly inducted Hall of Fame Coach Brian Gimmiaro, reached the second round of the NCAA Tournament. The season also featured UC Santa Barbara's Kathy Gregory becoming just the sixth coach in NCAA history to surpass the 800 career win plateau.

Cross country figured into the success equation as well in 2008. The Cal Poly men collected their third consecutive at-large invite to the NCAA Championships on the strength of a seventh place finish at the formidable West Regional meet. Cal Poly extended its dominance on the conference circuit, winning a Big West record sixth straight championship. On the women's side, the season was highlighted by a pair of UC Davis runners - Kim Conley and Kaitlin Gregg - performing well enough at regionals to earn at-large invitations to the NCAA Championship. The UC Riverside women accomplished a first for its program as champions at the Big West meet.

Transitioning into the winter sports season, men's basketball ushered in a fresh face to the NCAA Tournament in Cal State Northridge. The Matadors made their first NCAA appearance in their eight-year tenure as a Big West member, overcoming numerous adversities along the way. CSUN captured its first outright league regular season title and translated that success into more at the league tournament. The Matadors ousted UC Santa Barbara and Pacific in Anaheim to punch their ticket to the NCAA's. Pacific gave the Big West two postseason entries when the Tigers were invited to compete in the inaugural 16-team Collegelnsider.com Tournament. The Tigers won a pair of games to advance all the way to the semifinals.

The women's basketball season netted a pair of postseason participants in UC Santa Barbara and UC Riverside. The Gauchos captured both the regular season and tournament titles, earning the league's automatic bid to the NCAA Tournament as a No. 15 seed. UCSB extended its postseason streak (11 NCAA, 3 WNIT) to 14 straight seasons. The Highlanders made an appearance in the Women's National Invitation Tournament behind the efforts of senior center Kemie Nkele, who finished her career the Big West's sixth all-time leading scorer with 2,062 points. Cal Poly also tied the single-season program record with 21 victories.

UC Santa Barbara dominated the pool in winning the men's and women's swimming and diving championships. The Gaucho women claimed their fourth straight Big West

## BIG WEST CONFERENCE MEMBERSHIP PROFILE

| School               | Season Joined                     | Length of Membership | Enrollment |
|----------------------|-----------------------------------|----------------------|------------|
| Cal Poly             | 1996-97                           | 13 years             | 19,471     |
| Cal State Fullerton  | 1974-75                           | 34 years             | 36,000     |
| Cal State Northridge | 2001-02                           | 8 years              | 34,560     |
| Long Beach State     | 1969-70                           | 40 years             | 37,891     |
| UC Davis             | 2007-08                           | 3 years              | 31,426     |
| UC Irvine            | 1977-78                           | 32 years             | 27,000     |
| UC Riverside         | 2001-02                           | 8 years              | 18,083     |
| UC Santa Barbara     | 1969-70 through 1973-74 and 76-77 | 38 years             | 20,000     |
| Pacific              | 1971-72                           | 38 years             | 6,268      |

# BIG WEST HISTORY

title and the men won for the fourth time in the last six years. Records galore fell at the conference meet as the women's side saw six conference records set, while the men's races had eight new marks established. Four Big West athletes earned All-American honors at the NCAA Swimming and Diving Championship, including UCSB's Katy Freeman who finished eighth in the 200 breast.

The spring sports season offered more individual and team accomplishments.

Baseball programs continued to reinforce their prominence on the collegiate landscape in making the Big West one of the premier conferences in the country. Cal State Fullerton and UC Irvine earned two of eight national seeds in the NCAA Tournament, while Cal Poly, giving the Big West three postseason representatives, made its initial NCAA appearance. The Titans rolled through regional and super regional action to clinch the program's 16th trip to Omaha and the College World Series. The Anteaters hosted a regional for the first time and witnessed senior Ben Orloff win the Brooks Wallace Award bestowed upon the nation's top shortstop. The Big West also had 46 players selected in the 2009 Major League Baseball Draft.

Softball produced three NCAA Tournament squads in Cal Poly, Cal State Fullerton and Long Beach State. The Mustangs set school records for overall wins (41) and conference wins (18), while also accumulating their first postseason wins as a Division I member. The Titans won 25 of their last 35 games to earn a place in the postseason party and the 49ers won 35 games overall to polish their résumé. Sophomore Cal Poly pitcher Anna Cahn earned third team All-America honors by Easton.

Women's water polo announced its presence as the Big West's 18th sponsored sport with six teams vying for the inaugural championship. Three squads - Cal State Northridge, UC Davis and UC Irvine - amassed 20 victories and shared a three-way regular season title. The Anteaters emerged as champions of the first Big West Tournament and finished the season ranked No. 9 in the country. UC Santa Barbara's Gillian Morgan scored a school single-season record 83 goals to lead the Big West and Cal State Northridge Jillian Stapf's led a parade of six Big West student-athletes to earn All-America honors. The Matador goalie captured third team All-American acclaim.

In golf, the UC Davis men and Long Beach State women won their first Big West Championships to dethrone defending champion UC Irvine on both sides. The conference sent two teams to both men's and women's regional action. Long Beach State and UC Irvine, along with UC Davis individuals Alice Kim and Chelsea Stelzmler, represented the Big West at the West Regional. The Anteaters advanced to the NCAA Championship after finishing fourth and Kim joined the UCI contingent after her eighth place showing was good enough to qualify her for the national tournament. On the men's side, UC Davis and UC Irvine finished 11th and 13th at the West Regional, respectively. Cal Poly's Geoff Gonzalez and Cal State Northridge's Nick Delio competed as individuals. The year culminated with UCI's Jane Chin garnering first team All-America honors by the National Golf Coaches Association.

The tennis season featured more dominance from the Long Beach State women, which captured their sixth straight Big West championship, and the UC Santa Barbara men, a fourth straight winner of the trophy. Pacific's Jenifer Widjaja represented the Big West at the NCAA Women's Singles Championship.

Cal State Northridge maintained its stronghold on the Big West in track and field as the men won the championship for the fourth time and the women claimed their sixth title. The Matadors claimed five of the major Big West awards. UC Riverside's Brenda Martinez earned All-America status when she finished second at the NCAA Championships in the 1500. Cal Poly's Julie Dufresne also earned All-America status at the NCAA Championship for her sixth place showing in the shot put.

In all, 19 Big West teams and 31 individual athletes participated in NCAA postseason competition this past season.

## THE BEGINNING

The Big West Conference was formed as the Pacific Coast Athletic Association on July 1, 1969. However, the unofficial history of the conference pre-dates that point of time, extending back to 1967.

Cal State LA, Fresno State, Long Beach State and San Diego State were members of the California Collegiate Athletic Association, long recognized as the nation's premier college circuit.

That conference was classified college division, and therein lay a major source of dissatisfaction. Since 1963, the four institutions had captured 16 national titles. The number swelled to 21 if the mythical football championships were included.

With no more territory to conquer at the college division, a step up to university ranks had to be considered.

At the time, San Jose State, UC Santa Barbara and Pacific were members of the West Coast Athletic Conference but were enduring a strained relationship due to the limit of conference sports sponsored. That, plus the fact that national football figures PAC and SJSU were already competing as independents, led the schools to pursue a more broad-based conference alignment.

Therefore, officials of the seven colleges and universities assembled as a body in May of 1969, tied up loose ends and less than two months later the PCAA was born.

Direction in the early days of the conference came from such men as Dr. Stephen Goodspeed, vice-chancellor at UC Santa Barbara, the first president and chairman of the founders committee. J. Kenneth Fagans provided guidance as the league's first commissioner. Jesse T. Hill, one of the nation's most successful directors of athletics at USC, followed Fagans as the conference's first full-time commissioner.

SJSU was already labeled a university division school in all sports when the PCAA emerged. San Diego State and Pacific were granted university division status in the summer of 1970 and the remaining conference members shed the college division moniker by 1972.

The original PCAA lineup changed in the early years and by 1975, charter members UCSB and CSLA had dropped football and SDSU left the conference in football only. In 1974, Cal State Fullerton moved into the conference. By 1977, UC Irvine joined the Big West and UCSB was back in — both as non-football playing institutions — while Utah State became the first non-California member of the circuit, transforming the PCAA into a regional conference.

UNLV (1981) and New Mexico State (1984) soon followed suit, bringing the league's membership to 10 universities.

In the fall of 1983, the PCAA became the first western conference to incorporate women's athletic programs into the conference. Charter women's members UC Irvine, UC Santa Barbara and UNLV competed in five championships.

By the end of 1985, Pacific, Hawai'i, Cal State Fullerton, Long Beach State, San Diego State, Fresno State and San Jose State had joined the women's conference. The PCAA upped its women's sponsorship to eight championships.

The PCAA began its 20th year of existence in 1988 by changing its name to the Big West Conference. With the inclusion of the states of Utah, Nevada, and New Mexico, the term "Big West" more accurately represented the conference. Since the name Big West has been used, conference teams have won nine NCAA team championships, establishing the Big West's winning identity that is recognized nationally. Even though the Big West is again an all-California conference, the name Big West still embodies the identity, history, and tradition of excellence the conference has achieved, making it a well-known entity in collegiate athletics.



# 2009 COMPOSITE SCHEDULE

## Friday August 28

|  |         |
|--|---------|
| <sup>1</sup> Cal Poly vs. Oregon State           | 3:30 pm |
| <sup>2</sup> UC Riverside vs. Cincinnati         | 4 pm    |
| <sup>3</sup> UC Irvine vs. California            | 4:30 pm |
| <sup>7</sup> Cal State Northridge at Boise State | 5 pm    |
| <sup>4</sup> Pacific vs. Wisconsin-Green Bay     | 5 pm    |
| <sup>9</sup> UC Santa Barbara vs. Portland State | 5 pm    |
| <sup>5</sup> Lamar at Cal State Fullerton        | 7 pm    |
| <sup>6</sup> San Diego at Long Beach State       | 7 pm    |
| <sup>8</sup> UC Davis at Washington State        | 7 pm    |

## Saturday, August 29

|  |          |
|--|----------|
| <sup>2</sup> UC Riverside at Utah                      | 9 am     |
| <sup>7</sup> Cal State Northridge vs. Northern Arizona | 10 am    |
| <sup>4</sup> Pacific vs. Cal State Bakersfield         | 10 am    |
| <sup>8</sup> UC Davis vs. Portland                     | 10 am    |
| <sup>9</sup> UC Santa Barbara vs. Delaware             | 10:30 am |
| <sup>7</sup> Cal State Northridge vs. Tulsa            | 1 pm     |
| <sup>5</sup> Appalachian State at Cal State Fullerton  | 1:30 pm  |
| <sup>3</sup> UC Irvine vs. Connecticut                 | 2 pm     |
| <sup>1</sup> Cal Poly vs. Pepperdine                   | 3:30 pm  |
| <sup>2</sup> UC Riverside vs. Arizona State            | 4 pm     |
| <sup>8</sup> UC Davis vs. Montana State                | 4:30 pm  |
| <sup>4</sup> Pacific at Fresno State                   | 7 pm     |
| <sup>3</sup> UC Irvine at Nevada                       | 7 pm     |
| <sup>6</sup> Texas at Long Beach State                 | 7 pm     |
| <sup>5</sup> Idaho at Cal State Fullerton              | 7:30 pm  |
| <sup>9</sup> UC Santa Barbara at New Mexico            | 7:30 pm  |

## Sunday, August 30

|   |      |
|---|------|
| <sup>1</sup> Cal Poly at Colorado State | 1 pm |
|---|------|

## Tuesday, September 1

|                  |      |
|------------------|------|
| Cal Poly at Utah | 6 pm |
|------------------|------|

## Thursday, September 3

|  |      |
|--|------|
| <sup>15</sup> UC Davis at Missouri State | 5 pm |
| Montana at Cal State Fullerton           | 6 pm |

## Friday, September 4

|   |      |
|---|------|
| <sup>10</sup> Montana at UC Irvine                  | 1 pm |
| <sup>11</sup> UMBC at Long Beach State              | 1 pm |
| <sup>15</sup> UC Davis vs. Mississippi State        | 3 pm |
| <sup>12</sup> UC Riverside vs. Santa Clara          | 5 pm |
| <sup>16</sup> Cal Poly at BYU                       | 6 pm |
| <sup>14</sup> Cal State Northridge at San Francisco | 7 pm |
| <sup>11</sup> Indiana State at Long Beach State     | 7 pm |
| <sup>10</sup> Northeastern at UC Irvine             | 7 pm |
| <sup>13</sup> San Jose State at Pacific             | 7 pm |
| UC Santa Barbara at San Diego                       | 7 pm |

## Saturday, September 5

|  |          |
|--|----------|
| <sup>15</sup> UC Davis vs. Memphis                     | 8:30 am  |
| <sup>16</sup> Cal Poly vs. Kansas State                | 9 am     |
| <sup>14</sup> Cal State Northridge vs. Rice            | 11 am    |
| <sup>12</sup> UC Riverside at Sacramento State         | 12:30 pm |
| <sup>15</sup> UC Davis vs. Stephen F. Austin           | 1 pm     |
| UC Santa Barbara at San Diego                          | 2 pm     |
| <sup>16</sup> Cal Poly vs. Weber State                 | 4 pm     |
| <sup>14</sup> Cal State Northridge vs. San Diego State | 4 pm     |
| <sup>12</sup> UC Riverside vs. Cal State Bakersfield   | 5 pm     |
| <sup>10</sup> UMBC at UC Irvine                        | 5 pm     |
| <sup>13</sup> Florida/Stanford at Pacific              | 5/7 pm   |
| <sup>11</sup> Northeastern at Long Beach State         | 7 pm     |

## Sunday, September 6

|   |       |
|---|-------|
| <sup>17</sup> Cal State Fullerton vs. Wisconsin | 10 am |
| <sup>17</sup> Cal State Fullerton vs. Seattle   | 5 pm  |

## Monday, September 7

|   |      |
|---|------|
| <sup>17</sup> Cal State Fullerton at Oregon State | Noon |
|---|------|

## Tuesday, September 8

|                  |      |
|------------------|------|
| UC Irvine at USC | 7 pm |
|------------------|------|

## Thursday, September 10

|  |      |
|--|------|
| <sup>26</sup> UC Santa Barbara at UNLV | 7 pm |
|--|------|

## Friday, September 11

|  |         |
|--|---------|
| <sup>23</sup> Cal State Fullerton at New Mexico        | Noon    |
| <sup>18</sup> Long Beach State vs. New Orleans         | 2 pm    |
| <sup>19</sup> Pacific vs. Troy                         | 2 pm    |
| <sup>20</sup> UC Irvine vs. Boise State                | 4:30 pm |
| <sup>21</sup> UC Riverside vs. Army                    | 4:30 pm |
| <sup>23</sup> Cal State Fullerton vs. Pittsburgh       | 4:15 pm |
| <sup>22</sup> Cal Poly at Denver                       | 6 pm    |
| <sup>26</sup> UC Santa Barbara vs. Oregon State        | 6 pm    |
| <sup>24</sup> Cal State Northridge at Washington State | 7 pm    |
| <sup>25</sup> UC Davis at Nevada                       | 7 pm    |

## Saturday, September 12

|  |         |
|--|---------|
| <sup>19</sup> Pacific vs. St. John's                   | 9 am    |
| <sup>18</sup> Long Beach State vs. LSU                 | 9 am    |
| <sup>22</sup> Cal Poly vs. San Diego                   | 10 am   |
| <sup>25</sup> UC Davis vs. Portland State              | 10 am   |
| <sup>20</sup> UC Irvine vs. Houston                    | 11 am   |
| <sup>24</sup> Cal State Northridge vs. Idaho           | Noon    |
| <sup>23</sup> Cal State Fullerton vs. Baylor           | 2:45 pm |
| <sup>19</sup> Pacific at Miami (Ohio)                  | 4 pm    |
| <sup>21</sup> UC Riverside vs. Seattle                 | 4:30 pm |
| <sup>25</sup> UC Davis vs. Sam Houston State           | 5 pm    |
| <sup>22</sup> Cal Poly vs. Colorado                    | 6 pm    |
| <sup>18</sup> Long Beach State at Tulane               | 6 pm    |
| <sup>24</sup> Cal State Northridge at Washington State | 7 pm    |
| <sup>20</sup> UC Irvine at Loyola Marymount            | 7:30 pm |

## Sunday, September 13

|  |         |
|--|---------|
| <sup>21</sup> UC Riverside at Pepperdine | 2:30 pm |
|--|---------|

## Tuesday, September 15

|  |      |
|--|------|
| Cal State Northridge at Loyola Marymount | 7 pm |
| UC Davis at Sacramento State             | 7 pm |

## Wednesday, September 16

|                                 |      |
|---------------------------------|------|
| Santa Clara at UC Santa Barbara | 7 pm |
|---------------------------------|------|

## Thursday, September 17

|  |      |
|--|------|
| <sup>27</sup> Cal State Bakersfield at Pacific | 7 pm |
| <sup>30</sup> UC Irvine at San Diego           | 7 pm |

## Friday, September 18

|  |         |
|--|---------|
| <sup>29</sup> Seattle at Cal Poly                  | 10 am   |
| <sup>31</sup> UC Davis vs. Toledo                  | 3 pm    |
| <sup>28</sup> Long Beach State vs. Fordham         | 4 pm    |
| <sup>29</sup> UC Santa Barbara vs. Seattle         | 5 pm    |
| <sup>32</sup> Fresno State at Cal State Northridge | 7 pm    |
| <sup>27</sup> Nevada at Pacific                    | 7 pm    |
| <sup>30</sup> UC Irvine vs. San Jose State         | 7 pm    |
| <sup>28</sup> UCLA at Cal State Fullerton          | 7 pm    |
| <sup>29</sup> Santa Clara at Cal Poly              | 7:30 pm |

## Saturday, September 19

|  |       |
|--|-------|
| <sup>31</sup> UC Davis vs. SIU-Edwardsville    | 11 am |
| <sup>29</sup> UC Santa Barbara vs. Idaho       | 2 pm  |
| <sup>28</sup> Long Beach State vs. UCLA        | 5 pm  |
| <sup>31</sup> UC Davis at St. Louis            | 5 pm  |
| <sup>32</sup> Portland at Cal State Northridge | 7 pm  |
| <sup>28</sup> Fordham at Cal State Fullerton   | 7 pm  |
| <sup>29</sup> Idaho at Cal Poly                | 7 pm  |
| <sup>27</sup> Loyola Marymount at Pacific      | 7 pm  |

## Tuesday, September 22

|                                      |      |
|--------------------------------------|------|
| Loyola Marymount at UC Santa Barbara | 7 pm |
|--------------------------------------|------|

## Wednesday, September 23

|  |      |
|--|------|
| Cal State Fullerton at San Diego State | 7 pm |
|--|------|

## Thursday, September 24

|                      |      |
|----------------------|------|
| Pacific at UC Davis* | 7 pm |
|----------------------|------|

## Friday, September 25

|                                   |      |
|-----------------------------------|------|
| Cal State Northridge at UC Davis* | 7 pm |
| UC Irvine at Cal Poly*            | 7 pm |
| UC Riverside at UC Santa Barbara* | 7 pm |

## Saturday, September 26

|  |      |
|--|------|
| Cal State Northridge at Pacific*         | 7 pm |
| Long Beach State at Cal State Fullerton* | 7 pm |
| UC Irvine at UC Santa Barbara*           | 7 pm |
| UC Riverside at Cal Poly*                | 7 pm |

## Wednesday, September 30

|   |      |
|---|------|
| Cal State Northridge at Cal State Bakersfield | 7 pm |
|---|------|

## Friday, October 2

|                                       |         |
|---------------------------------------|---------|
| Cal Poly at Cal State Fullerton*      | 7 pm    |
| Pacific at UC Irvine*                 | 7 pm    |
| UC Santa Barbara at Long Beach State* | 7 pm    |
| UC Davis at UC Riverside*             | 7:30 pm |

## Saturday, October 3

|  |      |
|--|------|
| Cal Poly at Long Beach State*            | 7 pm |
| Pacific at UC Riverside*                 | 7 pm |
| UC Davis at UC Irvine*                   | 7 pm |
| UC Santa Barbara at Cal State Fullerton* | 7 pm |

## Tuesday, October 6

|                                    |      |
|------------------------------------|------|
| UC Irvine at Cal State Northridge* | 7 pm |
|------------------------------------|------|

## Friday, October 9

|                                       |      |
|---------------------------------------|------|
| Cal Poly at Cal State Northridge*     | 7 pm |
| Cal State Fullerton at Pacific*       | 7 pm |
| Long Beach State at UC Davis*         | 7 pm |
| UC Riverside at Cal State Bakersfield | 7 pm |

## Saturday, October 10

|                                       |      |
|---------------------------------------|------|
| Cal Poly at UC Santa Barbara*         | 7 pm |
| Cal State Fullerton at UC Davis*      | 7 pm |
| Long Beach State at Pacific*          | 7 pm |
| UC Riverside at Cal State Northridge* | 7 pm |

## Tuesday, October 13

|                                |      |
|--------------------------------|------|
| Pepperdine at UC Santa Barbara | 7 pm |
|--------------------------------|------|

## Thursday, October 15

|                                      |      |
|--------------------------------------|------|
| UC Riverside at Cal State Fullerton* | 7 pm |
|--------------------------------------|------|

## Friday, October 16

|  |      |
|--|------|
| Cal State Northridge at Cal State Fullerton* | 7 pm |
| Long Beach State at UC Irvine*               | 7 pm |
| Pacific at UC Santa Barbara*                 | 7 pm |
| UC Davis at Cal Poly*                        | 7 pm |

## Saturday, October 17

|   |      |
|---|------|
| Cal State Northridge at Long Beach State* | 7 pm |
| Pacific at Cal Poly*                      | 7 pm |
| UC Davis at UC Santa Barbara*             | 7 pm |
| UC Riverside at UC Irvine*                | 7 pm |

## Friday, October 23

|                                  |      |
|----------------------------------|------|
| Cal Poly at UC Riverside*        | 7 pm |
| Pacific at Cal State Northridge* | 7 pm |
| UC Santa Barbara at UC Irvine*   | 7 pm |

## Saturday, October 24

|  |      |
|--|------|
| Cal Poly at UC Irvine*                   | 7 pm |
| Cal State Fullerton at Long Beach State* | 7 pm |
| UC Davis at Cal State Northridge*        | 7 pm |
| UC Santa Barbara at UC Riverside*        | 7 pm |

## Tuesday, October 27

|                             |      |
|-----------------------------|------|
| Pacific at Sacramento State | 7 pm |
|-----------------------------|------|

# 2009 COMPOSITE SCHEDULE

## Friday, October 30

|   |      |
|---|------|
| Cal State Fullerton at UC Santa Barbara*      | 7 pm |
| Cal State Bakersfield at Cal State Northridge | 7 pm |
| Long Beach State at Cal Poly*                 | 7 pm |
| UC Irvine at UC Davis*                        | 7 pm |
| UC Riverside at Pacific*                      | 7 pm |

## Saturday, October 31

|                                       |      |
|---------------------------------------|------|
| Cal State Fullerton at Cal Poly*      | 7 pm |
| Long Beach State at UC Santa Barbara* | 7 pm |
| UC Irvine at Pacific*                 | 7 pm |
| UC Riverside at UC Davis*             | 7 pm |

## Tuesday, November 3

|   |      |
|---|------|
| Seattle at UC Irvine                      | 7 pm |
| UC Santa Barbara at Cal State Northridge* | 7 pm |

## Friday, November 6

|                                       |      |
|---------------------------------------|------|
| Cal State Northridge at UC Riverside* | 7 pm |
| Pacific at Long Beach State*          | 7 pm |
| UC Davis at Cal State Fullerton*      | 7 pm |

## Saturday, November 7

|  |      |
|--|------|
| Cal State Bakersfield at UC Riverside* | 7 pm |
| Cal State Northridge at UC Irvine*     | 7 pm |
| Pacific at Cal State Fullerton*        | 7 pm |
| UC Davis at Long Beach State*          | 7 pm |
| UC Santa Barbara at Cal Poly*          | 7 pm |

## Thursday, November 12

|                                   |      |
|-----------------------------------|------|
| Long Beach State at UC Riverside* | 7 pm |
|-----------------------------------|------|

## Friday, November 13

|   |      |
|---|------|
| Cal Poly at Pacific*                      | 7 pm |
| Long Beach State at Cal State Northridge* | 7 pm |
| UC Irvine at Cal State Fullerton*         | 7 pm |
| UC Santa Barbara at UC Davis*             | 7 pm |

## Saturday, November 14

|  |      |
|--|------|
| Cal Poly at UC Davis*                        | 7 pm |
| Cal State Fullerton at Cal State Northridge* | 7 pm |
| UC Irvine at UC Riverside*                   | 7 pm |
| UC Santa Barbara at Pacific*                 | 7 pm |

## Friday, November 20

|                                   |      |
|-----------------------------------|------|
| Cal State Fullerton at UC Irvine* | 7 pm |
| Cal State Northridge at Cal Poly* | 7 pm |
| UC Riverside at Long Beach State* | 7 pm |

## Saturday, November 21

|   |      |
|---|------|
| Cal State Fullerton at UC Riverside*      | 7 pm |
| Cal State Northridge at UC Santa Barbara* | 7 pm |
| UC Davis at Pacific*                      | 7 pm |
| UC Irvine at Long Beach State*            | 7 pm |

## Tuesday, November 24

|                                     |      |
|-------------------------------------|------|
| San Diego State at UC Santa Barbara | 7 pm |
|-------------------------------------|------|

## Friday, November 27

|  |      |
|--|------|
| <sup>33</sup> TCU at Long Beach State  | Noon |
| <sup>33</sup> UNLV at Long Beach State | 7 pm |

## Saturday, November 28

|  |         |
|--|---------|
| <sup>33</sup> Loyola Marymount at Long Beach State | Noon    |
| <sup>33</sup> UC Irvine vs. TCU                    | 2:30 pm |
| <sup>33</sup> Cal State Fullerton vs. UNLV         | 5 pm    |
| <sup>33</sup> Long Beach State vs. Utah            | 7:30 pm |

## SCHEDULE KEY

<sup>1</sup>Asics Classic  
(Fort Collins, Colo.)

<sup>2</sup>Utah Classic  
(Provo, Utah)

<sup>3</sup>Nevada Marriott Courtyard/Fairfield Invitational  
(Reno, Nev.)

<sup>4</sup>Fresno State Invitational  
(Fresno, Calif.)

<sup>5</sup>The Crowne Plaza Titan Classic  
(Fullerton, Calif.)

<sup>6</sup>Long Beach State Baden Classic  
(Long Beach, Calif.)

<sup>7</sup>Bronco Invitational  
(Boise, Idaho)

<sup>8</sup>Washington State Tournament  
(Pullman, Wash.)

<sup>9</sup>New Mexico Tournament  
(Albuquerque, N.M.)

<sup>10</sup>UCI Classic  
(Irvine, Calif.)

<sup>11</sup>Long Beach State Invitational  
(Long Beach, Calif.)

<sup>12</sup>Sacramento State Invitational  
(Sacramento, Calif.)

<sup>13</sup>31st Annual Community Bankers Classic  
(Stockton, Calif.)

<sup>14</sup>USF Asics/Powerade Challenge  
(San Francisco, Calif.)

<sup>15</sup>Dr. Mary Jo Wynn Invitational  
(Springfield, Mo.)

<sup>16</sup>Molten Classic  
(Provo, Utah)

<sup>17</sup>Active Ankle Challenge  
(Corvallis, Ore.)

<sup>18</sup>Tulane Sugar Bowl Classic  
(New Orleans, La.)

<sup>19</sup>Miami (Ohio) Tournament  
(Oxford, Ohio)

<sup>20</sup>LMU/LAX Sheraton Classic  
(Los Angeles, Calif.)

<sup>21</sup>Pepperdine Asics Classic  
(Malibu, Calif.)

<sup>22</sup>CU-DU Volleyball Tournament  
(Denver, Colo.)

<sup>23</sup>Comcast Challenge  
(Albuquerque, N.M.)

<sup>24</sup>Nike Cougar Challenge  
(Pullman, Wash.)

<sup>25</sup>AT&T Invitational  
(Reno, Nev.)

<sup>26</sup>UNLV Invitational  
(Las Vegas, Nev.)

<sup>27</sup>Stockton Hilton Invitational  
(Stockton, Calif.)

<sup>28</sup>Brea Embassy Suites Fullerton Classic  
(Fullerton, Calif.)

<sup>29</sup>Mission Inn of Pismo Beach Invitational  
(San Luis Obispo, Calif.)

<sup>30</sup>San Diego Tournament  
(San Diego, Calif.)

<sup>31</sup>Billiken Invitational  
(St. Louis, Mo.)

<sup>32</sup>CSUN Tournament  
(Northridge, Calif.)

<sup>33</sup>Mizuno Thanksgiving Tournament  
(Long Beach, Calif.)

\* Big West Conference match  
Big West Teams in Bold  
All Times Pacific

# CAL POLY MUSTANGS

## QUICK FACTS

### School Information

**Location:** San Luis Obispo, Calif.  
**Founded:** 1901  
**Enrollment:** 19,471  
**Nickname:** Mustangs  
**Colors:** Forest Green, Copper & Vegas Gold  
**President:** Dr. Warren J. Baker  
**Athletic Director:** Alison Cone  
**Senior Woman Administrator:** Barbara Martinez

### Team Information

**Head Coach:** Jon Stevenson  
**Assistant Coach:** Ossie Antonetti  
**Assistant Coach:** Caroline Walters  
**Volleyball Office:** (805) 756-2850  
**2008 Overall Record:** 16-13  
**2008 Conference Record:** 11-5 (3rd)  
**Starters Returning/Lost:** 2/4  
**Letterwinners Returning/Lost:** 7/5

### Media Relations

**Media Relations Director:** Brian Thurmond  
**Volleyball SID:** Chris Giovannetti  
**Office:** (805) 756-7513  
**Fax:** (805) 756-2650  
**e-mail:** cgiovann@calpoly.edu  
**Website:** www.gopoly.com

### Facility Information

**Home Court:** Mott Gym  
**Capacity:** 3,032  
**Press Row Phone:** (805) 756-6751



## 2009 MUSTANG ROSTER

| No. | Name                | Pos.  | Ht.  | Yr.  | Exp. | Hometown/Last School                   |
|-----|---------------------|-------|------|------|------|--|
| 1   | Dominique Olowolafe | MB    | 6-1  | Jr.  | 2V   | East Lansing, Mich./Haslett HS         |
| 2   | Alison Mort         | DS/OH | 5-10 | Jr.  | 2V   | San Jose, Calif./Mitty HS              |
| 3   | Hailey Fithian      | S     | 5-10 | Sr.  | 3V   | Thousand Oaks, Calif./La Reina HS      |
| 4   | Caitlin Smith       | OH    | 6-2  | So.  | 1V   | Brea, Calif./Brea Olinda HS            |
| 5   | Megan McConnell     | OH    | 6-1  | Fr.  | HS   | Mountain View, Calif./Mountain View HS |
| 6   | Molly Pon           | OH    | 6-0  | Fr.  | HS   | Davis, Calif./Davis HS                 |
| 7   | Sarah Cawrse        | S     | 6-1  | RSO. | TR   | Fort Collins, Colo./Oregon             |
| 8   | Jennifer Keddy      | MB    | 6-4  | Fr.  | HS   | Missoula, Mont./Sentinel HS            |
| 9   | Chelsea Hardin      | OH    | 5-11 | Fr.  | HS   | Honolulu, Hawaii/Iolani HS             |
| 10  | Ashleigh Berton     | OH    | 5-11 | Sr.  | 3V   | Paso Robles, Calif./Paso Robles HS     |
| 11  | Lauren Law          | L     | 5-9  | So.  | 1V   | Manhattan Beach, Calif./Mira Costa HS  |
| 14  | Anuheha Keanini     | S     | 5-7  | Fr.  | HS   | Kailua, Hawaii/Punahou School          |
| 15  | Anicia Santos       | MB    | 6-2  | So.  | 1V   | Frisco, Colo./Summit HS                |
| 21  | Holly Franks        | OPP   | 6-1  | Fr.  | HS   | Clovis, Calif./Sierra HS               |

## 2009 SCHEDULE

| Day   | Date  | Opponent                 | Time    |
|-------|-------|--------------------------|---------|
| Fri.  | 8/28  | vs. Oregon State!        | 3:30 pm |
| Sat.  | 8/29  | vs. Pepperdine!          | 3:30 pm |
| Sun.  | 8/30  | at Colorado State!       | 1 pm    |
| Tues. | 9/1   | at Utah                  | 6 pm    |
| Fri.  | 9/4   | at BYU\$                 | 6 pm    |
| Sat.  | 9/5   | vs. Kansas State\$       | 9 am    |
| Sat.  | 9/5   | vs. Weber State\$        | 4 pm    |
| Fri.  | 9/11  | at Denver%               | 6 pm    |
| Sat.  | 9/12  | vs. San Diego%           | 10 am   |
| Sat.  | 9/12  | vs. Colorado%            | 6 pm    |
| Fri.  | 9/18  | Seattle&                 | 10 am   |
| Fri.  | 9/18  | Santa Clara&             | 7:30 pm |
| Sat.  | 9/19  | Idaho&                   | 7 pm    |
| Fri.  | 9/25  | UC Irvine*               | 7 pm    |
| Sat.  | 9/26  | UC Riverside*            | 7 pm    |
| Fri.  | 10/2  | at Cal State Fullerton*  | 7 pm    |
| Sat.  | 10/3  | at Long Beach State*     | 7 pm    |
| Fri.  | 10/9  | at Cal State Northridge* | 7 pm    |
| Sat.  | 10/10 | at UC Santa Barbara*     | 7 pm    |
| Fri.  | 10/16 | UC Davis*                | 7 pm    |
| Sat.  | 10/17 | Pacific*                 | 7 pm    |
| Fri.  | 10/23 | at UC Riverside*         | 7 pm    |
| Sat.  | 10/24 | at UC Irvine*            | 7 pm    |
| Fri.  | 10/30 | Long Beach State*        | 7 pm    |
| Sat.  | 10/31 | Cal State Fullerton*     | 7 pm    |
| Sat.  | 11/7  | UC Santa Barbara*        | 7 pm    |
| Fri.  | 11/13 | at Pacific*              | 7 pm    |
| Sat.  | 11/14 | at UC Davis*             | 7 pm    |
| Fri.  | 11/20 | Cal State Northridge*    | 7 pm    |

*! Asics Classic (Fort Collins, Colo.)*  
*\$ Molten Classic (Provo, Utah)*  
*% CU-DU-Volleyball Tournament (Denver, Colo.)*  
*& Mission Inn of Pismo Beach Invitational*  
*(San Luis Obispo, Calif.)*  
*\* Big West Conference match*  
*All times Pacific*

## DID YOU KNOW?

• Cal Poly won the conference's first volleyball title back in 1984. It took the Mustangs 22 years before claiming their second league crown in 2006. Cal Poly enters the 2009 season with three Big West Championships after collecting its most recent title in 2007.

• Cal Poly opened 2008 ranked No. 10 in the American Volleyball Coaches Association (AVCA) Division I Coaches Poll - the program's highest ranking since Oct. 7, 1986.

• The Mustangs open the 2009 season playing their first 10 matches away from Mott Gym. Nine of those contests are divided between three various tournaments in Utah and Colorado (two). Cal Poly rounds out the nonconference portion of its schedule with its annual Mission Inn of Pismo Beach Invitational Sept. 18-19.

• Kylie Atherstone (2005-08) is the lone Mustang to earn Big West Player of the Year accolades. She mastered the feat in both 2006 and 2007. Current head coach Jon Stevenson became the second Mustang coach to win two conference coach of the year honors after earning his second title in 2007. His first came the prior year.

## HEAD COACH JON STEVENSON 5TH SEASON · UC SANTA BARBARA (1980)



**Career Record:** 164-100  
(.621)  
**CP Record:** 81-33 (.711)

• Named 2006 Big West Coach of the Year after guiding Cal Poly to its first conference title in 22 years. He also earned the distinguished honor in 2007 following back-to-back cham-

pionships.

• In his first season at Cal Poly, he led the team to a 10-4 conference record, a vast improvement from the prior two seasons when they recorded eight total Big West victories.

• Led Saint Mary's to its first ever Sweet Sixteen appearance (25-4) in 2004, a year after helping the Gaels to their first ever NCAA Tournament berth.

• Played on the Association of Volleyball Professionals Tour from 1980-96.

• Inducted into the California Beach Volleyball Hall of Fame and the Professional Beach Volleyball Hall of Fame in 1996, and the NIKE "Legends of Beach Volleyball" in 1997.

**Coaching Experience:** Assistant coach, Santa Barbara City College, 1985 ... assistant men's coach, UC Santa Barbara, 1986-87 ... head men's coach, UC San Diego, 1998-99 ... assistant coach, Wyoming, 1999-00 ... head coach, Sonoma State, 2000-01 ... head coach, Saint Mary's, 2002-04 ... head coach, Cal Poly, 2005-present.

## STEVENSON'S COACHING RECORD

| Year                 | School       | W          | L          | Pct.        |
|----------------------|--------------|------------|------------|-------------|
| 2000                 | Sonoma State | 7          | 21         | .250        |
| 2001                 | Sonoma State | 22         | 11         | .666        |
| 2002                 | Saint Mary's | 9          | 18         | .333        |
| 2003                 | Saint Mary's | 20         | 13         | .606        |
| 2004                 | Saint Mary's | 25         | 4          | .862        |
| 2005                 | Cal Poly     | 19         | 6          | .760        |
| 2006                 | Cal Poly     | 23         | 6          | .793        |
| 2007                 | Cal Poly     | 23         | 8          | .742        |
| 2008                 | Cal Poly     | 16         | 13         | .552        |
| <b>Career Totals</b> |              | <b>164</b> | <b>100</b> | <b>.621</b> |

2009 BIG WEST VOLLEYBALL

# CAL POLY MUSTANGS

## 2008 STATISTICS

|                     | GP         | K           | E          | TA          | PCT.        | A           | SA         | DIG         | BS        | BA         | TB           |
|---------------------|------------|-------------|------------|-------------|-------------|-------------|------------|-------------|-----------|------------|--------------|
| Dominique Olowolafe | 109        | 219         | 68         | 495         | .305        | 0           | 0          | 20          | 13        | 108        | 121          |
| Alison Mort         | 109        | 2           | 3          | 16          | -.062       | 17          | 11         | 391         | 0         | 0          | 0            |
| Ali Waller          | 109        | 300         | 145        | 963         | .161        | 29          | 24         | 306         | 5         | 50         | 55           |
| Caitlin Smith       | 80         | 40          | 35         | 136         | .037        | 1           | 22         | 47          | 2         | 11         | 13           |
| Kylie Atherstone    | 109        | 402         | 151        | 1002        | .250        | 57          | 66         | 235         | 1         | 75         | 76           |
| Lauren Law          | 96         | 0           | 3          | 8           | -.375       | 10          | 1          | 165         | 0         | 0          | 0            |
| Ashleigh Bertoni    | 92         | 55          | 31         | 194         | .124        | 3           | 26         | 69          | 1         | 17         | 18           |
| Jaclyn Houston      | 109        | 223         | 42         | 462         | .392        | 5           | 0          | 25          | 13        | 116        | 129          |
| Anicia Santos       | 14         | 0           | 0          | 0           | .000        | 0           | 0          | 0           | 0         | 1          | 1            |
| Hailey Fithian      | 109        | 25          | 17         | 73          | .110        | 1181        | 13         | 248         | 2         | 59         | 61           |
| Gaby Rivera         | 71         | 129         | 62         | 411         | .163        | 8           | 9          | 72          | 7         | 38         | 45           |
| Caitlin Suttich     | 9          | 0           | 0          | 0           | .000        | 0           | 2          | 0           | 0         | 0          | 0            |
| <b>Cal Poly</b>     | <b>109</b> | <b>1395</b> | <b>557</b> | <b>3760</b> | <b>.223</b> | <b>1311</b> | <b>174</b> | <b>1578</b> | <b>44</b> | <b>475</b> | <b>281.5</b> |
| <b>Opponents</b>    | <b>109</b> | <b>1292</b> | <b>629</b> | <b>3756</b> | <b>.177</b> | <b>1204</b> | <b>79</b>  | <b>1547</b> | <b>43</b> | <b>342</b> | <b>214.0</b> |

## 2008 RESULTS (16-13, 11-5 BIG WEST)

| Day       | Date  | Opponent                     | W/L      | Game Scores                              |
|-----------|-------|------------------------------|----------|--|
| Friday    | 8/29  | vs. Wichita State!           | L        | 25-16, 25-12, 19-25, 21-25, 8-15         |
| Friday    | 8/29  | vs. Michigan State!          | W        | 21-25, 27-25, 25-27, 25-16, 15-8         |
| Saturday  | 8/30  | at Oklahoma!                 | W        | 25-16, 19-25, 22-25, 25-16, 15-11        |
| Friday    | 9/5   | <b>Tulane#</b>               | <b>W</b> | <b>25-10, 25-16, 25-13</b>               |
| Friday    | 9/5   | <b>No. 2 Nebraska#</b>       | <b>L</b> | <b>20-25, 19-25, 20-25</b>               |
| Saturday  | 9/6   | <b>Northeastern#</b>         | <b>W</b> | <b>25-21, 25-20, 25-19</b>               |
| Friday    | 9/12  | vs. Notre Dame\$             | W        | 25-20, 25-16, 19-25, 25-21               |
| Saturday  | 9/13  | at No. 11 Minnesota\$        | L        | 18-25, 12-25, 27-25, 25-27               |
| Sunday    | 9/14  | vs. No. 4 California\$       | L        | 19-25, 25-18, 16-25, 21-25               |
| Thursday  | 9/18  | <b>Saint Mary's%</b>         | <b>L</b> | <b>25-15, 23-25, 23-25, 26-28</b>        |
| Saturday  | 9/20  | <b>No. 6 Stanford%</b>       | <b>L</b> | <b>17-25, 25-23, 24-26, 10-25</b>        |
| Friday    | 9/26  | at Cal State Fullerton*      | W        | 25-21, 25-14, 25-14                      |
| Saturday  | 9/27  | at Cal State Northridge*     | W        | 14-25, 25-18, 25-22, 25-23               |
| Friday    | 10/3  | <b>UC Davis*</b>             | <b>W</b> | <b>25-22, 25-20, 25-11</b>               |
| Saturday  | 10/4  | <b>Pacific*</b>              | <b>W</b> | <b>25-23, 25-10, 25-21</b>               |
| Friday    | 10/10 | at Long Beach State*         | L        | 25-23, 23-25, 22-25, 25-21, 9-15         |
| Thursday  | 10/16 | <b>UC Santa Barbara*</b>     | <b>W</b> | <b>25-17, 25-18, 25-19</b>               |
| Saturday  | 10/18 | <b>UC Irvine*</b>            | <b>W</b> | <b>25-21, 20-25, 25-23, 25-15</b>        |
| Friday    | 10/24 | <b>Cal State Northridge*</b> | <b>W</b> | <b>25-12, 25-18, 25-15</b>               |
| Saturday  | 10/25 | <b>Cal State Fullerton*</b>  | <b>W</b> | <b>25-16, 25-20, 25-12</b>               |
| Friday    | 10/31 | at Pacific*                  | L        | 18-25, 19-25, 20-25                      |
| Saturday  | 11/1  | at UC Davis*                 | L        | 25-18, 20-25, 20-25, 22-25               |
| Saturday  | 11/8  | <b>Long Beach State*</b>     | <b>L</b> | <b>25-13, 20-25, 25-17, 21-25, 10-15</b> |
| Thursday  | 11/13 | at UC Santa Barbara*         | W        | 25-15, 26-28, 25-21, 25-19               |
| Saturday  | 11/15 | <b>UC Riverside*</b>         | <b>W</b> | <b>25-16, 25-15, 25-14</b>               |
| Friday    | 11/21 | at UC Riverside*             | W        | 25-19, 25-16, 25-13                      |
| Saturday  | 11/22 | at UC Irvine*                | L        | 25-20, 16-25, 24-26, 26-28               |
| Wednesday | 11/26 | at No. 6 Hawaii              | L        | 23-25, 25-23, 20-25, 25-19, 13-15        |
| Friday    | 11/28 | at No. 6 Hawaii              | L        | 17-25, 19-25, 23-25                      |

! Sooner Invitational (Norman, Okla.)

# Paso Courtyard Marriott Invitational (San Luis Obispo, Calif.)

\$ Diet Coke Classic (Minneapolis, Minn.)

% Mission Inn of Pismo Beach Invit. (San Luis Obispo, Calif.)

\*Big West Conference match

All times Pacific

Home matches in **bold**

## KEEP AN EYE ON

HAILEY FITHIAN

S • 5-10 • SENIOR

THOUSAND OAKS, CALIF./LA REINA HS

# #17



• Fithian is one of two seniors on the 2009 Cal Poly Volleyball team.

• Played all 109 games last season and recorded 1181 assists and 248 digs in her first season as the starting setter. Her 10.83 dig average ranked second in the Big West Conference.

• In 2008, Fithian ranked fourth on the team with 61 total blocks (two solo, 59 assist).

DOMINIQUE OLOWOLAFE

MB • 6-1 • JUNIOR

LANSING, MICH./HASLETT HS

# #1



• Olowolafe, playing in all 109 Cal Poly games last season, finished second on the squad with a .305 hitting percentage and 121 blocks (13 solo, 108 assist).

• Named to the 2008 All-Big West First Team after placing fifth in the league in hitting percentage and fourth in blocks (1.11 blocks per game average).

• A member of the 2007 All-Big West Freshman Team. During her first season in the green and gold, Olowolafe tallied a .287 hitting percentage and 125 total blocks, ranking second on the team in both categories.

# CAL STATE FULLERTON TITANS

## QUICK FACTS

### School Information

**Location:** Fullerton, Calif.  
**Founded:** 1957  
**Enrollment:** 36,000  
**Nickname:** Titans  
**Colors:** Navy, Orange & White  
**President:** Dr. Milton A. Gordon  
**Athletic Director:** Brian Quinn  
**Senior Woman Administrator:** Dr. Allison Rich

### Team Information

**Head Coach:** Carolyn Zimmerman  
**Assistant Coach:** Vinh Nguyen  
**Assistant Coach:** Mitch Kallick  
**Volleyball Office:** (657) 278-3052  
**2008 Overall Record:** 17-15  
**2008 Conference Record:** 9-7 (5th)  
**Starters Returning/Lost:** 5/1  
**Letterwinners Returning/Lost:** 13/2

### Media Relations

**Assoc. AD/Media Relations:** Mel Franks  
**Volleyball SID:** Michael Greenlee  
**Office:** (657) 278-3081  
**Fax:** (657) 278-3141  
**e-mail:** mgreenlee@fullerton.edu  
**Website:** www.fullertontitans.com

### Facility Information

**Home Court:** Titan Gym  
**Capacity:** 3,500  
**Press Row Phone:** (657) 278-5700



## 2009 TITAN ROSTER

| No. | Name               | Pos.  | Ht.   | Tr. | Exp. | Hometown/Last School                           |
|-----|--------------------|-------|-------|-----|------|--|
| 1   | Andrea Ragan       | S     | 5-6   | So. | 1V   | Arroyo Grande, Calif./Nipomo HS                |
| 2   | Cami Croteau       | DS/L  | 5-6   | Jr. | 2V   | Orange, Calif./Orange Lutheran HS              |
| 3   | Stephanie Sommer   | DS/L  | 5-3   | So. | 1V   | Pacific Palisades, Calif./Lighthouse Christian |
| 4   | Kayla Neto         | OH/MB | 6-2   | Fr. | HS   | Clarksburg, Calif./Christian Brothers HS       |
| 5   | Amanda Hoffmann    | OH    | 5-11  | So. | 1V   | Cathedral City, Calif./Palm Springs HS         |
| 6   | Sydney McDowell    | MB    | 6-2   | So. | 1V   | Auburn, Calif./Placer HS                       |
| 7   | Courtney Curran    | MB/OH | 6-0   | So. | 1V   | Long Beach, Calif./Long Beach Wilson           |
| 8   | Jonny Hart         | OH    | 5-9   | Jr. | 2V   | Alta Loma, Calif./Alta Loma HS                 |
| 11  | Alex Wolnisty      | MB    | 6-5   | Sr. | 3V   | Riverside, Calif./Woodcrest Christian HS       |
| 12  | Gabrielle Dewberry | S/RS  | 5-8   | Fr. | HS   | Greenwood Village, Colo./Cherry Creek HS       |
| 15  | Torrie Brown       | OH    | 5-11  | So. | TR   | Diamond Bar, Calif./Georgia State              |
| 18  | Jennifer Edmond    | RS    | 5-10  | So. | 1V   | Torrance, Calif./Bishop Montgomery HS          |
| 19  | Genie Francisco    | S     | 5-6   | Jr. | 2V   | Long Beach, Calif./Long Beach HS               |
| 22  | Ashley Collier     | OH/DS | 5-7   | Sr. | 3V   | Huntington Beach, Calif./Belmont               |
| 23  | Erin Saddler       | MB    | 6-3   | Jr. | 2V   | Bellflower, Calif./Downey HS                   |
| 24  | Brenna Cygan       | DS    | 5-8   | Fr. | HS   | Orange, Calif./Santa Margarita HS              |
| 33  | Deven Bukoski      | OH    | 5-11  | Jr. | 2V   | Kula, Hawaii/Kamehameha HS                     |
| -   | Taylor Cook        | 6-0   | MB/RS | Jr. | JC   | Laguna Hills, Calif./Golden West College       |

## 2009 SCHEDULE

| Day    | Date  | Opponent                 | Time    |
|--------|-------|--------------------------|---------|
| Fri.   | 8/28  | Lamar!                   | 7 pm    |
| Sat.   | 8/29  | Appalachian State!       | 1:30 pm |
| Sat.   | 8/29  | Idaho!                   | 7:30 pm |
| Thurs. | 9/3   | Montana                  | 6 pm    |
| Sun.   | 9/6   | vs. Wisconsin\$          | 10 am   |
| Sun.   | 9/6   | vs. Seattle\$            | 5 pm    |
| Mon.   | 9/7   | at Oregon State\$        | Noon    |
| Fri.   | 9/11  | at New Mexico%           | Noon    |
| Sat.   | 9/11  | at Pittsburgh%           | 4:15 pm |
| Sat.   | 9/12  | vs. Baylor%              | 2:45 pm |
| Fri.   | 9/18  | UCLA&                    | 7 pm    |
| Sat.   | 9/19  | Fordham&                 | 7 pm    |
| Wed.   | 9/23  | at San Diego State       | 7 pm    |
| Sat.   | 9/26  | Long Beach State*        | 7 pm    |
| Fri.   | 10/2  | Cal Poly*                | 7 pm    |
| Sat.   | 10/3  | UC Santa Barbara*        | 7 pm    |
| Fri.   | 10/9  | at Pacific*              | 7 pm    |
| Sat.   | 10/10 | at UC Davis*             | 7 pm    |
| Thurs. | 10/15 | UC Riverside*            | 7 pm    |
| Fri.   | 10/16 | Cal State Northridge*    | 7 pm    |
| Sat.   | 10/24 | at Long Beach State*     | 7 pm    |
| Fri.   | 10/30 | at UC Santa Barbara*     | 7 pm    |
| Sat.   | 10/31 | Cal Poly*                | 7 pm    |
| Fri.   | 11/6  | UC Davis*                | 7 pm    |
| Sat.   | 11/7  | Pacific*                 | 7 pm    |
| Fri.   | 11/13 | UC Irvine*               | 7 pm    |
| Sat.   | 11/14 | at Cal State Northridge* | 7 pm    |
| Fri.   | 11/20 | at UC Irvine*            | 7 pm    |
| Sat.   | 11/21 | at UC Riverside*         | 7 pm    |
| Sat.   | 11/28 | vs. UNLV@                | 5 pm    |

! The Crowne Plaza Titan Classic (Fullerton, Calif.)  
 \$ Active Ankle Challenge (Corvallis, Ore.)  
 % Comcast Challenge (Albuquerque, N.M.)  
 & Brea Embassy Fullerton Classic (Fullerton, Calif.)  
 @ Mizuno Thanksgiving Tournament (Long Beach, Calif.)  
 \* Big West Conference match  
 All times Pacific  
 Home matches in **bold**

## DID YOU KNOW?

• In 2008, Brittany Moore became the first Cal State Fullerton Titan to win Big West Player of the Year accolades. Moore concluded her senior campaign with a league-leading 4.04 kill average, ranking her among the top 50 in the nation.

• Last season, Cal State Fullerton posted its first-ever above-.500 conference mark of 9-7. The nine conference victories was also a school record for the Titan volleyball program.

• Current head coach Carolyn Zimmerman is the all-time winningest coach in Cal State Fullerton history with 90 wins. Zimmerman has guided the Titans to a .500-or-better overall record four of the last five seasons.

• Cal State Fullerton hosts two tournaments this season at Titan Gym. The Titans open the 2009 season with the Holiday Inn Buena Park Classic, Aug. 28-29, where they will face Lamar, Appalachian State and Idaho. Three weeks later they entertain UCLA and Fordham for the Fullerton Classic, Sept. 18-19.

## HEAD COACH CAROLYN ZIMMERMAN 8TH SEASON • PEPPERDINE (1992)



**Career Record:** 90-119 (.431)  
**CSF Record:** Same

• In 2008, Zimmerman guided the Titans to their first-ever winning conference season with a 9-7 record.

• In 2006, Zimmerman led CSF to its most victories (17) since

1981. She accomplished that feat once again during the 2008 season.

• Was named the Cal State Fullerton head coach on Dec. 17, 2002 after holding the position on an interim basis during the 2002 season.

• Spent seven seasons at Fullerton as the top assistant to Mary Ellen Murchison.

• Helped Cal State Northridge win the NIVC postseason tournament as an assistant coach in 1994.

• Was the 1991 West Coast Conference Player of the Year as a setter/right side hitter at Pepperdine.

**Coaching Experience:** Assistant coach, Cal State Northridge, 1994 ... assistant coach, Cal State Fullerton, 1995-2001 ... head coach, Cal State Fullerton, 2002-present.

### ZIMMERMAN'S COACHING RECORD

| Year          | School              | W         | L          | Pct.        |
|---------------|---------------------|-----------|------------|-------------|
| 2002          | Cal State Fullerton | 5         | 26         | .161        |
| 2003          | Cal State Fullerton | 8         | 22         | .267        |
| 2004          | Cal State Fullerton | 14        | 14         | .500        |
| 2005          | Cal State Fullerton | 14        | 15         | .483        |
| 2006          | Cal State Fullerton | 17        | 12         | .586        |
| 2007          | Cal State Fullerton | 15        | 15         | .500        |
| 2008          | Cal State Fullerton | 17        | 15         | .531        |
| <b>Totals</b> |                     | <b>90</b> | <b>119</b> | <b>.431</b> |

2009 BIG WEST VOLLEYBALL

# CAL STATE FULLERTON TITANS

## 2008 STATISTICS

|                     | GP  | K    | E   | TA   | PCT.  | A    | SA  | DIG  | BS | BA  | TB    |
|---------------------|-----|------|-----|------|-------|------|-----|------|----|-----|-------|
| Andrea Ragan        | 71  | 11   | 3   | 31   | .258  | 729  | 7   | 171  | 0  | 17  | 17    |
| Cami Croteau        | 117 | 9    | 3   | 17   | .353  | 36   | 15  | 505  | 0  | 0   | 0     |
| Stephanie Sommer    | 78  | 0    | 0   | 2    | .000  | 3    | 0   | 67   | 0  | 0   | 0     |
| Sydney McDowell     | 87  | 69   | 41  | 191  | .147  | 4    | 9   | 28   | 6  | 70  | 76    |
| Courtney Curran     | 3   | 1    | 2   | 5    | -.200 | 0    | 0   | 0    | 0  | 0   | 0     |
| Jonny Hart          | 8   | 6    | 5   | 21   | .048  | 0    | 1   | 7    | 0  | 0   | 0     |
| Brittany Moore      | 117 | 479  | 175 | 1410 | .216  | 50   | 13  | 361  | 20 | 45  | 65    |
| Alex Wolnisty       | 117 | 237  | 80  | 539  | .291  | 6    | 0   | 24   | 9  | 77  | 86    |
| Sarah Day           | 44  | 70   | 56  | 248  | .056  | 2    | 9   | 18   | 2  | 9   | 11    |
| Amanda Hoffmann     | 3   | 0    | 0   | 0    | .000  | 0    | 1   | 6    | 0  | 1   | 1     |
| Jennifer Edmond     | 89  | 169  | 99  | 481  | .146  | 6    | 12  | 105  | 4  | 30  | 34    |
| Genie Francisco     | 51  | 22   | 6   | 68   | .235  | 488  | 4   | 123  | 0  | 22  | 22    |
| Ashley Collier      | 105 | 7    | 7   | 38   | .000  | 32   | 2   | 225  | 0  | 0   | 0     |
| Erin Saddler        | 116 | 340  | 119 | 958  | .231  | 8    | 31  | 99   | 6  | 44  | 50    |
| Deven Bukoski       | 58  | 63   | 49  | 238  | .059  | 1    | 3   | 43   | 5  | 14  | 19    |
| <hr/>               |     |      |     |      |       |      |     |      |    |     |       |
| Cal State Fullerton | 117 | 1483 | 645 | 4247 | .197  | 1365 | 107 | 1782 | 52 | 329 | 216.5 |
| Opponents           | 117 | 1451 | 599 | 4113 | .207  | 1355 | 111 | 1815 | 40 | 374 | 227.0 |

## 2008 RESULTS (17-15, 9-7 BIG WEST)

| Day       | Date  | Opponent                    | W/L | Game Scores                       |
|-----------|-------|-----------------------------|-----|-----------------------------------|
| Friday    | 8/29  | Delaware%                   | W   | 21-25, 25-21, 16-15, 25-17, 18-16 |
| Saturday  | 8/30  | UNC Greensboro%             | W   | 25-16, 25-22, 26-22               |
| Saturday  | 8/30  | Pepperdine%                 | L   | 21-25, 13-25, 18-25               |
| Friday    | 9/5   | vs. Miami (OH)#             | L   | 19-25, 23-25, 23-25               |
| Saturday  | 9/6   | at UNLV#                    | L   | 25-23, 17-25, 16-25, 23-25        |
| Saturday  | 9/6   | vs. 10 Wisconsin#           | L   | 16-25, 21-25, 22-25               |
| Wednesday | 9/10  | No. 5 UCLA                  | L   | 10-25, 20-25, 19-25               |
| Friday    | 9/12  | at No. 20 San Diego&        | L   | 19-25, 13-25, 12-25               |
| Saturday  | 9/13  | vs. Texas A&M&              | W   | 25-23, 25-19, 25-22               |
| Saturday  | 9/13  | vs. Southern Miss&          | W   | 28-30, 25-23, 25-22, 25-22        |
| Tuesday   | 9/16  | San Diego State             | W   | 25-19, 25-21, 25-16               |
| Friday    | 9/19  | San Francisco\$             | L   | 25-20, 26-28, 16-25, 15-25        |
| Saturday  | 9/20  | Central Connecticut State\$ | W   | 25-14, 25-9, 25-20                |
| Saturday  | 9/20  | No. 9 California\$          | L   | 19-25, 16-25, 22-25               |
| Friday    | 9/26  | No. 25 Cal Poly*            | L   | 21-25, 14-25, 14-25               |
| Saturday  | 9/27  | UC Santa Barbara*           | L   | 19-25, 25-22, 18-25, 16-25        |
| Friday    | 10/3  | at UC Riverside*            | W   | 22-25, 25-21, 25-15, 12-25, 15-10 |
| Saturday  | 10/4  | at UC Irvine*               | W   | 25-18, 25-17, 11-25, 25-21        |
| Saturday  | 10/11 | at Cal State Northridge*    | W   | 25-23, 25-19, 25-19               |
| Sunday    | 10/12 | Bucknell                    | W   | 25-13, 25-17, 25-18               |
| Friday    | 10/17 | Pacific*                    | W   | 25-16, 25-21, 25-22               |
| Saturday  | 10/18 | UC Davis*                   | L   | 25-23, 23-25, 25-23, 23-25, 9-15  |
| Friday    | 10/24 | at UC Santa Barbara*        | W   | 25-23, 25-13, 15-25, 25-14        |
| Saturday  | 10/25 | at Cal Poly*                | L   | 16-25, 20-25, 12-25               |
| Thursday  | 10/30 | UC Irvine*                  | L   | 23-25, 11-25, 25-23, 25-19, 8-15  |
| Saturday  | 11/1  | UC Riverside*               | W   | 25-19, 25-18, 25-21               |
| Tuesday   | 11/4  | at Long Beach State*        | L   | 25-19, 15-25, 22-25, 16-25        |
| Saturday  | 11/8  | Cal State Northridge*       | W   | 25-22, 19-25, 25-22, 25-17        |
| Friday    | 11/14 | at UC Davis*                | W   | 21-25, 20-25, 31-29, 25-17, 15-10 |
| Saturday  | 11/15 | at Pacific*                 | W   | 26-24, 22-25, 21-25, 25-16, 15-10 |
| Saturday  | 11/22 | Long Beach State*           | L   | 16-25, 22-25, 24-26               |
| Tuesday   | 11/25 | at Loyola Marymount         | W   | 18-25, 26-24, 25-23, 26-24        |

% Holiday Inn Anaheim Resort Classic (Fullerton, Calif.)

# UNLV Tournament (Las Vegas, Nev.)

& USD Tournament (San Diego, Calif.)

\$ Crowne Plaza Volleyball Classic (Fullerton, Calif.)

\* Big West Conference match

All times Pacific

Home matches in **bold**

## KEEP AN EYE ON

ERIN SADDLER

MB • 6-3 • JUNIOR

BELLFLOWER, CALIF./DOWNEY HS

# #23



- Saddler was a member of the 2008 All-Big West Honorable Mention Team and 2007 All-Big West Freshman Team.

- She earned her first Big West Player of the Week accolade on Sept. 15, 2008, after an impressive offensive performance that landed her a spot on the University of San Diego All-Tournament Team.

- In 2008, she recorded a team-high 31 service aces and ranked second with 340 kills. Saddler's service ace average of .27 was good enough to tie for ninth in the Big West Conference.

ALEX WOLNISTY

MB • 6-5 • SENIOR

RIVERSIDE, CALIF./WOODCREST CHRISTIAN HS

# #11



- Wolnisty finished the 2008 season first on the Titan squad and sixth in the Big West Conference with a .291 hitting percentage. She also paced Cal State Fullerton with 86 total blocks (9 solo, 77 assist).

- Wolnisty was one of just three players to make an appearance in all 117 Cal State Fullerton games last season.

- She was named to the 2007 All-Big West Honorable Mention Team after tying for the top spot on the team with a .244 hitting percentage and finishing second on the squad with 115 total blocks.

- One of three seniors on the veteran Cal State Fullerton volleyball team.

# CAL STATE NORTHRIDGE MATADORS

## QUICK FACTS

### School Information

**Location:** Northridge, Calif.  
**Founded:** 1958  
**Enrollment:** 34,560  
**Nickname:** Matadors  
**Colors:** Red, Black and White  
**President:** Dr. Jolene Koester  
**Athletic Director:** Rick Mazzuto  
**Senior Woman Administrator:** Janet Pinneau

### Team Information

**Head Coach:** Jeff Stork  
**Assistant Coach:** Susie Terrusa  
**Assistant Coach:** Kiran Mistry  
**Volleyball Office:** (818) 677-4104  
**2008 Overall Record:** 9-21  
**2008 Conference Record:** 3-13 (T8th)  
**Starters Returning/Lost:** 5/1  
**Letterwinners Returning/Lost:** 8/5

### Media Relations

**Media Relations Director:** Bob Vazquez  
**Volleyball SID:** Matt Monroe  
**Office:** (818) 677-3247  
**Fax:** (818) 677-4950  
**e-mail:** matthew.c.monroe@csun.edu  
**Website:** www.gomatadors.com

### Facility Information

**Home Court:** The Matadome  
**Capacity:** 1,600  
**Press Row Phone:** (818) 677-4702



## 2009 MATADOR ROSTER

| No. | Name              | Pos. | Ht.  | Yr. | Exp. | Hometown/Last School                           |
|-----|-------------------|------|------|-----|------|--|
| 1   | Brittany Williams | OH   | 6-0  | Jr. | 2V   | Chino Hills, Calif./Ayala HS                   |
| 5   | Chelsea Johnson   | MB   | 6-1  | Jr. | 2V   | Wrightwood, Calif./Serrano HS                  |
| 7   | Siara Grayson     | OH   | 5-10 | Jr. | 2V   | Sandy, Utah/Juan Diego HS                      |
| 8   | Puneet Pataria    | OH   | 6-1  | So. | 1V   | San Jose, Calif./Pleasant Grove HS             |
| 9   | Monica McFarland  | DS/L | 5-7  | Fr. | HS   | Riverside, Calif./Martin Luther King HS        |
| 10  | Angela Hupp       | OH   | 6-1  | Sr. | 3V   | Acton, Calif./Paraclete HS                     |
| 11  | Sam Orlandini     | S    | 5-9  | So. | 1V   | La Canada, Calif./Flintridge Sacred Heart Prep |
| 12  | Tela Burnett      | MB   | 6-0  | Sr. | 1V   | Pleasant Grove, Utah/Salt Lake CC              |
| 14  | Brittney Graff    | OH   | 5-11 | Fr. | HS   | Canyon Lake, Calif./Temescal Canyon HS         |
| 17  | Lynda Morales     | MB   | 6-2  | Jr. | 2V   | Bakersfield, Calif./Bakersfield HS             |

## 2009 SCHEDULE

| Day   | Date  | Opponent                 | Time  |
|-------|-------|--------------------------|-------|
| Fri.  | 8/28  | vs. Boise State!         | 5 pm  |
| Sat.  | 8/29  | vs. Northern Arizona!    | 10 am |
| Sat.  | 8/29  | at Tulsa!                | 7 pm  |
| Fri.  | 9/4   | at San Francisco\$       | 7 pm  |
| Sat.  | 9/5   | vs. Rice\$               | 11 am |
| Sat.  | 9/5   | vs. San Diego State\$    | 4 pm  |
| Fri.  | 9/11  | at Washington State%     | 1 pm  |
| Sat.  | 9/12  | vs. Idaho%               | Noon  |
| Sat.  | 9/12  | vs. Washington State%    | 7 pm  |
| Tues. | 9/15  | at Loyola Marymount      | 7 pm  |
| Fri.  | 9/18  | Fresno State^            | 7 pm  |
| Sat.  | 9/19  | Portland^                | 7 pm  |
| Fri.  | 9/25  | at UC Davis*             | 7 pm  |
| Sat.  | 9/26  | at Pacific*              | 7 pm  |
| Wed.  | 9/30  | at Cal State Bakersfield | 7 pm  |
| Tues. | 10/6  | UC Irvine*               | 7 pm  |
| Fri.  | 10/9  | Cal Poly*                | 7 pm  |
| Sat.  | 10/10 | UC Riverside*            | 7 pm  |
| Fri.  | 10/16 | at Cal State Fullerton*  | 7 pm  |
| Sat.  | 10/17 | at Long Beach State*     | 7 pm  |
| Fri.  | 10/23 | Pacific*                 | 7 pm  |
| Sat.  | 10/24 | UC Davis*                | 7 pm  |
| Fri.  | 10/30 | Cal State Bakersfield    | 7 pm  |
| Tues. | 11/3  | UC Santa Barbara*        | 7 pm  |
| Fri.  | 11/6  | at UC Riverside*         | 7 pm  |
| Sat.  | 11/7  | at UC Irvine*            | 7 pm  |
| Fri.  | 11/13 | Long Beach State*        | 7 pm  |
| Sat.  | 11/14 | Cal State Fullerton*     | 7 pm  |
| Fri.  | 11/20 | at Cal Poly*             | 7 pm  |
| Sat.  | 11/21 | at UC Santa Barbara*     | 7 pm  |

! Bronco Invitational (Boise, Idaho)  
 \$ USF Asics/Coca-Cola Challenge (San Francisco, Calif.)  
 % Cougar Challenge (Pullman, Wash.)  
 ^ CSUN Tournament (Northridge, Calif.)  
 \*Big West Conference match  
 All times Pacific

## DID YOU KNOW?

- Senior outside hitter Angela Hupp began her career at Cal State Northridge earning the program's first-ever Big West Freshman of the Year accolade. Hupp started all 96 games in 2006, splitting time between the setter and outside hitter positions. The Acton, Calif. native led the Matadors in assists (586), while placing third in kills (232) and total blocks (83).
- Cal State Northridge's first win of the 2008 season against Boise State awarded head coach Jeff Stork his 100th career win. Following one season at Pepperdine (2000) and seven years at the helm of the Matador program, Stork has acquired a 108-120 record.
- Cal State Northridge plays its home matches at The Matadome. The largest crowd to witness a women's volleyball match at The Matadome was 1,516 on Dec. 5, 1987. This season the Matadors play 11 home contests, which includes the Cal State Northridge Tournament Sept. 18-19 where they will face Fresno State and Portland.

HEAD COACH JEFF STORK  
 8TH SEASON • PEPPERDINE (1985)



**Career Record:** 108-120 (.474)  
**CSUN Record:** 86-114 (.430)

- Led the Matadors to consecutive NCAA Tournament berths in his second and third seasons (2003, 2004) at the helm of the CSUN program.
- Guided Cal State Northridge to its best record as a member of the Big West in 2004 (17-11).
- Distinguished playing career includes being a three-time Olympian and the starting setter of the gold medal winning United States squad at the 1988 Olympics in Seoul, South Korea.
- Was a three-time All-American as a player at Pepperdine.

**Coaching Experience:** Assistant men's coach, Pepperdine, 1985 ... assistant women's coach, New Mexico, 1997 ... assistant men's coach, Pepperdine, 1999, 2001-02 ... interim men's head coach, Pepperdine, 2000 ... head women's coach, Cal State Northridge, 2002-present.

## STORK'S COACHING RECORD

| Year          | School               | W          | L          | Pct.        |
|---------------|----------------------|------------|------------|-------------|
| 2000          | Pepperdine           | 22         | 6          | .786        |
| 2002          | Cal State Northridge | 11         | 16         | .407        |
| 2003          | Cal State Northridge | 16         | 13         | .552        |
| 2004          | Cal State Northridge | 17         | 11         | .607        |
| 2005          | Cal State Northridge | 4          | 23         | .148        |
| 2006          | Cal State Northridge | 16         | 12         | .571        |
| 2007          | Cal State Northridge | 13         | 18         | .419        |
| 2008          | Cal State Northridge | 9          | 21         | .300        |
| <b>Totals</b> |                      | <b>108</b> | <b>120</b> | <b>.474</b> |

2009 BIG WEST VOLLEYBALL

# CAL STATE NORTHRIDGE MATADORS

## 2008 STATISTICS

|                             | GP         | K           | E          | TA          | PCT.        | A           | SA         | DIG         | BS        | BA         | TB           |
|-----------------------------|------------|-------------|------------|-------------|-------------|-------------|------------|-------------|-----------|------------|--------------|
| Brittany Williams           | 106        | 259         | 176        | 800         | .104        | 3           | 0          | 43          | 3         | 33         | 36           |
| Kelley Hanson               | 113        | 3           | 3          | 9           | .000        | 19          | 18         | 368         | 0         | 0          | 0            |
| Cara Crowder                | 2          | 2           | 4          | 15          | -.133       | 1           | 0          | 1           | 0         | 0          | 0            |
| Chelsea Johnson             | 11         | 0           | 0          | 0           | .000        | 0           | 2          | 3           | 0         | 0          | 0            |
| Amy Hultner                 | 112        | 0           | 3          | 5           | -.600       | 22          | 21         | 222         | 0         | 0          | 0            |
| Siara Grayson               | 113        | 261         | 145        | 787         | .147        | 10          | 37         | 210         | 4         | 24         | 28           |
| Puneet Pataria              | 24         | 34          | 22         | 142         | .085        | 0           | 0          | 5           | 0         | 6          | 6            |
| Angela Hupp                 | 113        | 323         | 140        | 897         | .204        | 128         | 21         | 248         | 2         | 84         | 86           |
| Sam Orlandini               | 88         | 21          | 16         | 78          | .064        | 857         | 13         | 172         | 3         | 33         | 36           |
| Tela Burnett                | 58         | 50          | 30         | 133         | .150        | 3           | 4          | 19          | 2         | 52         | 54           |
| Val Kepler                  | 98         | 144         | 47         | 358         | .271        | 3           | 0          | 15          | 12        | 72         | 84           |
| Jenn Probert                | 24         | 59          | 37         | 190         | .116        | 0           | 0          | 11          | 0         | 8          | 8            |
| Kayla Wright                | 42         | 20          | 6          | 55          | .255        | 194         | 4          | 72          | 0         | 4          | 4            |
| Lynda Morales               | 106        | 174         | 77         | 417         | .233        | 5           | 15         | 52          | 6         | 99         | 105          |
| <b>Cal State Northridge</b> | <b>113</b> | <b>1350</b> | <b>706</b> | <b>3886</b> | <b>.166</b> | <b>1245</b> | <b>135</b> | <b>1432</b> | <b>32</b> | <b>415</b> | <b>239.5</b> |
| <b>Opponents</b>            | <b>113</b> | <b>1396</b> | <b>556</b> | <b>3700</b> | <b>.227</b> | <b>1289</b> | <b>150</b> | <b>1549</b> | <b>72</b> | <b>496</b> | <b>320.0</b> |

## 2008 RESULTS (9-21, 3-13 BIG WEST)

| Day             | Date         | Opponent                        | W/L      | Game Scores                              |
|-----------------|--------------|---------------------------------|----------|--|
| Friday          | 8/29         | vs. Washington State!           | L        | 12-25, 25-23, 25-19, 20-25, 10-15        |
| Saturday        | 8/30         | at Boise State!                 | W        | 25-17, 21-25, 27-25, 25-23               |
| Saturday        | 8/30         | vs. Seattle!                    | W        | 25-23, 25-10, 26-24                      |
| Friday          | 9/5          | at Sacramento State#            | W        | 25-20, 25-12, 26-24                      |
| Saturday        | 9/6          | vs. Saint Mary's#               | L        | 19-25, 17-25, 20-25                      |
| Saturday        | 9/6          | vs. San Jose State#             | W        | 29-27, 16-25, 25-27, 25-23, 17-15        |
| Friday          | 9/12         | vs. Cincinnati\$                | L        | 22-25, 18-25, 17-25                      |
| Friday          | 9/12         | vs. Montana\$                   | W        | 25-21, 25-17, 25-22                      |
| Saturday        | 9/13         | at Arizona State\$              | L        | 16-25, 22-25, 20-25                      |
| <b>Tuesday</b>  | <b>9/16</b>  | <b>No. 4 UCLA</b>               | <b>L</b> | <b>15-25, 16-25, 21-25</b>               |
| Friday          | 9/19         | vs. Texas State%                | L        | 15-25, 27-25, 26-24, 23-25, 11-15        |
| Saturday        | 9/20         | at No. 21 Pepperdine%           | L        | 15-25, 16-25, 15-25                      |
| <b>Friday</b>   | <b>9/26</b>  | <b>UC Santa Barbara*</b>        | <b>L</b> | <b>27-25, 16-25, 26-28, 25-22, 12-15</b> |
| <b>Saturday</b> | <b>9/27</b>  | <b>No. 25 Cal Poly*</b>         | <b>L</b> | <b>25-14, 18-25, 22-25, 23-25</b>        |
| <b>Tuesday</b>  | <b>9/30</b>  | <b>Cal State Bakersfield</b>    | <b>L</b> | <b>26-24, 20-25, 25-21, 17-25, 8-15</b>  |
| Friday          | 10/3         | at UC Irvine*                   | L        | 18-25, 13-25, 25-21, 12-25               |
| Saturday        | 10/4         | at UC Riverside*                | L        | 25-20, 25-12, 18-25, 17-25, 5-15         |
| Tuesday         | 10/7         | at Long Beach State*            | L        | 18-25, 21-25, 21-25                      |
| <b>Saturday</b> | <b>10/11</b> | <b>Cal State Fullerton*</b>     | <b>L</b> | <b>23-25, 19-25, 19-25</b>               |
| <b>Friday</b>   | <b>10/17</b> | <b>UC Davis*</b>                | <b>L</b> | <b>22-25, 24-26, 20-25</b>               |
| <b>Saturday</b> | <b>10/18</b> | <b>Pacific*</b>                 | <b>W</b> | <b>26-24, 27-25, 18-25, 27-25</b>        |
| Friday          | 10/24        | at Cal Poly*                    | L        | 12-25, 18-25, 15-25                      |
| Saturday        | 10/25        | at UC Santa Barbara*            | L        | 21-25, 12-25, 22-25                      |
| <b>Friday</b>   | <b>10/31</b> | <b>UC Riverside*</b>            | <b>L</b> | <b>20-25, 25-23, 22-25, 28-30</b>        |
| <b>Saturday</b> | <b>11/1</b>  | <b>UC Irvine*</b>               | <b>L</b> | <b>25-20, 18-25, 18-25, 21-25</b>        |
| Thursday        | 11/6         | at Cal State Bakersfield        | W        | 25-21, 20-25, 25-21, 28-30, 15-12        |
| Saturday        | 11/8         | at Cal State Fullerton*         | L        | 22-25, 25-19, 22-25, 17-25               |
| Friday          | 11/14        | at Pacific*                     | L        | 19-25, 14-25, 18-25                      |
| Saturday        | 11/15        | at UC Davis*                    | W        | 25-20, 25-22, 25-20                      |
| <b>Friday</b>   | <b>11/21</b> | <b>No. 23 Long Beach State*</b> | <b>W</b> | <b>19-25, 25-22, 25-23, 18-25, 15-10</b> |

! Bronco Invitational (Boise, Idaho)

# Sacramento State Invitational (Sacramento, Calif.)

\$ ASU Classic (Tempe, Ariz.)

% Pepperdine ASICS Classic (Malibu, Calif.)

\*Big West Conference match

All times Pacific

Home matches in **bold**

## KEEP AN EYE ON

ANGELA HUPP

OH • 6-1 • SENIOR

ACTON, CALIF./PARACLETE HS

# #10



• Hupp, one of two seniors on the 2009 Cal State Northridge roster, is the top returner in kills (323), digs (248) and blocks (86).

• Hupp played in all 113 Matador games last year, boasting a .204 hitting percentage in the process.

• In her first season donning black and red, Hupp was named Big West Freshman Player of the Year, which also secured her a spot on the All-Big West Freshman Team.

• She was named to the 2007 All-Big West Honorable Mention team before receiving a nod for first team status in 2008.

LYNDA MORALES

MB • 6-2 • JUNIOR

BAKERSFIELD, CALIF./BAKERSFIELD HS

# #17



• Morales played in 106 of the Matadors' 113 games during her sophomore season. During that time she tallied 174 kills on 417 attempts for a .233 hitting percentage.

• Her team-high 105 blocks (6 solo, 99 assist) ranked fourth in the Big West Conference.

• In Cal State Northridge's first win over a ranked opponent since 2005, Morales tallied a season-high nine block assists to help lead the Matadors to a five-set win over conference foe No. 23 Long Beach State on Nov. 21, 2008.

# LONG BEACH STATE 49ERS

## QUICK FACTS

### School Information

**Location:** Long Beach, Calif.  
**Founded:** 1949  
**Enrollment:** 37,891  
**Nickname:** 49ers  
**Colors:** Black & Gold  
**President:** Dr. F. King Alexander  
**Athletic Director:** Vic Cegles  
**Senior Woman Administrator:** Cindy Masner

### Team Information

**Head Coach:** Brian Gimmillaro  
**Assistant Coach:** Matt Ulmer  
**Assistant Coach:** Erika Chidester  
**Volleyball Office:** (562) 985-8366  
**2008 Overall Record:** 26-6  
**2008 Conference Record:** 13-3 (1st)  
**Starters Returning/Lost:** 3/3  
**Letterwinners Returning/Lost:** 6/6

### Media Relations

**Director of Media Relations:** Todd Miles  
**Volleyball SID:** Roger Kirk  
**Office:** (562) 985-7565  
**Fax:** (562) 985-1549  
**e-mail:** rkirk@csulb.edu  
**Website:** www.longbeachstate.com

### Facility Information

**Home Court:** The Walter Pyramid  
**Capacity:** 4,200  
**Press Row Phone:** (562) 985-4667



## 2009 49ER ROSTER

| No. | Name              | Pos. | Ht.  | Yr.  | Exp. | Hometown/Last School                      |
|-----|-------------------|------|------|------|------|---|
| 1   | Caitlin Ledoux    | OH   | 6-2  | So.  | 1V   | Phelan, Calif./Serrano HS                 |
| 3   | Chelsea Rashoff   | DS   | 5-9  | So.  | JC   | Danville, Calif./Golden West CC           |
| 4   | Laura Schuck      | DS   | 5-7  | Jr.  | 2V   | Long Beach, Calif./Wilson HS              |
| 8   | Naomi Washington  | MB   | 6-3  | Sr.  | 3V   | New Orleans, La./Warren Easton HS         |
| 9   | Sarah Clause      | OH   | 6-0  | Fr.  | HS   | Gilbert, Ariz./Gilbert HS                 |
| 10  | Janisa Johnson    | OH   | 5-9  | Fr.  | HS   | Long Beach, Calif./Wilson HS              |
| 11  | Megan Johnson     | S    | 5-9  | So.  | TR   | Lakewood, Calif./Wyoming                  |
| 12  | Ashley Lee        | S/OH | 5-9  | Jr.  | 2V   | La Habra Heights, Calif./Wilson HS        |
| 13  | Whitney Wilkerson | DS   | 5-7  | Fr.  | HS   | Rancho Santa Fe, Calif./Torrey Pines HS   |
| 15  | Lauren Minkel     | DS   | 5-9  | So.  | 1V   | Honolulu, Hawai'i/Iolani School           |
| 16  | Alexa Manuel      | OH   | 6-7  | RFr. | HS   | Eden Prairie, Minn./Eden Prairie HS       |
| 18  | Michelle Osunbor  | MB   | 6-2  | So.  | 1V   | Dallas, Texas/Hebron HS                   |
| 20  | Libby Fontanilla  | OH   | 5-10 | Fr.  | HS   | Corona, Calif./Santiago HS                |
| 22  | Jocelyn Neely     | OH   | 6-0  | RFr. | HS   | La Habra, Calif./La Habra HS              |
| 23  | Brittney Herzog   | MB   | 6-0  | Sr.  | 1V   | Boonville, Mo./Missouri State-West Plains |
| 24  | Gabby Pulig       | DS   | 5-8  | Fr.  | HS   | Lakewood, Calif./Lakewood HS              |
| 28  | Jessica Thomas    | OH   | 5-11 | Fr.  | HS   | Long Beach, Calif./Lakewood HS            |

## 2009 SCHEDULE

| Day    | Date  | Opponent                 | Time    |
|--------|-------|--------------------------|---------|
| Fri.   | 8/28  | San Diego!               | 7 pm    |
| Sat.   | 8/29  | Texas!                   | 7 pm    |
| Fri.   | 9/4   | UMBC%                    | 1 pm    |
| Fri.   | 9/4   | Indiana State%           | 7 pm    |
| Sat.   | 9/5   | Northeastern%            | 7 pm    |
| Fri.   | 9/11  | vs. New Orleans\$        | 2 pm    |
| Sat.   | 9/12  | vs. LSU\$                | 9 am    |
| Sat.   | 9/12  | at Tulane\$              | 6 pm    |
| Fri.   | 9/18  | vs. Fordham&             | 4 pm    |
| Sat.   | 9/19  | vs. UCLA&                | 5 pm    |
| Sat.   | 9/26  | at Cal State Fullerton*  | 7 pm    |
| Fri.   | 10/2  | UC Santa Barbara*        | 7 pm    |
| Sat.   | 10/3  | Cal Poly*                | 7 pm    |
| Fri.   | 10/9  | at UC Davis*             | 7 pm    |
| Sat.   | 10/10 | at Pacific*              | 7 pm    |
| Fri.   | 10/16 | at UC Irvine*            | 7 pm    |
| Sat.   | 10/17 | Cal State Northridge*    | 7 pm    |
| Thurs. | 10/24 | Cal State Fullerton*     | 7 pm    |
| Fri.   | 10/30 | at Cal Poly*             | 7 pm    |
| Sat.   | 10/31 | at UC Santa Barbara*     | 7 pm    |
| Fri.   | 11/6  | Pacific*                 | 7 pm    |
| Sat.   | 11/7  | UC Davis*                | 7 pm    |
| Thurs. | 11/12 | at UC Riverside*         | 7 pm    |
| Fri.   | 11/13 | at Cal State Northridge* | 7 pm    |
| Fri.   | 11/20 | UC Riverside*            | 7 pm    |
| Sat.   | 11/21 | UC Irvine*               | 7 pm    |
| Fri.   | 11/27 | TCU^                     | Noon    |
| Fri.   | 11/27 | UNLV^                    | 7 pm    |
| Sat.   | 11/28 | Loyola Marymount^        | Noon    |
| Sat.   | 11/28 | Utah^                    | 7:30 pm |

! Long Beach State Baden Classic (Long Beach, Calif.)  
 % Long Beach State Invitational (Long Beach, Calif.)  
 \$ Tulane Sugarbowl Classic (New Orleans, La.)  
 & Brea Embassy Suites Titan Classic (Fullerton, Calif.)  
 ^ Mizuno Thanksgiving Tournament (Long Beach, Calif.)  
 \*Big West Conference match  
 All times Pacific  
 Home matches in **bold**

## DID YOU KNOW?

• The Long Beach State 49ers collected their league-leading ninth Big West Conference Championship last season after posting a 13-3 conference mark.

• The 49er volleyball program has many notable alumni, including Olympic Gold Medalist Misty May. During her time at Long Beach State, May was a two-time NCAA Player of the Year and three-time Big West Player of the Year (1996-98). Other former 49ers who turned Olympians include Tara Cross-Battle, Danielle Scott-Aruda and Tayyiba Haneef-Park.

• Long Beach State became the fifth school to reach 1,000 all-time collegiate volleyball victories. Long Beach State joined the quartet of BYU, UCLA, Nebraska and Missouri State after defeating UNLV in the first round of the 2007 NCAA Tournament. The 49ers now own 1,026 wins, 656 of which came under the helm of current Long Beach State head coach Brian Gimmillaro.

## HEAD COACH BRIAN GIMMILLARO 25TH SEASON • LONG BEACH ST. (1970)



**Career Record:** 656-154  
(.810)

**LBSU Record:** Same

• Ranks in the top 10 among active Division I head coaches with a career .810 winning percentage.

• Coached Long Beach State to three NCAA Championships

(1989, 1993, 1998) and eight Final Fours since 1989.

• Was named American Volleyball Coaches Association DI National Coach of the Year in 1998.

• Has coached four players who have captured NCAA Player of the Year honors six times, including two-time winners Tara Cross and Misty May.

• Has garnered Big West Coach of the Year accolades six times and has led the 49ers to 30 or more wins in nine of his 20 seasons.

**Coaching Experience:** Head coach, Gahr High School (Cerritos, Calif.), 1978-85 ... head coach, Long Beach State, 1985-present.

## GIMMILLARO'S COACHING RECORD

| Year          | School           | W          | L          | Pct.        |
|---------------|------------------|------------|------------|-------------|
| 1985          | Long Beach State | 18         | 13         | .581        |
| 1986          | Long Beach State | 15         | 17         | .469        |
| 1987          | Long Beach State | 25         | 14         | .641        |
| 1988          | Long Beach State | 26         | 7          | .788        |
| 1989          | Long Beach State | 32         | 5          | .865        |
| 1990          | Long Beach State | 29         | 9          | .763        |
| 1991          | Long Beach State | 36         | 2          | .947        |
| 1992          | Long Beach State | 30         | 3          | .938        |
| 1993          | Long Beach State | 32         | 2          | .941        |
| 1994          | Long Beach State | 27         | 6          | .820        |
| 1995          | Long Beach State | 22         | 10         | .688        |
| 1996          | Long Beach State | 33         | 3          | .916        |
| 1997          | Long Beach State | 33         | 2          | .943        |
| 1998          | Long Beach State | 36         | 0          | 1.000       |
| 1999          | Long Beach State | 31         | 4          | .886        |
| 2000          | Long Beach State | 24         | 8          | .750        |
| 2001          | Long Beach State | 33         | 1          | .971        |
| 2002          | Long Beach State | 28         | 4          | .875        |
| 2003          | Long Beach State | 19         | 11         | .633        |
| 2004          | Long Beach State | 24         | 7          | .774        |
| 2005          | Long Beach State | 25         | 7          | .781        |
| 2006          | Long Beach State | 26         | 6          | .813        |
| 2007          | Long Beach State | 26         | 7          | .788        |
| 2008          | Long Beach State | 26         | 6          | .813        |
| <b>Totals</b> |                  | <b>656</b> | <b>154</b> | <b>.810</b> |

2009 BIG WEST VOLLEYBALL

# LONG BEACH STATE 49ERS

## 2008 STATISTICS

|                         | GP         | K           | E          | TA          | PCT.        | A           | SA         | DIG         | BS        | BA         | TB           |
|-------------------------|------------|-------------|------------|-------------|-------------|-------------|------------|-------------|-----------|------------|--------------|
| Caitlin Ledoux          | 122        | 389         | 164        | 1142        | .197        | 28          | 29         | 268         | 18        | 46         | 64           |
| Cat Highmark            | 84         | 136         | 60         | 462         | .165        | 60          | 6          | 105         | 2         | 26         | 28           |
| Laura Schuck            | 84         | 0           | 0          | 1           | .000        | 3           | 10         | 22          | 0         | 0          | 0            |
| Ya Chen Wang            | 31         | 32          | 9          | 77          | .299        | 2           | 0          | 9           | 4         | 18         | 22           |
| Naomi Washington        | 122        | 288         | 72         | 616         | .351        | 7           | 7          | 51          | 12        | 103        | 115          |
| Nicole Vargas           | 122        | 96          | 18         | 260         | .300        | 1259        | 33         | 310         | 6         | 59         | 65           |
| Ashley Lee              | 85         | 82          | 27         | 210         | .262        | 58          | 14         | 237         | 0         | 10         | 10           |
| Iris Murray             | 122        | 2           | 3          | 10          | -.100       | 38          | 13         | 489         | 0         | 0          | 0            |
| Lauren Minkel           | 122        | 5           | 4          | 30          | .033        | 25          | 2          | 232         | 0         | 0          | 0            |
| Quincy Verdin           | 122        | 384         | 149        | 914         | .257        | 15          | 10         | 82          | 21        | 64         | 85           |
| Brittney Herzog         | 105        | 192         | 53         | 399         | .348        | 5           | 0          | 36          | 7         | 71         | 78           |
| Nicole Moore            | 12         | 17          | 11         | 66          | .091        | 0           | 0          | 6           | 0         | 3          | 3            |
| <b>Long Beach State</b> | <b>122</b> | <b>1623</b> | <b>570</b> | <b>4187</b> | <b>.251</b> | <b>1500</b> | <b>124</b> | <b>1847</b> | <b>70</b> | <b>400</b> | <b>270.0</b> |
| <b>Opponents</b>        | <b>122</b> | <b>1449</b> | <b>712</b> | <b>4339</b> | <b>.170</b> | <b>1360</b> | <b>107</b> | <b>1669</b> | <b>54</b> | <b>440</b> | <b>274.0</b> |

## 2008 RESULTS (26-6, 13-3 BIG WEST)

| Day       | Date  | Opponent                       | W/L | Game Scores                       |
|-----------|-------|--------------------------------|-----|-----------------------------------|
| Friday    | 8/29  | San Francisco%                 | W   | 25-23, 25-19, 23-25, 25-20        |
| Friday    | 8/29  | Indiana%                       | W   | 25-19, 25-20, 25-21               |
| Saturday  | 8/30  | Missouri State%                | W   | 23-25, 25-20, 25-19, 25-17        |
| Thursday  | 9/4   | at Florida State               | W   | 21-25, 28-26, 25-19, 16-25, 15-7  |
| Friday    | 9/5   | vs. Florida A&M#               | W   | 19-25, 25-14, 25-12, 25-10        |
| Saturday  | 9/6   | at No. 8 Florida               | L   | 25-22, 25-18, 23-25, 16-25, 12-15 |
| Friday    | 9/12  | vs. Central Connecticut State! | W   | 25-9, 25-16, 25-14                |
| Friday    | 9/12  | vs. Dartmouth!                 | W   | 25-11, 25-8, 25-14                |
| Saturday  | 9/13  | vs. American!                  | W   | 25-13, 26-28, 25-18, 23-25, 15-13 |
| Saturday  | 9/13  | at Harvard!                    | W   | 25-17, 25-11, 25-8                |
| Friday    | 9/19  | Santa Clara                    | W   | 25-14, 25-18, 26-24               |
| Saturday  | 9/20  | Santa Clara                    | L   | 18-25, 23-25, 13-25               |
| Friday    | 9/26  | at Pacific*                    | L   | 22-25, 17-25, 23-25               |
| Saturday  | 9/27  | at UC Davis*                   | W   | 27-29, 22-25, 25-15, 25-14, 15-13 |
| Tuesday   | 10/7  | Cal State Northridge*          | W   | 25-18, 25-21, 25-21               |
| Friday    | 10/10 | No. 22 Cal Poly*               | W   | 23-25, 25-23, 25-22, 21-25, 15-9  |
| Saturday  | 10/11 | UC Santa Barbara*              | W   | 23-25, 25-21, 24-26, 25-19, 15-9  |
| Thursday  | 10/16 | at UC Irvine*                  | L   | 25-20, 12-25, 23-25, 21-25        |
| Friday    | 10/17 | at UC Riverside*               | W   | 25-18, 25-16, 25-15               |
| Tuesday   | 10/21 | Notre Dame                     | W   | 20-25, 25-15, 25-23, 25-12        |
| Friday    | 10/24 | UC Davis*                      | W   | 25-15, 25-17, 25-15               |
| Saturday  | 10/25 | Pacific*                       | W   | 25-22, 25-19, 25-22               |
| Tuesday   | 11/4  | Cal State Fullerton*           | W   | 19-25, 25-15, 25-22, 25-16        |
| Friday    | 11/7  | at UC Santa Barbara*           | W   | 25-23, 25-14, 25-22               |
| Saturday  | 11/8  | at Cal Poly*                   | W   | 13-25, 25-20, 17-25, 25-21, 15-10 |
| Wednesday | 11/12 | UC Irvine*                     | W   | 25-20, 21-25, 25-18, 21-25, 15-13 |
| Thursday  | 11/13 | UC Riverside*                  | W   | 25-14, 25-18, 25-13               |
| Friday    | 11/21 | at Cal State Northridge*       | L   | 25-19, 22-25, 23-25, 25-18, 10-15 |
| Saturday  | 11/22 | at Cal State Fullerton*        | W   | 25-16, 25-22, 26-24               |
| Saturday  | 11/29 | No. 17 Colorado State          | W   | 23-25, 25-20, 25-13, 25-23        |
| Friday    | 12/5  | vs. No. 23 Pepperdine\$        | W   | 18-25, 25-23, 25-15, 25-18        |
| Saturday  | 12/6  | at No. 2 Stanford\$            | L   | 15-25, 21-25, 15-25               |

% Long Beach State Tournament (Long Beach, Calif.)

# at Gainesville, Fla.

! Harvard Tournament (Cambridge, Mass.)

\*Big West Conference match

\$ NCAA 1st & 2nd Rounds (Stanford, Calif.)

All times Pacific

Home matches in bold

## KEEP AN EYE ON

CAITLIN LEDOUX  
OH • 6-2 • SOPHOMORE  
PHELAN, CALIF./SERRANO HS

# #1



• Ledoux was named 2008 Big West Freshman of the Year after ranking second on the team with 29 service aces and third in digs with 268. She became the first Long Beach State freshman of the year recipient since Alexis Crimes received the same accolade in 2004.

• In her first season as a 49er, Ledoux played in all 122 Long Beach State games this season as an outside hitter. She paced the squad with 389 kills and registered a .197 hitting percentage.

• Ledoux's 3.19 kills per game placed her 10th in the Big West Conference.

• She guided Long Beach State to three conference victories from Oct. 7-11 to earn her first Big West Player of the Week accolade.

NAOMI WASHINGTON  
MB • 6-3 • SENIOR

NEW ORLEANS, LA./WARREN EASTON HS

# #8



• Washington was Long Beach State's number one player on both offense and defense. She led the 49ers with a .351 hitting percentage and 115 blocks (12 solo, 113 assist). Her hitting percentage was good enough to rank second in the league.

• Washington landed a spot on the 2008 All-Big West First Team list.

• Playing in all 122 Long Beach State games a season ago, Washington accumulated 288 kills to rank third on the team.

• Washington was named to the 2008 AVCA All-West Region Team.

# UC DAVIS AGGIES

## QUICK FACTS

### School Information

**Location:** Davis, Calif.  
**Founded:** 1908  
**Enrollment:** 31,426  
**Nickname:** Aggies  
**Colors:** Yale Blue & Gold  
**Chancellor:** Dr. Linda Katehi  
**Athletic Director:** Greg Warzecka  
**Senior Woman Administrator:** Nona Richardson

### Team Information

**Head Coach:** Jamie Holmes  
**Assistant Coach:** Addie Hauschild  
**Volleyball Office:** (530) 752-0644  
**2008 Overall Record:** 12-17  
**2008 Conference Record:** 4-12 (7th)  
**Starters Returning/Lost:** 3/3  
**Letterwinners Returning/Lost:** 6/9

### Media Relations

**Assistant AD/Media Relations:** Mike Robles  
**Volleyball SID:** Mark Honbo  
**Office:** (530) 752-8050  
**Fax:** (530) 754-5674  
**e-mail:** mwhonbo@ucdavis.edu  
**Website:** www.ucdavisaggies.com

### Facility Information

**Home Court:** Upper Hickey Gym/The Pavilion  
**Capacity:** 1,000/7,100  
**Press Row Phone:** (530) 979-1744/  
 (530) 752-1271



## 2009 AGGIE ROSTER

| No. | Name              | Pos. | Ht.  | Yr.  | Exp. | Hometown/Last School                 |
|-----|-------------------|------|------|------|------|--------------------------------------|
| 1   | Cassandra Momah   | OH   | 5-11 | Fr.  | HS   | Chino Hills, Calif./Diamond Bar HS   |
| 2   | Kayla Varney      | OH   | 5-10 | Jr.  | 2V   | Murrieta, Calif./Vista Murrieta HS   |
| 3   | Kaitlyn Plum      | DS   | 5-6  | RFr. | HS   | Poway, Calif./Poway HS               |
| 4   | Lindsay Dowd      | S    | 5-8  | Fr.  | HS   | San Jose, Calif./Archbishop Mitty HS |
| 5   | Caroline Mercado  | DS/L | 5-8  | Fr.  | HS   | Alameda, Calif./Bishop O'Dowd HS     |
| 6   | Allison Whitson   | OH   | 6-1  | Fr.  | HS   | Palo Alto, Calif./Palo Alto HS       |
| 7   | Avreeta Singh     | L    | 5-6  | Sr.  | 3V   | Fresno, Calif./Bullard HS            |
| 8   | Winsome Hitchcock | MB   | 6-0  | Fr.  | HS   | Elk Grove, Calif./Sheldon HS         |
| 10  | Carson Lowden     | S    | 5-10 | Jr.  | 2V   | Yuba City, Calif./Yuba City HS       |
| 11  | Melanie Adams     | RS   | 5-11 | Jr.  | 2V   | El Dorado Hills, Calif./Oak Ridge HS |
| 12  | Tori Hooper       | MB   | 6-0  | Sr.  | 3V   | Shingle Springs, Calif./Ponderosa HS |
| 13  | Devon Damelio     | OH   | 6-1  | Fr.  | HS   | Fairfield, Calif./Rodriguez HS       |
| 15  | Betsy Sedlak      | MB   | 6-3  | So.  | TR   | Pleasanton, Calif./Oregon            |
| 16  | Lauren Reed       | MB   | 6-1  | Fr.  | HS   | Redlands, Calif./Redlands HS         |
| 17  | Katie Denny       | MB   | 6-1  | So.  | 1V   | Lake Forest, Calif./El Toro HS       |

## 2009 SCHEDULE

| Day    | Date  | Opponent                     | Time        |
|--------|-------|------------------------------|-------------|
| Fri.   | 8/28  | at Washington State!         | 7 pm        |
| Sat.   | 8/29  | vs. Portland!                | 10 am       |
| Sat.   | 8/29  | vs. Montana State!           | 4:30 pm     |
| Thurs. | 9/3   | at Missouri State\$          | 5 pm        |
| Fri.   | 9/4   | vs. Mississippi State\$      | 3 pm        |
| Sat.   | 9/5   | vs. Memphis\$                | 10:30 am    |
| Sat.   | 9/5   | vs. Stephen F. Austin\$      | 1 pm        |
| Fri.   | 9/11  | at Nevada&                   | 7 pm        |
| Sat.   | 9/12  | vs. Portland State&          | 10 am       |
| Sat.   | 9/12  | vs. Sam Houston State&       | 5 pm        |
| Tues.  | 9/15  | at Sacramento State          | 7 pm        |
| Fri.   | 9/18  | vs. Toledo%                  | 3 pm        |
| Sat.   | 9/19  | vs. SIU Edwardsville%        | 11 am       |
| Sat.   | 9/19  | at Saint Louis%              | 5 pm        |
| Thurs. | 9/24  | <b>Pacific*</b>              | <b>7 pm</b> |
| Fri.   | 9/25  | <b>Cal State Northridge*</b> | <b>7 pm</b> |
| Fri.   | 10/2  | at UC Riverside*             | 7 pm        |
| Sat.   | 10/3  | at UC Irvine*                | 7 pm        |
| Fri.   | 10/9  | <b>Long Beach State*</b>     | <b>7 pm</b> |
| Sat.   | 10/10 | <b>Cal State Fullerton*</b>  | <b>7 pm</b> |
| Fri.   | 10/16 | at Cal Poly*                 | 7 pm        |
| Sat.   | 10/17 | at UC Santa Barbara*         | 7 pm        |
| Sat.   | 10/24 | at Cal State Northridge*     | 7 pm        |
| Fri.   | 10/30 | <b>UC Irvine*</b>            | <b>7 pm</b> |
| Sat.   | 10/31 | <b>UC Riverside*</b>         | <b>7 pm</b> |
| Fri.   | 11/6  | at Cal State Fullerton*      | 7 pm        |
| Sat.   | 11/7  | at Long Beach State*         | 7 pm        |
| Fri.   | 11/13 | <b>UC Santa Barbara*</b>     | <b>7 pm</b> |
| Sat.   | 11/14 | <b>Cal Poly*</b>             | <b>7 pm</b> |
| Sat.   | 11/21 | at Pacific*                  | 7 pm        |

*! Cougar Challenge (Pullman, Wash.)  
 \$ Dr. Mary Jo Wynn Invitational (Springfield, Mo.)  
 & AT&T Invitational (Reno, Nev.)  
 % Billiken Invitational (St. Louis, Mo.)  
 \*Big West Conference match  
 All times Pacific  
 Home matches in bold*

## DID YOU KNOW?

- The talent of the Golden State is showcased on the UC Davis 2009 roster as the Aggies are one of only two teams in the conference that has a roster comprising entirely of Californians. UC Santa Barbara also has a line-up encompassed entirely of locals.
- UC Davis is the newest member of the Big West Conference after competing in its first year as a full-fledged Division I program in 2007. Prior to 2007, the Aggies were part of the Division II circuit in the California Collegiate Athletic Association.
- Over the course of the 34-year program, UC Davis has been a member of Division I, II and III volleyball. The Aggies have advanced to 11 postseason tournaments and produced a record of 21-17 over that span. UC Davis participated in the AIAW Division III Tournament twice and the NCAA Division II Tournament nine times.

## HEAD COACH JAMIE HOLMES 2ND SEASON • BETHANY (1994)



**Career Record:** 32-37 (.464)  
**UCD Record:** 12-17 (.414)

- 2008 marked Holmes' first season at the helm of the UC Davis women's volleyball team.
- During her time at Ohio State, she coached four AVCA All-Americans.
- Holmes' recruiting efforts have

resulted in nationally ranked freshman classes in 2004, 2006 and 2007.

Holmes played club volleyball for Sacramento State head coach Debby Colberg, then spent three years (one as a redshirt) in the Hornet program from 1989 to 1991. She then completed her career at Bethany, serving as team captain in the 1992 and 1993 seasons.

**Coaching Experience:** Head men's club coach, Bethany University, 1995 ... head women's coach, Evangel University, 1996 ... assistant women's coach, Missouri State, 1997-2001 ... assistant women's coach, Ohio State, 2002-2007 ... head women's coach, UC Davis, 2008-present.

### HOLMES' COACHING RECORD

| Year         | School   | W         | L         | Pct.        |
|--------------|----------|-----------|-----------|-------------|
| 1996         | Evangel  | 20        | 20        | .500        |
| 2008         | UC Davis | 12        | 17        | .414        |
| <b>Total</b> |          | <b>32</b> | <b>37</b> | <b>.464</b> |

2009 BIG WEST VOLLEYBALL

# UC DAVIS AGGIES

## 2008 STATISTICS

|                   | GP         | K           | E          | TA          | PCT.        | A           | SA         | DIG         | BS        | BA         | TB           |
|-------------------|------------|-------------|------------|-------------|-------------|-------------|------------|-------------|-----------|------------|--------------|
| Michelle Nelson   | 67         | 0           | 1          | 1           | -1.000      | 1           | 9          | 28          | 0         | 0          | 0            |
| Kayla Varney      | 108        | 130         | 81         | 396         | .124        | 13          | 16         | 307         | 1         | 11         | 12           |
| Erin Turner       | 4          | 5           | 4          | 10          | .100        | 0           | 0          | 0           | 0         | 0          | 0            |
| Asia Casino       | 36         | 8           | 2          | 22          | .273        | 194         | 5          | 41          | 0         | 0          | 0            |
| Britt Erickson    | 5          | 4           | 4          | 19          | .000        | 1           | 0          | 3           | 0         | 1          | 1            |
| Avreeta Singh     | 108        | 0           | 3          | 8           | -.375       | 30          | 19         | 419         | 0         | 0          | 0            |
| Keala Peterson    | 75         | 181         | 92         | 538         | .165        | 3           | 2          | 48          | 5         | 20         | 25           |
| Chantal Paschetta | 54         | 88          | 47         | 307         | .134        | 45          | 9          | 87          | 4         | 36         | 40           |
| Carson Lowden     | 98         | 54          | 17         | 159         | .233        | 883         | 14         | 205         | 4         | 48         | 52           |
| Melanie Adams     | 66         | 128         | 47         | 394         | .206        | 39          | 15         | 102         | 2         | 21         | 23           |
| Tori Hooper       | 35         | 43          | 28         | 123         | .122        | 2           | 7          | 17          | 2         | 24         | 26           |
| Renee Ibekwe      | 106        | 380         | 191        | 1162        | .163        | 18          | 15         | 326         | 9         | 22         | 31           |
| Julie King        | 96         | 157         | 76         | 406         | .200        | 3           | 0          | 12          | 14        | 67         | 81           |
| Katie Denny       | 80         | 130         | 47         | 351         | .236        | 3           | 5          | 21          | 4         | 54         | 58           |
| Lauren DeCelles   | 15         | 9           | 9          | 44          | .000        | 0           | 0          | 2           | 1         | 9          | 10           |
| <b>UC Davis</b>   | <b>109</b> | <b>1317</b> | <b>649</b> | <b>3940</b> | <b>.170</b> | <b>1235</b> | <b>116</b> | <b>1618</b> | <b>46</b> | <b>313</b> | <b>202.5</b> |
| <b>Opponents</b>  | <b>109</b> | <b>1394</b> | <b>589</b> | <b>3845</b> | <b>.209</b> | <b>1293</b> | <b>154</b> | <b>1670</b> | <b>64</b> | <b>378</b> | <b>253.0</b> |

## 2008 RESULTS (12-17, 4-12 BIG WEST)

| Day       | Date  | Opponent                   | W/L | Game Scores                       |
|-----------|-------|----------------------------|-----|-----------------------------------|
| Friday    | 8/29  | vs. Saint Mary's!          | L   | 15-25, 24-26, 25-23, 17-25        |
| Saturday  | 8/30  | at Fresno State!           | W   | 27-25, 25-21, 25-20               |
| Saturday  | 8/30  | vs. Cal State Bakersfield! | W   | 25-16, 11-25, 25-22, 25-21        |
| Friday    | 9/5   | vs. N.C. State#            | W   | 25-23, 25-21, 22-25, 25-18        |
| Friday    | 9/5   | vs. Montana State#         | W   | 25-14, 22-25, 25-20, 25-13        |
| Saturday  | 9/6   | vs. Akron#                 | W   | 25-19, 25-15, 25-21               |
| Saturday  | 9/6   | at Air Force#              | W   | 21-25, 23-25, 25-17, 25-12, 15-8  |
| Friday    | 9/12  | vs. No. 24 Pepperdine%     | L   | 24-26, 15-25, 17-25               |
| Saturday  | 9/13  | at Nevada%                 | L   | 19-25, 25-19, 25-19, 13-25, 10-15 |
| Saturday  | 9/13  | vs. Missouri%              | L   | 17-25, 26-28, 15-25               |
| Friday    | 9/19  | Cal State Bakersfield&     | L   | 18-25, 11-25, 25-22, 21-25        |
| Saturday  | 9/20  | Fordham&                   | W   | 18-25, 25-21, 25-20, 25-16        |
| Saturday  | 9/20  | Sacramento State&          | W   | 18-25, 25-20, 25-22, 25-20        |
| Wednesday | 9/24  | at Pacific*                | L   | 22-25, 28-30, 25-23, 13-25        |
| Saturday  | 9/27  | No. 22 Long Beach State*   | L   | 29-27, 25-22, 15-25, 14-25, 13-15 |
| Friday    | 10/3  | at Cal Poly*               | L   | 22-25, 20-25, 11-25               |
| Saturday  | 10/4  | at UC Santa Barbara*       | L   | 16-25, 24-26, 11-25               |
| Friday    | 10/10 | UC Riverside*              | L   | 22-25, 24-26, 25-21, 26-28        |
| Saturday  | 10/11 | UC Irvine*                 | L   | 17-25, 19-25, 21-25               |
| Friday    | 10/17 | at Cal State Northridge*   | W   | 25-22, 26-24, 25-20               |
| Saturday  | 10/18 | at Cal State Fullerton*    | W   | 23-25, 25-23, 23-25, 25-23, 15-9  |
| Friday    | 10/24 | at Long Beach State*       | L   | 15-25, 17-25, 15-25               |
| Friday    | 10/31 | UC Santa Barbara*          | L   | 20-25, 15-25, 11-25               |
| Saturday  | 11/1  | Cal Poly*                  | W   | 18-25, 25-20, 25-20, 25-22        |
| Friday    | 11/7  | at UC Irvine*              | L   | 25-22, 23-25, 18-25, 17-25        |
| Saturday  | 11/8  | at UC Riverside*           | W   | 25-19, 13-25, 25-16, 25-17        |
| Friday    | 11/14 | Cal State Fullerton*       | L   | 25-21, 25-20, 39-31, 17-25, 10-15 |
| Saturday  | 11/15 | Cal State Northridge*      | L   | 20-25, 22-25, 20-25               |
| Saturday  | 11/22 | Pacific*                   | L   | 18-25, 20-25, 19-25               |

! Fresno State Invitational (Fresno, Calif.)  
 # Air Force Invitational (Colorado Springs, Colo.)  
 % AT&T Invitational (Reno, Nev.)  
 & Aggie Invitational (Davis, Calif.)  
 \* Big West Conference match  
 All times Pacific  
 Home matches in bold

## KEEP AN EYE ON

AVREETA SINGH  
 L • 5-6 • SENIOR  
 FRESNO, CALIF./BULLARD HS



# #7

• Singh averaged 3.88 digs per game last season to rank fifth in the Big West Conference. Her 419 total digs paced the UC Davis volleyball team.

• Playing in 108 games in 2008, she recorded a team-high 19 service aces.

• A member of the 2007 All-Big West Honorable Mention Team.

KAYLA VARNEY  
 OH • 5-10 • JUNIOR

MURRIETA, CALIF./VISTA MURRIETA HS



# #2

• Varney is one of three returning starters on the 2009 UC Davis roster. She will help lead a youth-laden team that features eight freshmen.

• She finished last year second on the team in service aces (16) and third in digs (307).

• Varney, who participated in all but one game in 2008, tallied 130 kills and a .124 hitting percentage.

# UC IRVINE ANTEATERS

## QUICK FACTS

### School Information

**Location:** Irvine, Calif.  
**Founded:** 1965  
**Enrollment:** 27,000  
**Nickname:** Anteaters  
**Colors:** Blue & Gold  
**Chancellor:** Dr. Michael V. Drake  
**Athletic Director:** Mike Izzi  
**Senior Woman Administrator:** Paula Smith

### Team Information

**Head Coach:** Paula Weishoff  
**Assistant Coach:** Ben Bodipo-Memba  
**Assistant Coach:** Sabrina Hernandez  
**Volleyball Office:** (949) 824-9449  
**2008 Overall Record:** 17-12  
**2008 Conference Record:** 12-4 (2nd)  
**Starters Returning/Lost:** 4/2  
**Letterwinners Returning/Lost:** 10/3

### Media Relations

**Assoc. AD/Athletic Communications:** Bob Olson  
**Volleyball SID:** Fumi Kimura  
**Office:** (949) 824-9474  
**Fax:** (949) 824-5260  
**e-mail:** fkimura@uci.edu  
**Website:** www.ucirvinesports.com

### Facility Information

**Home Court:** Crawford Court  
**Capacity:** 760  
**Press Row Phone:** (949) 824-1777

## 2009 ANTEATER ROSTER

| No. | Name                | Pos.  | Ht.  | Yr. | Exp. | Hometown/Last School                   |
|-----|---------------------|-------|------|-----|------|--|
| 1   | Alexandra Hauser    | MB    | 6-2  | So. | 1V   | Chino Hills, Calif./Ayala HS           |
| 2   | Taryn Robertson     | S     | 5-11 | Sr. | 3V   | Valencia, Calif./Valencia HS           |
| 3   | Ashley Bosza        | S     | 5-9  | Jr. | 2V   | Trabuco Canyon, Calif./El Toro HS      |
| 4   | Kari Pestolesi      | OH    | 5-11 | Jr. | 2V   | Huntington Beach, Calif./Edison HS     |
| 5   | Lauren Souto        | DS    | 5-2  | Sr. | 3V   | Huntington Beach, Calif./Mater Dei HS  |
| 6   | Courtney Moeller    | OH    | 6-1  | Fr. | HS   | Anaheim, Calif./Canyon HS              |
| 7   | Justyn Bonomi       | L     | 5-4  | Fr. | HS   | Westminster, Calif./Saint Joseph HS    |
| 8   | Juliane Piggott     | OH    | 6-2  | Jr. | TR   | Newport Beach, Calif./UCLA             |
| 9   | Riley Cropper       | MB    | 6-0  | Jr. | 2V   | Seal Beach, Calif./Los Alamitos HS     |
| 10  | Alexandra Filkins   | OH    | 6-1  | Sr. | 3V   | Seal Beach, Calif./Los Alamitos HS     |
| 11  | Larissa Nordyke     | OH    | 5-10 | Jr. | 2V   | Honolulu, Hawaii/Punahou HS            |
| 12  | Kristin Winkler     | L     | 5-10 | Fr. | HS   | Los Altos, Calif./St. Francis HS       |
| 13  | Marissa Alvarez     | S     | 5-9  | Fr. | HS   | Redwood City, Calif./Sacred Heart Prep |
| 14  | Lauren Allen        | S     | 5-0  | So. | TR   | Redondo Beach, Calif./Concordia        |
| 15  | Sarah Wilder        | L/DS  | 5-3  | Fr. | HS   | Upland, Calif./Upland HS               |
| 16  | Caroline Baghdikian | MB    | 6-1  | Fr. | HS   | Lake Tahoe, Calif./South Lake Tahoe HS |
| 17  | Alexandra Bubica    | OH    | 5-9  | Jr. | 2V   | San Pedro, Calif./San Pedro HS         |
| 19  | Taylor Smith        | OPP   | 6-0  | Fr. | HS   | Los Altos, Calif./Archbishop Mitty     |
| 22  | McCall Miller       | OH/DS | 5-10 | Sr. | 3V   | Laguna Beach, Calif./Mater Dei HS      |

## 2009 SCHEDULE

| Day          | Date         | Opponent                     | Time        |
|--------------|--------------|------------------------------|-------------|
| Fri.         | 8/28         | vs. California!              | 4:30 pm     |
| Sat.         | 8/29         | vs. Connecticut!             | 2 pm        |
| Sat.         | 8/29         | at Nevada!                   | 7 pm        |
| <b>Fri.</b>  | <b>9/4</b>   | <b>Montana*</b>              | <b>1 pm</b> |
| <b>Fri.</b>  | <b>9/4</b>   | <b>Northeastern*</b>         | <b>7 pm</b> |
| <b>Sat.</b>  | <b>9/5</b>   | <b>UMBC*</b>                 | <b>5 pm</b> |
| Tues.        | 9/8          | at USC                       | 7 pm        |
| Fri.         | 9/11         | vs. Boise State&             | 4:30 pm     |
| Sat.         | 9/12         | vs. Houston&                 | 11 am       |
| Sat.         | 9/12         | at Loyola Marymount&         | 7:30 pm     |
| Thurs        | 9/17         | at San Diego\$               | 7 pm        |
| Fri.         | 9/18         | vs. San Jose State\$         | 7 pm        |
| Fri.         | 9/25         | at Cal Poly*                 | 7 pm        |
| Sat.         | 9/26         | at UC Santa Barbara*         | 7 pm        |
| <b>Fri.</b>  | <b>10/2</b>  | <b>Pacific*</b>              | <b>7 pm</b> |
| <b>Sat.</b>  | <b>10/3</b>  | <b>UC Davis*</b>             | <b>7 pm</b> |
| Tues.        | 10/6         | at Cal State Northridge      | 7 pm        |
| <b>Fri.</b>  | <b>10/16</b> | <b>Long Beach State*</b>     | <b>7 pm</b> |
| <b>Sat.</b>  | <b>10/17</b> | <b>UC Riverside*</b>         | <b>7 pm</b> |
| <b>Fri.</b>  | <b>10/23</b> | <b>UC Santa Barbara*</b>     | <b>7 pm</b> |
| <b>Sat.</b>  | <b>10/24</b> | <b>Cal Poly*</b>             | <b>7 pm</b> |
| Fri.         | 10/30        | at UC Davis*                 | 7 pm        |
| Sat.         | 10/31        | at Pacific*                  | 7 pm        |
| <b>Tues.</b> | <b>11/3</b>  | <b>Seattle</b>               | <b>7 pm</b> |
| <b>Sat.</b>  | <b>11/7</b>  | <b>Cal State Northridge*</b> | <b>7 pm</b> |
| Fri.         | 11/13        | at Cal State Fullerton*      | 7 pm        |
| Sat.         | 11/14        | at UC Riverside*             | 7 pm        |
| <b>Fri.</b>  | <b>11/20</b> | <b>Cal State Fullerton*</b>  | <b>7 pm</b> |
| Sat.         | 11/21        | at Long Beach State*         | 7 pm        |
| Sat.         | 11/28        | vs. TCU^                     | 2:30 pm     |

*! Nevada Marriott Courtyard/Fairfield Invitational (Reno, Nev.)  
 % UCI Classic (Irvine, Calif.)  
 & LMU/LAX Sheraton Classic (Los Angeles, Calif.)  
 \$ San Diego Tournament (San Diego, Calif.)  
 ^ Mizuno Thanksgiving Tournament (Long Beach, Calif.)  
 \*Big West Conference match  
 All times Pacific  
 Home matches in bold*

## DID YOU KNOW?

• The women's volleyball program's 2009 incoming class has been ranked 24th in the nation by PrepVolleyball.com. Seven freshmen and two transfers join first-year head coach Paula Weishoff's volleyball program this fall.

• In 2007, Kari Pestolesi became the first UC Irvine volleyball player to be named Big West Freshman of the Year. She was also a member of the All-Big West First Team in both her freshman and sophomore seasons. The Huntington Beach, Calif., native leads a tenured roster in her junior year.

• A number of former Anteaters are currently pursuing professional volleyball careers. Whitney Pavlik, who was an All-Big West First Team selection in 2005. Kelly Wing, an AVCA All-American and Keegan Featherstone are currently on the AVP Tour. Featherstone also represented Team USA at the World University Beach Volleyball Games in Germany in 2008.

## HEAD COACH PAULA WEISHOFF FIRST SEASON • USC (2000)



**Career Record:** 146-33 (.816)  
**UCI Record:** First season

• Prior to joining UC Irvine, Weishoff served the past five seasons as head coach at Concordia University, Irvine, where she was the winningest coach in school history, boasting a 146-33 (.816) record.

She guided the Eagles to the National Association of Intercollegiate Athletics (NAIA) national finals twice and the semifinals on two other occasions in her five years at the university.

• In the summer of 2009, Weishoff joined head coach Hugh McCutcheon's staff, serving as an assistant on the U.S.A. Women's National Team for the Pan American Cup.

• Weishoff competed for the U.S. Olympic women's volleyball team in 1984, 1992 and 1996. She won a silver medal in Los Angeles (1984) and captured a bronze as the MVP at the '92 Games in Barcelona.

• Weishoff was inducted into the USA Volleyball Hall of Fame in 1998 and was named to the USA Volleyball 75th Anniversary All-Era (1978-2002) Team in 2003. She was a 2005 inductee into the USC Hall of Fame.

**Coaching Experience:** Assistant women's coach/associate head women's coach, USC, 1997-2004 ... head women's coach, Concordia, 2004-08 ... assistant coach, USA Women's National Team, 2009 ... head women's coach, UC Irvine, 2009-present.

## WEISHOFF'S COACHING RECORD

| Year          | School    | W          | L         | Pct.        |
|---------------|-----------|------------|-----------|-------------|
| 2004          | Concordia | 34         | 6         | .894        |
| 2005          | Concordia | 20         | 10        | .667        |
| 2006          | Concordia | 31         | 5         | .861        |
| 2007          | Concordia | 30         | 6         | .833        |
| 2008          | Concordia | 31         | 6         | .838        |
| <b>Totals</b> |           | <b>146</b> | <b>33</b> | <b>.816</b> |

2009 BIG WEST VOLLEYBALL

# UC IRVINE ANTEATERS

## 2008 STATISTICS

|                   | GP         | K           | E          | TA          | PCT.        | A           | SA         | DIG         | BS        | BA         | TB           |
|-------------------|------------|-------------|------------|-------------|-------------|-------------|------------|-------------|-----------|------------|--------------|
| Alexandra Hauser  | 75         | 93          | 27         | 259         | .255        | 3           | 0          | 17          | 1         | 61         | 62           |
| Devon Sutherland  | 106        | 3           | 1          | 9           | .222        | 42          | 21         | 454         | 0         | 0          | 0            |
| Kari Pestolesi    | 104        | 373         | 158        | 1047        | .205        | 50          | 35         | 348         | 5         | 39         | 44           |
| Lauren Souto      | 6          | 1           | 0          | 1           | 1.000       | 0           | 1          | 2           | 0         | 0          | 0            |
| Shannan Homan     | 102        | 208         | 87         | 499         | .242        | 16          | 9          | 33          | 5         | 64         | 69           |
| Taryn Robertson   | 106        | 111         | 26         | 280         | .304        | 1175        | 13         | 221         | 11        | 62         | 73           |
| Riley Cropper     | 54         | 51          | 11         | 115         | .348        | 3           | 4          | 15          | 1         | 27         | 28           |
| Alexandra Filkins | 90         | 140         | 50         | 331         | .272        | 46          | 7          | 178         | 2         | 32         | 34           |
| Larissa Nordyke   | 66         | 83          | 49         | 234         | .145        | 11          | 4          | 93          | 0         | 3          | 3            |
| Lauren Kellerman  | 105        | 349         | 125        | 992         | .226        | 17          | 20         | 259         | 3         | 35         | 38           |
| Chelsea Ellis     | 72         | 74          | 22         | 163         | .319        | 2           | 5          | 12          | 3         | 39         | 42           |
| Alexandra Bubica  | 1          | 0           | 0          | 1           | .000        | 0           | 0          | 0           | 0         | 0          | 0            |
| McCall Miller     | 82         | 5           | 7          | 24          | -.083       | 6           | 3          | 35          | 0         | 2          | 2            |
| Ashley Bosza      | 18         | 0           | 0          | 1           | .000        | 9           | 1          | 5           | 1         | 0          | 1            |
| <b>UC Irvine</b>  | <b>106</b> | <b>1491</b> | <b>563</b> | <b>3956</b> | <b>.235</b> | <b>1380</b> | <b>123</b> | <b>1672</b> | <b>32</b> | <b>364</b> | <b>214.0</b> |
| <b>Opponents</b>  | <b>106</b> | <b>1314</b> | <b>544</b> | <b>3807</b> | <b>.202</b> | <b>1202</b> | <b>94</b>  | <b>1577</b> | <b>35</b> | <b>346</b> | <b>208.0</b> |

## 2008 RESULTS (17-12, 12-4 BIG WEST)

| Day              | Date         | Opponent                        | W/L      | Game Scores                              |
|------------------|--------------|---------------------------------|----------|--|
| Friday           | 8/29         | at San Diego State!             | W        | 25-13, 25-23, 25-23                      |
| Saturday         | 8/30         | vs. No. 20 San Diego!           | L        | 16-25, 24-26, 25-21, 20-25               |
| Saturday         | 8/30         | vs. Albany!                     | W        | 25-19, 25-22, 26-24                      |
| Thursday         | 9/4          | vs. No. 20 Kansas State%        | L        | 29-27, 15-25, 23-25, 22-25               |
| Friday           | 9/5          | at Portland%                    | W        | 25-22, 25-14, 25-16                      |
| Saturday         | 9/6          | vs. Arizona State%              | L        | 17-25, 22-25, 27-25, 21-25               |
| <b>Wednesday</b> | <b>9/10</b>  | <b>No. 12 Oregon</b>            | <b>L</b> | <b>20-25, 22-25, 24-26</b>               |
| Friday           | 9/12         | vs. San Jose State#             | L        | 25-23, 17-25, 18-25, 23-25               |
| Saturday         | 9/13         | vs. Pittsburgh#                 | W        | 25-20, 25-16, 26-24                      |
| Saturday         | 9/13         | at Loyola Marymount#            | L        | 21-25, 19-25, 19-25                      |
| Friday           | 9/19         | vs. Western Michigan\$          | W        | 25-21, 25-23, 25-19                      |
| Saturday         | 9/20         | at Notre Dame\$                 | L        | 22-25, 23-25, 23-25                      |
| Sunday           | 9/21         | vs. Liberty\$                   | L        | 17-25, 23-25, 26-28                      |
| Saturday         | 9/27         | at UC Riverside*                | W        | 25-21, 25-18, 25-17                      |
| <b>Friday</b>    | <b>10/3</b>  | <b>Cal State Northridge*</b>    | <b>W</b> | <b>25-18, 25-13, 21-25, 25-12</b>        |
| <b>Saturday</b>  | <b>10/4</b>  | <b>Cal State Fullerton*</b>     | <b>L</b> | <b>18-25, 17-25, 25-11, 21-25</b>        |
| Friday           | 10/10        | at Pacific*                     | L        | 25-27, 21-25, 20-25                      |
| Saturday         | 10/11        | at UC Davis*                    | W        | 25-17, 25-19, 25-21                      |
| <b>Thursday</b>  | <b>10/16</b> | <b>No. 24 Long Beach State*</b> | <b>W</b> | <b>20-25, 25-12, 25-23, 25-21</b>        |
| Saturday         | 10/18        | at Cal Poly*                    | L        | 21-25, 25-20, 23-25, 15-25               |
| <b>Saturday</b>  | <b>10/25</b> | <b>UC Riverside*</b>            | <b>W</b> | <b>25-9, 25-9, 25-16</b>                 |
| Thursday         | 10/30        | at Cal State Fullerton*         | W        | 25-23, 25-11, 23-25, 19-25, 15-8         |
| Saturday         | 11/1         | at Cal State Northridge*        | W        | 20-25, 25-18, 25-18, 25-21               |
| <b>Friday</b>    | <b>11/7</b>  | <b>UC Davis*</b>                | <b>W</b> | <b>22-25, 25-23, 25-18-25-17</b>         |
| <b>Saturday</b>  | <b>11/8</b>  | <b>Pacific*</b>                 | <b>W</b> | <b>25-17, 15-25, 25-21, 25-15</b>        |
| Wednesday        | 11/12        | at No. 25 Long Beach State*     | L        | 20-25, 25-21, 18-25, 25-21, 13-15        |
| Saturday         | 11/15        | at UC Santa Barbara*            | W        | 25-16, 19-25, 25-22, 25-17               |
| <b>Friday</b>    | <b>11/21</b> | <b>UC Santa Barbara*</b>        | <b>W</b> | <b>27-29, 25-20, 16-25, 25-13, 15-10</b> |
| <b>Saturday</b>  | <b>11/22</b> | <b>Cal Poly*</b>                | <b>W</b> | <b>20-25, 25-16, 26-24, 28-26</b>        |

! San Diego State Tournament (San Diego, Calif.)

% Nike Portland Invitational (Portland, Ore.)

# Loyola Marymount Tournament (Los Angeles, Calif.)

\$ Golden Dome Invitational (South Bend, Ind.)

\*Big West Conference match

All times Pacific

Home matches in **bold**

## KEEP AN EYE ON

KARI PESTOLESI

OH • 5-11 • JUNIOR

HUNTINGTON BEACH, CALIF./EDISON HS



# #4

• Pestolesi is a two-time All-Big West First Team member and a recipient of the 2007 Big West Freshman of the Year award.

• She concluded the 2008 season ranked third in service aces (.34) and fourth in kills (3.59). Her 3.35 dig average also ranked eighth in the league.

• Playing in 104 of UC Irvine's 106 games, Pestolesi tallied 373 kills, 348 digs, 35 aces and 44 blocks.

• In her young career, Pestolesi has already acquired two Big West Player of the Week accolades.

• Pestolesi collected 2008 AVCA All-West Region Honorable Mention honors.

TARYN ROBERTSON

S • 5-11 • SENIOR

VALENCIA, CALIF./VALENCIA HS



# #2

• Robertson was the top setter last season, leading the Big West Conference with 11.08 assists per game.

• An impressive .304 hitting percentage ranked her third on the team, while her 221 digs placed her fourth. She collected 111 kills over the course of 106 games last year.

• Named to the 2007 All-Big West Honorable Mention Team after ranking second on the team with a .293 hitting percentage and tallying a league-high 1431 assists.

• Robertson was named to the AVCA All-West Region Honorable Mention Team.

# UC RIVERSIDE HIGHLANDERS

## QUICK FACTS

### School Information

**Location:** Riverside, Calif.  
**Founded:** 1954  
**Enrollment:** 18,083  
**Nickname:** Highlanders  
**Colors:** Blue & Gold  
**Chancellor:** Timothy P. White  
**Athletic Director:** Stan Morrison  
**Senior Woman Administrator:** Janet Lucas

### Team Information

**Head Coach:** Ron Larsen  
**Assistant Coach:** Brianna Koche  
**Assistant Coach:** Chris Tamas  
**Volleyball Office:** (951) 827-5439  
**2008 Overall Record:** 8-23  
**2008 Conference Record:** 3-13 (T8th)  
**Starters Returning/Lost:** 5/1  
**Letterwinners Returning/Lost:** 10/4

### Media Relations

**Asst. AD/Media Relations:** John Maxwell  
**Volleyball SID:** Lauren Kane  
**Office:** (951) 827-4571  
**Fax:** (951) 827-3569  
**e-mail:** lauren.kane@ucr.edu  
**Website:** www.gohighlanders.com

### Facility Information

**Home Court:** Student Recreation Center  
**Capacity:** 924  
**Press Row Phone:** (951) 827-2153



## 2009 HIGHLANDER ROSTER

| No. | Name               | Pos.  | Ht.  | Yr.  | Exp. | Hometown/Last School                     |
|-----|--------------------|-------|------|------|------|--|
| 5   | Megan Patterson    | DS    | 5-5  | RFr. | HS   | Granite Bay, Calif./Del Oro HS           |
| 6   | Kelley Quinn       | MB/OH | 6-1  | Sr.  | 3V   | Brentwood, Calif./Liberty HS             |
| 7   | Brittney Murrey    | S     | 5-11 | Sr.  | 3V   | El Cerrito, Calif./St. Mary's HS         |
| 8   | Angela Pizzella    | OH/M  | 6-0  | Sr.  | 3V   | San Jose, Calif./Willow Glen HS          |
| 9   | Dominique Cowling  | OH    | 5-8  | Sr.  | 3V   | Benicia, Calif./Benicia HS               |
| 10  | Jasmin White       | OH    | 6-1  | RFr. | HS   | Las Vegas, Nev./Palo Verda HS            |
| 11  | Kristen Van Dongen | S/DS  | 5-7  | RFr. | HS   | Palmdale, Calif./Quartz Hill HS          |
| 12  | Katherine Castillo | S     | 5-8  | RFr. | HS   | Huntington Beach, Calif./Mater Dei HS    |
| 13  | Shannon Moynour    | MB    | 6-2  | Jr.  | 2V   | Valley Center, Calif./Valley Center HS   |
| 14  | Tonbara Youpele    | OH    | 5-8  | Sr.  | 3V   | San Bernardino, Calif./Pacific HS        |
| 16  | Kelly Simpson      | OH    | 6-1  | Jr.  | 2V   | Modesto, Calif./Beyer HS                 |
| 17  | Amanda Nilsson     | S     | 5-7  | Sr.  | 3V   | Torrance, Calif./Torrance HS             |
| -   | Bianca Endersby    | MB    | 6-1  | So.  | TR   | San Clemente, Calif./Texas State         |
| -   | Shelby LeDuff      | OH    | 5-11 | Fr.  | HS   | Valencia, Calif./Valencia HS             |
| -   | Lailani Maile      | OH/L  | 5-8  | Fr.  | HS   | Highland, Calif./Redlands East Valley HS |
| -   | Paige Quinones     | OH    | 5-9  | Fr.  | HS   | La Puente, Calif./La Puente HS           |
| -   | Savannah Thomas    | OH    | 5-11 | Jr.  | TR   | Woodland Hills, Calif./Moorpark College  |

## 2009 SCHEDULE

| Day           | Date         | Opponent                     | Time           |
|---------------|--------------|------------------------------|----------------|
| Fri.          | 8/28         | vs. Cincinnati@              | 4 pm           |
| Sat.          | 8/29         | at Utah@                     | 9 am           |
| Sat.          | 8/29         | vs. Arizona State@           | 4 pm           |
| Fri.          | 9/4          | vs. Santa Clara%             | 5 pm           |
| Sat.          | 9/5          | at Sacramento State%         | 12:30 pm       |
| Sat.          | 9/5          | vs. Cal State Bakersfield%   | 5 pm           |
| Fri.          | 9/11         | vs. Army&                    | 4:30 pm        |
| Sat.          | 9/12         | vs. Seattle&                 | 4:30 pm        |
| Sun.          | 9/13         | at Pepperdine&               | 2:30 pm        |
| Fri.          | 9/25         | at UC Santa Barbara*         | 7 pm           |
| Sat.          | 9/26         | at Cal Poly*                 | 7 pm           |
| <b>Fri.</b>   | <b>10/2</b>  | <b>UC Davis*</b>             | <b>7:30 pm</b> |
| <b>Sat.</b>   | <b>10/3</b>  | <b>Pacific*</b>              | <b>7 pm</b>    |
| Fri.          | 10/9         | at Cal State Bakersfield     | 7 pm           |
| Sat.          | 10/10        | at Cal State Northridge*     | 7 pm           |
| Thurs.        | 10/15        | at Cal State Fullerton*      | 7 pm           |
| Sat.          | 10/17        | at UC Irvine                 | 7 pm           |
| <b>Fri.</b>   | <b>10/23</b> | <b>Cal Poly*</b>             | <b>7 pm</b>    |
| <b>Sat.</b>   | <b>10/24</b> | <b>UC Santa Barbara*</b>     | <b>7 pm</b>    |
| Fri.          | 10/30        | at Pacific*                  | 7 pm           |
| Sat.          | 10/31        | at UC Davis*                 | 7 pm           |
| <b>Fri.</b>   | <b>11/6</b>  | <b>Cal State Northridge*</b> | <b>7 pm</b>    |
| <b>Sat.</b>   | <b>11/7</b>  | <b>Cal State Bakersfield</b> | <b>7 pm</b>    |
| <b>Thurs.</b> | <b>11/12</b> | <b>Long Beach State*</b>     | <b>7 pm</b>    |
| <b>Sat.</b>   | <b>11/14</b> | <b>UC Irvine*</b>            | <b>7 pm</b>    |
| Fri.          | 11/20        | at Long Beach State*         | 7 pm           |
| <b>Sat.</b>   | <b>11/21</b> | <b>Cal State Fullerton*</b>  | <b>7 pm</b>    |

@ Utah Classic (Salt Lake City, Utah)  
 % Sacramento State Tournament (Sacramento, Calif.)  
 & Pepperdine Asics Classic (Malibu, Calif.)  
 \*Big West Conference match  
 All times Pacific  
 Home matches in **bold**

## DID YOU KNOW?

• The 2009 season marks a new era for the UC Riverside Highlanders with first-year head coach Ron Larsen. Larsen replaces Sue Gozansky, who retired last season after 39 years at the helm of the Highlander volleyball team. During that time, Gozansky led UCR to two Division II National Championships and one AIAW, honored as a five-time California Collegiate Athletic Association (CCAA) Coach of the Year and was inducted into the AVCA Hall of Fame in 2006. She concluded her career at UC Riverside with an overall mark of 680-519.

• UC Riverside hired Larsen over the summer as just the second head women's volleyball coach in the program's history. He joined the Highlanders after four years as the top assistant coach for the USA Men's National Volleyball Team. The international sporting world was introduced to Larsen most recently when he took over for Head Coach Hugh McCutcheon at the 2008 Olympic Games, coaching the U.S. Men's Team in its first three contests. Larsen coached the U.S. Men's Team to three pool play victories against Venezuela, Italy and Bulgaria before McCutcheon returned to the team, which went on to win the Olympic gold medal for the first time since 1988.

## HEAD COACH RON LARSEN FIRST SEASON • BYU (1973)



**Career Record:** 262-316  
 (.453)  
**UCR Record:** Same

• UC Riverside hired Ron Larsen as just the second head women's volleyball coach in the program's history. He joined the Highlanders after four years as the top assistant coach for the

USA Men's National Volleyball Team.

• Larsen, the 2004 MPSF Coach of the Year, completed six seasons as the UC San Diego head coach.

• Larsen went to UCSD after seven seasons at the University of Rutgers-Newark where he was the head coach of both the men's and women's programs.

• He was named New Jersey Athletic Conference Coach of the Year in 1996 and 1998 and Eastern Intercollegiate Volleyball Association Coach of the Year in 1998.

**Coaching Experience:** Head men's coach, California Club Team, 1980-84 and 1987-89 ... assistant women's coach, St. Mary's College, 1987-88 ... assistant men's coach, UC Davis, 1991-93 ... head men's and women's coach, Rutgers-Newark, 1993-99 ... head men's coach,

UC San Diego, 2000-2005 ... assistant coach, USA Men's National Team, 2005-08 ... head women's coach, UC Riverside, 2009-present.

## LARSEN'S COACHING RECORD

| Year          | School             | W          | L          | Pct.        |
|---------------|--------------------|------------|------------|-------------|
| 1993          | Rutgers-Newark (W) | 14         | 7          | .667        |
| 1994          | Rutgers-Newark (W) | 21         | 14         | .600        |
| 1995          | Rutgers-Newark (W) | 22         | 11         | .667        |
| 1996          | Rutgers-Newark (W) | 15         | 18         | .455        |
| 1997          | Rutgers-Newark (W) | 10         | 23         | .303        |
| 1998          | Rutgers-Newark (W) | 29         | 6          | .829        |
| 1999          | Rutgers-Newark (W) | 11         | 17         | .393        |
| 1994          | Rutgers-Newark (M) | 20         | 13         | .606        |
| 1995          | Rutgers-Newark (M) | 24         | 15         | .615        |
| 1996          | Rutgers-Newark (M) | 14         | 15         | .483        |
| 1997          | Rutgers-Newark (M) | 12         | 20         | .375        |
| 1998          | Rutgers-Newark (M) | 18         | 12         | .600        |
| 1999          | Rutgers-Newark (M) | 15         | 16         | .484        |
| 2000          | UC San Diego       | 8          | 18         | .308        |
| 2001          | UC San Diego       | 6          | 21         | .222        |
| 2002          | UC San Diego       | 7          | 23         | .233        |
| 2003          | UC San Diego       | 6          | 22         | .214        |
| 2004          | UC San Diego       | 8          | 21         | .276        |
| 2005          | UC San Diego       | 2          | 24         | .077        |
| <b>Totals</b> |                    | <b>262</b> | <b>316</b> | <b>.453</b> |

2009 BIG WEST VOLLEYBALL

# UC RIVERSIDE HIGHLANDERS

## 2008 STATISTICS

|                   | GP  | K   | E   | TA   | PCT. | A   | SA | DIG | BS | BA | TB |
|-------------------|-----|-----|-----|------|------|-----|----|-----|----|----|----|
| Kimberly McNeal   | 108 | 3   | 3   | 9    | .000 | 21  | 11 | 294 | 0  | 0  | 0  |
| Amy Read          | 52  | 66  | 37  | 240  | .121 | 15  | 0  | 23  | 0  | 26 | 26 |
| Kelly Fink        | 108 | 364 | 171 | 1073 | .180 | 21  | 15 | 272 | 6  | 31 | 37 |
| Kelly Quinn       | 43  | 34  | 23  | 120  | .092 | 4   | 0  | 15  | 3  | 16 | 19 |
| Brittney Murrey   | 110 | 60  | 21  | 195  | .200 | 804 | 16 | 249 | 3  | 43 | 46 |
| Angela Pizzella   | 55  | 58  | 24  | 177  | .192 | 10  | 7  | 33  | 15 | 40 | 55 |
| Dominique Cowling | 103 | 266 | 131 | 753  | .179 | 16  | 8  | 182 | 5  | 32 | 37 |
| Shannon Moyneur   | 67  | 47  | 29  | 162  | .111 | 8   | 4  | 14  | 16 | 76 | 92 |
| Tonbara Youpele   | 83  | 7   | 7   | 30   | .000 | 11  | 11 | 165 | 1  | 1  | 2  |
| Raquel Salinas    | 57  | 80  | 42  | 246  | .154 | 11  | 0  | 22  | 3  | 31 | 34 |
| Amanda Nilsson    | 107 | 3   | 0   | 10   | .300 | 173 | 9  | 189 | 0  | 0  | 0  |
| Amy Bush          | 61  | 41  | 21  | 141  | .142 | 2   | 0  | 9   | 5  | 42 | 47 |
| Rebecca Pugh      | 3   | 0   | 0   | 0    | .000 | 0   | 0  | 1   | 0  | 0  | 0  |

|                     |            |             |            |             |             |             |            |             |           |            |              |
|---------------------|------------|-------------|------------|-------------|-------------|-------------|------------|-------------|-----------|------------|--------------|
| <b>UC Riverside</b> | <b>110</b> | <b>1193</b> | <b>586</b> | <b>3642</b> | <b>.167</b> | <b>1110</b> | <b>81</b>  | <b>1506</b> | <b>61</b> | <b>374</b> | <b>248.0</b> |
| <b>Opponents</b>    | <b>110</b> | <b>1572</b> | <b>638</b> | <b>4020</b> | <b>.232</b> | <b>1423</b> | <b>156</b> | <b>1612</b> | <b>56</b> | <b>277</b> | <b>194.5</b> |

## 2008 RESULTS (8-23, 3-13 BIG WEST)

| Day              | Date         | Opponent                        | W/L      | Game Scores                              |
|------------------|--------------|---------------------------------|----------|--|
| Friday           | 8/29         | at Montana!                     | L        | 22-25, 25-22, 16-25, 22-25               |
| Friday           | 8/29         | vs. North Dakota State!         | W        | 27-29, 22-25, 25-21, 25-21, 15-13        |
| Saturday         | 8/30         | vs. Bradley!                    | W        | 25-22, 25-15, 25-22                      |
| Saturday         | 8/30         | vs. Gonzaga!                    | W        | 25-17, 25-20, 25-22                      |
| <b>Wednesday</b> | <b>9/3</b>   | <b>No. 6 UCLA</b>               | <b>L</b> | <b>16-25, 19-25, 16-25</b>               |
| Friday           | 9/5          | vs. DePaul#                     | W        | 24-26, 25-17, 25-23, 25-17               |
| Saturday         | 9/6          | vs. James Madison#              | W        | 19-25, 25-18, 25-23, 25-20               |
| Saturday         | 9/6          | at No. 5 California#            | L        | 16-25, 21-25, 17-25                      |
| Friday           | 9/12         | vs. Oregon State\$              | L        | 19-25, 20-25, 23-25                      |
| Friday           | 9/12         | at Portland State\$             | L        | 18-25, 21-25, 23-25                      |
| Saturday         | 9/13         | vs. Idaho\$                     | L        | 20-25, 19-25, 21-25                      |
| Saturday         | 9/13         | vs. Portland\$                  | L        | 22-25, 23-25, 22-25                      |
| Tuesday          | 9/16         | at No. 17 San Diego             | L        | 22-25, 15-25, 18-25                      |
| Friday           | 9/18         | vs. Arizona                     | L        | 18-25, 21-25, 25-19, 25-22, 10-15        |
| Friday           | 9/18         | at Loyola Marymount             | L        | 28-26, 20-25, 14-25, 13-25               |
| <b>Saturday</b>  | <b>9/27</b>  | <b>UC Irvine*</b>               | <b>L</b> | <b>21-25, 18-25, 17-25</b>               |
| <b>Friday</b>    | <b>10/3</b>  | <b>Cal State Fullerton*</b>     | <b>L</b> | <b>25-22, 21-25, 15-25, 25-12, 10-15</b> |
| <b>Saturday</b>  | <b>10/4</b>  | <b>Cal State Northridge*</b>    | <b>W</b> | <b>20-25, 12-25, 25-18, 25-17, 15-5</b>  |
| Friday           | 10/10        | at UC Davis*                    | W        | 25-22, 26-24, 21-25, 28-26               |
| Saturday         | 10/11        | at Pacific*                     | L        | 11-25, 16-25, 19-25                      |
| <b>Friday</b>    | <b>10/17</b> | <b>No. 24 Long Beach State*</b> | <b>L</b> | <b>18-25, 16-25, 15-25</b>               |
| <b>Saturday</b>  | <b>10/18</b> | <b>UC Santa Barbara*</b>        | <b>L</b> | <b>19-25, 18-25, 26-28</b>               |
| Saturday         | 10/25        | at UC Irvine*                   | L        | 9-25, 9-25, 16-25                        |
| Friday           | 10/31        | at Cal State Northridge*        | W        | 25-20, 23-25, 25-22, 30-28               |
| Saturday         | 11/1         | at Cal State Fullerton*         | L        | 19-25, 18-25, 21-25                      |
| <b>Friday</b>    | <b>11/7</b>  | <b>Pacific*</b>                 | <b>L</b> | <b>25-23, 22-25, 15-25, 20-25</b>        |
| <b>Saturday</b>  | <b>11/8</b>  | <b>UC Davis*</b>                | <b>L</b> | <b>19-25, 25-13, 16-25, 17-25</b>        |
| Thursday         | 11/13        | at No. 25 Long Beach State*     | L        | 14-25, 18-25, 13-25                      |
| Saturday         | 11/15        | at Cal Poly*                    | L        | 16-25, 15-25, 14-25                      |
| <b>Friday</b>    | <b>11/21</b> | <b>Cal Poly*</b>                | <b>L</b> | <b>19-25, 16-25, 13-25</b>               |
| Saturday         | 11/22        | at UC Santa Barbara*            | L        | 25-16, 12-25, 23-25, 23-25               |

! Montana Tournament (Missoula, Mont.)

# Golden Bear Invitational (Berkeley, Calif.)

\$ Portland State Volleyball Showcase (Portland, Ore.)

\*Big West Conference match

All times Pacific

Home matches in **bold**

## KEEP AN EYE ON

DOMINIQUE COWLING  
OH • 5-8 • SENIOR  
BENICIA, CALIF./BENICIA HS

# #9



• Last season, Cowling ranked second on the team with 266 kills. She also registered a .179 hitting percentage.

• Playing 103 of the Highlanders' 110 games, she registered 182 digs and 37 blocks.

• Cowling is one of six seniors on a veteran UC Riverside 2009 roster.

BRITTNEY MURREY  
S • 5-11 • SENIOR  
EL CERRITO, CALIF./ST. MARY'S HS

# #7



• Murrey averaged 7.31 assists per game in 2008 to place ninth in the Big West Conference. She totaled 804 assists in 110 games.

• Murrey's 249 digs placed her third on the Highlanders squad and makes her the top returner in digs for the 2009 season.

• Entering her senior year, Murrey has played in all but two of UC Riverside's games. She is one of five starters returning this season.

# UC SANTA BARBARA GAUCHOS

## QUICK FACTS

### School Information

**Location:** Santa Barbara, Calif.  
**Founded:** 1944  
**Enrollment:** 20,000  
**Nickname:** Gauchos  
**Colors:** Blue & Gold  
**Chancellor:** Dr. Henry Yang  
**Athletic Director:** Mike Massari  
**Senior Woman Administrator:** Diane O'Brien

### Team Information

**Head Coach:** Kathy Gregory  
**Associate Head Coach:** Greg Gibbons  
**Assistant Coach:** Connor Hastings  
**Volleyball Office:** (805) 893-4881  
**2008 Overall Record:** 11-16  
**2008 Conference Record:** 7-9 (6th)  
**Starters Returning/Lost:** 4/2  
**Letterwinners Returning/Lost:** 6/7

### Media Relations

**Asst. AD/Media Relations:** Bill Mahoney  
**Volleyball SID:** Matt Hurst  
**Office:** (805) 893-8603  
**Fax:** (805) 893-4537  
**e-mail:** matt.hurst@athletics.ucsb.edu  
**Website:** www.ucsbgauchos.com

### Facility Information

**Home Court:** The Thunderdome  
**Capacity:** 6,000  
**Press Row Phone:** (805) 893-4361/4516



## 2009 GAUCHO ROSTER

| No. | Name             | Pos. | Ht.  | Yr. | Exp. | Hometown/Last School                         |
|-----|------------------|------|------|-----|------|--|
| 1   | Erica Lau        | OH   | 5-10 | Fr. | HS   | Hermosa Beach, Calif./Mira Costa HS          |
| 2   | Chelsey Lowe     | L    | 5-10 | So. | TR   | Yorba Linda, Calif./San Francisco            |
| 3   | Charlene DeHoog  | OH   | 6-0  | Jr. | 2V   | Bakersfield, Calif./Bakersfield Christian HS |
| 4   | Leah Sully       | OH   | 5-11 | Fr. | HS   | Irvine, Calif./Woodbridge HS                 |
| 5   | Kasey Kipp       | MB   | 6-2  | Jr. | 2V   | Newport Beach, Calif./Corona Del Mar HS      |
| 8   | Quinn Williams   | OH   | 6-1  | So. | TR   | Palmdale, Calif./Long Island                 |
| 9   | Kiersten Dolbec  | MB   | 6-1  | Fr. | HS   | Saratoga, Calif./Saratoga HS                 |
| 10  | Dana Vargas      | S    | 5-7  | Jr. | 2V   | Seal Beach, Calif./St. Joseph HS             |
| 11  | Stacey Schmidt   | OPP  | 6-2  | So. | 1V   | Huntington Beach, Calif./Marina HS           |
| 12  | Mimi Cuttrel     | OH   | 6-0  | Fr. | HS   | Santa Barbara, Calif./Santa Barbara HS       |
| 13  | Gabby Manos      | MB   | 6-2  | Fr. | HS   | San Diego, Calif./Point Loma HS              |
| 14  | Katie Ring       | DS   | 5-6  | So. | 1V   | Portola Valley, Calif./St. Francis HS        |
| 15  | Olivia Ruff      | DS   | 5-11 | Fr. | HS   | Santa Cruz, Calif./Harbor HS                 |
| 20  | Kara Sherrard    | OH   | 6-0  | Fr. | HS   | Lancaster, Calif./Quartz Hill HS             |
| 21  | Rebecca Saraceno | OH   | 6-2  | Sr. | 3V   | Redondo Beach, Calif./Redondo Union HS       |
| 23  | Nicole Favreau   | S    | 5-9  | Fr. | HS   | Anaheim, Calif./Rosary HS                    |
| 24  | Lily Lopez       | MB   | 6-1  | So. | 1V   | Santa Ana, Calif./Mater Dei HS               |

## 2009 SCHEDULE

| Day          | Date         | Opponent                     | Time        |
|--------------|--------------|------------------------------|-------------|
| Fri.         | 8/28         | vs. Portland State%          | 5 pm        |
| Sat.         | 8/29         | vs. Delaware%                | 10:30 am    |
| Sat.         | 8/29         | at New Mexico%               | 7 pm        |
| Fri.         | 9/4          | at San Diego                 | 7 pm        |
| Sat.         | 9/5          | at San Diego                 | 2 pm        |
| Thurs.       | 9/10         | at UNLV\$                    | 7 pm        |
| Fri.         | 9/11         | vs. Oregon State\$           | 6 pm        |
| <b>Wed.</b>  | <b>9/16</b>  | <b>Santa Clara</b>           | <b>7 pm</b> |
| Fri.         | 9/18         | vs. Seattle&                 | 5 pm        |
| Sat.         | 9/19         | Idaho&                       | 2 pm        |
| <b>Tues.</b> | <b>9/22</b>  | <b>Loyola Marymount</b>      | <b>7 pm</b> |
| <b>Fri.</b>  | <b>9/25</b>  | <b>UC Riverside*</b>         | <b>7 pm</b> |
| <b>Sat.</b>  | <b>9/26</b>  | <b>UC Irvine*</b>            | <b>7 pm</b> |
| Fri.         | 10/2         | at Long Beach State*         | 7 pm        |
| Sat.         | 10/3         | at Cal State Fullerton*      | 7 pm        |
| <b>Sat.</b>  | <b>10/10</b> | <b>Cal Poly*</b>             | <b>7 pm</b> |
| <b>Tues.</b> | <b>10/13</b> | <b>Pepperdine</b>            | <b>7 pm</b> |
| <b>Fri.</b>  | <b>10/16</b> | <b>Pacific*</b>              | <b>7 pm</b> |
| <b>Sat.</b>  | <b>10/17</b> | <b>UC Davis*</b>             | <b>7 pm</b> |
| Fri.         | 10/23        | at UC Irvine*                | 7 pm        |
| Sat.         | 10/24        | at UC Riverside*             | 7 pm        |
| <b>Fri.</b>  | <b>10/30</b> | <b>Cal State Fullerton*</b>  | <b>7 pm</b> |
| <b>Sat.</b>  | <b>10/31</b> | <b>Long Beach State*</b>     | <b>7 pm</b> |
| Tues.        | 11/3         | at Cal State Northridge*     | 7 pm        |
| Sat.         | 11/7         | at Cal Poly*                 | 7 pm        |
| Fri.         | 11/13        | at UC Davis*                 | 7 pm        |
| Sat.         | 11/14        | at Pacific*                  | 7 pm        |
| <b>Sat.</b>  | <b>11/21</b> | <b>Cal State Northridge*</b> | <b>7 pm</b> |
| <b>Sat.</b>  | <b>11/24</b> | <b>San Diego State</b>       | <b>7 pm</b> |

% New Mexico Tournament (Albuquerque, N.M.)  
 \$ UNLV Invitational (Las Vegas, Nev.)  
 & Mission Inn of Pismo Beach Invitational  
 (San Luis Obispo, Calif.)  
 \* Big West Conference match  
 All times Pacific  
 Home matches in bold

## DID YOU KNOW?

• Current head coach Kathy Gregory has been the only coach in the history of the UC Santa Barbara volleyball program. Gregory began her coaching career with the inception of the women's volleyball program back in 1975. Her 809 Division I career victories ranks fifth among active coaches.

• Gregory has captured six Big West Coach of the Year honors, the second most in conference history. Since 1987 UC Santa Barbara has earned six Big West Freshman of the Year honors to lead the league - Olivia Waldowski (2003), Megan Blackshire (2002), Brooke Niles (1999), Brooke Rundle (1998), Roberta Gehlke (1996) and Kim Keys (1992).

• The UC Santa Barbara Gauchos have won four Big West Conference Championships with the latest coming in 2005 when they were crowned co-champions with Long Beach State after posting a 12-2 record.



**Career Record:** 809-362  
 (.691)  
**UCSB Record:** Same

• Named 2005 Co-Big West Coach of the Year after leading UCSB to at least a share of its fourth straight regular season title.

• Guided the Gauchos to five

Sweet 16 appearances in the last 10 NCAA Tournaments.

• Led UCSB to 26 consecutive NCAA Tournaments, one of only three programs to accomplish that feat.

• Collected her 700th career win in 2002.

• Was named the 1993 AVCA/Tachikara National Coach of the Year.

• Became only the third woman to be inducted into the Volleyball Hall of Fame in 1989.

**Coaching Experience:** Head coach, UC Santa Barbara 1975-present.

HEAD COACH KATHY GREGORY  
 35TH SEASON • CS LOS ANGELES (1968)

## GREGORY'S COACHING RECORD

| Year | School | W-L   | Pct. | 1998          | UCSB        | 28-6           | .824        |
|------|--------|-------|------|---------------|-------------|----------------|-------------|
| 1975 | UCSB   | 10-10 | .500 | 1999          | UCSB        | 29-6           | .829        |
| 1976 | UCSB   | 20-8  | .714 | 2000          | UCSB        | 26-8           | .765        |
| 1977 | UCSB   | 24-11 | .686 | 2001          | UCSB        | 17-14          | .548        |
| 1978 | UCSB   | 15-9  | .625 | 2002          | UCSB        | 30-3           | .909        |
| 1979 | UCSB   | 27-12 | .692 | 2003          | UCSB        | 19-9           | .679        |
| 1980 | UCSB   | 40-10 | .800 | 2004          | UCSB        | 24-4           | .857        |
| 1981 | UCSB   | 25-13 | .658 | 2005          | UCSB        | 21-9           | .700        |
| 1982 | UCSB   | 27-15 | .643 | 2006          | UCSB        | 19-12          | .613        |
| 1983 | UCSB   | 37-18 | .673 | 2007          | UCSB        | 14-18          | .438        |
| 1984 | UCSB   | 20-18 | .526 | <b>2008</b>   | <b>UCSB</b> | <b>11-16</b>   | <b>.407</b> |
| 1985 | UCSB   | 26-17 | .605 | <b>Totals</b> |             | <b>809-362</b> | <b>.691</b> |
| 1986 | UCSB   | 24-11 | .686 |               |             |                |             |
| 1987 | UCSB   | 24-16 | .600 |               |             |                |             |
| 1988 | UCSB   | 17-17 | .500 |               |             |                |             |
| 1989 | UCSB   | 22-13 | .629 |               |             |                |             |
| 1990 | UCSB   | 31-7  | .816 |               |             |                |             |
| 1991 | UCSB   | 22-10 | .687 |               |             |                |             |
| 1992 | UCSB   | 23-8  | .742 |               |             |                |             |
| 1993 | UCSB   | 28-4  | .875 |               |             |                |             |
| 1994 | UCSB   | 28-7  | .800 |               |             |                |             |
| 1995 | UCSB   | 26-9  | .743 |               |             |                |             |
| 1996 | UCSB   | 23-9  | .719 |               |             |                |             |
| 1997 | UCSB   | 32-5  | .865 |               |             |                |             |

2009 BIG WEST VOLLEYBALL

# UC SANTA BARBARA GAUCHOS

## 2008 STATISTICS

|                         | GP        | K           | E          | TA          | PCT.        | A           | SA         | DIG         | BS        | BA         | TB           |
|-------------------------|-----------|-------------|------------|-------------|-------------|-------------|------------|-------------|-----------|------------|--------------|
| Leigh Stephenson        | 99        | 1           | 1          | 3           | .000        | 35          | 15         | 432         | 0         | 0          | 0            |
| Charlene DeHoog         | 95        | 268         | 103        | 766         | .215        | 17          | 15         | 133         | 0         | 47         | 47           |
| Kasey Kipp              | 99        | 156         | 69         | 404         | .215        | 6           | 0          | 12          | 10        | 101        | 111          |
| Chelsea Pavlik          | 42        | 5           | 7          | 17          | -.118       | 7           | 6          | 47          | 0         | 0          | 0            |
| Dana Vargas             | 99        | 53          | 9          | 99          | .444        | 846         | 26         | 190         | 1         | 25         | 26           |
| Jane Hinkle             | 1         | 0           | 0          | 1           | .000        | 0           | 0          | 0           | 0         | 0          | 0            |
| Jessica Welch           | 62        | 0           | 1          | 4           | -.250       | 138         | 5          | 40          | 0         | 0          | 0            |
| Katie Ring              | 3         | 0           | 0          | 0           | .000        | 0           | 0          | 0           | 0         | 0          | 0            |
| Lauren McLaughlin       | 98        | 356         | 110        | 1082        | .227        | 28          | 17         | 255         | 1         | 41         | 42           |
| Nikki Doyle             | 26        | 28          | 15         | 100         | .130        | 2           | 4          | 32          | 0         | 2          | 2            |
| Lindsay Fletcher        | 31        | 18          | 8          | 68          | .147        | 3           | 2          | 17          | 0         | 9          | 9            |
| Rebecca Saraceno        | 94        | 211         | 117        | 674         | .139        | 24          | 27         | 186         | 2         | 39         | 41           |
| Whittany Radcliffe      | 55        | 32          | 25         | 118         | .059        | 6           | 0          | 17          | 0         | 16         | 16           |
| Lily Lopez              | 98        | 100         | 52         | 274         | .175        | 7           | 14         | 61          | 5         | 61         | 66           |
| <b>UC Santa Barbara</b> | <b>99</b> | <b>1228</b> | <b>517</b> | <b>3610</b> | <b>.197</b> | <b>1119</b> | <b>131</b> | <b>1422</b> | <b>19</b> | <b>341</b> | <b>189.5</b> |
| <b>Opponents</b>        | <b>99</b> | <b>1317</b> | <b>533</b> | <b>3536</b> | <b>.222</b> | <b>1226</b> | <b>116</b> | <b>1575</b> | <b>57</b> | <b>397</b> | <b>255.5</b> |

## 2008 RESULTS (11-16, 7-9 BIG WEST)

| Day      | Date         | Opponent                     | W/L      | Game Scores                              |
|----------|--------------|------------------------------|----------|--|
| Saturday | 8/30         | vs. St. John's#              | W        | 25-20, 25-20, 25-21                      |
| Sunday   | 8/31         | at No. 5 California#         | L        | 15-25, 14-25, 21-25                      |
| Friday   | 9/5          | at San Francisco\$           | L        | 24-26, 25-20, 26-28, 25-27               |
| Saturday | 9/6          | vs. Utah State\$             | W        | 25-19, 25-18, 25-21                      |
| Saturday | 9/6          | vs. UT-Arlington\$           | W        | 25-11, 25-13, 25-17                      |
| Thursday | 9/11         | vs. Santa Clara%             | L        | 19-25, 25-21, 22-25, 19-25               |
| Friday   | 9/12         | at No. 7 Stanford%           | L        | 13-25, 17-25, 21-25                      |
| Saturday | 9/13         | vs. New Mexico State%        | L        | 14-25, 22-25, 25-23, 18-25               |
| Tuesday  | 9/16         | at Loyola Marymount          | L        | 15-25, 25-17, 16-25, 22-25               |
| Friday   | 9/19         | at No. 21 Pepperdine&        | L        | 21-25, 18-25, 16-25                      |
| Saturday | 9/20         | vs. Texas State&             | W        | 25-16, 25-23, 25-18                      |
| Friday   | 9/26         | at Cal State Northridge*     | W        | 25-27, 25-16, 28-26, 22-25, 15-12        |
| Saturday | 9/27         | at Cal State Fullerton*      | W        | 25-19, 22-25, 25-18, 25-16               |
| Friday   | <b>10/3</b>  | <b>Pacific*</b>              | <b>L</b> | <b>25-23, 20-25, 25-21, 23-25, 13-15</b> |
| Saturday | <b>10/4</b>  | <b>UC Davis*</b>             | <b>W</b> | <b>25-16, 26-24, 25-11</b>               |
| Saturday | 10/11        | at Long Beach State*         | L        | 25-23, 21-25, 26-24, 19-25, 9-15         |
| Thursday | 10/16        | at Cal Poly*                 | L        | 17-25, 18-25, 19-25                      |
| Saturday | 10/18        | at UC Riverside*             | W        | 25-19, 25-18, 28-26                      |
| Friday   | <b>10/24</b> | <b>Cal State Fullerton*</b>  | <b>L</b> | <b>23-25, 13-25, 25-15, 14-25</b>        |
| Saturday | <b>10/25</b> | <b>Cal State Northridge*</b> | <b>W</b> | <b>25-21, 25-12, 25-22</b>               |
| Friday   | 10/31        | at UC Davis*                 | W        | 25-20, 25-15, 25-11                      |
| Saturday | 11/1         | at Pacific*                  | L        | 25-23, 17-25, 23-25, 19-25               |
| Friday   | <b>11/7</b>  | <b>Long Beach State*</b>     | <b>L</b> | <b>23-25, 14-25, 22-25</b>               |
| Thursday | <b>11/13</b> | <b>Cal Poly*</b>             | <b>L</b> | <b>15-25, 28-26, 21-25, 19-25</b>        |
| Saturday | <b>11/15</b> | <b>UC Irvine*</b>            | <b>L</b> | <b>16-25, 25-19, 22-25, 17-25</b>        |
| Friday   | 11/21        | at UC Irvine*                | L        | 29-27, 20-25, 25-16, 13-25, 10-15        |
| Saturday | <b>11/22</b> | <b>UC Riverside*</b>         | <b>W</b> | <b>16-25, 25-12, 25-23, 25-23</b>        |

# Cal Molten Classic (Berkeley, Calif.)

\$ San Francisco Tournament (San Francisco, Calif.)

% Stanford Invitational (Palo Alto, Calif.)

& Pepperdine ASICS Classic (Malibu, Calif.)

\*Big West Conference match

All times Pacific

Home matches in **bold**

## KEEP AN EYE ON

REBECCA SARACENO

OH • 6-2 • SENIOR

REDONDO BEACH, CALIF./REDONDO UNION HS

# #21



• Saraceno recorded 27 service aces in 94 games for a .29 service ace average, which ranked sixth in the league last year.

• She finished third on the Gauchos squad with 211 kills and fourth in digs with 186.

• Saraceno began her career at UC Santa Barbara earning 2006 All-Big West Freshman honors.

• Saraceno is the lone senior on a UC Santa Barbara roster that encompasses 10 underclassmen.

DANA VARGAS

S • 5-7 • JUNIOR

SEAL BEACH, CALIF./ST. JOSEPH HS

# #10



• Last season Vargas ranked eighth in the league with a 8.55 assist average. She tallied 846 assists in 99 games played.

• Her 26 service aces ranked her second among fellow UC Santa Barbara teammates last season.

• Vargas was named to the 2007 Big West All-Freshman Team.

• Vargas older sister, Nicole, played four years at Big West foe Long Beach State. Nicole concluded her tenure as a 49er in 2008.

# PACIFIC TIGERS

## QUICK FACTS

### School Information

**Location:** Stockton, Calif.  
**Founded:** 1851  
**Enrollment:** 6,268  
**Nickname:** Tigers  
**Colors:** Orange & Black  
**President:** Pamela A. Eibeck  
**Athletic Director:** Lynn King  
**Senior Woman Administrator:** Holly Trexler

### Team Information

**Interim Head Coach:** David Johnson  
**Associate Head Coach:** Ray Batalon  
**Assistant Coach:** Aven Lee  
**Volleyball Office:** (209) 946-2389  
**2008 Overall Record:** 12-16  
**2008 Conference Record:** 10-6 (4th)  
**Starters Returning/Lost:** 4/3  
**Letterwinners Returning/Lost:** 8/4

### Media Relations

**Media Relations Director:** Mike Millerick  
**Volleyball SID:** Ben Laskey  
**Office:** (209) 946-2730  
**Fax:** (209) 946-2757  
**e-mail:** b\_laskey@pacific.edu  
**Website:** www.pacifictigers.com

### Facility Information

**Home Court:** Alex G. Spanos Center  
**Capacity:** 6,150  
**Press Row Phone:** (209) 946-2472



## 2009 TIGER ROSTER

| No. | Name                | Pos.   | Ht.  | Yr.  | Exp. | Hometown/Last School                           |
|-----|---------------------|--------|------|------|------|--|
| 1   | Pihanakealoha Kea   | S      | 5-5  | Fr.  | HS   | Honolulu, Hawaii/Punahou HS                    |
| 3   | Dancyne Kama        | DS/S   | 5-5  | Sr.  | 3V   | Hilo, Hawaii/Kamehameha HS                     |
| 4   | Natalia Tomaszewska | MB     | 6-1  | Sr.  | 3V   | Marklowice, Poland/Acad. of Physical Education |
| 5   | Gabby Cowden        | MB     | 6-2  | Fr.  | HS   | Danville, Calif./Monte Vista HS                |
| 6   | Arielle Goldberg    | S      | 5-8  | RFr. | HS   | Damascus, Md./Damascus HS                      |
| 7   | Andrea Terpstra     | MB     | 6-1  | Fr.  | HS   | Ripon, Calif./Ripon Christian HS               |
| 8   | Rebekah Torres      | OPP/OH | 5-10 | So.  | 1V   | Wahiawa, Hawaii/Kamehameha-Kapalama HS         |
| 9   | Mallori Gibson      | OH     | 5-11 | Sr.  | 1V   | Bakersfield, Calif./Colorado                   |
| 10  | Masha Vaysburg      | MB     | 6-3  | Sr.  | 3V   | Livermore, Calif./Granada HS                   |
| 11  | Rebecca Herzog      | OPP    | 6-1  | Fr.  | HS   | San Jose, Calif./Notre Dame HS                 |
| 12  | Olivia Riley        | S      | 5-9  | Sr.  | 3V   | Agua Dulce, Calif./LA Baptist HS               |
| 13  | Megan MacLeod       | S      | 5-11 | RFr. | HS   | Fremont, Calif./Washington HS                  |
| 16  | Kimi Reid           | DS/OH  | 5-9  | RFr. | HS   | Tucson, Ariz./Salpointe HS                     |
| 17  | Svenja Engelhardt   | OH     | 5-11 | Jr.  | 2V   | Sinsheim, Germany/Helmholtz-Gymnasium          |
| 18  | Carly Hiramoto      | DS/S   | 5-8  | Sr.  | 3V   | Aiea, Hawaii/Punahou HS                        |
| 19  | Brooke Miller       | DS     | 5-6  | Fr.  | HS   | American Fork, Utah/American Fork HS           |
| 27  | Natalie Robinson    | OH     | 5-10 | Fr.  | HS   | Bakersfield, Calif./Liberty HS                 |

## 2009 SCHEDULE

| Day    | Date  | Opponent                      | Time          |
|--------|-------|-------------------------------|---------------|
| Fri.   | 8/28  | vs. UW-Green Bay!             | 5 pm          |
| Sat.   | 8/29  | vs. Cal State Bakersfield!    | 10 am         |
| Sat.   | 8/29  | at Fresno State!              | 7 pm          |
| Fri.   | 9/4   | <b>San Jose State\$</b>       | <b>7 pm</b>   |
| Sat.   | 9/5   | <b>Florida/Stanford\$</b>     | <b>5/7 pm</b> |
| Fri.   | 9/11  | vs. Troy&&                    | 2 pm          |
| Sat.   | 9/12  | vs. St. John's&               | 9 am          |
| Sat.   | 9/12  | at Miami&                     | 4 pm          |
| Thurs. | 9/17  | <b>Cal State Bakersfield%</b> | <b>7 pm</b>   |
| Fri.   | 9/18  | <b>Nevada%</b>                | <b>7 pm</b>   |
| Sat.   | 9/19  | <b>Loyola Marymount%</b>      | <b>7 pm</b>   |
| Thurs. | 9/24  | at UC Davis*                  | 7 pm          |
| Sat.   | 9/26  | <b>Cal State Northridge*</b>  | <b>7 pm</b>   |
| Fri.   | 10/2  | at UC Irvine*                 | 7 pm          |
| Sat.   | 10/3  | at UC Riverside*              | 7 pm          |
| Fri.   | 10/9  | <b>Cal State Fullerton*</b>   | <b>7 pm</b>   |
| Sat.   | 10/10 | <b>Long Beach State*</b>      | <b>7 pm</b>   |
| Fri.   | 10/16 | at UC Santa Barbara*          | 7 pm          |
| Sat.   | 10/17 | at Cal Poly*                  | 7 pm          |
| Fri.   | 10/23 | at Cal State Northridge*      | 7 pm          |
| Tues.  | 10/27 | at Sacramento State           | 7 pm          |
| Fri.   | 10/30 | <b>UC Riverside*</b>          | <b>7 pm</b>   |
| Sat.   | 10/31 | <b>UC Irvine*</b>             | <b>7 pm</b>   |
| Fri.   | 11/6  | at Long Beach State*          | 7 pm          |
| Sat.   | 11/7  | at Cal State Fullerton*       | 7 pm          |
| Fri.   | 11/13 | <b>Cal Poly*</b>              | <b>7 pm</b>   |
| Sat.   | 11/14 | <b>UC Santa Barbara*</b>      | <b>7 pm</b>   |
| Sat.   | 11/21 | <b>UC Davis*</b>              | <b>7 pm</b>   |

*! Fresno State Tournament (Fresno, Calif.)  
 \$ 31st Annual Community Bankers Classic (Stockton, Calif.)  
 & Miami (OH) Tournament (Oxford, Ohio)  
 % Stockton Hilton Invitational (Stockton, Calif.)  
 \*Big West Conference match  
 All times Pacific  
 Home matches in bold*

## DID YOU KNOW?

- Jennifer Joines became the third former Pacific women's volleyball player to participate in the Olympic Games for the United States, joining the team for the 2008 Games in Beijing, China. Elaine Oden (1988) and Jayne McHugh (1992 and 1996) are the other two Pacific volleyball alumni in the Olympics.
- The Pacific Tigers have been crowned Big West Conference Champion five times - 1985, 1986, 1996, 1999 and 2000.
- The Pacific women's volleyball team has advanced to the NCAA Tournament 21 times and holds a postseason mark of 40-19 (.678). The Tigers have advanced to the Final Four five times and captured two national titles - 1985 and 1986.
- Pacific has had two different coaches named Big West Coach of the Year in Taras Liskevych and John Dunning. Liskevych earned the inaugural award in 1984 and Dunning picked up four over a span of 15 years - 1986, 1996, 1999 and 2000.

## HEAD COACH DAVID JOHNSON FIRST SEASON · UC DAVIS (1995)



**Career Record:** First Season  
**Pacific Record:** Same

- Named interim head coach of the Pacific women's program after former head coach Charlie Wade resigned from his position to take over Hawaii's men's program.
- He enters his eighth season

in the Pacific volleyball program, where he has been instrumental in the development of All-Americans Hayley Anderson (2004), Sidney Bennett (2004) and current U.S. Olympian Jennifer Joines (2000-03).

- Johnson was a volunteer assistant coach during the Stanford Cardinal's 2001 National Championship season.
- He played at UC Davis from 1993-95 as the starting setter. He was also a setter at the U.S. Olympic Festival in 1994 in St. Louis, Mo. and in 1995 in Boulder, Colo.

**Coaching Experience:** Head men's coach, UC Davis men's club team, 1995-98 ... assistant director, High Voltage Volleyball Club, 1996-99 ... volunteer assistant coach, Sacramento State, 1998-99 ... volunteer assistant coach, USA Volleyball, 1999-2000 ... volunteer assistant coach, Stanford, 1999-2001 ... assistant women's coach, UC Davis, 2001-2008 ... interim head women's coach, Pacific, 2009-present.

## JOHNSON'S COACHING RECORD

| Year          | School  | W                   | L | Pct. |
|---------------|---------|---------------------|---|------|
| 2009          | Pacific | First season        |   |      |
| <b>Totals</b> |         | <b>First season</b> |   |      |

2009 BIG WEST VOLLEYBALL

# PACIFIC TIGERS

## 2008 STATISTICS

|                     | GP  | K   | E   | TA  | PCT.  | A    | SA | DIG | BS | BA | TB |
|---------------------|-----|-----|-----|-----|-------|------|----|-----|----|----|----|
| Kara Uhl            | 96  | 45  | 26  | 131 | .145  | 19   | 12 | 256 | 1  | 2  | 3  |
| Dancyne Kama        | 99  | 4   | 1   | 9   | .333  | 21   | 16 | 332 | 0  | 0  | 0  |
| Natalia Tomaszewska | 88  | 154 | 50  | 333 | .312  | 24   | 12 | 43  | 7  | 51 | 58 |
| Shannon Krug        | 100 | 41  | 17  | 103 | .233  | 1081 | 15 | 183 | 2  | 30 | 32 |
| Alexa Anderson      | 100 | 332 | 128 | 924 | .221  | 3    | 1  | 70  | 21 | 20 | 41 |
| Rebekah Torres      | 19  | 12  | 10  | 38  | .053  | 0    | 0  | 21  | 1  | 2  | 3  |
| Mallori Gibson      | 100 | 351 | 141 | 852 | .246  | 12   | 31 | 215 | 4  | 51 | 55 |
| Masha Vaysburg      | 99  | 116 | 38  | 250 | .312  | 18   | 0  | 25  | 11 | 63 | 74 |
| Meagan MimMack      | 43  | 35  | 16  | 84  | .226  | 3    | 1  | 9   | 4  | 10 | 14 |
| Olivia Riley        | 16  | 0   | 1   | 2   | -.500 | 36   | 1  | 4   | 1  | 3  | 4  |
| Svenja Engelhardt   | 86  | 255 | 123 | 741 | .178  | 22   | 43 | 204 | 12 | 16 | 28 |
| Carly Hiromoto      | 21  | 0   | 0   | 0   | .000  | 2    | 1  | 4   | 0  | 0  | 0  |

|                  |            |             |            |             |             |             |            |             |           |            |              |
|------------------|------------|-------------|------------|-------------|-------------|-------------|------------|-------------|-----------|------------|--------------|
| <b>Pacific</b>   | <b>100</b> | <b>1345</b> | <b>551</b> | <b>3467</b> | <b>.229</b> | <b>1241</b> | <b>133</b> | <b>1366</b> | <b>64</b> | <b>248</b> | <b>188.0</b> |
| <b>Opponents</b> | <b>100</b> | <b>1298</b> | <b>474</b> | <b>2408</b> | <b>.242</b> | <b>1212</b> | <b>113</b> | <b>1334</b> | <b>29</b> | <b>414</b> | <b>236.0</b> |

## 2008 RESULTS (12-16, 10-6 BIG WEST)

| Day       | Date  | Opponent                   | W/L | Game Scores                       |
|-----------|-------|----------------------------|-----|-----------------------------------|
| Friday    | 8/29  | vs. Western Michigan!      | L   | 14-25, 16-25, 22-25               |
| Saturday  | 8/30  | at No. 8 Florida!          | L   | 21-25, 25-27, 18-25               |
| Friday    | 9/5   | at Oregon State@           | L   | 25-22, 18-25, 25-19, 23-25, 10-15 |
| Saturday  | 9/6   | vs. Pepperdine@            | L   | 26-28, 24-26, 17-25               |
| Sunday    | 9/7   | vs. No. 17 Colorado State@ | L   | 25-20, 23-25, 18-25, 21-25        |
| Thursday  | 9/11  | vs. No. 9 Washington#      | L   | 13-25, 11-25, 13-25               |
| Friday    | 9/12  | at No. 10 Hawaii#          | L   | 21-25, 22-25, 23-25               |
| Saturday  | 9/13  | vs. Saint Mary's#          | L   | 13-25, 22-25, 25-20, 19-25        |
| Wednesday | 9/24  | UC Davis*                  | W   | 25-22, 30-28, 23-25, 25-13        |
| Friday    | 9/26  | No. 22 Long Beach State*   | W   | 25-22, 25-17, 25-23               |
| Friday    | 10/3  | at UC Santa Barbara*       | W   | 23-25, 25-20, 21-25, 25-23, 15-13 |
| Saturday  | 10/4  | at No. 24 Cal Poly*        | L   | 23-25, 10-25, 21-25               |
| Friday    | 10/10 | UC Irvine*                 | W   | 27-25, 25-21, 25-20               |
| Saturday  | 10/11 | UC Riverside*              | W   | 25-11, 25-16, 25-19               |
| Friday    | 10/17 | at Cal State Fullerton*    | L   | 16-25, 21-25, 22-25               |
| Saturday  | 10/18 | at Cal State Northridge*   | L   | 24-26, 25-27, 25-18, 25-27        |
| Wednesday | 10/22 | at Cal State Bakersfield   | L   | 25-13, 22-25, 21-25, 18-25        |
| Friday    | 10/24 | at Long Beach State*       | L   | 22-25, 19-25, 22-25               |
| Friday    | 10/31 | Cal Poly*                  | W   | 25-18, 25-19, 25-20               |
| Saturday  | 11/1  | UC Santa Barbara*          | W   | 23-25, 25-17, 25-23, 25-19        |
| Tuesday   | 11/4  | Sacramento State           | W   | 25-18, 25-14, 25-21               |
| Friday    | 11/7  | at UC Riverside*           | W   | 23-25, 25-22, 25-15, 25-20        |
| Saturday  | 11/8  | at UC Irvine*              | L   | 17-25, 25-15, 21-25, 15-25        |
| Friday    | 11/14 | Cal State Northridge*      | W   | 25-19, 25-14, 25-18               |
| Saturday  | 11/15 | Cal State Fullerton*       | L   | 24-26, 25-22, 25-21, 16-25, 10-15 |
| Saturday  | 11/22 | at UC Davis*               | W   | 25-18, 25-20, 25-19               |
| Friday    | 11/28 | Portland\$                 | W   | 23-25, 28-26, 25-21, 27-25        |
| Saturday  | 11/29 | No. 21 Utah\$              | L   | 25-15, 14-25, 19-25, 20-25        |

! Florida Tournament (Gainesville, Fla.)

@ ASICS Classic (Corvallis, Ore.)

# Rainbow Wahine Invitational (Honolulu, Hawaii)

\$ 30th Annual Bankers Classic (Stockton, Calif.)

\*Big West Conference match

All times Pacific

Home matches in **bold**

## KEEP AN EYE ON

SVENJA ENGELHARDT  
OH • 5-11 • JUNIOR  
SINSHEIM, GERMANY/  
HELMHOLTZ-GYMNASIUM

# #17



- Engelhardt has ranked either first or second in service aces in the Big West Conference the past two seasons. As a freshman in 2007, she paced the league with a .77 average. The following season she grabbed the second slot with a .61 average.

- She concluded the 2008 season ranked third on the Tigers squad with 255 kills and fourth in digs (204).

- Engelhardt earned All-Big West Honorable Mention honors in both 2007 and 2008, while also collecting All-Freshman accolades in 2007.

MALLORI GIBSON  
OH • 5-11 • SENIOR  
BAKERSFIELD, CALIF./COLORADO

# #9



- Gibson tallied a team-high 351 kills in 100 games to post a 3.51 kill average, ranking her sixth in the Big West Conference.

- She finished third on the team with 55 total blocks (4 solo, 51 assists) and 215 digs. Gibson's .246 hitting percentage ranked her fourth on the Tigers squad.

- Gibson earned her first postseason honor in 2008 when she nabbed All-Big West First Team accolades.

# 2008 YEAR IN REVIEW

## 2008 FINAL STANDINGS

|                      | Conference |    |      | Overall |    |      |      |      |       |
|----------------------|------------|----|------|---------|----|------|------|------|-------|
|                      | W          | L  | Pct. | W       | L  | Pct. | Hm   | Rd   | Neut. |
| Long Beach State     | 13         | 3  | .813 | 26      | 6  | .813 | 14-1 | 7-5  | 5-0   |
| UC Irvine            | 12         | 4  | .750 | 17      | 12 | .586 | 7-2  | 7-5  | 3-5   |
| Cal Poly             | 11         | 5  | .688 | 16      | 13 | .552 | 9-4  | 5-7  | 2-2   |
| Pacific              | 10         | 6  | .625 | 12      | 16 | .429 | 9-2  | 3-9  | 0-5   |
| Cal State Fullerton  | 9          | 7  | .563 | 17      | 15 | .531 | 8-9  | 7-4  | 2-2   |
| UC Santa Barbara     | 7          | 9  | .438 | 11      | 16 | .407 | 3-5  | 4-9  | 4-2   |
| UC Davis             | 4          | 12 | .250 | 12      | 17 | .414 | 3-8  | 5-6  | 4-3   |
| Cal State Northridge | 3          | 13 | .188 | 9       | 21 | .300 | 2-8  | 4-9  | 3-4   |
| UC Riverside         | 3          | 13 | .188 | 8       | 23 | .258 | 1-8  | 2-11 | 5-4   |

## VERSUS THE NATION

|                 |               |
|-----------------|---------------|
| America East    | 1-0           |
| ACC             | 2-0           |
| Atlantic 10     | 1-0           |
| Big East        | 5-2           |
| Big Sky         | 5-2           |
| Big South       | 0-1           |
| Big Ten         | 2-2           |
| Big 12          | 2-3           |
| Colonial        | 3-0           |
| Conference USA  | 2-0           |
| Independents    | 0-0           |
| IVY             | 2-0           |
| MAAC            | 0-0           |
| MAC             | 2-2           |
| MEAC            | 1-0           |
| Missouri Valley | 2-1           |
| Mountain West   | 4-3           |
| Northeast       | 2-0           |
| Pac-10          | 0-18          |
| Patriot         | 2-0           |
| SEC             | 0-2           |
| Southern        | 1-0           |
| Southland       | 2-1           |
| SWAC            | 0-0           |
| Summit          | 1-0           |
| Sun Belt        | 0-0           |
| West Coast      | 7-20          |
| WAC             | 4-7           |
| Non-Division I  | 0-0           |
| Reclassifying   | 3-3           |
| <b>Total</b>    | <b>.56-66</b> |

## PLAYERS OF THE WEEK

| Date     | Player            | Position       | School               | Year |
|----------|-------------------|----------------|----------------------|------|
| Sept. 1  | Jaclyn Houston    | Middle Blocker | Cal Poly             | Sr.  |
|          | Renee Ibekwe      | Outside Hitter | UC Davis             | Sr.  |
| Sept. 8  | Kylie Atherstone  | Opposite       | Cal Poly             | Sr.  |
| Sept. 15 | Erin Saddler      | Middle Blocker | Cal State Fullerton  | So.  |
| Sept. 22 | Kylie Atherstone  | Opposite       | Cal Poly             | Sr.  |
| Sept. 29 | Alexa Anderson    | Outside Hitter | Pacific              | Sr.  |
| Oct. 6   | Brittany Moore    | Middle Blocker | Cal State Fullerton  | Sr.  |
| Oct. 13  | Caitlin Ledoux    | Outside Hitter | Long Beach State     | Fr.  |
| Oct. 20  | Lauren Kellerman  | Outside Hitter | UC Irvine            | Sr.  |
| Oct. 27  | Quincy Verdin     | Outside Hitter | Long Beach State     | Sr.  |
| Nov. 3   | Mallori Gibson    | Outside Hitter | Pacific              | Jr.  |
| Nov. 10  | Brittney Herzog   | Middle Blocker | Long Beach State     | Jr.  |
| Nov. 17  | Brittany Moore    | Middle Blocker | Cal State Fullerton  | Sr.  |
| Nov. 24  | Kari Pestolesi    | Outside Hitter | UC Irvine            | So.  |
|          | Brittany Williams | Outside Hitter | Cal State Northridge | So.  |
| Dec. 1   | Brittany Moore    | Middle Blocker | Cal State Fullerton  | Sr.  |

## WEEK-BY-WEEK USA TODAY POLL

|           | Cal Poly | Long Beach State |
|-----------|----------|------------------|
| Preseason | 10       | 24               |
| Sept. 1   | 14       | 23               |
| Sept. 8   | 16       | 22               |
| Sept. 15  | 19       | 22               |
| Sept. 22  | 25       | 22               |
| Sept. 29  | 24       | RV               |
| Oct. 6    | 22       | RV               |
| Oct. 13   | RV       | 24               |
| Oct. 20   | RV       | RV               |
| Oct. 27   | RV       | RV               |
| Nov. 3    | RV       | RV               |
| Nov. 10   | -        | 25               |
| Nov. 17   | -        | 23               |
| Nov. 24   | -        | RV               |
| Dec. 1    | -        | 24               |
| Final     | -        | 23               |



**Brittany Moore, CSF**  
Big West Player of the Year



**Caitlin Ledoux, LBSU**  
Big West Freshman of the Year



**Charlie Brande, UCI**  
Big West Coach of the Year

2009 BIG WEST VOLLEYBALL

# 2008 CONFERENCE HONORS

## 2008 BIG WEST ALL-CONFERENCE TEAM

### First Team

| Player              | School               | Ht.  | Yr. | Pos.  | Hometown                 |
|---------------------|----------------------|------|-----|-------|--------------------------|
| Kylie Atherstone\$  | Cal Poly             | 6-1  | Sr. | OH    | Chico, Calif.            |
| Cami Croteau        | Cal State Fullerton  | 5-6  | So. | L     | Orange, Calif.           |
| Mallori Gibson      | Pacific              | 6-0  | Jr. | OH    | Bakersfield, Calif.      |
| Brittney Herzog     | Long Beach State     | 6-1  | Jr. | MB    | Boonville, Mo.           |
| Jaclyn Houston%     | Cal Poly             | 6-3  | Sr. | MB    | Granite Bay, Calif.      |
| Angela Hupp         | Cal State Northridge | 6-1  | Jr. | S/OH  | Acton, Calif.            |
| Renee Ibekwe        | UC Davis             | 5-11 | Sr. | OH    | Carson, Calif.           |
| Lauren Kellerman%   | UC Irvine            | 6-0  | Sr. | OH    | Escondido, Calif.        |
| Caitlin Ledoux      | Long Beach State     | 6-2  | Fr. | OH    | Phelan, Calif.           |
| Lauren McLaughlin^  | UC Santa Barbara     | 5-11 | Sr. | OH    | Torrance, Calif.         |
| Brittany Moore%     | Cal State Fullerton  | 5-11 | Sr. | RS/MB | Orange, Calif.           |
| Dominique Olowolafe | Cal Poly             | 6-1  | So. | MB    | San Jose, Calif.         |
| Kari Pestolesi^     | UC Irvine            | 5-11 | So. | OH    | Huntington Beach, Calif. |
| Nicole Vargas^      | Long Beach State     | 5-8  | Sr. | S     | Seal Beach, Calif.       |
| Quincy Verdin^      | Long Beach State     | 6-0  | Sr. | OH    | Morgan City, La.         |
| Naomi Washington    | Long Beach State     | 6-3  | Jr. | OH    | New Orleans, La.         |

### Honorable Mention

| Player              | School              | Ht.  | Yr. | Pos. | Hometown           |
|---------------------|---------------------|------|-----|------|--------------------|
| Alexa Anderson      | Pacific             | 6-0  | Sr. | OH   | Los Gatos, Calif.  |
| Svenja Engelhardt   | Pacific             | 5-11 | So. | OH   | Sinsheim, Germany  |
| Erin Saddler        | Cal State Fullerton | 6-3  | So. | MB   | Bellflower, Calif. |
| Leigh Stephenson    | UC Santa Barbara    | 5-4  | Sr. | L    | Nipomo, Calif.     |
| Devon Sutherland    | UC Irvine           | 5-6  | Sr. | L/S  | Corona, Calif.     |
| Natalia Tomaszewska | Pacific             | 6-1  | Sr. | MB   | Marklowice, Poland |
| Ali Waller          | Cal Poly            | 6-2  | Sr. | OH   | Cypress, Calif.    |

### All-Freshman Team

| Player           | School               | Ht.  | Pos. | Hometown              |
|------------------|----------------------|------|------|-----------------------|
| Jennifer Edmond  | Cal State Fullerton  | 5-10 | RS   | Torrance, Calif.      |
| Alexandra Hauser | UC Irvine            | 6-2  | MB   | Chino Hills, Calif.   |
| Caitlin Ledoux   | Long Beach State     | 6-2  | OH   | Phelan, Calif.        |
| Lily Lopez       | UC Santa Barbara     | 6-2  | MB   | Santa Ana, Calif.     |
| Sam Orlandini    | Cal State Northridge | 5-9  | S    | La Canada, Calif.     |
| Keala Peterson   | UC Davis             | 6-0  | OH   | Sebastopol, Calif.    |
| Andrea Ragan     | Cal State Fullerton  | 5-6  | S    | Arroyo Grande, Calif. |

^Two-time All-Big West First Team selection

%Three-time All-Big West First Team selection

\$ Four-time All-Big West First Team selection

## 2008 BIG WEST ALL-ACADEMIC TEAM

| Player              | School               | Year      | Major                      | Hometown                 |
|---------------------|----------------------|-----------|----------------------------|--------------------------|
| Sarah Day           | Cal State Fullerton  | Sophomore | Kinesiology                | Huntington Beach, Calif. |
| Alex Wolnisty       | Cal State Fullerton  | Junior    | Business                   | Riverside, Calif.        |
| Siara Grayson       | Cal State Northridge | Junior    | Civil Engineering          | Sandy, Utah              |
| Kelley Hanson       | Cal State Northridge | Senior    | Kinesiology                | Moorpark, Calif.         |
| Amy Hultner         | Cal State Northridge | Senior    | Kinesiology                | Garden Grove, Calif.     |
| Val Kepler          | Cal State Northridge | Senior    | Business                   | Simi Valley, Calif.      |
| Laura Schuck        | Long Beach State     | Sophomore | Undeclared                 | Lakewood, Calif.         |
| Julie King          | UC Davis             | Sophomore | Chemistry                  | Irvine, Calif.           |
| Carson Lowden       | UC Davis             | Junior    | Exercise Biology           | Yuba City, Calif.        |
| Avreetta Singh      | UC Davis             | Junior    | Exercise Biology           | Fresno, Calif.           |
| Riley Cropper       | UC Irvine            | Sophomore | Undeclared/Social Sciences | Seal Beach, Calif.       |
| Lauren Kellerman    | UC Irvine            | Senior    | Sociology                  | Escondido, Calif.        |
| Angela Pizzella     | UC Riverside         | Junior    | Business Administration    | San Jose, Calif.         |
| Amy Read            | UC Riverside         | Senior    | English                    | Fresno, Calif.           |
| Leigh Stephenson    | UC Santa Barbara     | Senior    | History                    | Nipomo, Calif.           |
| Svenja Engelhardt   | Pacific              | Sophomore | Sport Sciences             | Sinsheim, Germany        |
| Shannon Krug        | Pacific              | Senior    | Sociology                  | Colorado Springs, Colo.  |
| Natalia Tomaszewska | Pacific              | Senior    | Sport Sciences             | Marklowice, Poland       |
| Kara Uhl            | Pacific              | Senior    | Self-Designed              | Long Beach, Calif.       |

# 2008 BIG WEST STATISTICS

## 2008 OVERALL MATCHES - TEAM STATISTICS

### Hitting Percentage

| Team                 | G   | Kills | Errors | Total | Pct. |
|----------------------|-----|-------|--------|-------|------|
| Long Beach State     | 122 | 1623  | 570    | 4187  | .251 |
| UC Irvine            | 106 | 1491  | 563    | 3956  | .235 |
| Pacific              | 100 | 1345  | 551    | 3467  | .229 |
| Cal Poly             | 109 | 1395  | 557    | 3760  | .223 |
| Cal State Fullerton  | 117 | 1483  | 645    | 4247  | .197 |
| UC Santa Barbara     | 99  | 1228  | 517    | 3610  | .197 |
| UC Davis             | 109 | 1317  | 649    | 3940  | .170 |
| UC Riverside         | 110 | 1193  | 586    | 3642  | .167 |
| Cal State Northridge | 113 | 1350  | 706    | 3886  | .166 |

### Blocks

| Team                 | G   | Solo | Assist | Total | Per Game |
|----------------------|-----|------|--------|-------|----------|
| Cal Poly             | 109 | 44   | 475    | 281.5 | 2.58     |
| UC Riverside         | 110 | 61   | 374    | 248.0 | 2.25     |
| Long Beach State     | 122 | 70   | 400    | 270.0 | 2.21     |
| Cal State Northridge | 113 | 32   | 415    | 239.5 | 2.12     |
| UC Irvine            | 106 | 32   | 364    | 214.0 | 2.02     |
| UC Santa Barbara     | 99  | 19   | 341    | 189.5 | 1.91     |
| Pacific              | 100 | 64   | 248    | 188.0 | 1.88     |
| UC Davis             | 109 | 46   | 313    | 202.5 | 1.86     |
| Cal State Fullerton  | 117 | 52   | 329    | 216.5 | 1.85     |

### Service Aces

| Team                 | G   | No. | Per Game |
|----------------------|-----|-----|----------|
| Cal Poly             | 109 | 174 | 1.60     |
| Pacific              | 100 | 133 | 1.33     |
| UC Santa Barbara     | 99  | 131 | 1.32     |
| Cal State Northridge | 113 | 135 | 1.19     |
| UC Irvine            | 106 | 123 | 1.16     |
| UC Davis             | 109 | 116 | 1.06     |
| Long Beach State     | 122 | 124 | 1.02     |
| Cal State Fullerton  | 117 | 107 | 0.91     |
| UC Riverside         | 110 | 81  | 0.74     |

### Assists

| Team                 | G   | No.  | Per Game |
|----------------------|-----|------|----------|
| UC Irvine            | 106 | 1380 | 13.02    |
| Pacific              | 100 | 1241 | 12.41    |
| Long Beach State     | 122 | 1500 | 12.30    |
| Cal Poly             | 109 | 1311 | 12.03    |
| Cal State Fullerton  | 117 | 1365 | 11.67    |
| UC Davis             | 109 | 1235 | 11.33    |
| UC Santa Barbara     | 99  | 1119 | 11.30    |
| Cal State Northridge | 113 | 1245 | 11.02    |
| UC Riverside         | 110 | 1110 | 10.09    |

### Kills

| Team                 | G   | No.  | Per Game |
|----------------------|-----|------|----------|
| UC Irvine            | 106 | 1491 | 14.07    |
| Pacific              | 100 | 1345 | 13.45    |
| Long Beach State     | 122 | 1623 | 13.30    |
| Cal Poly             | 109 | 1395 | 12.80    |
| Cal State Fullerton  | 117 | 1483 | 12.68    |
| UC Santa Barbara     | 99  | 1228 | 12.40    |
| UC Davis             | 109 | 1317 | 12.08    |
| Cal State Northridge | 113 | 1350 | 11.95    |
| UC Riverside         | 110 | 1193 | 10.85    |

### Digs

| Team                 | G   | No.  | Per Game |
|----------------------|-----|------|----------|
| UC Irvine            | 106 | 1672 | 15.77    |
| Cal State Fullerton  | 117 | 1782 | 15.23    |
| Long Beach State     | 122 | 1847 | 15.14    |
| UC Davis             | 109 | 1618 | 14.84    |
| Cal Poly             | 109 | 1578 | 14.48    |
| UC Santa Barbara     | 99  | 1422 | 14.36    |
| UC Riverside         | 110 | 1506 | 13.69    |
| Pacific              | 100 | 1366 | 13.66    |
| Cal State Northridge | 113 | 1432 | 12.67    |

## 2008 OVERALL MATCHES - INDIVIDUAL STATISTICS

### Hitting Percentage (Minimum .200/3.0 attacks per game)

| Player              | Team | CI | G   | Kills | Errs | Total | Pct  |
|---------------------|------|----|-----|-------|------|-------|------|
| Jaclyn Houston      | CP   | SR | 109 | 223   | 42   | 462   | .392 |
| Naomi Washington    | LBSU | JR | 122 | 288   | 72   | 616   | .351 |
| Brittney Herzog     | LBSU | JR | 105 | 192   | 53   | 399   | .348 |
| Natalia Tomaszewska | PAC  | SR | 88  | 154   | 50   | 333   | .312 |
| Dominique Olowolafe | CP   | SO | 109 | 219   | 68   | 495   | .305 |
| Alex Wolnisty       | CSF  | JR | 117 | 237   | 80   | 539   | .291 |
| Alexandra Filkins   | UCI  | JR | 90  | 140   | 50   | 331   | .272 |
| Val Kepler          | CSUN | SR | 98  | 144   | 47   | 358   | .271 |
| Quincy Verdin       | LBSU | SR | 122 | 384   | 149  | 914   | .257 |
| Alexandra Hauser    | UCI  | FR | 75  | 93    | 27   | 259   | .255 |

### Service Aces (Minimum 0.10 per game)

| Player            | Team | CI | G   | No. | SAPG |
|-------------------|------|----|-----|-----|------|
| Kylie Atherstone  | CP   | SR | 109 | 66  | 0.61 |
| Svenja Engelhardt | PAC  | SO | 86  | 43  | 0.50 |
| Kari Pestolesi    | UCI  | SO | 104 | 35  | 0.34 |
| Siara Grayson     | CSUN | SO | 113 | 37  | 0.33 |
| Mallori Gibson    | PAC  | JR | 100 | 31  | 0.31 |
| Rebecca Saraceno  | UCSB | JR | 94  | 27  | 0.29 |
| Ashleigh Bertoni  | CP   | JR | 92  | 26  | 0.28 |
| Caitlin Smith     | CP   | FR | 80  | 22  | 0.28 |
| Nicole Vargas     | LBSU | SR | 122 | 33  | 0.27 |
| Erin Saddler      | CSF  | SO | 116 | 31  | 0.27 |

### Blocks (Minimum 1.00 per game)

| Player              | Team | CI | G   | Solo | Asst | Total | BPG  |
|---------------------|------|----|-----|------|------|-------|------|
| Shannon Moyneur     | UCR  | SO | 67  | 16   | 76   | 92.0  | 1.37 |
| Jaclyn Houston      | CP   | SR | 109 | 13   | 116  | 129.0 | 1.18 |
| Kasey Kipp          | UCSB | SO | 99  | 10   | 101  | 111.0 | 1.12 |
| Dominique Olowolafe | CP   | SO | 109 | 13   | 108  | 121.0 | 1.11 |
| Angela Pizzella     | UCR  | JR | 55  | 15   | 40   | 55.0  | 1.00 |

### Assists (Minimum 5.00 per game)

| Player          | Team | CI | G   | No.  | APG   |
|-----------------|------|----|-----|------|-------|
| Taryn Robertson | UCI  | JR | 106 | 1175 | 11.08 |
| Hailey Fithian  | CP   | JR | 109 | 1181 | 10.83 |
| Shannon Krug    | PAC  | SR | 100 | 1081 | 10.81 |
| Nicole Vargas   | LBSU | SR | 122 | 1259 | 10.32 |
| Andrea Ragan    | CSF  | FR | 71  | 729  | 10.27 |
| Sam Orlandini   | CSUN | FR | 88  | 857  | 9.74  |
| Carson Lowden   | UCD  | JR | 98  | 883  | 9.01  |
| Dana Vargas     | UCSB | SO | 99  | 846  | 8.55  |
| Brittney Murrey | UCR  | JR | 110 | 804  | 7.31  |

### Kills (Minimum 2.00 per game)

| Player            | Team | CI | G   | No. | KPG  |
|-------------------|------|----|-----|-----|------|
| Brittany Moore    | CSF  | SR | 117 | 479 | 4.09 |
| Kylie Atherstone  | CP   | SR | 109 | 402 | 3.69 |
| Lauren McLaughlin | UCSB | SR | 98  | 356 | 3.63 |
| Kari Pestolesi    | UCI  | SO | 104 | 373 | 3.59 |
| Renee Ibekwe      | UCD  | SR | 106 | 380 | 3.58 |
| Mallori Gibson    | PAC  | JR | 100 | 351 | 3.51 |
| Kelly Fink        | UCR  | SR | 108 | 364 | 3.37 |
| Lauren Kellerman  | UCI  | SR | 105 | 349 | 3.32 |
| Alexa Anderson    | PAC  | SR | 100 | 332 | 3.32 |
| Caitlin Ledoux    | LBSU | FR | 122 | 389 | 3.19 |

### Digs (Minimum 1.00 per game)

| Player           | Team | CI | G   | No. | DPG  |
|------------------|------|----|-----|-----|------|
| Leigh Stephenson | UCSB | SR | 99  | 432 | 4.36 |
| Cami Croteau     | CSF  | SO | 117 | 505 | 4.32 |
| Devon Sutherland | UCI  | SR | 106 | 454 | 4.28 |
| Iris Murray      | LBSU | SR | 122 | 489 | 4.01 |
| Avreet Singh     | UCD  | JR | 108 | 419 | 3.88 |
| Alison Mort      | CP   | SO | 109 | 391 | 3.59 |
| Dancynce Kama    | PAC  | JR | 99  | 332 | 3.35 |
| Kari Pestolesi   | UCI  | SO | 104 | 348 | 3.35 |
| Kelley Hanson    | CSUN | SR | 113 | 368 | 3.26 |
| Brittany Moore   | CSF  | SR | 117 | 361 | 3.09 |

2009 BIG WEST VOLLEYBALL

# 2008 BIG WEST MATCH HIGHS

## 2008 TEAM MATCH HIGHS

### Attack Percentage (K-E-TA)

|                    |  |
|--------------------|--|
| .454 (50-6-97) 3g  | UC Santa Barbara vs. UT Arlington (9/6/08)   |
| .450 (54-9-100) 3g | Long Beach State vs. UC Riverside (11/13/08) |
| .444 (42-6-81) 3g  | Long Beach State at Harvard (9/13/08)        |
| .404 (47-9-94) 3g  | Long Beach State vs. Santa Clara (9/19/08)   |
| .382 (46-12-89) 3g | Long Beach State vs. UC Davis (10/24/08)     |

### Kills (K-E-TA)

|                   |  |
|-------------------|--|
| 76 (76-15-180) 5g | Cal State Fullerton at Pacific (11/15/08)        |
| 72 (72-18-182) 5g | Long Beach State vs. UC Santa Barbara (10/11/08) |
| 72 (72-23-182) 4g | UC Irvine vs. Cal Poly (11/22/08)                |
| 71 (71-23-175) 5g | Long Beach State vs. American (9/13/08)          |
| 70 (70-27-207) 5g | UC Irvine vs. UC Santa Barbara (11/21/08)        |
| 70 (70-21-182) 5g | Pacific vs. Cal State Fullerton (11/15/08)       |

### Total Attempts (K-E-TA)

|                    |   |
|--------------------|---|
| 212 (63-28-212) 5g | UC Irvine at Long Beach State (11/12/08)        |
| 210 (68-29-210) 5g | Long Beach State vs. UC Irvine (11/12/08)       |
| 207 (70-27-207) 5g | UC Irvine vs. UC Santa Barbara (11/21/08)       |
| 205 (68-31-205) 5g | UC Santa Barbara at Long Beach State (10/11/08) |
| 203 (61-31-203) 5g | Cal State Fullerton vs. UC Davis (11/18/08)     |

### Assists

|         |  |
|---------|--|
| 71 (5g) | Cal State Fullerton at Pacific (11/15/08)        |
| 68 (4g) | UC Irvine vs. Cal Poly (11/22/08)                |
| 68 (5g) | Long Beach State vs. American (9/13/08)          |
| 68 (5g) | Long Beach State vs. UC Santa Barbara (10/11/08) |
| 68 (5g) | UC Irvine vs. UC Santa Barbara (11/21/08)        |

### Digs

|         |   |
|---------|---|
| 99 (5g) | Long Beach State vs. UC Irvine (11/12/08)   |
| 99 (5g) | UC Irvine vs. UC Santa Barbara (11/21/08)   |
| 97 (5g) | UC Davis at Cal State Fullerton (10/18/08)  |
| 97 (5g) | UC Irvine at Long Beach State (11/12/08)    |
| 96 (5g) | Cal State Fullerton vs. UC Davis (10/18/08) |

### Service Aces

|    |  |
|----|--|
| 12 | Cal Poly vs. UC Davis (10/3/08)              |
| 12 | Cal Poly vs. Cal State Northridge (10/24/08) |
| 12 | Cal Poly vs. UC Riverside (11/15/08)         |
| 11 | Pacific at Cal State Northridge (10/18/08)   |
| 11 | Cal Poly at Hawaii (11/26/08)                |

### Blocks

|      |   |
|------|---|
| 20.5 | UC Riverside at Cal State Northridge (10/31/08)     |
| 19.5 | Cal State Northridge vs. UC Santa Barbara (9/26/08) |
| 18.0 | UC Riverside vs. Cal State Northridge (10/4/08)     |
| 18.0 | UC Riverside at UC Davis (11/10/08)                 |
| 15.5 | Cal Poly vs. Long Beach State (11/08/08)            |
| 15.5 | Long Beach State at Pepperdine (12/5/08)            |

## 2008 INDIVIDUAL MATCH HIGHS

### Attack Percentage (K-E-TA)

|                |   |
|----------------|---|
| .667 (13-1-18) | Brittney Herzog (LBSU) vs. American (9/13/08)         |
| .667 (12-2-15) | Lynda Morales (CSUN) at Montana (9/12/08)             |
| .652 (16-1-23) | Lauren Kellerman (UCI) at Portland (9/5/08)           |
| .632 (13-1-19) | Naomi Washington (LBSU) at UC Santa Barbara (11/7/08) |
| .609 (16-2-23) | Brittney Herzog (LBSU) at Cal Poly (11/8/08)          |

### Kills (K-E-TA)

|                  |   |
|------------------|---|
| 31 (31-7-72) 5g  | Brittany Moore (CSF) at Pacific (11/15/08)              |
| 29 (29-12-77) 5g | Brittany Moore (CSF) at UC Davis (11/14/08)             |
| 27 (27-6-66) 5g  | Lauren McLaughlin (UCSB) at Long Beach State (10/11/08) |
| 27 (27-1-51) 4g  | Brittany Moore (CSF) at UC Santa Barbara (10/24/08)     |
| 27 (27-7-55) 4g  | Angela Hupp (CSUN) vs. UC Riverside (10/31/08)          |

### Total Attempts (K-E-TA)

|                  |  |
|------------------|--|
| 77 (29-12-77) 5g | Brittany Moore (CSF) at UC Davis (11/14/08)      |
| 75 (20-9-75) 5g  | Lauren McLaughlin (UCSB) vs. Pacific (10/3/08)   |
| 73 (16-7-73) 5g  | Brittany Moore (CSF) vs. UC Davis (10/18/08)     |
| 72 (31-7-72) 5g  | Brittany Moore (CSF) at Pacific (11/15/08)       |
| 68 (19-11-68) 5g | Lauren McLaughlin (UCSB) at UC Irvine (11/21/08) |
| 68 (20-13-68) 5g | Brittany Moore (CSF) vs. UC Irvine (10/30/08)    |

### Assists

|         |   |
|---------|---|
| 65 (5g) | Andrea Ragan (CSF) at Pacific (11/15/08)              |
| 60 (5g) | Nicole Vargas (LBSU) vs. UC Santa Barbara (10/11/08)  |
| 59 (5g) | Taryn Robertson (UCI) vs. UC Santa Barbara (11/21/08) |
| 59 (4g) | Hailey Fithian (CP) at UC Santa Barbara (11/13/08)    |
| 58 (5g) | Shannon Krug (PAC) vs. Cal State Fullerton (11/15/08) |

### Digs

|         |  |
|---------|--|
| 35 (5g) | Cami Croteau (CSF) vs. UC Davis (10/18/08)             |
| 31 (5g) | Devon Sutherland (UCI) vs. UC Santa Barbara (11/21/08) |
| 30 (4g) | Dancyne Kama (PAC) at UC Riverside (11/7/08)           |
| 29 (5g) | Kari Pestolesi (UCI) at Long Beach State (11/12/08)    |
| 29 (5g) | Cami Croteau (CSF) vs. UC Irvine (10/30/08)            |

### Service Aces

|   |   |
|---|---|
| 7 | Siara Grayson (CSUN) at Cal State Bakersfield (11/6/08) |
| 6 | Mallori Gibson (PAC) at Cal State Northridge (10/18/08) |
| 6 | Kylie Atherstone (CP) vs. Tulane (9/5/08)               |
| 6 | Mallori Gibson (PAC) vs. UC Riverside (10/11/08)        |
| 5 | Kari Pestolesi (UCI) vs. UC Riverside (10/25/08)        |

### Blocks (BS-BA)

|           |  |
|-----------|--|
| 14 (3-11) | Shannon Moyneur (UCR) at UC Davis (10/10/08)             |
| 12 (3-9)  | Shannon Moyneur (UCR) at Cal State Northridge (10/31/08) |
| 11 (2-9)  | Kasey Kipp (UCSB) at Cal State Northridge (9/26/08)      |
| 11 (1-10) | Kasey Kipp (UCSB) vs. Pacific (10/3/08)                  |
| 10 (2-8)  | Shannon Moyneur (UCR) vs. Cal State Northridge (10/4/08) |
| 10 (0-10) | Sydney McDowell (CSF) at Long Beach State (11/4/08)      |

# 2008 BIG WEST RECAP

**LBSU Captures Ninth Conference Title, Advances To NCAA Tournament:** Long Beach State (26-6) clinched its league-high ninth Big West Women's Volleyball Championship after sweeping Cal State Fullerton in its final match of the season, improving its record to 13-3 in league play. This was the 49ers' first conference title since tying with UC Santa Barbara in 2005. Along with the conference crown, Long Beach State was awarded the conference's automatic qualifier into the NCAA Tournament, extending its postseason streak to 22 years. The 49ers advanced to the second round of the NCAA Tournament after defeating Pepperdine, 3-1, in first-round action. They eventually fell to No. 2-seeded Stanford, 3-0, in the second round.

**Big West Conference Announces Volleyball Annual Awards:** The 2008 Big West Volleyball All-Conference honors had three different schools receiving the top awards. Cal State Fullerton's Brittany Moore was tabbed 2008 Big West Player of the Year, Long Beach State's Caitlin Ledoux garnered Big West Freshman of the Year accolades and UC Irvine's Charlie Brande collected Big West Coach of the Year honors. Eight teams were represented on the first team with conference champion Long Beach State leading the way with five representatives, the highest 49er total since 1998 when they also tallied five members. Cal Poly picked up three selections, followed by UC Irvine and Cal State Fullerton receiving two nods. Cal State Northridge, UC Davis, UC Santa Barbara and Pacific each garnered one All-Big West First Team member.

**Leaving A Mark In The Big West Conference:** Cal Poly's Kylie Atherstone concluded her four-year career with a multitude of Big West top 10 marks, including service aces, kills and attack attempts. She tallied 188 service aces to become the school's all-time leader, which ranked her fourth all-time in the Big West Conference. Atherstone's 1,756 kills ties her for 10th all-time in the Big West and her 4,383 attack attempts places her seventh. Teammate Jaclyn Houston owns 551 career block assists to secure the third spot in the Big West record book. Her 1.42 career block average places her seventh in the league. Also concluding her collegiate career with a spot in the conference's record book is UC Irvine libero Devon Sutherland, who amassed 1,752 career digs to become the Anteater record holder and rank third in the Big West's top 10. Long Beach State's Nicole Vargas owns 4,695 assists to grab the eighth slot in the conference's all-time list.

**Cal State Fullerton Finds Its Winning Ways:** The Cal State Fullerton Titans finished the season with a 17-15 overall record, reaching the 17-win plateau for just the third time in school history. It also marks Cal State Fullerton's fourth winning season since 1976. In conference play, the Titans posted a 9-7 mark to record their first-ever winning conference season. Their nine conference wins is also the most in school history.

**Atherstone Sets New Player of the Week Mark:** Cal Poly's Kylie Atherstone collected her 10th and 11th Big West Volleyball Player of the Week accolades in 2008 to own the top spot in the league for most career weekly honors. She entered the 2008 season with nine awards, tying her for first with Danielle Scott (LBSU) and Elsa Stegemann (PAC).

**UC Riverside Head Volleyball Coach Sue Gozansky Announces Her Retirement:** UC Riverside Head Volleyball Coach Sue Gozansky announced her retirement following the completion of her 39th season at the helm of the Highlanders volleyball program. She leaves with a career record of 680-519-16. During Gozansky's years with the



Sue Gozansky

Highlanders, UCR won three National Championships (the AIAW Small College Championship in 1977 and the Division II National Championship in 1982 and 1986) and had a streak of 20 straight playoff appearances. She was voted coach of the year in the CCAA five times (1981, 1982, 1988, 1989, 1996). Gozansky also served as head coach for the UCR men's volleyball team for five years.

## BIG WEST IN THE FINAL NCAA STATISTICS

### TEAM

#### Aces Per Set

| Rank | Team     | S   | Aces | APS  |
|------|----------|-----|------|------|
| 30th | Cal Poly | 109 | 174  | 1.60 |

#### Assists Per Set

| Rank | Team      | S   | Asst. | APS   |
|------|-----------|-----|-------|-------|
| 20th | UC Irvine | 106 | 1380  | 13.02 |

#### Blocks Per Set

| Rank | Team     | S   | BS | BA  | BPS  |
|------|----------|-----|----|-----|------|
| 26th | Cal Poly | 109 | 44 | 475 | 2.58 |

#### Hitting Percentage

| Rank | Team             | K    | E   | TA   | PCT  |
|------|------------------|------|-----|------|------|
| 31st | Long Beach State | 1623 | 570 | 4187 | .251 |

#### Kills Per Set

| Rank | Team      | S   | K    | KPS   |
|------|-----------|-----|------|-------|
| 20th | UC Irvine | 106 | 1491 | 14.07 |

#### Winning Percentage

| Rank | Team             | W  | L | PCT  |
|------|------------------|----|---|------|
| 17th | Long Beach State | 26 | 6 | .813 |

### INDIVIDUAL

#### Aces Per Set

| Rank  | Player                 | S   | Aces | APS |
|-------|------------------------|-----|------|-----|
| 7th   | Kylie Atherstone, CP   | 109 | 66   | .61 |
| T13th | Svenja Engelhardt, PAC | 86  | 43   | .50 |

#### Assists Per Set

| Rank | Player               | S   | Asst. | APS   |
|------|----------------------|-----|-------|-------|
| 24th | Taryn Robertson, UCI | 106 | 1175  | 11.08 |
| 36th | Hailey Fithian, CP   | 101 | 1097  | 10.86 |
| 38th | Shannon Krug, PAC    | 92  | 988   | 10.74 |

#### Blocks Per Set

| Rank | Player             | S   | BS | BA  | BPS  |
|------|--------------------|-----|----|-----|------|
| 44th | Jaclyn Houston, CP | 109 | 13 | 116 | 1.18 |

#### Hitting Percentage

| Rank | Player                 | K   | E  | TA  | PCT  |
|------|------------------------|-----|----|-----|------|
| 15th | Jaclyn Houston, CP     | 223 | 42 | 462 | .392 |
| 50th | Naomi Washington, LBSU | 288 | 72 | 616 | .351 |

#### Kills Per Set

| Rank | Player              | S   | Kills | KPS  |
|------|---------------------|-----|-------|------|
| 30th | Brittany Moore, CSF | 117 | 479   | 4.09 |

## BIG WEST ALL-AMERICANS

### American Volleyball Coaches Association (AVCA) - Honorable Mention

Kylie Atherstone (CP)  
 Jaclyn Houston (CP)  
 Lauren Kellerman (UCI)  
 Brittany Moore (CSF)  
 Naomi Washington (LBSU)

### AVCA All-West Region - First Team

Kylie Atherstone (CP)  
 Jaclyn Houston (CP)  
 Lauren Kellerman (UCI)  
 Brittany Moore (CSF)  
 Naomi Washington (LBSU)

### AVCA All-West Region - Honorable Mention

Kari Pestolesi (UCI)  
 Taryn Robertson (UCI)  
 Nicole Vargas (LBSU)

2009 BIG WEST VOLLEYBALL

# YEARLY TEAM LEADERS

## Hitting Percentage

| Year | Team             | G   | Pct. |
|------|------------------|-----|------|
| 1984 | UC Irvine        | 107 | .249 |
| 1985 | Long Beach State | 111 | .287 |
| 1986 | San Jose State   | 123 | .264 |
| 1987 | Hawai'i          | 132 | .302 |
| 1988 | Long Beach State | 120 | .297 |
| 1989 | Long Beach State | 129 | .291 |
|      | Hawai'i          | 116 | .291 |
| 1990 | Long Beach State | 138 | .267 |
| 1991 | Long Beach State | 130 | .317 |
| 1992 | Long Beach State | 111 | .340 |
| 1993 | Long Beach State | 110 | .329 |
| 1994 | Long Beach State | 119 | .299 |
| 1995 | Hawai'i          | 112 | .278 |
| 1996 | Long Beach State | 124 | .300 |
| 1997 | Long Beach State | 112 | .316 |
| 1998 | Long Beach State | 116 | .338 |
| 1999 | Long Beach State | 118 | .322 |
| 2000 | Long Beach State | 118 | .276 |
| 2001 | Long Beach State | 108 | .359 |
| 2002 | UC Irvine        | 109 | .287 |
| 2003 | UC Irvine        | 133 | .253 |
| 2004 | UC Irvine        | 108 | .276 |
| 2005 | Long Beach State | 110 | .286 |
| 2006 | Long Beach State | 109 | .255 |
| 2007 | Long Beach State | 121 | .262 |
| 2008 | Long Beach State | 122 | .251 |

## Block Average

| Year | Team             | G   | Blocks | Avg. |
|------|------------------|-----|--------|------|
| 1984 | Pacific          | 109 | 594.0  | 5.45 |
| 1985 | San Diego State  | 153 | 569.0  | 3.71 |
| 1986 | San Diego State  | 150 | 733.0  | 4.89 |
| 1987 | Fresno State     | 119 | 673.0  | 5.66 |
| 1988 | Pacific          | 126 | 404.0  | 3.21 |
| 1989 | Pacific          | 118 | 428.0  | 3.63 |
| 1990 | UC Santa Barbara | 133 | 425.0  | 3.20 |
|      | Pacific          | 132 | 422.0  | 3.20 |
| 1991 | Hawai'i          | 107 | 383.0  | 3.58 |
| 1992 | Hawai'i          | 91  | 258.0  | 2.84 |
| 1993 | Hawai'i          | 102 | 337.5  | 3.31 |
| 1994 | Hawai'i          | 99  | 341.0  | 3.44 |
| 1995 | Hawai'i          | 112 | 384.0  | 3.43 |
| 1996 | Long Beach State | 124 | 355.0  | 2.86 |
| 1997 | UC Santa Barbara | 128 | 423.5  | 3.31 |
| 1998 | Pacific          | 109 | 359.0  | 3.29 |
| 1999 | Cal Poly         | 100 | 317.5  | 3.17 |
| 2000 | Cal Poly         | 105 | 357.5  | 3.40 |
| 2001 | Cal Poly         | 97  | 341.5  | 3.52 |
| 2002 | Long Beach State | 111 | 386.5  | 3.48 |
| 2003 | Cal Poly         | 112 | 352.0  | 3.14 |
| 2004 | UC Santa Barbara | 95  | 266.5  | 2.81 |
| 2005 | Cal Poly         | 91  | 284.5  | 3.13 |
| 2006 | Cal Poly         | 112 | 369.5  | 3.30 |
| 2007 | Cal Poly         | 114 | 367.0  | 3.22 |
| 2008 | Cal Poly         | 109 | 281.5  | 2.58 |

## Ace Average

| Year | Team                 | G   | Aces | Avg. |
|------|----------------------|-----|------|------|
| 1984 | UC Santa Barbara     | 124 | 303  | 2.44 |
| 1985 | Pacific              | 142 | 294  | 2.07 |
| 1986 | San Diego State      | 150 | 311  | 2.07 |
| 1987 | Cal Poly             | 111 | 265  | 2.90 |
| 1988 | San Diego State      | 142 | 285  | 2.01 |
| 1989 | Cal Poly             | 122 | 245  | 2.01 |
| 1990 | Hawai'i              | 115 | 258  | 2.24 |
| 1991 | Pacific              | 105 | 209  | 1.99 |
| 1992 | UC Santa Barbara     | 100 | 211  | 2.11 |
| 1993 | Long Beach State     | 110 | 231  | 2.10 |
| 1994 | San Jose State       | 241 | 241  | 1.98 |
| 1995 | San Jose State       | 103 | 237  | 2.30 |
| 1996 | North Texas          | 108 | 224  | 2.07 |
| 1997 | North Texas          | 111 | 229  | 2.06 |
| 1998 | North Texas          | 87  | 177  | 2.03 |
| 1999 | Utah State           | 87  | 149  | 1.71 |
| 2000 | Pacific              | 103 | 187  | 1.82 |
| 2001 | Long Beach State     | 108 | 233  | 2.16 |
| 2002 | UC Irvine            | 109 | 205  | 1.88 |
| 2003 | Cal Poly             | 112 | 198  | 1.77 |
| 2004 | UC Santa Barbara     | 95  | 205  | 2.16 |
| 2005 | UC Santa Barbara     | 109 | 196  | 1.80 |
| 2006 | Cal State Northridge | 100 | 182  | 1.82 |
| 2007 | Cal Poly             | 114 | 209  | 1.83 |
| 2008 | Cal Poly             | 109 | 174  | 1.60 |

## Kill Average

| Year | Team             | G   | Kills | Avg.  |
|------|------------------|-----|-------|-------|
| 1984 | Pacific          | 109 | 1,690 | 15.50 |
| 1985 | UC Santa Barbara | 98  | 1,588 | 16.20 |
| 1986 | San Jose State   | 123 | 1,970 | 16.02 |
| 1987 | Hawai'i          | 132 | 2,270 | 17.20 |
| 1988 | Hawai'i          | 123 | 2,194 | 17.84 |
| 1989 | Hawai'i          | 116 | 2,068 | 17.83 |
| 1990 | Pacific          | 132 | 2,118 | 16.05 |
| 1991 | Hawai'i          | 107 | 1,815 | 16.96 |
| 1992 | Long Beach State | 111 | 1,810 | 16.31 |
| 1993 | Long Beach State | 110 | 1,857 | 16.88 |
| 1994 | San Jose State   | 122 | 2,003 | 16.42 |
| 1995 | Pacific          | 103 | 1,665 | 16.17 |
| 1996 | Pacific          | 119 | 1,968 | 16.54 |
| 1997 | UC Santa Barbara | 128 | 2,202 | 17.20 |
| 1998 | Pacific          | 109 | 1,928 | 17.69 |
| 1999 | Long Beach State | 118 | 2,168 | 18.37 |
| 2000 | Pacific          | 103 | 1,915 | 18.59 |
| 2001 | Long Beach State | 108 | 1,868 | 17.30 |
| 2002 | UC Santa Barbara | 110 | 1,900 | 17.27 |
| 2003 | Utah State       | 110 | 1,880 | 17.09 |
| 2004 | UC Santa Barbara | 95  | 1,564 | 16.46 |
| 2005 | Long Beach State | 110 | 1,848 | 16.80 |
| 2006 | Long Beach State | 109 | 1,739 | 15.95 |
| 2007 | Pacific          | 101 | 1,653 | 16.37 |
| 2008 | UC Irvine        | 106 | 1,491 | 14.07 |

## Dig Average

| Year | Team                | G   | Digs  | Avg.  |
|------|---------------------|-----|-------|-------|
| 1984 | Pacific             | 109 | 1,012 | 9.28  |
| 1985 | Hawai'i             | 124 | 2,415 | 17.51 |
| 1986 | San Jose State      | 123 | 2,398 | 19.50 |
| 1987 | San Jose State      | 110 | 2,171 | 19.74 |
| 1988 | Hawai'i             | 123 | 2,483 | 20.19 |
| 1989 | Hawai'i             | 116 | 2,335 | 20.13 |
| 1990 | Pacific             | 132 | 2,411 | 18.27 |
| 1991 | UC Irvine           | 95  | 1,749 | 18.41 |
| 1992 | UC Irvine           | 105 | 2,035 | 19.38 |
| 1993 | Nevada              | 115 | 2,038 | 17.72 |
| 1994 | UC Santa Barbara    | 120 | 2,110 | 17.58 |
| 1995 | New Mexico State    | 114 | 2,030 | 17.81 |
| 1996 | Cal State Fullerton | 100 | 1,564 | 15.64 |
| 1997 | Boise State         | 119 | 1,988 | 16.71 |
| 1998 | UC Santa Barbara    | 115 | 2,058 | 17.90 |
| 1999 | UC Santa Barbara    | 117 | 1,992 | 17.03 |
| 2000 | Cal State Fullerton | 107 | 2,131 | 19.92 |
| 2001 | UC Santa Barbara    | 105 | 1,789 | 17.04 |
| 2002 | UC Santa Barbara    | 110 | 2,162 | 19.65 |
| 2003 | UC Santa Barbara    | 105 | 1,824 | 17.37 |
| 2004 | Idaho               | 111 | 2,002 | 18.04 |
| 2005 | UC Riverside        | 93  | 1,613 | 17.34 |
| 2006 | Cal State Fullerton | 103 | 1,968 | 19.11 |
| 2007 | Pacific             | 101 | 1,767 | 17.50 |
| 2008 | UC Irvine           | 106 | 1,672 | 15.77 |

## Assist Average

| Year | Team                        | G   | Asts. | Avg.  |
|------|-----------------------------|-----|-------|-------|
| 1984 | Not official stat until '85 |     |       |       |
| 1985 | UC Santa Barbara            | 98  | 1,457 | 14.86 |
| 1986 | UC Santa Barbara            | 123 | 1,730 | 14.07 |
| 1987 | Hawai'i                     | 132 | 1,958 | 14.83 |
| 1988 | Hawai'i                     | 123 | 1,939 | 15.76 |
| 1989 | Hawai'i                     | 116 | 1,886 | 16.26 |
| 1990 | Hawai'i                     | 115 | 1,678 | 14.59 |
| 1991 | Hawai'i                     | 107 | 1,632 | 15.25 |
| 1992 | Long Beach State            | 111 | 1,625 | 14.64 |
| 1993 | Long Beach State            | 110 | 1,677 | 15.25 |
| 1994 | San Jose State              | 122 | 1,778 | 14.57 |
| 1995 | Pacific                     | 103 | 1,498 | 14.54 |
| 1996 | Pacific                     | 119 | 1,763 | 14.82 |
| 1997 | UC Santa Barbara            | 128 | 1,946 | 15.20 |
| 1998 | Pacific                     | 109 | 1,767 | 16.21 |
| 1999 | Long Beach State            | 118 | 1,968 | 16.68 |
| 2000 | Pacific                     | 103 | 1,739 | 16.88 |
| 2001 | Long Beach State            | 108 | 1,680 | 15.56 |
| 2002 | UC Santa Barbara            | 110 | 1,710 | 15.55 |
| 2003 | Utah State                  | 110 | 1,715 | 15.59 |
| 2004 | Long Beach State            | 110 | 1,660 | 15.09 |
| 2005 | Long Beach State            | 110 | 1,698 | 15.44 |
| 2006 | Long Beach State            | 109 | 1,586 | 14.55 |
| 2007 | Pacific                     | 101 | 1,535 | 15.20 |
| 2008 | UC Irvine                   | 106 | 1,380 | 13.02 |

2009 BIG WEST VOLLEYBALL

# YEARLY INDIVIDUAL LEADERS

## Hitting Percentage

| Year | Player              | School | G   | Pct. |
|------|---------------------|--------|-----|------|
| 1984 | Jan Saunders        | PAC    | 89  | .305 |
| 1985 | Elaina Oden         | PAC    | 130 | .380 |
| 1986 | Elaina Oden         | PAC    | 114 | .375 |
| 1987 | Tee Williams        | UH     | 128 | .380 |
| 1988 | Tara Cross          | LBSU   | 120 | .389 |
| 1989 | Tara Cross          | LBSU   | 129 | .353 |
| 1990 | Karrie Trieschman   | UH     | 111 | .351 |
| 1991 | Danielle Scott      | LBSU   | 130 | .422 |
| 1992 | Danielle Scott      | LBSU   | 111 | .452 |
| 1993 | Danielle Scott      | LBSU   | 110 | .431 |
| 1994 | Angelica Ljungquist | UH     | 99  | .383 |
| 1995 | Angelica Ljungquist | UH     | 108 | .351 |
| 1996 | Nique Crump         | LBSU   | 124 | .418 |
| 1997 | Nique Crump         | LBSU   | 110 | .428 |
| 1998 | Veronica Walls      | LBSU   | 90  | .426 |
| 1999 | Cheryl Weaver       | LBSU   | 114 | .395 |
| 2000 | Jennifer Joines     | PAC    | 101 | .402 |
| 2001 | Elisha Thomas       | LBSU   | 108 | .433 |
| 2002 | Rebecca Larsen      | UCI    | 108 | .424 |
| 2003 | Olivia Waldowski    | UCSB   | 102 | .383 |
| 2004 | Sami Cash           | UCI    | 108 | .442 |
| 2005 | Alexis Crimes       | LBSU   | 110 | .378 |
| 2006 | Olivia Waldowski    | UCSB   | 115 | .394 |
| 2007 | Chelsea Ellis       | UCI    | 111 | .371 |
| 2008 | Jaclyn Houston      | CP     | 109 | .392 |

## Block Average

| Year | Player              | School | G   | Blks | Avg. |
|------|---------------------|--------|-----|------|------|
| 1984 | Eileen Dempster     | PAC    | 108 | 181  | 1.68 |
| 1985 | Kris Morton         | SDSU   | 126 | 220  | 1.75 |
| 1986 | Kris Roberts        | UCI    | 85  | 177  | 2.08 |
| 1987 | Kris Roberts        | UCI    | 88  | 160  | 1.82 |
| 1988 | Kris Roberts        | UCI    | 115 | 208  | 1.81 |
| 1989 | Cathey Scotlan      | PAC    | 113 | 194  | 1.72 |
| 1990 | Cathey Scotlan      | PAC    | 124 | 189  | 1.52 |
| 1991 | Kee Williams        | UH     | 94  | 165  | 1.59 |
| 1992 | Sarah Chase         | UH     | 76  | 110  | 1.45 |
| 1993 | Angelica Ljungquist | UH     | 102 | 158  | 1.55 |
| 1994 | Sarah Chase         | UH     | 97  | 126  | 1.53 |
| 1995 | Angelica Ljungquist | UH     | 108 | 187  | 1.73 |
| 1996 | Jessica Moore       | ID     | 107 | 142  | 1.33 |
| 1997 | Katie Crawford      | UCSB   | 110 | 170  | 1.55 |
| 1998 | Tracy Chambers      | PAC    | 109 | 169  | 1.55 |
| 1999 | Kari DeSoto         | CP     | 100 | 166  | 1.66 |
| 2000 | Cheryl Weaver       | LBSU   | 118 | 191  | 1.62 |
| 2001 | Worthy Lien         | CP     | 96  | 164  | 1.71 |
| 2002 | Worthy Lien         | CP     | 73  | 118  | 1.62 |
| 2003 | Sarah Meek          | UI     | 107 | 154  | 1.44 |
| 2004 | Olivia Waldowski    | UCSB   | 95  | 135  | 1.42 |
| 2005 | Alexis Crimes       | LBSU   | 110 | 158  | 1.44 |
| 2006 | Jaclyn Houston      | CP     | 112 | 170  | 1.52 |
| 2007 | Jaclyn Houston      | CP     | 114 | 170  | 1.49 |
| 2008 | Shannon Moyneur     | UCR    | 67  | 92   | 1.37 |

## Ace Average

| Year | Player                  | School | G   | Aces | Avg. |
|------|-------------------------|--------|-----|------|------|
| 1984 | Julie Maginot           | PAC    | 108 | 56   | 0.52 |
| 1985 | Renee Pankopf           | SDSU   | 114 | 83   | 0.73 |
| 1986 | Renee Pankopf           | SDSU   | 142 | 83   | 0.59 |
| 1987 | Jackie Mendez           | SDSU   | 116 | 78   | 0.67 |
| 1988 | Jackie Mendez           | SDSU   | 137 | 81   | 0.59 |
| 1989 | Michelle Hansen         | CP     | 122 | 66   | 0.54 |
| 1990 | Antoinette White        | LBSU   | 138 | 91   | 0.66 |
| 1991 | Andrea Radmilovich      | FSU    | 116 | 63   | 0.54 |
| 1992 | Vikki Simonis           | PAC    | 109 | 63   | 0.58 |
| 1993 | Dana Black              | NEV    | 99  | 55   | 0.56 |
| 1994 | Dominique Benton-Bozman | PAC    | 103 | 59   | 0.57 |
| 1995 | Dominique Benton-Bozman | PAC    | 97  | 61   | 0.63 |
| 1996 | LaKeta Graham           | UNT    | 108 | 57   | 0.53 |
| 1997 | Misty May               | LBSU   | 109 | 47   | 0.43 |
| 1998 | Stacey Volesky          | UNT    | 82  | 41   | 0.50 |
| 1999 | Jutta Weissenborn       | UCSB   | 113 | 52   | 0.46 |
| 2000 | Brittany Hochevar       | LBSU   | 118 | 61   | 0.52 |
| 2001 | Brittany Hochevar       | LBSU   | 108 | 84   | 0.78 |
| 2002 | Brittany Hochevar       | LBSU   | 108 | 56   | 0.52 |
| 2003 | Molly Duncan            | CP     | 112 | 59   | 0.53 |
| 2004 | Kelly Wing              | UCI    | 107 | 59   | 0.55 |
| 2005 | Kym Murphy              | UCR    | 90  | 39   | 0.43 |
| 2006 | Stephanie Brandt        | UCSB   | 107 | 43   | 0.40 |
| 2007 | Svenja Engelhardt       | PAC    | 83  | 64   | 0.77 |
| 2008 | Kylie Atherstone        | CP     | 109 | 66   | 0.61 |

## Kill Average

| Year | Player                  | School | G   | Kills | Avg. |
|------|-------------------------|--------|-----|-------|------|
| 1984 | Kathie Luedeke          | UCSB   | 123 | 448   | 3.64 |
| 1985 | Elaina Oden             | PAC    | 130 | 547   | 4.21 |
| 1986 | Tara Cross              | LBSU   | 103 | 486   | 4.72 |
| 1987 | Angelica Jackson        | SDSU   | 124 | 727   | 5.86 |
| 1988 | Tara Cross              | LBSU   | 120 | 763   | 6.36 |
| 1989 | Tee Williams-Sanders    | UH     | 101 | 625   | 6.19 |
| 1990 | Becky Howlett           | CSF    | 134 | 633   | 4.72 |
| 1991 | Paola Paz-Soldan        | FSU    | 112 | 630   | 5.63 |
| 1992 | Danielle Scott          | LBSU   | 111 | 498   | 4.49 |
| 1993 | Danielle Scott          | LBSU   | 110 | 641   | 5.83 |
| 1994 | Dominique Benton-Bozman | PAC    | 103 | 528   | 5.13 |
| 1995 | Paola Paz-Soldan        | SJSU   | 88  | 465   | 5.28 |
| 1996 | Heather Bassett         | CSF    | 99  | 453   | 4.58 |
| 1997 | Katie Crawford          | UCSB   | 110 | 528   | 4.80 |
| 1998 | Roberta Gehlke          | UCSB   | 110 | 555   | 5.05 |
| 1999 | Elsa Stegemann          | PAC    | 114 | 642   | 5.63 |
| 2000 | Cheryl Weaver           | LBSU   | 118 | 546   | 4.63 |
| 2001 | Tayyiba Haneef          | LBSU   | 108 | 543   | 5.03 |
| 2002 | Kelly Wing              | UCI    | 109 | 584   | 5.36 |
| 2003 | Kelly Wing              | UCI    | 133 | 764   | 5.74 |
| 2004 | Kelly Wing              | UCI    | 107 | 618   | 5.78 |
| 2005 | Janine Sandell          | UCSB   | 109 | 572   | 5.25 |
| 2006 | Kylie Atherstone        | CP     | 112 | 505   | 4.51 |
| 2007 | Kylie Atherstone        | CP     | 113 | 531   | 4.70 |
| 2008 | Brittany Moore          | CSF    | 117 | 479   | 4.09 |

## Dig Average

| Year | Player            | School | G   | Digs | Avg. |
|------|-------------------|--------|-----|------|------|
| 1984 | Julie Maginot     | PAC    | 108 | 192  | 1.78 |
| 1985 | Charlotte Mitchel | UCSB   | 85  | 383  | 4.50 |
| 1986 | Tara Cross        | LBSU   | 103 | 412  | 4.00 |
| 1987 | Yami Menendez     | UCSB   | 141 | 509  | 3.60 |
| 1988 | Kerry House       | CP     | 128 | 525  | 4.10 |
| 1989 | Maria Reyes       | UCSB   | 128 | 591  | 4.62 |
| 1990 | Maria Reyes       | UCSB   | 126 | 552  | 4.38 |
| 1991 | Vanessa White     | NMSU   | 98  | 386  | 3.94 |
| 1992 | Kristie Ryan      | UCSB   | 91  | 369  | 4.05 |
| 1993 | Heather Collins   | UCSB   | 117 | 484  | 4.14 |
| 1994 | Heather Collins   | UCSB   | 111 | 435  | 3.92 |
| 1995 | April Colgrove    | NEV    | 101 | 380  | 3.76 |
| 1996 | Roberta Gehlke    | UCSB   | 116 | 371  | 3.20 |
| 1997 | Carolyn Kittell   | CSF    | 110 | 380  | 3.46 |
| 1998 | Roberta Gehlke    | UCSB   | 110 | 449  | 4.08 |
| 1999 | Roberta Gehlke    | UCSB   | 108 | 440  | 4.07 |
| 2000 | Jamie Hamm        | PAC    | 102 | 453  | 4.44 |
| 2001 | Jamie Hamm        | PAC    | 127 | 539  | 4.24 |
| 2002 | Jessica Yearout   | UI     | 101 | 428  | 4.24 |
| 2003 | Kristin Nelson    | UCSB   | 105 | 490  | 4.67 |
| 2004 | Kristin Nelson    | UCSB   | 92  | 560  | 6.09 |
| 2005 | Vanessa Vella     | CSF    | 109 | 581  | 5.33 |
| 2006 | Vanessa Vella     | CSF    | 100 | 538  | 5.38 |
| 2007 | Talaya Whitfield  | LBSU   | 101 | 542  | 5.37 |
| 2008 | Leigh Stephenson  | UCSB   | 99  | 432  | 4.36 |

## Assist Average

| Year | Player                      | School | G   | Asts. | Avg.  |
|------|-----------------------------|--------|-----|-------|-------|
| 1984 | Not official stat until '85 |        |     |       |       |
| 1985 | Liz Towne                   | UCSB   | 90  | 1,173 | 13.03 |
| 1986 | Liz Towne                   | UCSB   | 120 | 1,493 | 12.44 |
| 1987 | Martina Cincerovala         | UH     | 127 | 1,567 | 12.34 |
| 1988 | Sheri Sanders               | LBSU   | 120 | 1,682 | 14.02 |
| 1989 | Cheri Boyer                 | UH     | 105 | 1,443 | 13.74 |
| 1990 | Cheri Boyer                 | UH     | 114 | 1,439 | 12.62 |
| 1991 | Cheri Boyer                 | UH     | 90  | 1,223 | 13.59 |
| 1992 | Sabrina Hernandez           | LBSU   | 107 | 1,420 | 13.27 |
| 1993 | Joy McKenzie                | LBSU   | 110 | 1,480 | 13.45 |
| 1994 | Melizza Benitez             | SJSU   | 115 | 1,563 | 13.59 |
| 1995 | Sacha Caldemeyer            | PAC    | 103 | 1,352 | 12.90 |
| 1996 | Sacha Caldemeyer            | PAC    | 117 | 1,540 | 13.16 |
| 1997 | Tanja Hart                  | UCSB   | 122 | 1,690 | 13.85 |
| 1998 | Alanna Whitnack             | NEV    | 103 | 1,422 | 13.81 |
| 1999 | Keri Nishimoto              | LBSU   | 99  | 1,443 | 14.58 |
| 2000 | Kara Gormsen                | UOP    | 100 | 1,421 | 14.21 |
| 2001 | Keri Nishimoto              | LBSU   | 108 | 1,468 | 13.59 |
| 2002 | Brooke Niles                | UCSB   | 103 | 1,437 | 13.95 |
| 2003 | Andrea Delsigne             | USU    | 105 | 1,442 | 13.73 |
| 2004 | Ashlie Hain                 | UCI    | 107 | 1,450 | 13.55 |
| 2005 | Kym Murphy                  | UCR    | 90  | 1,126 | 12.51 |
| 2006 | Stephanie Brandt            | UCSB   | 107 | 1,348 | 12.60 |
| 2007 | Shannon Krug                | PAC    | 89  | 1,189 | 13.36 |
| 2008 | Taryn Robertson             | UCI    | 106 | 1,175 | 11.08 |

2009 BIG WEST VOLLEYBALL

# YEARLY STANDINGS

|                  | Big West |   |      | Overall |    |      |
|------------------|----------|---|------|---------|----|------|
|                  | W        | L | Pct. | W       | L  | Pct. |
| <b>1984</b>      |          |   |      |         |    |      |
| Cal Poly         | 7        | 1 | .875 | 33      | 7  | .825 |
| Pacific          | 6        | 2 | .750 | 32      | 8  | .800 |
| UC Santa Barbara | 4        | 4 | .500 | 20      | 17 | .540 |
| UC Irvine        | 2        | 6 | .250 | 12      | 16 | .429 |
| UNLV             | 1        | 7 | .125 | 23      | 17 | .575 |

|                     | W  | L  | Pct. | W  | L  | Pct. |
|---------------------|----|----|------|----|----|------|
| <b>1985</b>         |    |    |      |    |    |      |
| Pacific             | 15 | 1  | .937 | 36 | 3  | .923 |
| Cal Poly            | 14 | 2  | .875 | 31 | 8  | .795 |
| Hawai'i             | 10 | 6  | .625 | 28 | 13 | .683 |
| UC Santa Barbara    | 10 | 6  | .625 | 26 | 17 | .604 |
| Long Beach State    | 8  | 8  | .500 | 18 | 13 | .580 |
| San Diego State     | 8  | 8  | .500 | 25 | 20 | .555 |
| UNLV                | 5  | 11 | .312 | 16 | 17 | .484 |
| UC Irvine           | 1  | 15 | .062 | 9  | 18 | .333 |
| Cal State Fullerton | 1  | 15 | .062 | 9  | 26 | .257 |

|                     | W  | L  | Pct. | W  | L  | Pct. |
|---------------------|----|----|------|----|----|------|
| <b>1986</b>         |    |    |      |    |    |      |
| Pacific             | 17 | 1  | .944 | 39 | 3  | .929 |
| Hawai'i             | 15 | 3  | .833 | 31 | 7  | .816 |
| San Jose State      | 13 | 5  | .722 | 28 | 7  | .800 |
| UC Santa Barbara    | 12 | 6  | .667 | 24 | 12 | .667 |
| San Diego State     | 11 | 7  | .611 | 37 | 9  | .804 |
| Cal Poly            | 10 | 8  | .556 | 21 | 16 | .568 |
| Long Beach State    | 6  | 12 | .333 | 15 | 17 | .469 |
| Fresno State        | 4  | 14 | .222 | 9  | 26 | .257 |
| UC Irvine           | 1  | 17 | .056 | 7  | 26 | .212 |
| Cal State Fullerton | 1  | 17 | .056 | 7  | 28 | .200 |

|                     | W  | L  | Pct. | W  | L  | Pct. |
|---------------------|----|----|------|----|----|------|
| <b>1987</b>         |    |    |      |    |    |      |
| Hawai'i             | 17 | 1  | .944 | 37 | 2  | .949 |
| Pacific             | 16 | 2  | .889 | 30 | 4  | .882 |
| San Jose State      | 12 | 6  | .667 | 21 | 10 | .667 |
| UC Santa Barbara    | 11 | 7  | .611 | 24 | 16 | .600 |
| Cal Poly            | 9  | 9  | .500 | 19 | 12 | .613 |
| San Diego State     | 8  | 10 | .444 | 15 | 17 | .469 |
| Long Beach State    | 7  | 11 | .389 | 25 | 14 | .641 |
| UC Irvine           | 5  | 13 | .278 | 12 | 15 | .444 |
| Fresno State        | 4  | 14 | .222 | 11 | 22 | .333 |
| Cal State Fullerton | 1  | 17 | .056 | 9  | 23 | .281 |

|                     | W  | L  | Pct.  | W  | L  | Pct. |
|---------------------|----|----|-------|----|----|------|
| <b>1988</b>         |    |    |       |    |    |      |
| Hawai'i             | 18 | 0  | 1.000 | 33 | 3  | .917 |
| Pacific             | 14 | 4  | .778  | 22 | 13 | .629 |
| Long Beach State    | 13 | 5  | .722  | 26 | 7  | .788 |
| San Diego State     | 10 | 8  | .556  | 26 | 12 | .684 |
| UC Santa Barbara    | 9  | 9  | .500  | 17 | 17 | .500 |
| UC Irvine           | 8  | 10 | .444  | 19 | 12 | .613 |
| San Jose State      | 8  | 10 | .444  | 21 | 14 | .600 |
| Cal Poly            | 6  | 12 | .333  | 20 | 14 | .588 |
| Fresno State        | 4  | 14 | .222  | 15 | 16 | .483 |
| Cal State Fullerton | 0  | 18 | .000  | 11 | 24 | .314 |

|                     | W  | L  | Pct. | W  | L  | Pct. |
|---------------------|----|----|------|----|----|------|
| <b>1989</b>         |    |    |      |    |    |      |
| Hawai'i             | 17 | 1  | .944 | 29 | 3  | .906 |
| Pacific             | 14 | 4  | .778 | 29 | 5  | .853 |
| Long Beach State    | 13 | 5  | .722 | 32 | 5  | .865 |
| UC Santa Barbara    | 12 | 6  | .667 | 22 | 13 | .629 |
| Cal Poly            | 9  | 9  | .500 | 19 | 13 | .594 |
| San Diego State     | 8  | 10 | .444 | 19 | 18 | .514 |
| San Jose State      | 7  | 11 | .389 | 14 | 13 | .519 |
| UC Irvine           | 6  | 12 | .333 | 18 | 14 | .563 |
| Fresno State        | 3  | 15 | .167 | 11 | 19 | .367 |
| Cal State Fullerton | 1  | 17 | .056 | 8  | 23 | .258 |

|                     | W  | L  | Pct. | W  | L  | Pct. |
|---------------------|----|----|------|----|----|------|
| <b>1990</b>         |    |    |      |    |    |      |
| Hawai'i             | 16 | 2  | .889 | 28 | 6  | .824 |
| UC Santa Barbara    | 15 | 3  | .833 | 31 | 7  | .816 |
| Pacific             | 14 | 4  | .778 | 30 | 7  | .811 |
| Long Beach State    | 13 | 5  | .722 | 29 | 9  | .763 |
| San Jose State      | 12 | 6  | .667 | 21 | 8  | .712 |
| Fresno State        | 6  | 12 | .333 | 13 | 22 | .371 |
| UC Irvine           | 5  | 13 | .278 | 9  | 21 | .300 |
| Cal State Fullerton | 3  | 15 | .167 | 8  | 30 | .211 |
| Utah State          | 3  | 15 | .167 | 7  | 28 | .200 |
| New Mexico State    | 3  | 15 | .167 | 5  | 30 | .143 |

|                     | W  | L  | Pct. | W  | L  | Pct. |
|---------------------|----|----|------|----|----|------|
| <b>1991</b>         |    |    |      |    |    |      |
| Long Beach State    | 17 | 1  | .944 | 36 | 2  | .947 |
| Hawai'i             | 15 | 3  | .833 | 26 | 5  | .839 |
| Pacific             | 15 | 3  | .833 | 24 | 6  | .800 |
| UC Santa Barbara    | 13 | 5  | .722 | 22 | 10 | .688 |
| Fresno State        | 10 | 8  | .556 | 21 | 13 | .618 |
| San Jose State      | 7  | 11 | .389 | 12 | 14 | .462 |
| New Mexico State    | 5  | 13 | .278 | 10 | 20 | .333 |
| UC Irvine           | 4  | 14 | .222 | 10 | 17 | .370 |
| Cal State Fullerton | 4  | 14 | .222 | 9  | 27 | .250 |
| Utah State          | 0  | 18 | .000 | 2  | 29 | .065 |

|                     | W  | L  | Pct.  | W  | L  | Pct. |
|---------------------|----|----|-------|----|----|------|
| <b>1992</b>         |    |    |       |    |    |      |
| Long Beach State    | 18 | 0  | 1.000 | 30 | 3  | .909 |
| Pacific             | 16 | 2  | .889  | 27 | 6  | .818 |
| UC Santa Barbara    | 14 | 4  | .778  | 23 | 8  | .742 |
| Hawai'i             | 11 | 7  | .611  | 15 | 12 | .556 |
| San Jose State      | 9  | 9  | .500  | 14 | 17 | .451 |
| UC Irvine           | 7  | 11 | .389  | 15 | 13 | .536 |
| Nevada              | 7  | 11 | .389  | 10 | 26 | .278 |
| New Mexico State    | 6  | 12 | .333  | 14 | 15 | .483 |
| Utah State          | 1  | 17 | .056  | 4  | 27 | .129 |
| Cal State Fullerton | 1  | 17 | .056  | 1  | 27 | .036 |

|                     | W  | L  | Pct. | W  | L  | Pct. |
|---------------------|----|----|------|----|----|------|
| <b>1993</b>         |    |    |      |    |    |      |
| Long Beach State    | 17 | 1  | .944 | 32 | 2  | .941 |
| UC Santa Barbara    | 17 | 1  | .944 | 28 | 4  | .875 |
| Hawai'i             | 13 | 5  | .722 | 19 | 11 | .633 |
| Pacific             | 12 | 6  | .667 | 21 | 10 | .677 |
| San Jose State      | 9  | 9  | .500 | 16 | 13 | .552 |
| UC Irvine           | 8  | 10 | .444 | 15 | 13 | .536 |
| Nevada              | 5  | 13 | .278 | 17 | 16 | .515 |
| New Mexico State    | 5  | 13 | .278 | 8  | 21 | .276 |
| Utah State          | 4  | 14 | .222 | 7  | 27 | .209 |
| Cal State Fullerton | 0  | 18 | .000 | 1  | 28 | .034 |

|                     | W  | L  | Pct. | W  | L  | Pct. |
|---------------------|----|----|------|----|----|------|
| <b>1994</b>         |    |    |      |    |    |      |
| Long Beach State    | 16 | 2  | .889 | 27 | 6  | .818 |
| Hawai'i             | 15 | 3  | .833 | 25 | 5  | .833 |
| UC Santa Barbara    | 14 | 4  | .778 | 28 | 7  | .800 |
| Pacific             | 14 | 4  | .778 | 23 | 7  | .767 |
| San Jose State      | 10 | 8  | .556 | 23 | 12 | .657 |
| New Mexico State    | 9  | 9  | .500 | 12 | 16 | .429 |
| Nevada              | 5  | 13 | .278 | 11 | 23 | .324 |
| UC Irvine           | 5  | 13 | .278 | 6  | 22 | .214 |
| Utah State          | 1  | 17 | .056 | 2  | 28 | .067 |
| Cal State Fullerton | 1  | 17 | .056 | 1  | 28 | .034 |

|                     | W  | L  | Pct.  | W  | L  | Pct. |
|---------------------|----|----|-------|----|----|------|
| <b>1995</b>         |    |    |       |    |    |      |
| Hawai'i             | 18 | 0  | 1.000 | 31 | 1  | .969 |
| UC Santa Barbara    | 15 | 3  | .833  | 26 | 9  | .743 |
| Pacific             | 14 | 4  | .778  | 21 | 9  | .700 |
| Long Beach State    | 12 | 6  | .667  | 22 | 10 | .688 |
| Nevada              | 9  | 9  | .500  | 16 | 14 | .533 |
| New Mexico State    | 7  | 11 | .389  | 14 | 16 | .467 |
| San Jose State      | 6  | 12 | .333  | 14 | 17 | .452 |
| Cal State Fullerton | 5  | 13 | .278  | 12 | 19 | .387 |
| UC Irvine           | 4  | 14 | .222  | 7  | 19 | .269 |
| Utah State          | 0  | 18 | .000  | 0  | 30 | .000 |

2009 BIG WEST VOLLEYBALL

# YEARLY STANDINGS

## 1996

| Western Division    | W  | L  | Pct. | W  | L  | Pct. |
|---------------------|----|----|------|----|----|------|
| Long Beach State    | 15 | 1  | .938 | 33 | 3  | .917 |
| Pacific             | 14 | 2  | .875 | 26 | 7  | .788 |
| UC Santa Barbara    | 13 | 3  | .813 | 23 | 9  | .719 |
| Cal Poly            | 7  | 9  | .438 | 14 | 16 | .467 |
| Cal State Fullerton | 6  | 10 | .375 | 16 | 13 | .552 |
| UC Irvine           | 3  | 13 | .188 | 6  | 23 | .207 |

## Eastern Division

| W                | L  | Pct. | W    | L  | Pct. |      |
|------------------|----|------|------|----|------|------|
| Idaho            | 13 | 3    | .813 | 25 | 6    | .807 |
| Boise State      | 9  | 7    | .563 | 13 | 17   | .433 |
| Nevada           | 7  | 9    | .438 | 16 | 15   | .516 |
| North Texas      | 4  | 12   | .250 | 9  | 22   | .290 |
| Utah State       | 3  | 13   | .188 | 7  | 27   | .206 |
| New Mexico State | 2  | 14   | .125 | 6  | 27   | .182 |

## 1997

| Western Division    | W  | L  | Pct.  | W  | L  | Pct. |
|---------------------|----|----|-------|----|----|------|
| Long Beach State    | 16 | 0  | 1.000 | 33 | 2  | .943 |
| UC Santa Barbara    | 14 | 2  | .875  | 32 | 5  | .865 |
| Pacific             | 12 | 4  | .750  | 23 | 9  | .719 |
| Cal Poly            | 9  | 7  | .563  | 18 | 11 | .621 |
| Cal State Fullerton | 4  | 12 | .250  | 12 | 18 | .400 |
| UC Irvine           | 2  | 14 | .125  | 7  | 22 | .241 |

## Eastern Division

| W                | L  | Pct. | W    | L  | Pct. |      |
|------------------|----|------|------|----|------|------|
| Boise State      | 10 | 6    | .625 | 20 | 12   | .625 |
| Idaho            | 10 | 6    | .625 | 16 | 14   | .533 |
| Utah State       | 7  | 9    | .438 | 18 | 15   | .546 |
| New Mexico State | 6  | 10   | .375 | 10 | 19   | .345 |
| Nevada           | 5  | 11   | .313 | 12 | 19   | .387 |
| North Texas      | 1  | 15   | .063 | 6  | 25   | .194 |

## 1998

| Western Division    | W  | L  | Pct.  | W  | L  | Pct.  |
|---------------------|----|----|-------|----|----|-------|
| Long Beach State    | 16 | 0  | 1.000 | 36 | 0  | 1.000 |
| UC Santa Barbara    | 13 | 3  | .813  | 28 | 6  | .824  |
| Pacific             | 13 | 3  | .813  | 26 | 6  | .813  |
| Cal Poly            | 8  | 8  | .500  | 18 | 9  | .667  |
| UC Irvine           | 4  | 12 | .250  | 9  | 22 | .290  |
| Cal State Fullerton | 3  | 13 | .188  | 9  | 18 | .333  |

## Eastern Division

| W                | L  | Pct. | W    | L  | Pct. |      |
|------------------|----|------|------|----|------|------|
| Nevada           | 12 | 4    | .750 | 22 | 7    | .759 |
| Boise State      | 11 | 5    | .688 | 18 | 9    | .667 |
| Idaho            | 8  | 8    | .500 | 15 | 14   | .517 |
| Utah State       | 4  | 12   | .250 | 8  | 22   | .267 |
| New Mexico State | 4  | 12   | .250 | 7  | 22   | .241 |
| North Texas      | 0  | 16   | .000 | 3  | 23   | .115 |

## 1999

| Western Division    | W  | L  | Pct. | W  | L  | Pct. |
|---------------------|----|----|------|----|----|------|
| Pacific             | 15 | 1  | .938 | 32 | 3  | .914 |
| Long Beach State    | 14 | 2  | .875 | 31 | 4  | .886 |
| UC Santa Barbara    | 12 | 4  | .750 | 29 | 6  | .829 |
| Cal Poly            | 11 | 5  | .688 | 20 | 9  | .690 |
| Cal State Fullerton | 3  | 13 | .188 | 7  | 22 | .241 |
| UC Irvine           | 1  | 15 | .063 | 8  | 20 | .286 |

## Eastern Division

| W                | L  | Pct. | W    | L  | Pct. |      |
|------------------|----|------|------|----|------|------|
| Utah State       | 11 | 5    | .688 | 14 | 12   | .539 |
| Nevada           | 10 | 6    | .625 | 17 | 11   | .607 |
| Idaho            | 7  | 9    | .438 | 17 | 15   | .531 |
| New Mexico State | 6  | 10   | .375 | 15 | 15   | .500 |
| Boise State      | 5  | 11   | .313 | 9  | 20   | .310 |
| North Texas      | 1  | 15   | .063 | 5  | 24   | .172 |

## 2000

| W                   | L  | Pct. | W    | L  | Pct. |      |
|---------------------|----|------|------|----|------|------|
| Pacific             | 15 | 1    | .938 | 28 | 4    | .875 |
| UC Santa Barbara    | 14 | 2    | .875 | 26 | 8    | .765 |
| Long Beach State    | 11 | 5    | .688 | 24 | 8    | .750 |
| Utah State          | 10 | 6    | .625 | 22 | 10   | .688 |
| Cal Poly            | 9  | 7    | .563 | 17 | 12   | .586 |
| Idaho               | 6  | 10   | .375 | 16 | 13   | .552 |
| Boise State         | 3  | 13   | .188 | 9  | 19   | .321 |
| Cal State Fullerton | 3  | 13   | .188 | 9  | 20   | .310 |
| UC Irvine           | 1  | 15   | .063 | 9  | 20   | .310 |

## 2001

| W                    | L  | Pct. | W     | L  | Pct. |      |
|----------------------|----|------|-------|----|------|------|
| Long Beach State     | 18 | 0    | 1.000 | 33 | 1    | .971 |
| Pacific              | 15 | 3    | .833  | 28 | 8    | .778 |
| UC Santa Barbara     | 14 | 4    | .778  | 17 | 14   | .548 |
| Utah State           | 12 | 6    | .667  | 20 | 11   | .645 |
| Cal Poly             | 9  | 9    | .500  | 15 | 11   | .577 |
| Cal State Northridge | 8  | 10   | .444  | 15 | 14   | .517 |
| Idaho                | 5  | 13   | .278  | 11 | 19   | .367 |
| Cal State Fullerton  | 4  | 14   | .222  | 8  | 18   | .308 |
| UC Riverside         | 3  | 15   | .167  | 10 | 17   | .370 |
| UC Irvine            | 2  | 16   | .111  | 4  | 23   | .148 |

## 2002

| W                    | L  | Pct. | W     | L  | Pct. |      |
|----------------------|----|------|-------|----|------|------|
| UC Santa Barbara     | 18 | 0    | 1.000 | 30 | 3    | .909 |
| Long Beach State     | 15 | 3    | .833  | 28 | 4    | .875 |
| Cal Poly             | 13 | 5    | .722  | 15 | 13   | .536 |
| Pacific              | 12 | 6    | .667  | 19 | 13   | .594 |
| UC Irvine            | 10 | 8    | .556  | 19 | 11   | .633 |
| Utah State           | 7  | 11   | .389  | 14 | 16   | .467 |
| Idaho                | 7  | 11   | .389  | 11 | 17   | .393 |
| Cal State Northridge | 5  | 13   | .278  | 11 | 16   | .407 |
| UC Riverside         | 2  | 16   | .111  | 6  | 23   | .207 |
| Cal State Fullerton  | 1  | 17   | .056  | 5  | 26   | .161 |

## 2003

| W                    | L  | Pct. | W    | L  | Pct. |      |
|----------------------|----|------|------|----|------|------|
| UC Santa Barbara     | 14 | 4    | .778 | 19 | 9    | .679 |
| UC Irvine            | 12 | 6    | .667 | 24 | 10   | .706 |
| Long Beach State     | 12 | 6    | .667 | 19 | 11   | .633 |
| Cal State Northridge | 12 | 6    | .667 | 16 | 13   | .552 |
| Idaho                | 10 | 8    | .556 | 19 | 11   | .633 |
| Utah State           | 10 | 8    | .556 | 18 | 12   | .600 |
| Pacific              | 9  | 9    | .500 | 18 | 14   | .563 |
| Cal Poly             | 5  | 13   | .278 | 13 | 16   | .448 |
| UC Riverside         | 4  | 14   | .222 | 9  | 20   | .310 |
| Cal State Fullerton  | 2  | 16   | .111 | 8  | 22   | .267 |

## 2004

| W                    | L  | Pct. | W    | L  | Pct. |      |
|----------------------|----|------|------|----|------|------|
| UC Santa Barbara     | 16 | 2    | .889 | 24 | 4    | .857 |
| Long Beach State     | 13 | 5    | .722 | 24 | 7    | .774 |
| Pacific              | 13 | 5    | .722 | 19 | 10   | .655 |
| UC Irvine            | 11 | 7    | .611 | 18 | 11   | .643 |
| Cal State Northridge | 11 | 7    | .611 | 17 | 11   | .607 |
| Idaho                | 9  | 9    | .500 | 17 | 13   | .567 |
| Cal State Fullerton  | 6  | 12   | .333 | 14 | 14   | .500 |
| Utah State           | 5  | 13   | .278 | 9  | 18   | .333 |
| UC Riverside         | 3  | 15   | .167 | 11 | 18   | .379 |
| Cal Poly             | 3  | 15   | .167 | 5  | 24   | .172 |

## 2005

| W                    | L  | Pct. | W    | L  | Pct. |      |
|----------------------|----|------|------|----|------|------|
| Long Beach State     | 12 | 2    | .857 | 25 | 7    | .781 |
| UC Santa Barbara     | 12 | 2    | .857 | 21 | 9    | .700 |
| Cal Poly             | 10 | 4    | .714 | 19 | 6    | .760 |
| Pacific              | 8  | 6    | .571 | 16 | 14   | .533 |
| Cal State Fullerton  | 5  | 9    | .357 | 14 | 15   | .483 |
| UC Riverside         | 4  | 10   | .286 | 16 | 11   | .593 |
| UC Irvine            | 3  | 11   | .273 | 10 | 20   | .333 |
| Cal State Northridge | 2  | 12   | .143 | 4  | 23   | .148 |

# YEARLY STANDINGS

| 2006                 | W  | L  | Pct. | W  | L  | Pct. |
|----------------------|----|----|------|----|----|------|
| Cal Poly             | 13 | 1  | .929 | 23 | 6  | .793 |
| Long Beach State     | 12 | 2  | .857 | 26 | 6  | .813 |
| UC Santa Barbara     | 8  | 6  | .571 | 19 | 12 | .613 |
| Cal State Northridge | 7  | 7  | .500 | 16 | 12 | .571 |
| UC Irvine            | 7  | 7  | .500 | 13 | 16 | .448 |
| Cal State Fullerton  | 6  | 8  | .429 | 17 | 12 | .586 |
| Pacific              | 3  | 11 | .214 | 8  | 21 | .276 |
| UC Riverside         | 0  | 14 | .000 | 2  | 25 | .074 |

| 2007                 | W  | L  | Pct. | W  | L  | Pct. |
|----------------------|----|----|------|----|----|------|
| Cal Poly             | 15 | 1  | .938 | 23 | 8  | .742 |
| Long Beach State     | 14 | 2  | .875 | 26 | 7  | .788 |
| UC Irvine            | 11 | 5  | .688 | 21 | 11 | .656 |
| Pacific              | 9  | 7  | .563 | 18 | 9  | .667 |
| Cal State Fullerton  | 7  | 9  | .438 | 15 | 15 | .500 |
| Cal State Northridge | 7  | 9  | .438 | 13 | 18 | .419 |
| UC Santa Barbara     | 6  | 10 | .375 | 14 | 18 | .438 |
| UC Riverside         | 2  | 14 | .125 | 6  | 21 | .222 |
| UC Davis             | 1  | 15 | .063 | 4  | 24 | .143 |

| 2008                 | W  | L  | Pct. | W  | L  | Pct. |
|----------------------|----|----|------|----|----|------|
| Long Beach State     | 13 | 3  | .813 | 26 | 6  | .813 |
| UC Irvine            | 12 | 4  | .750 | 17 | 12 | .586 |
| Cal Poly             | 11 | 5  | .688 | 16 | 13 | .552 |
| Pacific              | 10 | 6  | .625 | 12 | 16 | .429 |
| Cal State Fullerton  | 9  | 7  | .563 | 17 | 15 | .531 |
| UC Santa Barbara     | 7  | 9  | .438 | 11 | 16 | .407 |
| UC Davis             | 4  | 12 | .250 | 12 | 17 | .414 |
| Cal State Northridge | 3  | 13 | .188 | 9  | 21 | .300 |
| UC Riverside         | 3  | 13 | .188 | 8  | 23 | .258 |

## COMPOSITE STANDINGS

| Current Members      | Years | Big West |     |      | Overall |     |      |
|----------------------|-------|----------|-----|------|---------|-----|------|
|                      |       | W        | L   | Pct. | W       | L   | Pct. |
| Long Beach State     | 24    | 321      | 87  | .787 | 656     | 154 | .810 |
| Pacific              | 25    | 315      | 101 | .757 | 607     | 215 | .738 |
| UC Santa Barbara     | 25    | 307      | 109 | .738 | 584     | 256 | .695 |
| Cal Poly             | 19    | 178      | 130 | .578 | 359     | 224 | .616 |
| Cal State Northridge | 8     | 55       | 77  | .417 | 101     | 128 | .441 |
| UC Irvine            | 25    | 135      | 281 | .325 | 304     | 427 | .416 |
| Cal State Fullerton  | 24    | 77       | 331 | .189 | 227     | 511 | .308 |
| UC Riverside         | 8     | 21       | 111 | .159 | 68      | 158 | .301 |
| UC Davis             | 2     | 5        | 27  | .156 | 16      | 41  | .281 |
| Former Members       | Years | W        | L   | Pct. | W       | L   | Pct. |
| Hawai'i              | 11    | 165      | 31  | .842 | 302     | 68  | .816 |
| San Jose State       | 10    | 93       | 87  | .517 | 184     | 125 | .596 |
| San Diego State      | 5     | 45       | 43  | .511 | 122     | 76  | .616 |
| Idaho                | 9     | 75       | 77  | .493 | 147     | 122 | .546 |
| Boise State          | 5     | 38       | 42  | .475 | 69      | 77  | .473 |
| Nevada               | 8     | 60       | 76  | .441 | 121     | 131 | .480 |
| New Mexico State     | 10    | 53       | 119 | .308 | 101     | 201 | .334 |
| Utah State           | 15    | 78       | 182 | .300 | 150     | 312 | .325 |
| Fresno State         | 6     | 31       | 77  | .287 | 80      | 118 | .404 |
| UNLV                 | 2     | 6        | 18  | .250 | 39      | 34  | .534 |
| North Texas          | 4     | 6        | 58  | .094 | 23      | 94  | .197 |

2009 BIG WEST VOLLEYBALL

# ALL-BIG WEST TEAMS

1984

## First Team

Eileen Dempster, Pacific  
Kathie Luedeke, UC Santa Barbara  
Julie Maginot, Pacific  
Cindy Rohrig, UC Irvine  
Jan Saunders, Pacific  
Kelly Strand, Cal Poly

## Second Team

Dede Bodner, Cal Poly  
Ellen Bugalski, Cal Poly  
Robin Burns, Pacific  
Sheila Nicks, UNLV  
Gina DeQuattro, UC Santa Barbara  
Carol Tschaser, Cal Poly

1985

## First Team

Tita Ahuna, Hawai'i  
Dede Bodnar, Cal Poly  
Ellen Bugalski, Cal Poly  
Kathie Luedeke, UC Santa Barbara  
Julie Maginot, Pacific  
Elaina Oden, Pacific

## Second Team

Suzanne Eagye, Hawai'i  
Charlotte Mitchel, UC Santa Barbara  
Cindy Rohing, UC Irvine  
Liane Sato, San Diego State  
Carol Tschaser, Cal Poly  
Connie Watson, Long Beach State

## Honorable Mention

Jackie Bougie, Cal State Fullerton  
Theresa Boyle, Pacific  
Sheila Nicks, UNLV  
Debbie Teso, UNLV

1986

## First Team

Suzanne Eagye, Hawai'i  
Lisa Ice, San Jose State  
Teri McGrath, Pacific  
Charlotte Mitchel, UC Santa Barbara  
Kris Morton, San Diego State  
Elaina Oden, Pacific

## Second Team

Tita Ahuna, Hawai'i  
Tara Cross, Long Beach State  
Barbara Higgins, San Jose State  
Mary Miller, Pacific  
Liz Towne, UC Santa Barbara  
Carol Tschaser, Cal Poly

## Honorable Mention

Diana Jessie, Hawai'i  
Liane Sato, San Diego State

1987

## First Team

Judy Bellomo, UC Santa Barbara  
Tara Cross, Long Beach State  
Suzanne Eagye, Hawai'i  
Liz Hert, Pacific  
Barbara Higgins, San Jose State  
Angelica Jackson, San Diego State  
Teri McGrath, Pacific  
Tee Williams, Hawai'i

## Second Team

Tita Ahuna, Hawai'i  
Claudia Hemmersbach, Cal Poly  
Brooke Herrington, Pacific  
Diana Jessie, Hawai'i  
Yami Menendez, UC Santa Barbara  
Mary Miller, Pacific

## Honorable Mention

Martina Cincerova, Hawai'i  
Susan Herman, Cal State Fullerton  
Jackie Mendez, San Diego State  
Kris Roberts, UC Irvine  
Lynette Wilke, Fresno State

1988

## First Team

Martina Cincerova, Hawai'i  
Tara Cross, Long Beach State  
Kim Hicks, San Jose State  
Jackie Mendez, San Diego State  
Kris Roberts, UC Irvine  
Tee Williams, Hawai'i

## Second Team

Michelle Hansen, Cal Poly  
Sheri Sanders, Long Beach State  
Cathey Scotlan, Pacific  
Traci Sliester, Fresno State  
Liz Towne, UC Santa Barbara  
Anna Vorwerk, Hawai'i

## Honorable Mention

Amy Erben, San Diego State  
Susan Herman, Cal State Fullerton  
Brooke Herrington, Pacific  
Karrie Trieschman, Hawai'i  
Marcy Whistler, Long Beach State  
Lynette Wilke, Fresno State

1989

## First Team

Tara Cross, Long Beach State  
Michelle Hansen, Cal Poly  
Elaina Oden, Pacific  
Sheri Sanders, Long Beach State  
Cathey Scotlan, Pacific  
Karrie Trieschman, Hawai'i  
Tee Williams-Sanders, Hawai'i

## Second Team

Cheri Boyer, Hawai'i  
Amy Erben, San Diego State  
Kris Fifer, Pacific  
Malin Fransson, Hawai'i  
Maria Reyes, UC Santa Barbara  
Dawnis Wilson, San Jose State  
Ali Wood, UC Irvine

## Honorable Mention

Susan Herman, Cal State Fullerton  
Anju Knutsen, Cal Poly  
Lesli Lopes, Fresno State  
Trisonya Thompson, Long Beach State  
Antoinette White, Long Beach State

1990

## First Team

Cheri Boyer, Hawai'i  
Kris Fifer, Pacific  
Maria Reyes, UC Santa Barbara  
Cathey Scotlan, Pacific  
Karrie Trieschman, Hawai'i  
Antoinette White, Long Beach State  
Dawnis Wilson, San Jose State

## Second Team

Melanie Beckenhauer, Pacific  
Merita Berntsen, UC Santa Barbara  
Malin Fransson, Hawai'i  
Becky Howlett, Cal State Fullerton  
Toni Nishida, Hawai'i  
Kristie Ryan, UC Santa Barbara

## Honorable Mention

Kim Collins, UC Irvine  
Katy Eldridge, Pacific  
Andrea Radmilovich, Fresno State  
Christine Romero, Long Beach State  
Jonna Steffens, New Mexico State  
Betsy Welsh, San Jose State

1991

## First Team

Melanie Beckenhauer, Pacific  
Sabrina Hernandez, Long Beach State  
Sharon Kasser, Pacific  
Paola Paz Soldan, Fresno State  
Danielle Scott, Long Beach State  
Antoinette White, Long Beach State  
Kee Williams, Hawai'i

## Second Team

Cheri Boyer, Hawai'i  
Malin Fransson, Hawai'i  
Becky Howlett, Cal State Fullerton  
Kenyatta Lovelace, Hawai'i  
Alicia Mills, Long Beach State  
Kristie Ryan, UC Santa Barbara

## Honorable Mention

Katy Eldridge, Pacific  
Ana Elisa Franca, UC Santa Barbara  
Susie Regul, Fresno State  
Heather Schoeny, Pacific  
Stephanie Scofield, Cal State Fullerton  
Dawnis Wilson, San Jose State

1992

## First Team

Nichelle Burton, Long Beach State  
Sarah Chase, Hawai'i  
Katy Eldridge, Pacific  
Sabrina Hernandez, Long Beach State  
Charlotte Johansson, Pacific  
Kenyatta Lovelace, Hawai'i  
Alicia Mills, Long Beach State  
Julie Pitois, UC Santa Barbara  
Christine Romero, Long Beach State  
Kristie Ryan, UC Santa Barbara  
Danielle Scott, Long Beach State  
Vikki Simonis, Pacific  
Jonna Steffens, New Mexico State

## Second Team

Kari Anderson, Hawai'i  
Lisa Barbieri, Pacific  
Chrissy Boehle, UC Santa Barbara  
Popi Edwards, UC Irvine  
Ana Elisa Franca, UC Santa Barbara  
Erin Ginney, San Jose State  
Lisa Johns, Pacific  
Kim Keys, UC Santa Barbara  
Kelly Martin, Nevada  
Lisa Parbst, Cal State Fullerton  
Cristin Rossman, San Jose State  
Patty Zubiate, New Mexico State

1993

## First Team

Chrissy Boehle, UC Santa Barbara  
Dominique Benton-Bozman, Pacific  
Nichelle Burton, Long Beach State  
Heather Collins, UC Santa Barbara  
Popi Edwards, UC Irvine  
Ana Elisa Franca, UC Santa Barbara  
Charlotte Johansson, Pacific  
Crista Koch, San Jose State  
Angelica Ljungquist, Hawai'i  
Joy McKenzie, Long Beach State  
Danielle Scott, Long Beach State  
Jennifer White, Nevada  
Kee Williams, Hawai'i

# ALL-BIG WEST TEAMS

## Second Team

Kristal Attwood, Hawai'i  
Sarah Chase, Hawai'i  
Traci Dahl, Long Beach State  
Tanya Hart, San Jose State  
Kim Keys, UC Santa Barbara  
Lisa Johns, Pacific  
Kelly Martin, Nevada  
Marie Motil, Utah State  
Lora Pate, New Mexico State  
Brita Schwerm, Long Beach State  
Krissee Sether, Long Beach State  
Natasha Soltysik, Pacific

1994

## First Team

Dominique Benton-Bozman, Pacific  
Chrissy Boehle, UC Santa Barbara  
Nichelle Burton, Long Beach State  
Sarah Chase, Hawai'i  
Heather Collins, UC Santa Barbara  
Traci Dahl, Long Beach State  
Popi Edwards, UC Irvine  
Charlotte Johansson, Pacific  
Kim Keys, UC Santa Barbara  
Angelica Ljungquist, Hawai'i  
Brita Schwerm, Long Beach State  
Paola Paz-Soldan, San Jose State  
Kee Williams, Hawai'i

## Second Team

Robyn Ah Mow, Hawai'i  
Brandi Brooks, Hawai'i  
Sacha Caldemeyer, Pacific  
Tanya Hart, Pacific  
Addie Hauschild, Pacific  
Kelly Martin, Nevada  
Stacy Mitchell, UC Irvine  
Tiffany Neumeier, Nevada  
Cristin Rossman, San Jose State  
Maria Roth, New Mexico State  
Tammy Stiner, UC Santa Barbara  
Patty Zubiata, New Mexico State

1995

## First Team

Robyn Ah Mow, Hawai'i  
Dominique Benton-Bozman, Pacific  
Therese Crawford, Hawai'i  
Rebecca Downey, Pacific  
Popi Edwards, UC Irvine  
Jen Kaylor, UC Santa Barbara  
Kim Keys, UC Santa Barbara  
Angelica Ljungquist, Hawai'i  
Misty May, Long Beach State  
Paola Paz-Soldan, San Jose State  
Maria Roth, New Mexico State  
Brita Schwerm, Long Beach State  
Tammy Stiner, UC Santa Barbara

## Second Team

Jessica Alvarado, Long Beach State  
Heather Bassett, Cal State Fullerton  
Melizza Benitez, San Jose State  
Sacha Caldemeyer, Pacific  
April Colgrove, Nevada  
Nique Crump, Long Beach State  
Addie Hauschild, Pacific  
Christine Jinbo, New Mexico State  
Tiffany Neumeier, Nevada  
Joselyn Robins, Hawai'i  
Jenny Wilton, Hawai'i  
Patty Zubiata, New Mexico State

1996

## First Team

Jessica Alvarado, Long Beach State  
Heather Bassett, Cal State Fullerton  
Sacha Caldemeyer, Pacific  
Katie Crawford, UC Santa Barbara  
Nique Crump, Long Beach State  
Roberta Gehlke, UC Santa Barbara  
Addie Hauschild, Pacific  
Lynne Hyland, Idaho  
Misty May, Long Beach State  
Jessica Moore, Idaho  
Tiffany Neumeier, Nevada  
Jenn Snyder, Long Beach State  
Elsa Stegemann, Pacific

## Second Team

Tracy Chambers, Pacific  
Kari DeSoto, Cal Poly  
Benishe Dillard, Long Beach State  
LaKeta Graham, North Texas  
Jamie Hill, UC Irvine  
Michelle Jones, Long Beach State  
Louisa Kawulok, Idaho  
Jaime Keith, Nevada  
Brandy Mamizuka, Boise State  
Erin McCown, UC Santa Barbara  
Jennica Smith, Pacific  
Liina Veidemann, Pacific

1997

## First Team

Heather Bown, UC Santa Barbara  
Katie Crawford, UC Santa Barbara  
Nique Crump, Long Beach State  
Kari DeSoto, Cal Poly  
Benishe Dillard, Long Beach State  
Roberta Gehlke, UC Santa Barbara  
Tanja Hart, UC Santa Barbara  
Addie Hauschild, Pacific  
Misty May, Long Beach State  
Denae Mohlman, Utah State  
Tiffany Neumeier, Nevada  
Jennica Smith, Pacific  
Jenn Snyder, Long Beach State

## Second Team

Jessica Alvarado, Long Beach State  
Larissa Carter, UC Irvine  
Tracy Chambers, Pacific  
Anja Grabovac, Long Beach State  
Melanie Hathaway, Cal Poly  
Carolyn Kittell, Cal State Fullerton  
Louella Lipana, Cal Poly  
Brandy Mamizuka, Boise State  
Jessica Moore, Idaho  
Danielle Shinn, Pacific  
LaCretia Smith, Cal State Fullerton  
Veronica Walls, Long Beach State

1998

## First Team

Brandy Barratt, Long Beach State  
Tracy Chambers, Pacific  
Charlene Conley, UC Santa Barbara  
Kari DeSoto, Cal Poly  
Benishe Dillard, Long Beach State  
Roberta Gehlke, UC Santa Barbara  
Anja Grabovac, Long Beach State  
Brandy Mamizuka, Boise State  
Misty May, Long Beach State  
Brooke Rundle, UC Santa Barbara  
Jennica Smith, Pacific  
Elsa Stegemann, Pacific  
Veronica Walls, Long Beach State

## Second Team

Jessica Alvarado, Long Beach State  
Elena Berman, Nevada  
Sara Bronson, Pacific  
Beth Craig, Idaho  
Katie Crawford, UC Santa Barbara  
Tanja Dimitrijevic, Pacific  
Anika Donaldson, New Mexico State  
Melanie Hathaway, Cal Poly  
Becky Meek, Boise State  
Jessica Moore, Idaho  
Suzanne Stonebarger, Nevada  
Alanna Whitnack, Nevada

1999

## First Team

Tracy Chambers, Pacific  
Kari DeSoto, Cal Poly  
Roberta Gehlke, UC Santa Barbara  
Anja Grabovac, Long Beach State  
Tayyiba Haneef, Long Beach State  
Melanie Hathaway, Cal Poly  
Denae Mohlman, Utah State  
Brooke Rundle, UC Santa Barbara  
Jennica Smith, Pacific  
Elsa Stegemann, Pacific  
Veronica Walls, Long Beach State  
Cheryl Weaver, Long Beach State  
Jutta Weissenborn, UC Santa Barbara

## Second Team

Brandy Barratt, Long Beach State  
Charlene Conley, UC Santa Barbara  
Amy Crosbie, Utah State  
Tanya Dimitrijevic, Pacific  
Anika Donaldson, New Mexico State  
Kellie LaBossiere, Nevada  
Shalynne Lynch, Idaho  
Becky Meek, Boise State  
Brooke Niles, UC Santa Barbara  
Keri Nishimoto, Long Beach State  
Carly O'Halloran, Cal Poly  
Danielle Shinn, Pacific

2000

## First Team

Danielle Bauer, UC Santa Barbara  
Amy Crosbie, Utah State  
Kara Gormsen, Pacific  
Jamie Hamm, Pacific  
Tayyiba Haneef, Long Beach State  
Melanie Hathaway, Cal Poly  
Jennifer Joines, Pacific  
Simone Kuhn, UC Santa Barbara  
Denae Mohlman, Utah State  
Brooke Rundle, UC Santa Barbara  
Melissa Schoepf, Utah State  
Danielle Shinn, Pacific  
Cheryl Weaver, Long Beach State

## Second Team

Tara Brinkerhoff, Boise State  
Elaine Goeders, Pacific  
Brittany Hochevar, Long Beach State  
Jenny Kniss, Idaho  
Worthy Lien, Cal Poly  
Chanda McLeod, UC Irvine  
Erica Menzel, UC Santa Barbara  
Courtney Miller, Pacific  
Chelsi Neves, Utah State  
Carly O'Halloran, Cal Poly  
Megan Sabo, Cal State Fullerton  
Elisha Thomas, Long Beach State

2009 BIG WEST VOLLEYBALL

# ALL-BIG WEST TEAMS

2001

## First Team

Danielle Bauer, UC Santa Barbara  
Katie Crawford, Cal State Fullerton  
Jamie Hamm, Pacific  
Tayyiba Haneef, Long Beach State  
Megan Hauschild, Pacific  
Brittany Hochevar, Long Beach State  
Jennifer Joines, Pacific  
Brie Lampe, UC Santa Barbara  
Worthy Lien, Cal Poly  
Michelle Matheson, Utah State  
Chanda McLeod, UC Irvine  
Chelsi Neves, Utah State  
Keri Nishimoto, Long Beach State  
Laura Walter, Cal State Northridge  
Cheryl Weaver, Long Beach State

## Honorable Mention

Lisa Borom, Utah State  
Erin Cartwright, Utah State  
Elaine Goeders, Pacific  
Erica Menzel, UC Santa Barbara  
Brooke Niles, UC Santa Barbara  
Carly O'Halloran, Cal Poly  
Heather Olmstead, Utah State  
Elisha Thomas, Long Beach State

2002

## First Team

Danielle Bauer, UC Santa Barbara  
Erin Cartwright, Utah State  
Courtney Guerra, UC Santa Barbara  
Anna-Marie Hammond, Idaho  
Brittany Hochevar, Long Beach State  
Jennifer Joines, Pacific  
Rebecca Larsen, UC Irvine  
Worthy Lien, Cal Poly  
Chanda McLeod, UC Irvine  
Jennifer McNeese, Cal State Northridge  
Erica Menzel, UC Santa Barbara  
Brooke Niles, UC Santa Barbara  
Carly O'Halloran, Cal Poly  
Elisha Thomas, Long Beach State  
Kelly Wing, UC Irvine

## Honorable Mention

Erika Chidester, Long Beach State  
Kessie Doering, Long Beach State  
Lauren Goins, Cal State Fullerton  
Megan Hauschild, Pacific  
Kim Levey, Cal State Fullerton  
Kristen O'Halloran, Cal Poly  
Joanna Rentz, Pacific

2003

## First Team

Megan Blackshire, UC Santa Barbara  
Erin Cartwright-Davis, Utah State  
Sami Cash, UC Irvine  
Zuzana Cernianská, Utah State  
Erika Chidester, Long Beach State  
Molly Duncan, Cal Poly  
Jennifer Fopma, Cal State Northridge  
Ashlie Hain, UC Irvine  
Anna-Marie Hammond, Idaho  
Liz Hudson, Long Beach State  
Jennifer Joines, Pacific  
Sarah Meek, Idaho  
Erica Menzel, UC Santa Barbara  
Kristin Nelson, UC Santa Barbara  
Kelly Wing, UC Irvine

## Honorable Mention

Hayley Anderson, Pacific  
Mandy Becker, Idaho  
Vanessa Gilliam, Cal Poly  
Lauren Goins, Cal State Fullerton

Dana Kurzbard, UC Irvine  
Jillian Mazzarella, Long Beach State  
Nadine Nickel, Cal State Northridge  
Rosanna Parizek, UC Riverside  
Jennifer Ryan, Cal State Northridge

2004

## First Team

Hayley Anderson, Pacific  
Megan Blackshire, UC Santa Barbara  
Sidney Bennett, Pacific  
Sami Cash, UC Irvine  
Zuzana Cernianska, Utah State  
Alexis Crimes, Long Beach State  
Jamie DeKiewiet, UC Riverside  
Ashley Groothuis, Pacific  
Jillian Mazzarella, Long Beach State  
Sarah Meek, Idaho  
Kristin Nelson, UC Santa Barbara  
Jen Ryan, Cal State Northridge  
Janine Sandell, UC Santa Barbara  
Katy Tikker, Idaho  
Olivia Waldowski, UC Santa Barbara  
Kelly Wing, UC Irvine

## Honorable Mention

Tiffany Dolven, Cal State Fullerton  
Ashlie Hain, UC Irvine  
Lauren Goins, Cal State Fullerton  
Heather Laudato, Long Beach State  
Robin Miramontes, Long Beach State  
Nadine Nickel, Cal State Northridge  
Amanda Vasquez, UC Irvine

2005

## First Team

Kylie Atherstone, Cal Poly  
Sidney Bennett, Pacific  
Megan Blackshire, UC Santa Barbara  
Erika Chidester, Long Beach State  
Alexis Crimes, Long Beach State  
Ali Daley, Long Beach State  
Jamie DeKiewiet, UC Riverside  
Vanessa Gilliam, Cal Poly  
Ashley Groothuis, Pacific  
Chelsea Hayes, Cal Poly  
Heather Laudato, Long Beach State  
Whitney Pavlik, UC Irvine  
Brett Quirarte, UC Santa Barbara  
Janine Sandell, UC Santa Barbara  
Kara Uhl, Pacific  
Amanda Vazquez, UC Irvine  
Vanessa Vella, Cal State Fullerton

## Honorable Mention

Valerie Bueno, UC Riverside  
Mariko Crum, Long Beach State  
Emily Hendrickson, UC Santa Barbara  
Jaclyn Houston, Cal Poly  
Allison Ianni, Pacific  
Kristin Jackson, Cal Poly  
Olivia Waldowski, UC Santa Barbara

2006

## First Team

Kylie Atherstone, Cal Poly  
Harmony Burdine, Cal State Northridge  
Alexis Crimes, Long Beach State  
Darla Donaldson, Cal State Northridge  
Jamie Garbisch, UC Santa Barbara  
Mischa Hasalikova, Long Beach State  
Chelsea Hayes, Cal Poly  
Emily Hendrickson, UC Santa Barbara  
Johanna Hilbers, Pacific  
Jaclyn Houston, Cal Poly  
Kristin Jackson, Cal Poly  
Lauren Kellerman, UC Irvine  
Candace Milton, Cal Poly

Brittany Moore, Cal State Fullerton  
Brett Quirarte, UC Santa Barbara  
Nicole Vargas, Long Beach State  
Olivia Waldowski, UC Santa Barbara

## Honorable Mention

Alexa Anderson, Pacific  
Mariko Crum, Long Beach State  
Ashley Halperin, UC Riverside  
Kelley Hanson, Cal State Northridge  
Kristin Kelley, UC Irvine  
Julie Magud, Pacific  
Amanda Pfelschiefter, Cal State Fullerton  
Vanessa Vella, Cal State Fullerton

2007

## First Team

Alexa Anderson, Pacific  
Kylie Atherstone, Cal Poly  
Alexis Crimes, Long Beach State  
Michaela Hasalikova, Long Beach State  
Chelsea Hayes, Cal Poly  
Johanna Hilbers, Pacific  
Jaclyn Houston, Cal Poly  
Kristin Jackson, Cal Poly  
Lauren Kellerman, UC Irvine  
Lauren McLaughlin, UC Santa Barbara  
Angie Mitchell, UC Riverside  
Brittany Moore, Cal State Fullerton  
Kari Pestolesi, UC Irvine  
Brett Quirarte, UC Santa Barbara  
Quincy Verdin, Long Beach State  
Ali Waller, Cal Poly

## Honorable Mention

Svenja Engelhardt, Pacific  
Angela Hupp, Cal State Northridge  
Kristin Kelley, UC Irvine  
Val Kepler, Cal State Northridge  
Julie Magud, Pacific  
Meagan MimMack, Pacific  
Taryn Robertson, UC Irvine  
Avreet Singh, UC Davis  
Devon Sutherland, UC Irvine  
Nicole Vargas, Long Beach State  
Talaya Whitfield, Long Beach State  
Alex Wolnisty, Cal State Fullerton

2008

## First Team

Kylie Atherstone, Cal Poly  
Cami Croteau, Cal State Fullerton  
Mallori Gibson, Pacific  
Brittney Herzog, Long Beach State  
Jaclyn Houston, Cal Poly  
Angela Hupp, Cal State Northridge  
Renee Ibekwe, UC Davis  
Lauren Kellerman, UC Irvine  
Caitlin Ledoux, Long Beach State  
Lauren McLaughlin, UC Santa Barbara  
Brittany Moore, Cal State Fullerton  
Dominique Olowolafe, Cal Poly  
Kari Pestolesi, UC Irvine  
Nicole Vargas, Long Beach State  
Quincy Verdin, Long Beach State  
Naomi Washington, Long Beach State

## Honorable Mention

Alexa Anderson, Pacific  
Svenja Engelhardt, Pacific  
Erin Saddler, Cal State Fullerton  
Leigh Stephenson, UC Santa Barbara  
Devon Sutherland, UC Irvine  
Natalia Tomaszewska, Pacific  
Ali Waller, Cal Poly

# ALL-FRESHMAN TEAMS

## 1986

Tara Cross, Long Beach State  
Amy Erben, San Diego State  
Michelle Hansen, Cal Poly  
Susan Herman, Cal State Fullerton  
Carolyn Janisch, UC Irvine  
Mary Robins, Hawai'i  
Sheri Sanders, Long Beach State

## 1987

Karen Anderson, Cal Poly  
Krissy Fifer, Pacific  
Jennifer Kellogg, Long Beach State  
Christy Lee, UC Santa Barbara  
Angela Martin, San Diego State  
\*Cathey Scotlan, Pacific  
Karrie Trieschman, Hawai'i

## 1988

Melanie Beckenhauer, Pacific  
Kim Kaaia, Cal Poly  
Carolyn Kaspar, San Diego State  
Cyndi Rhone, Cal State Fullerton  
\*Carolyn Taetafa, Hawai'i  
Dawnis Wilson, San Jose State

## 1989

Katy Eldridge, Pacific  
\*Anja Knutsen, Cal Poly  
Jennifer Miller, San Diego State  
Lael Perstrom, Cal Poly  
Christine Romero, Long Beach State  
Kristie Ryan, UC Santa Barbara  
Tina Van Loon, UC Santa Barbara

## 1990

\*Becky Howlett, Cal State Fullerton  
Lauri Jones, Long Beach State  
Kenyatta Lovelace, Hawai'i  
Holly Racine, UC Santa Barbara  
Danielle Scott, Long Beach State  
Ann Shaughnessy, San Jose State

## 1991

Heather Collins, UC Santa Barbara  
Charlotte Johansson, Pacific  
\*Paola Paz Soldan, Fresno State  
Stacey Stanek, Cal State Fullerton  
Jenny Strelzoff, Fresno State  
Jenny Wilton, Hawai'i

## 1992

Karen Andrews, New Mexico State  
\*Sarah Chase, Hawai'i  
Popi Edwards, UC Irvine  
\*Kim Keys, UC Santa Barbara  
Crista Koch, San Jose State  
Lisa Parbs, Cal State Fullerton  
Brita Schwerm, Long Beach State

## 1993

Robyn Ah Mow, Hawai'i  
Sacha Caldemeyer, Pacific  
Jill Haas, UC Santa Barbara  
Christine Jinbo, New Mexico State  
\*Angelica Ljungquist, Hawai'i  
Brandy Smerko, UC Irvine

## 1994

Stephanie Cargill, Cal State Fullerton  
Therese Crawford, Hawai'i  
Nique Crump, Long Beach State  
Meredith Fletcher, UC Irvine  
Kristin Harris, Long Beach State  
\*Addie Hauschild, Pacific

Tiffany Neumeier, Nevada  
Amy Pimentel, UC Irvine  
Jennifer Stroffe, UC Santa Barbara

## 1995

Jessica Alvarado, Long Beach State  
Katie Crawford, UC Santa Barbara  
Kristy Kierulff, Long Beach State  
\*Misty May, Long Beach State  
Erin McCown, UC Santa Barbara  
Anastasia Paveloff, UC Irvine  
Elsa Stegemann, Pacific  
Angie Sylvas, San Jose State  
Rocki Titen, Cal State Fullerton

## 1996

Heather Bown, UC Santa Barbara  
Tracy Chambers, Pacific  
Kari DeSoto, Cal Poly  
\*Roberta Gehlke, UC Santa Barbara  
Jamie Hill, UC Irvine  
Becky Meek, Boise State  
Crystal Moore, New Mexico State  
Jennica Smith, Pacific  
Paige Spaulding, Nevada

## 1997

Larissa Carter, UC Irvine  
Amy Goulding, Utah State  
Melanie Hathaway, Cal Poly  
Carolyn Kittell, Cal State Fullerton  
\*Denae Mohlman, Utah State  
Alli Nieman, Idaho  
Katy Shepard, Boise State  
Danielle Shinn, Pacific  
Ashley Williams, Nevada

## 1998

Alisa Geddes, Cal State Fullerton  
Tayyiba Haneef, Long Beach State  
Heather Kniss, Idaho  
Kellie LaBossiere, Nevada  
Jenny Neville, Idaho  
\*Brooke Rundle, UC Santa Barbara  
Suzanne Stonebarger, Nevada  
Kristin Webster, New Mexico State  
Michelle Wong, UC Irvine

## 1999

Erin Benesh, Cal Poly  
Brittany Hochevar, Long Beach State  
Worthy Lien, Cal Poly  
Michelle More, Nevada  
\*Brooke Niles, UC Santa Barbara  
Carly O'Halloran, Cal Poly  
Kristen O'Halloran, Cal Poly  
Jamie Pilbeam, UC Irvine  
Chera Sommer, Boise State

## 2000

Roxanne Barlow, Cal State Fullerton  
Molly Duncan, Cal Poly  
Anna-Marie Hammond, Idaho  
Jacqueline Heler, Boise State  
\*Jennifer Joines, Pacific  
Simone Kuhn, UC Santa Barbara  
Erica Menzel, UC Santa Barbara  
Misty Swails, Pacific  
Brenda Waterman, UC Irvine

## 2001

Shannon Burmaster, UC Riverside  
Niki Carroll, UC Santa Barbara  
\*Jessica Diepersloot, Cal Poly

Brooke Haeberle, Idaho  
Laura McCaffrey, Idaho  
Nadine Nickel, Cal State Northridge  
Kelly Wing, UC Irvine

## 2002

\*Megan Blackshire, UC Santa Barbara  
Meghan Brown, Idaho  
\*Zuzana Cernianská, Utah State  
Jamie DeKiewiet, UC Riverside  
Ashley Groothuis, Pacific  
Lindsey Martin, Cal Poly  
Jessica Yearout, Idaho

## 2003

Beth Hodge, Utah State  
Robin Miramontes, Long Beach State  
Stevie Mussie, Pacific  
Mari Ruddick, Utah State  
Janine Sandell, UC Santa Barbara  
Natalie Uhart, Long Beach State  
\*Olivia Waldowski, UC Santa Barbara

## 2004

\*Alexis Crimes, Long Beach State  
Ashley Dutro, UC Santa Barbara  
Carolyn Forbush, Utah State  
Kristin Jackson, Cal Poly  
Bethany Johansen, UC Santa Barbara  
Amanda Orgill, Utah State  
Kelly Zabielski, Cal State Northridge

## 2005

Kylie Atherstone, Cal Poly  
Harmony Burdine, Cal State Northridge  
\*Ali Daley, Long Beach State  
Jaclyn Houston, Cal Poly  
Lauren Kellerman, UC Irvine  
Lauren McLaughlin, UC Santa Barbara  
Brittany Moore, Cal State Fullerton

## 2006

Stephanie Brandt, UC Santa Barbara  
Deven Bukoski, Cal State Fullerton  
\*Angela Hupp, Cal State Northridge  
McCall Miller, UC Irvine  
Meagan MimMack, Pacific  
Taryn Robertson, UC Irvine  
Rebecca Saraceno, UC Santa Barbara

## 2007

Svenja Engelhardt, Pacific  
Ashley Lee, Long Beach State  
Dominique Olowolafe, Cal Poly  
\*Kari Pestolesi, UC Irvine  
Erin Saddler, Cal State Fullerton  
Dana Vargas, UC Santa Barbara  
Brittany Williams, Cal State Northridge

## 2008

Jennifer Edmond, Cal State Fullerton  
Alexandra Hauser, UC Irvine  
\*Caitlin Ledoux, Long Beach State  
Lily Lopez, UC Santa Barbara  
Sam Orlandini, Cal State Northridge  
Keala Peterson, UC Davis  
Andrea Ragan, Cal State Fullerton

*\*Big West Freshman of the Year*

2009 BIG WEST VOLLEYBALL

## CONFERENCE HONORS

### REPEAT ALL-BIG WEST FIRST TEAM SELECTIONS

#### Four-Time Selections

| Player, School                   | Years   |
|----------------------------------|---------|
| Misty May, Long Beach State      | 1995-98 |
| Roberta Gehlke, UC Santa Barbara | 1996-99 |
| Jennifer Joines, Pacific         | 2000-03 |
| Alexis Crimes, Long Beach State  | 2004-07 |
| Kylie Atherstone, Cal Poly       | 2005-08 |

#### Three-Time Selections

| Player, School                      | Years         |
|-------------------------------------|---------------|
| Elaina Oden, Pacific                | 1985-86, 1989 |
| Tara Cross, Long Beach State        | 1987-89       |
| Tee Williams-Sanders, Hawai'i       | 1987-89       |
| Danielle Scott, Long Beach State    | 1991-93       |
| Nichelle Burton, Long Beach State   | 1992-94       |
| Charlotte Johansson, Pacific        | 1992-94       |
| Kee Williams, Hawai'i               | 1991, 1993-94 |
| Angelica Ljungquist, Hawai'i        | 1993-95       |
| Popi Edwards, UC Irvine             | 1993-95       |
| Dominique Benton-Bozman, Pacific    | 1993-95       |
| Elsa Stegemann, Pacific             | 1996, 1998-99 |
| Kari DeSoto, Cal Poly               | 1997-99       |
| Jennica Smith, Pacific              | 1997-99       |
| Denae Mohlman, Utah State           | 1997, 1999-00 |
| Brooke Rundle, UC Santa Barbara     | 1998-00       |
| Tayyiba Haneef, Long Beach State    | 1999-01       |
| Cheryl Weaver, Long Beach State     | 1999-01       |
| Danielle Bauer, UC Santa Barbara    | 2000-02       |
| Kelly Wing, UC Irvine               | 2002-04       |
| Megan Blackshire, UC Santa Barbara  | 2003-05       |
| Chelsea Hayes, Cal Poly             | 2005-07       |
| Brett Quirarte, UC Santa Barbara    | 2005-07       |
| Jaclyn Houston, Cal Poly            | 2006-08       |
| Lauren Kellerman, UC Irvine         | 2006-08       |
| Brittany Moore, Cal State Fullerton | 2006-08       |

#### Two-Time Selections

| Player, School                      | Years      |
|-------------------------------------|------------|
| Kathie Luedeke, UC Santa Barbara    | 1984-85    |
| Julie Maginot, Pacific              | 1984-85    |
| Suzanne Eagye, Hawai'i              | 1986-87    |
| Teri McGrath, Pacific               | 1986-87    |
| Cathey Scotlan, Pacific             | 1989-90    |
| Karrie Trieschman, Hawai'i          | 1989-90    |
| Antoinette White, Long Beach State  | 1990-91    |
| Sabrina Hernandez, Long Beach State | 1991-92    |
| Chrissy Boehle, UC Santa Barbara    | 1993-94    |
| Heather Collins, UC Santa Barbara   | 1993-94    |
| Brita Schwerm, Long Beach State     | 1994-95    |
| Kim Keys, UC Santa Barbara          | 1994-95    |
| Paola Paz-Soldan, San Jose State    | 1994-95    |
| Katie Crawford, UC Santa Barbara    | 1996-97    |
| Nique Crump, Long Beach State       | 1996-97    |
| Addie Hauschild, Pacific            | 1996-97    |
| Tiffany Neumeier, Nevada            | 1996-97    |
| Jenn Snyder, Long Beach State       | 1996-97    |
| Benishe Dillard, Long Beach State   | 1997-98    |
| Tracy Chambers, Pacific             | 1998-99    |
| Anja Grabovac, Long Beach State     | 1998-99    |
| Veronica Walls, Long Beach State    | 1998-99    |
| Melanie Hathaway, Cal Poly          | 1999-00    |
| Keri Nishimoto, Long Beach State    | 1999, 2001 |
| Jamie Hamm, Pacific                 | 2000-01    |
| Brittany Hochevar, Long Beach State | 2001-02    |
| Worthy Lien, Cal Poly               | 2001-02    |
| Chanda McLeod, UC Irvine            | 2001-02    |
| Erin Cartwright-Davis, Utah State   | 2002-03    |
| Anna-Marie Hammond, Idaho           | 2002-03    |
| Erica Menzel, UC Santa Barbara      | 2002-03    |
| Zuzana Cernianska, Utah State       | 2003-04    |
| Sarah Meek, Idaho                   | 2003-04    |

|                                       |            |
|---------------------------------------|------------|
| Kristin Nelson, UC Santa Barbara      | 2003-04    |
| Sidney Bennett, Pacific               | 2004-05    |
| Erika Chidester, Long Beach State     | 2003, 2005 |
| Jamie DeKiewiet, UC Riverside         | 2004-05    |
| Ashley Groothuis, Pacific             | 2004-05    |
| Janine Sandell, UC Santa Barbara      | 2004-05    |
| Olivia Waldowski, UC Santa Barbara    | 2004, 2006 |
| Michaela Hasalikova, Long Beach State | 2006-07    |
| Johanna Hilbers, Pacific              | 2006-07    |
| Kristin Jackson, Cal Poly             | 2006-07    |
| Lauren McLaughlin, UC Santa Barbara   | 2007-08    |
| Kari Pestolesi, UC Irvine             | 2007-08    |
| Nicole Vargas, Long Beach State       | 2006, 08   |
| Quincy Verdin, Long Beach State       | 2007-08    |

### ALL-CONFERENCE PICKS BY SCHOOL

*(Ranked according to First Team Selection)*

| Current Members      | 1st | 2nd/HM |
|----------------------|-----|--------|
| Long Beach State     | 65  | 35     |
| Pacific              | 54  | 44     |
| UC Santa Barbara     | 54  | 24     |
| Cal Poly             | 28  | 21     |
| UC Irvine            | 17  | 15     |
| Cal State Fullerton  | 7   | 21     |
| Cal State Northridge | 7   | 6      |
| UC Riverside         | 3   | 2      |
| UC Davis             | 1   | 1      |

| Former Members   | 1st | 2nd/HM |
|------------------|-----|--------|
| Hawaii           | 21  | 22     |
| Utah State       | 11  | 5      |
| San Jose State   | 7   | 9      |
| Idaho            | 7   | 7      |
| San Diego State  | 3   | 5      |
| Nevada           | 2   | 11     |
| New Mexico State | 2   | 9      |
| Boise State      | 1   | 5      |
| Fresno State     | 0   | 5      |
| UNLV             | 0   | 3      |
| North Texas      | 0   | 1      |

### ALL-FRESHMAN BY SCHOOL

#### Current Members

|                      |    |
|----------------------|----|
| UC Santa Barbara     | 27 |
| Long Beach State     | 20 |
| Cal Poly             | 18 |
| Pacific              | 17 |
| UC Irvine            | 17 |
| Cal State Fullerton  | 15 |
| Cal State Northridge | 6  |
| UC Riverside         | 2  |
| UC Davis             | 1  |

#### Former Members

|                  |   |
|------------------|---|
| Hawaii           | 9 |
| Idaho            | 8 |
| Utah State       | 7 |
| Nevada           | 6 |
| New Mexico State | 4 |
| San Diego State  | 4 |
| San Jose State   | 4 |
| Boise State      | 4 |
| Fresno State     | 2 |

# CONFERENCE HONORS

## PLAYER OF THE YEAR

| Year | Player, School                      |
|------|-------------------------------------|
| 2008 | Brittany Moore, Cal State Fullerton |
| 2007 | Kylie Atherstone, Cal Poly          |
| 2006 | Kylie Atherstone, Cal Poly          |
|      | Alexis Crimes, Long Beach State     |
| 2005 | Janine Sandell, UC Santa Barbara    |
| 2004 | Kelly Wing, UC Irvine               |
| 2003 | Jennifer Joines, Pacific            |
| 2002 | Danielle Bauer, UC Santa Barbara    |
| 2001 | Cheryl Weaver, Long Beach State     |
| 2000 | Kara Gormsen, Pacific               |
|      | Cheryl Weaver, Long Beach State     |
| 1999 | Roberta Gehlke, UC Santa Barbara    |
|      | Elsa Stegemann, Pacific             |
| 1998 | Misty May, Long Beach State         |
| 1997 | Misty May, Long Beach State         |
| 1996 | Misty May, Long Beach State         |
| 1995 | Angelica Ljungquist, Hawai'i        |
| 1994 | Nichelle Burton, Long Beach State   |
| 1993 | Danielle Scott, Long Beach State    |
| 1992 | Danielle Scott, Long Beach State    |
| 1991 | Antoinette White, Long Beach State  |
| 1990 | Karrie Trieschman, Hawai'i          |
| 1989 | Tara Cross, Long Beach State        |
|      | Teee Williams-Sanders, Hawai'i      |
| 1988 | Teee Williams-Sanders, Hawai'i      |
|      | Tara Cross, Long Beach State        |
| 1987 | Suzanne Eagye, Hawai'i              |
| 1986 | Elaina Oden, Pacific                |
|      | Lisa Ice, San Jose State            |
| 1985 | Elaina Oden, Pacific                |
| 1984 | Eileen Dempster, Pacific            |

## FRESHMAN OF THE YEAR

| Year | Player, School                     |
|------|------------------------------------|
| 2008 | Caitlin Ledoux, Long Beach State   |
| 2007 | Kari Pestolesi, UC Irvine          |
| 2006 | Angela Hupp, Cal State Northridge  |
| 2005 | Ali Daley, Long Beach State        |
| 2004 | Alexis Crimes, Long Beach State    |
| 2003 | Olivia Waldowski, UC Santa Barbara |
| 2002 | Megan Blackshire, UC Santa Barbara |
|      | Zuzana Cernianská, Utah State      |
| 2001 | Jessica Diepersloot, Cal Poly      |
| 2000 | Jennifer Joines, Pacific           |
| 1999 | Brooke Niles, UC Santa Barbara     |
| 1998 | Brooke Rundle, UC Santa Barbara    |
| 1997 | Denae Mohlman, Utah State          |
| 1996 | Roberta Gehlke, UC Santa Barbara   |
| 1995 | Misty May, Long Beach State        |
| 1994 | Addie Hauschild, Pacific           |
| 1993 | Angelica Ljungquist, Hawai'i       |
| 1992 | Sarah Chase, Hawai'i               |
|      | Kim Keys, UC Santa Barbara         |
| 1991 | Paola Paz Soldan, Fresno State     |
| 1990 | Becky Howlett, Cal State Fullerton |
| 1989 | Anja Knutsen, Cal Poly             |
| 1988 | Carolyn Taeatafa, Hawai'i          |
| 1987 | Cathy Scotlan, Pacific             |

## COACH OF THE YEAR

| Year | Player, School                     |
|------|------------------------------------|
| 2008 | Charlie Brande, UC Irvine          |
| 2007 | Jon Stevenson, Cal Poly            |
| 2006 | Jon Stevenson, Cal Poly            |
| 2005 | Brian Gimmillaro, Long Beach State |
|      | Kathy Gregory, UC Santa Barbara    |
| 2004 | Kathy Gregory, UC Santa Barbara    |
| 2003 | Kathy Gregory, UC Santa Barbara    |
| 2002 | Kathy Gregory, UC Santa Barbara    |
| 2001 | Brian Gimmillaro, Long Beach State |
| 2000 | John Dunning, Pacific              |
| 1999 | John Dunning, Pacific              |
| 1998 | Brian Gimmillaro, Long Beach State |
| 1997 | Brian Gimmillaro, Long Beach State |
| 1996 | John Dunning, Pacific              |
| 1995 | Dave Shoji, Hawai'i                |
| 1994 | Brian Gimmillaro, Long Beach State |
| 1993 | Kathy Gregory, UC Santa Barbara    |
| 1992 | Brian Gimmillaro, Long Beach State |
| 1991 | Brian Gimmillaro, Long Beach State |
| 1990 | Kathy Gregory, UC Santa Barbara    |
| 1989 | Mike Wilton, Cal Poly              |
| 1988 | Dave Shoji, Hawai'i                |
| 1987 | Dave Shoji, Hawai'i                |
| 1986 | John Dunning, Pacific              |
| 1985 | Mike Wilton, Cal Poly              |
| 1984 | Taras Liskevych, Pacific           |

2009 BIG WEST VOLLEYBALL

# CONFERENCE HONORS

## 2008

- 9/1 Jaclyn Houston, CP
- Renee Ibekwe, UCD
- 9/8 Kylie Atherstone, CP
- 9/15 Erin Saddler, CSF
- 9/22 Kylie Atherstone, CP
- 9/29 Alexa Anderson, PAC
- 10/6 Brittany Moore, CSF
- 10/13 Caitlin Ledoux, LBSU
- 10/20 Lauren Kellerman, UCI
- 10/27 Quincy Verdin, LBSU
- 11/3 Mallori Gibson, PAC
- 11/10 Brittney Herzog, LBSU
- 11/17 Brittany Moore, CSF
- 11/24 Kari Pestolesi, UCI
- Brittany Williams, CSUN
- 12/1 Brittany Moore, CSF

## 2007

- 8/27 Lauren McLaughlin, UCSB
- 9/3 Kylie Atherstone, CP
- 9/10 Kylie Atherstone, CP
- 9/17 Alexis Crimes, LBSU
- 9/24 Kylie Atherstone, CP
- 10/1 Johanna Hilbers, PAC
- 10/8 Angie Mitchell, UCR
- Kari Pestolesi, UCI
- 10/15 Jaclyn Houston, CP
- Brittany Moore, CSF
- 10/22 Kylie Atherstone, CP
- 10/29 Kylie Atherstone, CP
- 11/5 Alexis Crimes, LBSU\*
- 11/12 Kylie Atherstone, CP
- 11/19 Ali Waller, CP
- 11/26 Kara Uhl, PAC

## 2006

- 8/28 Kylie Atherstone, CP
- 9/4 Brittany Moore, CSF
- 9/11 Alexis Crimes, LBSU
- 9/18 Jamie Garbisch, UCSB
- 9/25 Harmony Burdine, CSUN
- 10/2 Ali Waller, CP
- 10/9 Olivia Waldowski, UCSB
- 10/16 Alexis Crimes, LBSU
- 10/23 Kylie Atherstone, CP\*
- 10/30 Lauren Kellerman, UCI<sup>A</sup>
- 11/6 Breanna Trudeau, CSF
- 11/13 Jaclyn Houston, CP
- 11/20 Alexis Crimes, LBSU
- 11/27 Alexis Crimes, LBSU

## 2005

- 8/29 Amanda Vazquez, UCI
- 9/5 Vanessa Gilliam, CP
- 9/12 Kristin Jackson, CP
- 9/19 Kym Murphy, UCR
- 9/26 Ali Daley, LBSU
- 10/3 Janine Sandell, UCSB
- 10/10 Ashley Groothuis, PAC
- 10/17 Janine Sandell, UCSB
- 10/24 Sidney Bennett, PAC
- 10/31 Kylie Atherstone, CP
- Erika Chidester, LBSU
- 11/7 Ali Daley, LBSU
- 11/14 Janine Sandell, UCSB
- 11/21 Dyanne Lawlor, LBSU
- 11/28 Olivia Waldowski, UCSB

## 2004

- 9/9 Robin Miramontes, LBSU
- 9/13 Jamie DeKiewiet, UCR
- 9/20 Jen Ryan, CSUN
- 9/27 Sidney Bennett, PAC

- 10/4 Kelly Wing, UCI
- 10/11 Sarah Meek, UI
- 10/18 Sarah Meek, UI
- 10/25 Kelly Wing, UCI
- 11/1 Sami Cash, UCI
- Janine Sandell, UCSB
- 11/8 Lauren Goins, CSF
- 11/15 Kristin Nelson, UCSB\*
- 11/22 Jen Ryan, CSUN
- 11/29 Alexis Crimes, LBSU<sup>A</sup>

## 2003

- 9/1 Kelly Wing, UCI
- Zuzana Cermianska, USU
- 9/8 Kelly Wing, UCI
- 9/15 Jennifer Fopma, CSUN
- 9/22 Jennifer Joines, PAC
- 9/29 Jillian Mazzarella, LBSU\*
- 10/6 Jennifer Fopma, CSUN
- 10/13 Kelly Wing, UCI
- 10/20 Erin Cartwright-Davis, USU
- 10/27 Jennifer Fopma, CSUN
- 11/3 Mari Bell, UCSB
- 11/10 Anna-Marie Hammond, UI
- 11/17 Kelly Wing, UCI
- 11/24 Molly Duncan, CP
- Anna-Marie Hammond, UI
- 12/1 Jennifer Joines, PAC

## 2002

- 9/2 Brooke Niles, UCSB
- 9/9 Danielle Bauer, UCSB
- 9/16 Brittany Hochevar, LBSU
- 9/23 Erica Menzel, UCSB
- 9/30 Danielle Bauer, UCSB
- 10/7 Jennifer Joines, PAC\*
- 10/14 Brittany Hochevar, LBSU
- Erin Cartwright, USU
- 10/21 Anna-Marie Hammond, UI
- 10/28 Jennifer Joines, PAC
- 11/4 Erica Menzel, UCSB
- 11/11 Erin Cartwright, USU
- Rebecca Larsen, UCI
- 11/18 Jennifer Joines, PAC
- 11/25 Kelly Wing, UCI
- 12/2 Brittany Hochevar, LBSU

## 2001

- 9/3 Tayyiba Haneef, LBSU
- 9/10 Jennifer Joines, PAC
- 9/17 None selected
- 9/24 Cheryl Weaver, LBSU
- 10/1 Michelle Matheson, USU
- 10/8 Cheryl Weaver, LBSU
- 10/15 Shauni Fluckiger, USU
- 10/22 Cheryl Weaver, LBSU
- 10/29 Cheryl Weaver, LBSU
- 11/5 Tayyiba Haneef, LBSU
- 11/12 Jamie Hamm, PAC
- 11/19 Tayyiba Haneef, LBSU
- 11/26 Jamie Hamm, PAC
- Keri Nishimoto, LBSU\*

## 2000

- 9/4 Danielle Bauer, UCSB
- Kara Gormsen, PAC
- 9/11 Jamie Pilbeam, UCI
- 9/18 Amy Crosbie, USU\*
- 9/25 Erica Menzel, UCSB
- 10/2 Denae Mohlman, USU
- 10/9 Jennifer Joines, PAC
- 10/16 Simone Kuhn, UCSB
- Chelsi Neves, USU
- 10/23 Danielle Shinn, PAC
- 10/30 Melanie Hathaway, CP
- 11/6 Cheryl Weaver, LBSU
- 11/13 Courtney Miller, PAC
- 11/20 Jennifer Joines, PAC
- Keri Nishimoto, LBSU
- 11/27 Cheryl Weaver, LBSU

## 1999

- 9/6 Elsa Stegemann, PAC
- 9/13 Kari DeSoto, CP
- 9/20 Jamie Pilbeam, UCI
- 9/27 Elsa Stegemann, PAC
- 10/4 Roberta Gehlke, UCSB
- 10/11 Melanie Hathaway, CP
- Cheryl Weaver, LBSU
- 10/18 Elsa Stegemann, PAC
- 10/25 Kari DeSoto, CP
- 11/1 Jutta Weissenborn, UCSB
- 11/8 Jamie Hamm, PAC
- Keri Nishimoto, LBSU
- 11/15 Elsa Stegemann, PAC
- 11/29 Anja Grabovac, LBSU
- 9/7 Roberta Gehlke, UCSB

- 9/14 Jennica Smith, PAC
- 9/21 Benishe Dillard, LBSU
- 9/28 Brandy Mamizuka, BSU
- 10/5 Roberta Gehlke, UCSB
- 10/12 Misty May, LBSU
- 10/19 Benishe Dillard, LBSU
- 10/26 Becky Meek, LBSU
- 11/2 Tara Brinkerhoff, BSU
- 11/9 Elsa Stegemann, PAC
- 11/16 Benishe Dillard, LBSU
- Elsa Stegemann, PAC
- 11/30 Elsa Stegemann, PAC

## 1997

- 9/1 Carolyn Kittell, CSF
- 9/8 Elsa Stegemann, PAC
- 9/15 Tanja Hart, UCSB
- Misty May, LBSU
- 9/22 Misty May, LBSU
- 9/29 Jessica Moore, UI
- 10/6 Jodi Bethke, NMSU
- 10/13 Roberta Gehlke, UCSB
- 10/20 Katie Crawford, UCSB\*
- 10/27 Kari DeSoto, CP
- Heather Bown, UCSB
- 11/3 Misty May, LBSU
- 11/10 Tiffany Neumeier, NEV
- Denae Mohlman, USU
- 11/17 Brandy Mamizuka, BSU

## 1996

- 9/9 Katie Crawford, UCSB\*
- 9/16 Misty May, LBSU
- 9/23 Nique Crump, LBSU
- 9/30 Jessica Moore, UI
- 10/7 Misty May, LBSU
- 10/14 Jenn Snyder, LBSU
- 10/21 Tracy Chambers, PAC
- Jamie Hill, UCI
- 10/28 Katie Crawford, UCSB
- 11/4 Shawnee Hayes, LBSU
- 11/11 Elsa Stegemann, PAC
- 11/18 Jeri Hymas, UI

## 1995

- 9/5 Joselyn Robins, UH
- 9/11 Brita Schwerm, LBSU
- 9/18 Angelica Ljungquist, UH
- 9/25 Angelica Ljungquist, UH
- 10/2 Carissa Clifford, PAC
- 10/9 Maile Mortensen, UCSB
- 10/16 Rebecca Downey, PAC
- 10/23 Brita Schwerm, LBSU
- 10/30 Dominique Benton-Bozman, PAC
- Patty Zubiante, NMSU
- 10/30 Dominique Benton-Bozman, PAC
- 10/30 Dominique Benton-Bozman, PAC
- 11/20 Robyn Ah Mow, UH
- 11/27 Kim Keys, UCSB
- Brita Schwerm, LBSU

## 1994

- 9/5 Angelica Ljungquist, UH
- 9/12 Chrissy Boehle, UCSB\*
- 10/30 Dominique Benton-Bozman, PAC
- 9/26 Stacy Mitchell, UCI
- 10/3 Paola Paz-Soldan, SJSU\*
- 10/10 Charlotte Johansson, PAC
- 10/17 Nichelle Burton, LBSU
- 10/24 Traci Dahl, LBSU
- 10/31 Maria Roth, NMSU
- 11/7 Charlotte Johansson, PAC
- 11/14 Traci Dahl, LBSU\*
- 11/21 Cristin Rossman, SJSU



**Elsa Stegemann  
Pacifc**

# PLAYERS OF THE WEEK

11/28 Nichelle Burton, LBSU

## 1993

9/6 Carla Busalacchi, NEV  
 9/13 Nichelle Burton, LBSU\*  
 9/20 Marie Motil, USU  
 Crista Koch, SJSU  
 9/27 Heather Collins, UCSB  
 10/4 Heather Collins, UCSB  
 10/30 Dominique Benton-Bozman, PAC\*  
 10/18 Chrissy Boehle, UCSB  
 10/25 Nichelle Burton, LBSU  
 11/1 Kee Williams, UH  
 11/8 Danielle Scott, LBSU  
 11/15 Danielle Scott, LBSU  
 11/22 Jennifer White, NEV  
 11/29 Danielle Scott, LBSU

## 1992

9/7 Jonna Steffens, NMSU  
 9/14 Danielle Scott, LBSU  
 Vikki Simonis, PAC  
 9/21 Alicia Mills, LBSU  
 9/28 Danielle Scott, LBSU  
 10/5 Nichelle Burton, LBSU  
 10/12 Danielle Scott, LBSU  
 10/19 Mindy Czuleger, SJSU  
 10/26 Julie Pitois, UCSB  
 11/2 Kristie Ryan, UCSB  
 11/9 Vikki Simonis, PAC  
 11/16 Danielle Scott, LBSU  
 11/23 Popi Edwards, UCI  
 Danielle Scott, LBSU  
 11/30 Sarah Chase, UH

## 1991

9/9 Malin Fransson, UH  
 9/16 Antoinette White, LBSU  
 Paola Paz Soldan, FSU  
 9/23 Antoinette White, LBSU  
 9/30 Antoinette White, LBSU  
 10/7 Melanie Beckenhauer, PAC  
 10/14 Kristie Ryan, UCSB  
 10/21 Danielle Scott, LBSU  
 Dawnis Wilson, SJSU  
 10/28 Kee Williams, UH  
 11/4 Sabrina Hernandez, LBSU  
 11/11 Julie Pitois, UCSB  
 Heather Schoeny, PAC  
 11/18 Becky Howlett, CSF  
 Heather Collins, UCSB  
 11/25 Sharon Kasser, PAC

## 1990

9/3 Maria Reyes, UCSB  
 9/10 Merita Bernsten, UCSB  
 9/17 Kim Collins, UCI  
 9/24 Cathey Scotlan, PAC  
 10/1 Maria Reyes, UCSB  
 10/8 Dawnis Wilson, SJSU  
 Sharon Kasser, PAC  
 10/15 Karrie Trieschman, UH  
 10/22 Becky Howlett, CSF  
 10/29 Antoinette White, LBSU  
 11/5 Antoinette White, LBSU  
 11/12 Andrea Radmilovich, FSU  
 11/19 Melanie Beckenhauer, PAC  
 11/26 Karrie Trieschman, UH

## 1989

9/4 Tara Cross, LBSU  
 9/11 Teee Williams, UH

Cathey Scotlan, PAC  
 9/18 Melanie Beckenhauer, PAC  
 9/25 Sheri Sanders, LBSU  
 10/2 Malin Fransson, UH  
 10/9 Michelle Hansen, CP  
 10/16 Heather McPherson, SJSU  
 10/23 Angela Martin, SDSU  
 Cheri Boyer, UH  
 10/30 Karrie Trieschman, UH  
 11/6 Krissy Fifer, PAC  
 11/13 Teee Williams, UH  
 11/20 Kim Kaaiai, CP  
 11/28 Elaina Oden, PAC

## 1988

9/6 Pam Lance, PAC  
 9/12 Tara Cross, LBSU  
 9/19 Kris Roberts, UCI  
 9/27 Liz Towne, UCSB  
 10/4 Cheryl Stephens, LBSU  
 10/10 Amy Erben, SDSU  
 10/17 Karrie Trieschman, UH  
 10/24 Kim Hicks, SJSU  
 10/31 Tara Cross, LBSU  
 11/7 Tara Cross, LBSU  
 11/14 Teee Williams, UH  
 11/21 Kim Washington, SDSU  
 Ali Wood, UCI  
 11/28 Krissy Fifer, PAC  
 Jackie Mendez, SDSU

## 1987

9/8 Keri Pier, CSF  
 9/14 Tara Cross, LBSU  
 9/21 Kris Roberts, UCI  
 Gina Watson, SJSU  
 9/28 Teee Williams, UH  
 10/5 Tara Cross, LBSU  
 10/12 Teri McGrath, PAC  
 10/19 Diana Jessie, UH  
 10/26 Judy Bellomo, UCSB  
 11/2 Suzanne Eagye, UH  
 Liz Towne, UCSB  
 11/9 Mary Miller, PAC  
 11/16 Liz Hert, PAC  
 11/23 Liz Hert, PAC  
 11/30 Martina Cincero, UH

## 1986

9/8 Dede Dunstone, UH  
 9/15 Kim Harsch, SDSU  
 Lisa Ice, SJSU  
 9/22 Lisa Ice, SJSU  
 9/29 Kris Morton, SDSU  
 10/6 Mary Miller, PAC  
 10/13 Tita Ahuna, UH  
 10/20 Charlotte Mitchel, UCSB  
 Carol Tschasar, CP  
 10/27 Tara Cross, LBSU  
 11/3 Yami Menendez, UCSB  
 11/10 Teri McGrath, PAC  
 11/17 Elaina Oden, PAC

## 1985

9/9 LeValley Pattison, LBSU  
 9/16 Liz Towne, UCSB  
 9/23 Tita Ahuna, UH  
 Elaina Oden, PAC  
 9/30 Ellen Bugalski, CP  
 10/7 Julie Maginot, PAC  
 10/14 Dede Bodnar, CP  
 10/21 Connie Watson, LBSU  
 10/28 Sheila Nicks, UNLV  
 11/4 Kris Morton, SDSU

11/11 Kathie Luedeke, UCSB  
 11/18 Therese Boyle, PAC  
 11/25 Angelica Jackson, SDSU

\*AVCA National Player of the Week  
 ^CVU.com National Player of the Week

## MULTIPLE PLAYER OF THE WEEK WINNERS

|                              |    |                          |   |
|------------------------------|----|--------------------------|---|
| Kylie Atherstone, CP         | 11 | Brita Schwerm, LBSU      | 3 |
| Danielle Scott, LBSU         | 9  | Liz Towne, UCSB          | 3 |
| Elsa Stegemann, PAC          | 9  | Tita Ahuna, UH           | 2 |
| Jennifer Joines, PAC         | 8  | Sidney Bennett, PAC      | 2 |
| Alexis Crimes, LBSU          | 7  | Ali Daley, LBSU          | 2 |
| Tara Cross, LBSU             | 7  | Traci Dahl, LBSU         | 2 |
| Cheryl Weaver, LBSU          | 7  | Krissy Fifer, PAC        | 2 |
| Kelly Wing, UCI              | 7  | Malin Fransson, UH       | 2 |
| Misty May, LBSU              | 6  | Melanie Hathaway, CP     | 2 |
| Dominique Benton-Bozman, PAC | 5  | Liz Hert, PAC            | 2 |
| Nichelle Burton, LBSU        | 5  | Becky Howlett, CSF       | 2 |
| Brittany Moore, CSF          | 5  | Lisa Ice, SJSU           | 2 |
| Antoinette White, LBSU       | 5  | Charlotte Johansson, PAC | 2 |
| Roberta Gehlke, UCSB         | 4  | Sharon Kasser, PAC       | 2 |
| Janine Sandell, UCSB         | 4  | Lauren Kellerman, UCI    | 2 |
| Karrie Trieschman, UH        | 4  | Brandy Mamizuka, BSU     | 2 |
| Tee Williams, UH             | 4  | Teri McGrath, PAC        | 2 |
| Danielle Bauer, UCSB         | 3  | Sarah Meek, UI           | 2 |
| Melanie Beckenhauer, PAC     | 3  | Mary Miller, PAC         | 2 |
| Heather Collins, UCSB        | 3  | Denae Mohlman, USU       | 2 |
| Erin Cartwright, USU         | 3  | Jessica Moore, UI        | 2 |
| Katie Crawford, UCSB         | 3  | Kris Morton, SDSU        | 2 |
| Kari DeSoto, CP              | 3  | Kari Pestolesi, UCI      | 2 |
| Benishe Dillard, LBSU        | 3  | Jamie Pilbeam, UCI       | 2 |
| Jennifer Fopma, CSUN         | 3  | Julie Pitois, UCSB       | 2 |
| Jamie Hamm, PAC              | 3  | Maria Reyes, UCSB        | 2 |
| Anna-Marie Hammond, UI       | 3  | Jen Ryan, CSUN           | 2 |
| Tayyiba Haneef, LBSU         | 3  | Cathey Scotlan, PAC      | 2 |
| Brittany Hochevar, LBSU      | 3  | Vikki Simonis, PAC       | 2 |
| Jaelyn Houston, CP           | 3  | Olivia Waldowski, UCSB   | 2 |
| Angelica Ljungquist, UH      | 3  | Ali Waller, CP           | 2 |
| Erica Menzel, UCSB           | 3  | Kee Williams, UH         | 2 |
| Keri Nishimoto, LBSU         | 3  | Dawnis Wilson, SJSU      | 2 |
| Elaina Oden, PAC             | 3  |                          |   |

## TOTALS PER SCHOOL

|    |                      |
|----|----------------------|
| 82 | Long Beach State     |
| 64 | Pacific              |
| 49 | UC Santa Barbara     |
| 29 | Cal Poly             |
| 25 | Hawai'i*             |
| 23 | UC Irvine            |
| 12 | Cal State Fullerton  |
| 11 | San Jose State*      |
| 11 | Utah State*          |
| 8  | San Diego State*     |
| 8  | Idaho*               |
| 7  | Cal State Northridge |
| 3  | Boise State*         |
| 4  | New Mexico State*    |
| 3  | Nevada*              |
| 3  | UC Riverside         |
| 2  | Fresno State*        |
| 1  | UC Davis             |
| 1  | UNLV*                |

\*former members

2009 BIG WEST VOLLEYBALL

# YEAR-BY-YEAR RANKINGS

## YEAR-BY-YEAR FINAL RANKINGS IN AVCA POLL

|      | CP   | FSU  | LBSU | SDSU | SJSU | UCSB | UH   | PAC  | USU  |
|------|------|------|------|------|------|------|------|------|------|
| 1984 | 4th  | N/A  | N/A  | N/A  | N/A  | -    | N/A  | 3rd  | N/A  |
| 1985 | 3rd  | N/A  | -    | 19th | N/A  | 12th | 8th  | 2nd  | N/A  |
| 1986 | 12th | -    | -    | 5th  | 4th  | 10th | 3rd  | 2nd  | N/A  |
| 1987 | 14th | -    | 20th | -    | 11th | 13th | 2nd  | 1st  | N/A  |
| 1988 | 20th | -    | 8th  | 15th | 18th | -    | 3rd  | 10th | N/A  |
| 1989 | 19th | -    | 4th  | -    | -    | 12th | 2nd  | 3rd  | N/A  |
| 1990 | N/A  | -    | 9th  | N/A  | 10th | 8th  | 4th  | 5th  | -    |
| 1991 | N/A  | 20th | 2nd  | N/A  | -    | 13th | 3rd  | 4th  | -    |
| 1992 | N/A  | N/A  | 3rd  | N/A  | -    | 13th | -    | 4th  | -    |
| 1993 | N/A  | N/A  | 3rd  | N/A  | -    | 5th  | 18th | 11th | -    |
| 1994 | N/A  | N/A  | 7th  | N/A  | -    | 9th  | 6th  | 11th | -    |
| 1995 | N/A  | N/A  | 20th | N/A  | -    | 18th | 5th  | 19th | -    |
| 1996 | -    | N/A  | 10th | N/A  | N/A  | 17th | N/A  | 12th | -    |
| 1997 | -    | N/A  | 3rd  | N/A  | N/A  | 6th  | N/A  | 16th | -    |
| 1998 | -    | N/A  | 1st  | N/A  | N/A  | 12th | N/A  | 10th | -    |
| 1999 | -    | N/A  | 4th  | N/A  | N/A  | 6th  | N/A  | 3rd  | -    |
| 2000 | -    | N/A  | 14th | N/A  | N/A  | 9th  | N/A  | 8th  | 22nd |
| 2001 | -    | N/A  | 2nd  | N/A  | N/A  | -    | N/A  | 14th | 21st |
| 2002 | -    | N/A  | 14th | N/A  | N/A  | 8th  | N/A  | -    | -    |
| 2003 | -    | N/A  | -    | N/A  | N/A  | 22nd | N/A  | -    | -    |
| 2004 | -    | N/A  | -    | N/A  | N/A  | 21st | N/A  | -    | -    |
| 2005 | -    | N/A  | -    | N/A  | N/A  | -    | N/A  | -    | N/A  |
| 2006 | 17th | N/A  | -    | N/A  | N/A  | -    | N/A  | -    | N/A  |
| 2007 | 11th | N/A  | 23rd | N/A  | N/A  | -    | N/A  | -    | N/A  |
| 2008 | -    | -    | 24th | -    | -    | -    | -    | -    | -    |

*Note: N/A denotes a team was not a member of the Big West that year*

### 2008 FINAL AVCA RANKINGS

|     |                         |            |
|-----|-------------------------|------------|
| 1.  | Penn State              | 1500       |
| 2.  | Stanford                | 1436       |
| 3.  | Texas                   | 1374       |
| 4.  | Nebraska                | 1309       |
| 5.  | Washington              | 1273       |
| 6.  | Hawaii                  | 1181       |
| 7.  | Oregon                  | 1106       |
| 8.  | California              | 1088       |
| 9.  | UCLA                    | 995        |
| 10. | Minnesota               | 925        |
| 11. | Florida                 | 826        |
| 12. | USC                     | 810        |
| 13. | Wichita State           | 741        |
| 14. | Illinois                | 719        |
| 15. | San Diego               | 687        |
| 16. | Kansas State            | 621        |
| 17. | Purdue                  | 493        |
| 18. | Utah                    | 431        |
| 19. | Michigan                | 399        |
| 20. | Kentucky                | 369        |
| 21. | Saint Louis             | 334        |
| 22. | Colorado State          | 244        |
| 23. | Pepperdine              | 156        |
| 24. | <b>Long Beach State</b> | <b>115</b> |
| 25. | San Francisco           | 102        |



**Back Row (L to R):** Ya Chen Wang, Alexa Manuel, Naomi Washington, Caitlin Ledoux, Nicole Moore, Michelle Osunbor.

**Middle Row (L to R):** Jocelyn Neely, Quincy Verdin, Ashley Lee, Lauren Minkel, Jessica LaScola, Brittney Herzog.

**Front Row (L to R):** Laura Schuck, Cat Highmark, Iris Murray, Nicole Vargas

**2008 Big West Champions  
Long Beach State**

# BIG WEST IN NCAA TOURNAMENT

1984

## First Round

Cal Poly received a bye

Fresno State d. UC Santa Barbara: 12-15, 15-13, 15-11, 15-6

## Northwest Regional

Fresno State d. Cal Poly: 7-15, 15-11, 4-15, 15-4, 16-14

## Mideast Regional

Pacific d. Penn State: 15-4, 15-8, 15-12

Pacific d. Nebraska: 15-8, 15-10, 13-15, 15-3

## Final Four

Stanford d. Pacific: 15-11, 15-10, 15-12 (Semifinals)

Pacific d. San Jose State: 7-15, 15-13, 15-9, 15-6 (Consolation)

1985

## First Round

Pacific received a bye

Cal Poly d. UC Santa Barbara: 15-13, 15-9, 7-15, 12-15, 15-13

Hawai'i d. San Diego State: 15-12, 11-15, 15-8, 16-14

San Jose State d. Long Beach State: 16-14, 15-13, 15-12

## Northwest Regional

Pacific d. Hawai'i: 15-7, 15-6, 15-4

Cal Poly d. San Jose State: 15-9, 15-5, 15-9

Pacific d. Cal Poly: 16-14, 15-13, 15-7

## Final Four

Pacific d. UCLA: 15-11, 15-7, 9-15, 17-15 (Semifinals)

\*Pacific d. Stanford: 15-17, 15-7, 15-12, 15-13

1986

## First Round

Pacific d. Idaho State: 15-7, 15-9, 15-4

Hawai'i d. USIU: 15-5, 15-4, 15-8

San Jose State d. Cal Poly: 15-7, 14-16, 15-11, 15-11

San Diego State d. UC Santa Barbara: 15-11, 15-8, 9-15, 15-11

## Northwest Regional

Pacific d. San Diego State: 15-9, 15-13, 15-10

Hawai'i d. San Jose State: 8-15, 6-15, 16-14, 15-12, 15-11

Pacific d. Hawai'i: 15-7, 6-15, 15-6, 15-12

## Final Four

Pacific d. Texas: 15-6, 15-1, 16-14 (Semifinals)

\*Pacific d. Nebraska: 15-12, 15-4, 15-4

1987

## First Round

Hawai'i d. Arizona: 15-4, 15-11, 15-10

San Jose State d. Idaho State: 15-9, 15-10, 15-10

Cal Poly d. UC Santa Barbara: 11-15, 15-9, 15-5, 15-8

Pacific d. Long Beach State: 15-3, 15-12, 15-6

## Northwest Regional

Hawai'i d. Cal Poly: 15-4, 15-10, 15-8

Pacific d. San Jose State: 15-9, 15-9, 15-6

Hawai'i d. Pacific: 15-11, 15-9, 15-12

## Final Four

Hawai'i d. Illinois: 19-17, 15-13, 15-11 (Semifinals)

\*Hawai'i d. Stanford: 15-10, 15-10, 9-15, 15-1

1988

## First Round

Hawai'i d. Cal Poly: 15-12, 15-7, 15-11

Long Beach State d. UC Irvine: 15-12, 11-15, 15-6, 7-15, 16-14

Pacific d. UC Santa Barbara: 15-4, 15-11, 15-6

San Diego State d. San Jose State: 15-7, 15-13, 14-16, 15-8

## Northwest Regional

Pacific d. Long Beach State: 15-10, 16-18, 15-11, 15-6

Hawai'i d. San Diego State: 15-4, 15-8, 15-13

Hawai'i d. Pacific: 15-10, 15-7, 13-15, 15-8

## Final Four

Hawai'i d. Illinois: 15-1, 15-12, 13-15, 15-13 (Semifinals)

\*Texas d. Hawai'i: 15-4, 16-14, 15-13

1989

## First Round

Long Beach State d. San Diego State: 15-7, 15-7, 15-10

Hawai'i d. Eastern Washington: 15-12, 15-9, 15-7

Pacific d. San Jose State: 15-11, 15-8, 15-6

Cal Poly d. UC Santa Barbara: 13-15, 15-12, 14-16, 16-14, 15-12

## Northwest Regional

Hawai'i d. Cal Poly: 15-9, 15-17, 9-15, 15-12, 15-12

Long Beach State d. Pacific: 15-11, 9-15, 15-12, 15-9

Long Beach State d. Hawai'i: 11-15, 15-13, 10-15, 15-8, 15-10

## Final Four

Long Beach State d. Texas-Arlington: 15-6, 11-15, 15-10, 15-7

\*Long Beach State d. Nebraska: 15-12, 15-0, 15-6

1990

## First Round

Pacific d. Montana: 15-3, 15-10, 15-9

Hawai'i d. Southwest Missouri State: 15-4, 15-11, 15-4

UC Santa Barbara d. Idaho State: 15-12, 15-4, 15-10

Long Beach State d. San Jose State: 15-10, 15-10, 15-7

## Northwest Regional

Pacific d. UC Santa Barbara: 15-8, 15-9, 15-5

Long Beach State d. Hawai'i: 15-11, 8-15, 15-13, 15-13

Pacific d. Long Beach State: 15-8, 16-14, 14-16, 15-6

## Final Four

Pacific d. Nebraska: 15-13, 11-15, 15-9, 15-12 (Semifinals)

\*UCLA d. Pacific: 15-9, 15-12, 15-7

1991

## First Round

Hawai'i d. Southwest Texas State: 17-15, 15-6, 15-7

Long Beach State d. Northern Iowa: 15-7, 15-3, 15-6

Pacific d. Montana: 15-2, 15-6, 15-3

UC Santa Barbara d. Fresno State: 15-9, 15-7, 17-15

## Northwest Regional

Hawai'i d. Pacific: 16-14, 15-13, 15-10

Long Beach State d. UC Santa Barbara: 15-10, 7-15, 16-14, 15-10

Long Beach State d. Hawai'i: 15-6, 15-10, 8-15, 8-15, 15-11

## Final Four

Long Beach State d. LSU: 15-13, 6-15, 15-10, 15-13 (Semifinals)

\*UCLA d. Long Beach State: 12-15, 13-15, 15-12, 15-6, 15-11

1992

## First Round

Long Beach State d. Arkansas State: 13-15, 15-3, 15-8, 15-11

UC Santa Barbara d. Idaho: 15-3, 15-8, 15-13

Pacific d. Louisville: 15-13, 15-6, 15-5

## Northwest Regional

Pacific d. UC Santa Barbara: 15-9, 15-2, 8-15, 15-6

Long Beach State d. Illinois State: 15-8, 15-7, 15-4

Long Beach State d. Pacific: 4-15, 15-12, 15-11, 15-7

## Final Four

Stanford d. Long Beach State: 15-10, 15-12, 6-15, 15-9 (Semifinals)

2009 BIG WEST VOLLEYBALL

# BIG WEST IN NCAA TOURNAMENT

1993

## Second Round

**Long Beach State** d. George Washington: 15-3, 15-8, 15-5

**Pacific** d. Florida State: 15-6, 15-17, 15-6, 15-9

**Hawai'i** d. Wisconsin: 16-14, 15-10, 15-7

Minnesota d. **UC Santa Barbara**: 13-15, 15-7, 5-15, 16-14, 15-10

## Northwest Regional

**Hawai'i** d. **Pacific**: 15-6, 15-13, 12-15, 15-10

**Long Beach State** d. Ohio State: 15-7, 15-9, 13-15, 15-12

**Long Beach State** d. **Hawai'i**: 15-12, 15-7, 15-12

## Final Four

**Long Beach State** d. Florida: 15-10, 15-6, 15-3 (Semifinals)

\***Long Beach State** d. Penn State: 15-13, 12-15, 15-11, 16-14

1994

## First Round

**UC Santa Barbara** d. Princeton: 15-3, 15-1, 15-9

## Second Round

**Pacific** d. **UC Santa Barbara**: 15-13, 18-16, 9-15, 10-15, 15-13

**Long Beach State** d. Montana: 15-10, 15-6, 15-8

**Hawai'i** d. Idaho: 17-15, 15-11, 15-7

## Northwest Regional

Ohio State d. **Pacific**: 15-10, 10-15, 15-11, 15-4

**Long Beach State** d. **Hawai'i**: 15-12, 12-15, 15-11, 11-15, 15-10

Ohio State d. **Long Beach State**: 15-5, 14-16, 15-9, 15-5

1995

## First Round

**UC Santa Barbara** d. South Florida: 15-9, 15-13, 15-8

**Long Beach State** d. Colorado State: 15-3, 15-11, 15-2

## Second Round

**Hawai'i** d. Louisville: 15-4, 15-7, 15-2

San Diego State d. **Long Beach State**: 15-17, 15-13, 15-12, 15-11

USC d. **Pacific**: 15-9, 15-13, 15-5

Arizona State d. **UC Santa Barbara**: 15-7, 13-15, 15-5, 4-15, 15-9

## Mountain Division Regional

**Hawai'i** d. Arizona State: 15-8, 15-8, 11-15, 15-13

Michigan State d. **Hawai'i**: 6-15, 8-15, 15-10, 15-7, 15-12

1996

## First Round

**UC Santa Barbara** d. Northern Illinois: 12-15, 16-14, 4-15, 15-9, 15-12

## Second Round

**Pacific** d. Arizona: 7-15, 15-12, 15-1, 15-8

**Long Beach State** d. Minnesota: 15-10, 15-13, 15-6

Loyola Marymount d. **UC Santa Barbara**: 14-16, 15-7, 15-8, 15-9

## Mountain Regional

Brigham Young d. **Pacific**: 15-7, 8-15, 15-4, 13-15, 15-13

## Central Regional

Michigan State d. **Long Beach State**: 15-4, 13-15, 15-6, 15-8

1997

## First Round

**Long Beach State** received bye

**UC Santa Barbara** received bye

**Pacific** d. Sacramento State: 15-11, 15-7, 17-19, 15-11

## Second Round

**Long Beach State** d. Loyola Marymount: 15-9, 15-5, 15-5

**UC Santa Barbara** d. UCLA: 15-8, 15-8, 6-15, 6-15, 16-14

Washington d. **Pacific**: 7-15, 15-9, 15-10, 15-10

## Pacific Regional

**Long Beach State** d. Washington: 15-4, 15-5, 15-13

**Long Beach State** d. Nebraska: 15-9, 15-9, 15-3

## Mountain Regional

**UC Santa Barbara** d. Texas: 15-13, 16-14, 15-6

Stanford d. **UC Santa Barbara**: 15-12, 15-12, 15-3

## Final Four

Stanford d. **Long Beach State**: 9-15, 15-10, 15-4, 17-15 (Semifinals)

1998

## First Round

**Long Beach State** d. Southern: 15-0, 15-0, 15-0

**Pacific** d. Florida Atlantic: 15-5, 15-8, 15-5

**UC Santa Barbara** d. Santa Clara: 15-4, 15-7, 15-11

Miami (OH) d. **Nevada**: 15-12, 15-12, 15-9

## Second Round

**Long Beach State** d. Arizona: 15-11, 15-4, 15-6

**Pacific** d. Sacramento State: 15-4, 15-5, 15-3

**UC Santa Barbara** d. UCLA: 15-8, 8-15, 15-13, 15-11

## Mountain Regional

**Long Beach State** d. Illinois: 16-14, 15-4, 15-11

**Long Beach State** d. Texas: 15-9, 15-9, 15-2



*In 1993 Long Beach State (30-3) picked up its second NCAA Championship in women's volleyball after defeating Penn State, 3-1, in Madison, Wis. The 49ers claimed their first national title in 1989 and would go on to pick up their third crown in 1998. The 1993 49ers: back row (l to r): Danielle Scott, Stephanie Streeks, Traci Dahl, Sarah White, Allyson Carpenter, Brita Schwerm, Nichelle Burton, Assistant Coach Brian Hosfeld, Michelle Jones. front row (l to r): Heather Hofmans, Prentice Perkins, Joy McKenzie, Krissee Sether, Shwanee Hayes.*

# BIG WEST IN NCAA TOURNAMENT

## Central Regional

Brigham Young d. Pacific: 15-7, 15-5, 12-15, 16-14

## Pacific Regional

Wisconsin d. **UC Santa Barbara**: 9-15, 15-8, 8-15, 15-5, 15-13

## Final Four

**Long Beach State** d. Florida: 15-2, 15-8, 15-10 (Semifinals)

\***Long Beach State** d. Penn State: 15-3, 15-10, 13-15, 14-16, 15-12

1999

## First Round

**UC Santa Barbara** d. Oral Roberts: 15-11, 15-9, 15-8

Pacific d. Colgate: 15-7, 15-4, 15-7

**Long Beach State** d. Florida A&M: 15-6, 15-10, 15-1

Michigan State d. **Cal Poly**: 10-15, 15-10, 15-10, 15-13

## Second Round

**UC Santa Barbara** d. Loyola Marymount: 15-5, 15-11, 14-16, 15-5

Pacific d. Michigan: 10-15, 16-14, 15-3, 12-15, 19-17

**Long Beach State** d. Arkansas: 15-6, 15-6, 15-11

## Pacific Regional

**UC Santa Barbara** d. Nebraska: 15-5, 7-15, 15-8, 15-3

Stanford d. **UC Santa Barbara**: 15-12, 15-6, 15-10

## East Regional

Pacific d. Northern Iowa: 15-2, 15-4, 15-7

Pacific d. Florida: 15-8, 16-14, 15-8

## Mountain Regional

**Long Beach State** d. Colorado State: 15-5, 15-13, 13-15, 15-10

**Long Beach State** d. Texas A&M: 15-4, 15-7, 15-13

## Final Four

Penn State d. Pacific: 14-16, 15-5, 15-6, 7-15, 15-12 (Semifinals)

Stanford d. **Long Beach State**: 15-10, 15-10, 15-3 (Semifinals)

2000

## First Round

**Utah State** d. Missouri: 5-15, 15-6, 3-15, 16-14, 15-9

**Cal Poly** d. South Florida: 15-11, 13-15, 15-13, 15-12

Pacific d. Oral Roberts: 15-2, 15-9, 15-6

**Long Beach State** d. San Jose State: 17-15, 13-15, 15-11, 15-4

**UC Santa Barbara** d. Texas-San Antonio: 15-5, 15-5, 15-11

## Second Round

Brigham Young d. **Utah State**: 15-9, 15-10, 15-10

USC d. **Cal Poly**: 15-4, 17-15, 15-6

Pacific d. Texas A&M: 17-15, 15-9, 15-8

**Long Beach State** d. Santa Clara: 9-15, 15-17, 15-9, 15-10, 19-17

**UC Santa Barbara** def. Stanford: 9-15, 16-14, 15-8, 14-16, 16-14

## Midwest Regional

UCLA def. Pacific: 15-10, 10-15, 15-11, 15-11

## West Regional

Hawai'i def. **Long Beach State**: 11-15, 15-13, 15-9, 12-15, 15-6

**UC Santa Barbara** def. Minnesota: 15-12, 7-15, 15-7, 15-10

Hawai'i def. **UC Santa Barbara**: 8-15, 15-1, 15-10, 15-3

2001

## First Round

San Diego d. **UC Santa Barbara**: 26-30, 26-30, 30-28, 30-27, 15-10

**Long Beach State** d. San Diego State: 30-21, 30-16, 30-24

Pacific d. Alabama A&M: 30-18, 30-13, 30-16

**Utah State** d. Brigham Young: 30-26, 29-31, 30-23, 27-30, 16-14

## Second Round

**Long Beach State** d. San Diego: 30-28, 30-16, 30-13

Pacific d. Louisville: 24-30, 30-26, 30-19, 30-22

Utah d. **Utah State**: 30-21, 30-18, 26-30, 30-22

## Regional 1

**Long Beach State** d. Northern Iowa: 30-19, 30-21, 30-14

**Long Beach State** d. UCLA: 30-25, 30-28, 30-21

## Regional 2

Arizona d. Pacific: 30-26, 30-24, 30-27

## Final Four

**Long Beach State** d. Arizona: 30-27, 30-25, 30-20

\*Stanford d. **Long Beach State**: 31-29, 30-28, 30-25

2002

## First Round

**UC Santa Barbara** d. Fresno State: 30-20, 28-30, 30-21, 30-26

UCLA d. **Long Beach State**: 30-25, 30-27, 30-21

Pepperdine d. **Cal Poly**: 30-19, 30-16, 30-19

Pacific d. Nevada: 30-24, 14-30, 25-30, 30-28, 15-11

## Second Round

**UC Santa Barbara** d. California: 30-26, 30-25, 30-26

Stanford d. Pacific: 30-26, 29-31, 30-14, 30-21

## West Regional

Pepperdine d. **UC Santa Barbara**: 30-22, 30-23, 25-30, 30-19

2003

## First Round

Loyola Marymount d. **Cal State Northridge**: 30-21, 30-22, 30-26

Kansas d. **Long Beach State**: 30-23, 30-28, 30-28

**UC Irvine** d. Missouri: 30-27, 31-33, 25-30, 30-28, 15-12

Northern Iowa d. **UC Santa Barbara**: 30-27, 30-27, 24-30, 26-30, 16-14

Hawai'i d. Idaho: 30-24, 30-20, 30-21

Pacific d. San Francisco: 30-26, 30-28, 30-23



The 1999 Pacific women's volleyball team (32-3) advanced to its seventh NCAA Semifinal. This was the 19th consecutive year the Tigers had qualified for postseason play and the 22nd straight 20-win season.

2009 BIG WEST VOLLEYBALL

# BIG WEST IN NCAA TOURNAMENT

## Second Round

UCLA d. **UC Irvine**: 30-24, 30-28, 30-22  
 Stanford d. **Pacific**: 30-26, 34-32, 30-25

## 2004

### First Round

Kansas State d. **Cal State Northridge**: 30-20, 30-23, 30-25  
 Arizona d. **UC Irvine**: 30-19, 30-17, 30-18  
 California d. **Pacific**: 26-30, 30-24, 20-30, 30-27, 15-11  
 Washington d. **Idaho**: 30-22, 30-14, 30-19  
**UC Santa Barbara** d. Alabama A&M: 30-11, 30-23, 30-11  
**Long Beach State** d. Utah: 30-19, 30-25, 33-31

### Second Round

Georgia Tech d. **UC Santa Barbara**: 30-24, 30-28, 30-21  
 UCLA d. **Long Beach State**: 31-29, 30-24, 30-27

## 2005

### First Round

San Diego d. **Long Beach State**: 28-30, 30-25, 26-30, 28-30  
 USC d. **UC Santa Barbara**: 30-27, 22-30, 24-30, 22-30

## 2006

### First Round

**Cal Poly** d. Michigan: 30-23, 26-30, 30-25, 30-23  
**Long Beach State** d. Pepperdine: 30-22, 30-27, 25-30, 30-26  
 BYU d. **UC Santa Barbara**: 30-27, 32-30, 27-30, 21-30, 12-15

### Second Round

California d. **Cal Poly**: 24-30, 26-30, 30-23, 20-30  
 Hawaii d. **Long Beach State**: 28-30, 25-30, 30-24, 17-30

## 2007

### First Round

**Cal Poly** d. Xavier: 30-14, 30-19, 30-25  
**Long Beach State** d. UNLV: 30-20, 28-30, 30-27, 23-30, 15-10

### Second Round

**Cal Poly** d. Purdue: 30-12, 30-14, 30-27  
 USC d. **Long Beach State**: 28-30, 30-24, 30-25, 21-30, 15-11

### West Regional

Stanford d. **Cal Poly**: 30-15, 30-24, 30-20

## 2008

### First Round

**Long Beach State** d. Pepperdine: 18-25, 25-23, 25-15, 25-18

### Second Round

Stanford d. **Long Beach State**: 25-15, 25-21, 25-15

*\*NCAA Championship Game*

## YEAR-BY-YEAR SUMMARY

| Year               | Team             | W-L                  | Year                 | Team                 | W-L              |                  |
|--------------------|------------------|----------------------|----------------------|----------------------|------------------|------------------|
| 1984               | Cal Poly         | 0-1                  | 1996                 | Pacific              | 1-1              |                  |
|                    | UC Santa Barbara | 0-1                  |                      | UC Santa Barbara     | 1-1              |                  |
|                    | Pacific          | 3-1                  |                      | Long Beach State     | 1-1              |                  |
| 1985               | Cal Poly         | 2-1                  | 1997                 | Pacific              | 1-1              |                  |
|                    | UC Santa Barbara | 0-1                  |                      | UC Santa Barbara     | 2-1              |                  |
|                    | Pacific*         | 4-0                  |                      | Long Beach State     | 3-1              |                  |
|                    | Hawai'i          | 1-1                  | 1998                 | Pacific              | 2-1              |                  |
|                    | San Diego State  | 0-1                  |                      | UC Santa Barbara     | 2-1              |                  |
|                    | Long Beach State | 0-1                  |                      | Long Beach State*    | 6-0              |                  |
| 1986               | Pacific*         | 5-0                  | Nevada               | 0-1                  |                  |                  |
|                    | Hawai'i          | 2-1                  | 1999                 | Pacific              | 4-1              |                  |
|                    | San Jose State   | 1-1                  |                      | UC Santa Barbara     | 3-1              |                  |
|                    | Cal Poly         | 0-1                  |                      | Long Beach State     | 4-1              |                  |
|                    | San Diego State  | 1-1                  | Cal Poly             | 0-1                  |                  |                  |
|                    | UC Santa Barbara | 0-1                  | 2000                 | Pacific              | 2-1              |                  |
| 1987               | Pacific          | 2-1                  |                      | UC Santa Barbara     | 3-1              |                  |
|                    | Hawai'i*         | 5-0                  |                      | Long Beach State     | 2-1              |                  |
|                    | San Jose State   | 1-1                  | Cal Poly             | 1-1                  |                  |                  |
|                    | Cal Poly         | 1-1                  | Utah State           | 1-1                  |                  |                  |
|                    | UC Santa Barbara | 0-1                  | 2001                 | Pacific              | 2-1              |                  |
|                    | Long Beach State | 0-1                  |                      | UC Santa Barbara     | 0-1              |                  |
| 1988               | Pacific          | 2-1                  |                      | Long Beach State**   | 5-1              |                  |
|                    | Hawai'i**        | 4-1                  | Utah State           | 1-1                  |                  |                  |
|                    | San Jose State   | 0-1                  | 2002                 | Pacific              | 1-1              |                  |
|                    | Cal Poly         | 0-1                  |                      | UC Santa Barbara     | 2-1              |                  |
|                    | San Diego State  | 1-1                  |                      | Long Beach State     | 0-1              |                  |
|                    | UC Santa Barbara | 0-1                  | Cal Poly             | 0-1                  |                  |                  |
| Long Beach State   | 1-1              | 2003                 | UC Irvine            | 1-1                  |                  |                  |
| UC Irvine          | 0-1              |                      | Pacific              | 1-1                  |                  |                  |
| 1989               | Pacific          |                      | 1-1                  | UC Santa Barbara     | 0-1              |                  |
|                    | Hawai'i          |                      | 2-1                  | Long Beach State     | 0-1              |                  |
|                    | San Jose State   |                      | 0-1                  | Cal State Northridge | 0-1              |                  |
|                    | Cal Poly         |                      | 1-1                  | Idaho                | 0-1              |                  |
|                    | San Diego State  | 0-1                  | 2004                 | Long Beach State     | 1-1              |                  |
|                    | UC Santa Barbara | 0-1                  |                      | UC Santa Barbara     | 1-1              |                  |
| Long Beach State*  | 5-0              | Cal State Northridge |                      | 0-1                  |                  |                  |
| 1990               | Pacific**        | 4-1                  | Idaho                | 0-1                  |                  |                  |
|                    | Hawai'i          | 1-1                  | Pacific              | 0-1                  |                  |                  |
|                    | San Jose State   | 0-1                  | UC Irvine            | 0-1                  |                  |                  |
|                    | UC Santa Barbara | 1-1                  | 2005                 | Long Beach State     | 0-1              |                  |
|                    | Long Beach State | 2-1                  |                      | UC Santa Barbara     | 0-1              |                  |
|                    | 1991             | Pacific              |                      | 1-1                  | 2006             | Cal Poly         |
| Hawai'i            |                  | 2-1                  | Long Beach State     | 1-1                  |                  |                  |
| UC Santa Barbara   |                  | 1-1                  | UC Santa Barbara     | 0-1                  |                  |                  |
| Long Beach State** |                  | 4-1                  | 2007                 | Cal Poly             | 2-1              |                  |
| Fresno State       |                  | 0-1                  |                      | Long Beach State     | 1-1              |                  |
| 1992               |                  | Pacific              |                      | 2-1                  | 2008             | Long Beach State |
|                    | UC Santa Barbara | 1-1                  | *National Champion   |                      |                  |                  |
|                    | Long Beach State | 3-1                  | **National runner-up |                      |                  |                  |
|                    | 1993             | Pacific              | 1-1                  | 1994                 | Pacific          | 1-1              |
|                    |                  | Hawai'i              | 2-1                  |                      | Hawai'i          | 1-1              |
|                    |                  | UC Santa Barbara     | 0-1                  |                      | UC Santa Barbara | 1-1              |
| Long Beach State*  |                  | 5-0                  | Long Beach State     |                      | 2-1              |                  |
| 1994               | Pacific          | 1-1                  | 1995                 | Pacific              | 0-1              |                  |
|                    | Hawai'i          | 1-1                  |                      | Hawai'i              | 2-1              |                  |
|                    | UC Santa Barbara | 1-1                  |                      | UC Santa Barbara     | 1-1              |                  |
|                    | Long Beach State | 2-1                  |                      | Long Beach State     | 1-1              |                  |

# POSTSEASON HISTORY

## BIG WEST IN THE NCAA TOURNAMENT - 1984-2008

| Team                                   | NCAA Record |            |             | 1st/2nd Rounds |           | Regionals |           | Final Four |          |
|--|-------------|------------|-------------|----------------|-----------|-----------|-----------|------------|----------|
|  | W           | L          | PCT         | W              | L         | W         | L         | W          | L        |
| Long Beach State (1985-08)             | 48          | 20         | .706        | 22             | 10        | 18        | 5         | 8          | 5        |
| Pacific (1984-08)                      | 40          | 19         | .678        | 21             | 5         | 13        | 11        | 6          | 3        |
| *Hawai'i (1985-95)                     | 22          | 9          | .710        | 10             | 0         | 9         | 8         | 3          | 1        |
| UC Santa Barbara (1984-08)             | 19          | 23         | .452        | 16             | 15        | 3         | 8         | 0          | 0        |
| Cal Poly (1984-89, 1996-08)            | 8           | 11         | .421        | 7              | 6         | 1         | 5         | 0          | 0        |
| *Utah State (1990-03)                  | 2           | 2          | .500        | 2              | 2         | 0         | 0         | 0          | 0        |
| *San Diego State (1985-89)             | 2           | 4          | .333        | 2              | 2         | 0         | 2         | 0          | 0        |
| *San Jose State (1986-95)              | 2           | 5          | .286        | 2              | 3         | 0         | 2         | 0          | 0        |
| UC Irvine (1984-08)                    | 1           | 3          | .250        | 1              | 3         | 0         | 0         | 0          | 0        |
| Cal State Northridge (2001-08)         | 0           | 2          | .000        | 0              | 2         | 0         | 0         | 0          | 0        |
| *Idaho (1996-04)                       | 0           | 2          | .000        | 0              | 2         | 0         | 0         | 0          | 0        |
| *Fresno State (1986-91)                | 0           | 1          | .000        | 0              | 1         | 0         | 0         | 0          | 0        |
| *Nevada (1992-99)                      | 0           | 1          | .000        | 0              | 1         | 0         | 0         | 0          | 0        |
| <b>Total</b>                           | <b>144</b>  | <b>102</b> | <b>.586</b> | <b>83</b>      | <b>52</b> | <b>44</b> | <b>41</b> | <b>17</b>  | <b>9</b> |
| NCAA Record vs. Non-Big West Opponents | 103         | 61         | .628        | 67             | 36        | 19        | 16        | 17         | 9        |

\*No longer in Big West Conference

### NCAA TOURNAMENT - SINCE 1981

|                        | Overall | As BWC Member |
|------------------------|---------|---------------|
| <b>Tournament Wins</b> |         |               |
| Long Beach State       | 48      | 48            |
| Pacific                | 46      | 40            |
| *Hawai'i               | 30      | 22            |
| UC Santa Barbara       | 21      | 19            |
| Cal Poly               | 13      | 8             |
| *San Diego State       | 11      | 2             |
| *San Jose State        | 7       | 2             |
| *Utah State            | 2       | 2             |
| UC Irvine              | 1       | 1             |
| *Fresno State          | 2       | 0             |

|                               | Overall | As BWC Member |
|-------------------------------|---------|---------------|
| <b>Tournament Appearances</b> |         |               |
| UC Santa Barbara              | 26      | 23            |
| Pacific                       | 24      | 21            |
| Long Beach State              | 23      | 23            |
| Cal Poly                      | 14      | 11            |
| *Hawai'i                      | 14      | 10            |
| *San Jose State               | 9       | 5             |
| *San Diego State              | 7       | 4             |
| UC Irvine                     | 3       | 3             |
| *Idaho                        | 6       | 2             |
| Cal State Northridge          | 4       | 2             |
| *Utah State                   | 2       | 2             |
| *Fresno State                 | 2       | 1             |
| *Nevada                       | 1       | 1             |

|                               | Overall | As BWC Member |
|-------------------------------|---------|---------------|
| <b>Final Four Appearances</b> |         |               |
| Long Beach State              | 8       | 8             |
| Pacific                       | 7       | 5             |
| *Hawai'i                      | 4       | 2             |
| *San Jose State               | 1       | 0             |

|                               | Overall | As BWC Member |
|-------------------------------|---------|---------------|
| <b>NCAA Runner-up</b>         |         |               |
| Long Beach State (1991, 2001) | 2       | 2             |
| Pacific (1990)                | 1       | 1             |
| *Hawai'i (1988)               | 1       | 1             |

|                                     | Overall | As BWC Member |
|-------------------------------------|---------|---------------|
| <b>NCAA Championships</b>           |         |               |
| Long Beach State (1989, 1993, 1998) | 3       | 3             |
| Pacific (1985-86)                   | 2       | 2             |
| *Hawai'i (1982-83, 1987)            | 3       | 1             |

\*No longer in the Big West Conference

### NCAA ALL-TOURNAMENT TEAMS

| Year | Player(s)         | School           |
|------|-------------------|------------------|
| 1985 | Elaina Oden       | Pacific          |
|      | Teri McGrath      | Pacific          |
| 1986 | Brooke Herrington | Pacific          |
|      | Liz Hert          | Pacific          |
| 1987 | Teri McGrath      | Pacific          |
|      | Elaina Oden       | Pacific          |
|      | Tee Williams      | Hawai'i          |
| 1988 | Suzanne Eagye     | Hawai'i          |
|      | Diana Jessie      | Hawai'i          |
|      | Tee Williams      | Hawai'i          |
| 1989 | Martina Cincerova | Hawai'i          |
|      | Tara Cross        | Long Beach State |
|      | Sheri Sanders     | Long Beach State |
| 1990 | Antoinette White  | Long Beach State |
|      | Krissy Fifer      | Pacific          |
| 1991 | Danielle Scott    | Long Beach State |
|      | Sabrina Hernandez | Long Beach State |
|      | Christine Romero  | Long Beach State |
| 1993 | Antoinette White* | Long Beach State |
|      | Danielle Scott    | Long Beach State |
|      | Nichelle Burton   | Long Beach State |
| 1998 | Misty May*        | Long Beach State |
|      | Benishe Dillard   | Long Beach State |
|      | Jessica Alvarado  | Long Beach State |
| 1999 | Veronica Walls    | Long Beach State |
|      | Elsa Stegemann    | Pacific          |
| 2001 | Brittany Hochevar | Long Beach State |
|      |                   | Long Beach State |

\* Most Outstanding Player

### BIG WEST IN NCAA TOURNAMENT RECORD BOOK

| Individual   |
|--|
| <b>Most Kills (Match):</b> 46, Elsa Stegemann, Pacific vs. Michigan, 12-4-99         |
| <b>Most Attacks (Match):</b> 99, Tee Williams-Sanders, Hawai'i vs. Cal Poly, 12-8-89 |
| <b>Most Service Aces (Tournament):</b> 20, Misty May, Long Beach State, 1998         |
| <b>Most Digs (Match):</b> 45, Anja Knutsen, Cal Poly vs. Hawai'i, 12-8-89            |
| <b>Most Digs (Tournament):</b> 95, Dorothy Hert, Pacific, 1986                       |

| Team  |
|---|
| <b>Most Kills (Match):</b> 112, UC Santa Barbara vs. Cal Poly, 12-3-89          |
| <b>Most Attacks (Match):</b> 328, UC Santa Barbara vs. Cal Poly, 12-3-89        |
| <b>Most Service Aces (Tournament):</b> 43, Long Beach State, 1998               |
| <b>Most Digs (Match):</b> 177, UC Santa Barbara vs. Cal Poly, 12-3-89           |
| <b>Hitting Pct. (Tournament - Min. 2 matches):</b> .369, Long Beach State, 1995 |

# CAREER LEADERS

## Kills

| Player | School                     | Years   | Kills |
|--------|----------------------------|---------|-------|
| 1.     | Tara Cross, LBSU           | 1986-89 | 2,767 |
| 2.     | Kelly Wing, UCI            | 2001-04 | 2,267 |
| 3.     | Jennifer Joines, PAC       | 2000-03 | 2,225 |
| 4.     | Roberta Gehlke, UCSB       | 1996-99 | 2,153 |
| 5.     | Teeee Williams-Sanders, UH | 1987-89 | 1,873 |
| 6.     | Elsa Stegemann, PAC        | 1995-99 | 1,853 |
| 7.     | Michelle Hansen, CP        | 1986-89 | 1,810 |
| 8.     | Tiffany Neumeier, NEV      | 1994-97 | 1,779 |
| 9.     | Danielle Scott, LBSU       | 1990-93 | 1,778 |
| 10.    | Alexis Crimes, LBSU        | 2004-07 | 1,756 |
|        | Kylie Atherstone, CP       | 2005-08 | 1,756 |

## Kill Average\*

| Player | School                       | Years   | Avg. |
|--------|------------------------------|---------|------|
| 1.     | Tara Cross, LBSU             | 1986-89 | 5.54 |
| 2.     | Teeee Williams-Sanders, UH   | 1987-89 | 5.35 |
| 3.     | Kelly Wing, UCI              | 2001-04 | 5.19 |
| 4.     | Jennifer Joines, PAC         | 2000-03 | 4.89 |
| 5.     | Becky Howlett, CSF           | 1990-91 | 4.82 |
| 6.     | Roberta Gehlke, UCSB         | 1996-99 | 4.67 |
| 7.     | Cheryl Weaver, LBSU          | 1998-01 | 4.44 |
| 8.     | Dominique Benton-Bozman, PAC | 1992-95 | 4.40 |
| 9.     | Heather Bassett, CSF         | 1995-96 | 4.39 |
| 10.    | Antoinette White, LBSU       | 1989-91 | 4.36 |

## Attack Attempts

| Player | School                  | Years   | Att.  |
|--------|-------------------------|---------|-------|
| 1.     | Tara Cross, LBSU        | 1986-89 | 5,694 |
| 2.     | Kelly Wing, UCI         | 2001-04 | 5,599 |
| 3.     | Roberta Gehlke, UCSB    | 1996-99 | 5,535 |
| 4.     | Tiffany Neumeier, NEV   | 1994-97 | 4,689 |
| 5.     | Michelle Hansen, CP     | 1986-89 | 4,676 |
| 6.     | Jennifer Joines, PAC    | 2000-03 | 4,615 |
| 7.     | Lauren Kellerman, UCI   | 2005-08 | 4,612 |
| 8.     | Lauren McLaughlin, UCSB | 2005-08 | 4,529 |
| 9.     | Kylie Atherstone, CP    | 2005-08 | 4,383 |
| 10.    | Kristie Ryan, UCSB      | 1989-92 | 4,217 |

## Hitting Percentage (minimum 1000 attempts)

| Player | School                  | Years   | Pct. |
|--------|-------------------------|---------|------|
| 1.     | Danielle Scott, LBSU    | 1990-93 | .421 |
| 2.     | Tayyiba Haneef, LBSU    | 1998-01 | .388 |
| 3.     | Cheryl Weaver, LBSU     | 1998-01 | .386 |
| 4.     | Nique Crump, LBSU       | 1994-97 | .377 |
| 5.     | Alexis Crimes, LBSU     | 2004-07 | .364 |
| 6.     | Olivia Waldowski, UCSB  | 2003-06 | .363 |
| 7.     | Kari DeSoto, CP         | 1996-99 | .355 |
| 8.     | Angelica Ljungquist, UH | 1993-95 | .354 |
| 9.     | Elisha Thomas, LBSU     | 1999-02 | .352 |
| 10.    | Jennifer Joines, PAC    | 2000-03 | .350 |

## Assists (since 1985)

| Player | School                   | Years     | Assists |
|--------|--------------------------|-----------|---------|
| 1.     | Sheri Sanders, LBSU      | 1986-89   | 6,301   |
| 2.     | Ashlie Hain, UCI         | 2001-04   | 5,698   |
| 3.     | Liz Towne, UCSB          | 1985-88   | 5,542   |
| 4.     | Melanie Beckenhauer, PAC | 1988-91   | 5,304   |
| 5.     | Brooke Rundle, UCSB      | 1998-2001 | 5,171   |
| 6.     | Misty May, LBSU          | 1995-98   | 5,046   |
| 7.     | Nadine Nickel, CSUN      | 2001-04   | 4,797   |
| 8.     | Sabrina Hernandez, LBSU  | 1989-92   | 4,796   |
| 9.     | Nicole Vargas, LBSU      | 2005-08   | 4,695   |
| 10.    | Martina Cincerova, UH    | 1985-88   | 4,637   |

## Assist Average\*

| Player | School                   | Years   | Avg.  |
|--------|--------------------------|---------|-------|
| 1.     | Ashlie Hain, UCI         | 2001-04 | 13.07 |
| 2.     | Sheri Sanders, LBSU      | 1986-89 | 12.91 |
| 3.     | Sabrina Hernandez, LBSU  | 1989-92 | 12.82 |
| 4.     | Jillian Mazzarella, LBSU | 2003-04 | 12.74 |
| 5.     | Kara Gormsen, PAC        | 1998-00 | 12.72 |
| 6.     | Chelsi Neves, USU        | 2000-01 | 12.37 |
| 7.     | Brooke Rundle, UCSB      | 1998-01 | 12.34 |
| 8.     | Tanja Dimitrijevic, PAC  | 1996-99 | 12.31 |
|        | Chelsea Hayes, CP        | 2005-07 | 12.31 |
| 10.    | Cheri Boyer, UH          | 1988-91 | 12.26 |

## Service Aces

| Player | School                  | Years   | Aces |
|--------|-------------------------|---------|------|
| 1.     | Jackie Mendez, SDSU     | 1985-88 | 274  |
| 2.     | Brittany Hochevar, LBSU | 1999-02 | 209  |
| 3.     | Antoinette White, LBSU  | 1989-91 | 208  |
| 4.     | Kylie Atherstone, CP    | 2005-08 | 193  |
| 5.     | Vikki Simonis, PAC      | 1989-92 | 182  |
| 6.     | Kelly Wing, UCI         | 2001-04 | 172  |
| 7.     | Renee Pankopf, SDSU     | 1985-86 | 166  |
| 8.     | Michelle Hansen, CP     | 1986-89 | 165  |
| 9.     | Misty May, LBSU         | 1995-98 | 160  |
| 10.    | Heather Collins, UCSB   | 1991-94 | 157  |

## Service Ace Average\*

| Player | School                  | Years   | Avg. |
|--------|-------------------------|---------|------|
| 1.     | Renee Pankopf, SDSU     | 1985-86 | 0.65 |
| 2.     | Brittany Hochevar, LBSU | 1999-02 | 0.58 |
| 3.     | Antoinette White, LBSU  | 1989-91 | 0.53 |
| 4.     | Jackie Mendez, SDSU     | 1985-88 | 0.52 |
| 5.     | Ellen Bugalski, CP      | 1984-85 | 0.49 |
| 6.     | Connie Watson, LBSU     | 1985-86 | 0.48 |
|        | Cristin Rossman, SJSU   | 1991-94 | 0.48 |
| 8.     | Kylie Atherstone, CP    | 2005-08 | 0.46 |
| 9.     | Vikki Simonis, PAC      | 1989-92 | 0.45 |
| 10.    | Theresa Smith, CP       | 1986-87 | 0.44 |

# CAREER LEADERS

## Block Solos

| Player, School             | Years          | BS  |
|----------------------------|----------------|-----|
| 1. Kris Roberts, UCI       | 1985-88        | 293 |
| 2. Cathey Scotlan, PAC     | 1987-90        | 178 |
| 3. Suzanne Eagye, UH       | 1985-87        | 176 |
| 4. Carol Tschasar, CP      | 1984-86        | 175 |
| 5. Kris Morton, SDSU       | 1985-87        | 162 |
| 6. Judy Bellomo, UNLV/UCSB | 1984-87        | 156 |
| 7. Tammy Miller, CSF       | 1986-89        | 147 |
| 8. Elaina Oden, PAC        | 1985-86, 88-89 | 138 |
| 9. Cindy Rohrig, UCI       | 1984-85        | 136 |
| 10. Danielle Scott, LBSU   | 1990-93        | 134 |

## Block Assists

| Player, School            | Years   | BA  |
|---------------------------|---------|-----|
| 1. Cathey Scotlan, PAC    | 1987-90 | 556 |
| 2. Jennifer Joines, PAC   | 2000-03 | 553 |
| 3. Jaclyn Houston, CP     | 2005-08 | 551 |
| 4. Alexis Crimes, LBSU    | 2004-07 | 494 |
| 5. Worthy Lien, CP        | 1999-02 | 486 |
| 6. Anna-Marie Hammond, UI | 2000-03 | 481 |
| 7. Tracy Chambers, PAC    | 1996-99 | 474 |
| 8. Danielle Scott, LBSU   | 1990-93 | 470 |
| 9. Kari DeSoto, CP        | 1996-99 | 445 |
| 10. Addie Hauschild, PAC  | 1994-97 | 435 |

## Total Blocks

| Player, School          | Years   | Blocks |
|-------------------------|---------|--------|
| 1. Cathey Scotlan, PAC  | 1987-90 | 734    |
| 2. Kris Roberts, UCI    | 1985-88 | 670    |
| 3. Jennifer Joines, PAC | 2000-03 | 639    |
| 4. Danielle Scott, LBSU | 1990-93 | 604    |
| 5. Alexis Crimes, LBSU  | 2004-07 | 598    |
| 6. Jaclyn Houston, CP   | 2005-08 | 594    |
| 7. Suzanne Eagye, UH    | 1985-87 | 586    |
| 8. Tracy Chambers, PAC  | 1996-99 | 571    |
| Anna-Marie Hammond, UI  | 2000-03 | 571    |
| 10. Worthy Lien, CP     | 1999-02 | 548    |

## Block Average\*

| Player, School            | Years   | Avg. |
|---------------------------|---------|------|
| 1. Kris Roberts, UCI      | 1985-88 | 1.80 |
| 2. Kris Morton, SDSU      | 1985-87 | 1.66 |
| 3. Suzanne Eagye, UH      | 1985-87 | 1.61 |
| 4. Cathey Scotlan, PAC    | 1987-90 | 1.57 |
| 5. Worthy Lien, CP        | 1999-02 | 1.54 |
| 6. Stacy Peoples, LBSU    | 1985-86 | 1.48 |
| 7. Jaclyn Houston, CP     | 2005-08 | 1.42 |
| 8. Anna-Marie Hammond, UI | 2000-03 | 1.38 |
| Alexis Crimes, LBSU       | 2004-07 | 1.38 |
| 10. Kari DeSoto, CP       | 1996-99 | 1.37 |


## Digs

| Player, School           | Years   | Digs  |
|--------------------------|---------|-------|
| 1. Kristin Jackson, CP   | 2004-07 | 2,132 |
| 2. Julie Magud, PAC      | 2004-07 | 1,906 |
| 3. Devon Sutherland, UCI | 2005-08 | 1,756 |
| 4. Kristin Nelson, UCSB  | 2001-04 | 1,711 |
| 5. Heather Laudato, LBSU | 2002-05 | 1,686 |
| 6. Jackie Mendez, SDSU   | 1985-88 | 1,683 |
| Michelle Hansen, CP      | 1986-89 | 1,683 |
| 8. Jamie Hamm, PAC       | 1998-01 | 1,661 |
| 9. Roberta Gehlke, UCSB  | 1996-99 | 1,619 |
| 10. Vanessa Vella, CSF   | 2004-06 | 1,598 |

## Dig Average\*

| Player, School              | Years   | Avg. |
|-----------------------------|---------|------|
| 1. Vanessa Vella, CSF       | 2004-06 | 5.06 |
| 2. Kristin Jackson, CP      | 2004-07 | 5.05 |
| 3. Julie Magud, PAC         | 2004-07 | 4.43 |
| 4. Kristin Nelson, UCSB     | 2001-04 | 4.24 |
| 5. Maria Reyes, UCSB        | 1988-90 | 4.17 |
| 6. Devon Sutherland, UCI    | 2005-08 | 3.95 |
| 7. Gwen Hubbard, CP         | 2000-03 | 3.86 |
| 8. Heather Laudato, LBSU    | 2002-05 | 3.84 |
| 9. Leigh Stephenson, UCSB   | 2005-08 | 3.83 |
| 10. Emily Hendrickson, UCSB | 2003-06 | 3.80 |

\*Must have played minimum of two seasons to qualify



*Pacific's Jennifer Joines (2000-03) finished in the Big West's top-five in kills, kill average, block assists and total blocks.*

# SEASON LEADERS

## Kills

| Player | School                 | Year | Kills |
|--------|------------------------|------|-------|
| 1.     | Tara Cross, LBSU       | 1989 | 779   |
| 2.     | Kelly Wing, UCI        | 2003 | 764   |
| 3.     | Tara Cross, LBSU       | 1988 | 763   |
| 4.     | Tara Cross, LBSU       | 1987 | 739   |
| 5.     | Judy Bellomo, UCSB     | 1987 | 729   |
| 6.     | Angelica Jackson, SDSU | 1987 | 715   |
| 7.     | Tee Williams, UH       | 1988 | 688   |
| 8.     | Jennifer Joines, PAC   | 2003 | 653   |
| 9.     | Becky Howlett, CSF     | 1991 | 648   |
| 10.    | Elsa Stegemann, PAC    | 1999 | 642   |

## Kill Average

| Player | School                   | Year | Avg. |
|--------|--------------------------|------|------|
| 1.     | Tara Cross, LBSU         | 1988 | 6.36 |
| 2.     | Tee Williams-Sanders, UH | 1989 | 6.19 |
| 3.     | Tara Cross, LBSU         | 1989 | 6.04 |
| 4.     | Angelica Jackson, SDSU   | 1987 | 5.95 |
| 5.     | Danielle Scott, LBSU     | 1993 | 5.83 |
| 6.     | Kelly Wing, UCI          | 2004 | 5.78 |
| 7.     | Kelly Wing, UCI          | 2003 | 5.74 |
| 8.     | Tee Williams, UH         | 1988 | 5.69 |
| 9.     | Elsa Stegemann, PAC      | 1999 | 5.63 |
|        | Paola Paz-Soldan, FSU    | 1991 | 5.63 |
|        | Jennifer Joines, PAC     | 2003 | 5.63 |

## Attack Attempts

| Player | School                  | Year | Att. |
|--------|-------------------------|------|------|
| 1.     | Kelly Wing, UCI         | 2003 | 1868 |
| 2.     | Lauren McLaughlin, UCSB | 2007 | 1700 |
| 3.     | Judy Bellomo, UCSB      | 1987 | 1604 |
| 4.     | Tara Cross, LBSU        | 1987 | 1551 |
| 5.     | Tara Cross, LBSU        | 1989 | 1543 |
| 6.     | Becky Howlett, CSF      | 1991 | 1539 |
| 7.     | Michelle Hansen, CP     | 1989 | 1537 |
| 8.     | Angelica Jackson, SDSU  | 1987 | 1529 |
|        | Yami Menendez, UCSB     | 1987 | 1529 |
| 10.    | Roberta Gehlke, UCSB    | 1998 | 1521 |

## Hitting Percentage (minimum 4 attempts per game)

| Player | School               | Year | Pct. |
|--------|----------------------|------|------|
| 1.     | Danielle Scott, LBSU | 1992 | .452 |
| 2.     | Sami Cash, UCI       | 2004 | .442 |
| 3.     | Elisha Thomas, LBSU  | 2001 | .433 |
| 4.     | Danielle Scott, LBSU | 1993 | .431 |
| 5.     | Cheryl Weaver, LBSU  | 2001 | .429 |
| 6.     | Nique Crump, LBSU    | 1997 | .428 |
| 7.     | Veronica Walls, LBSU | 1998 | .426 |
| 8.     | Rebecca Larsen, UCI  | 2002 | .424 |
| 9.     | Danielle Scott, LBSU | 1991 | .422 |
| 10.    | Nique Crump, LBSU    | 1996 | .418 |

## Assists


| Player | School                   | Year | Asts. |
|--------|--------------------------|------|-------|
| 1.     | Ashlie Hain, UCI         | 2003 | 1,814 |
| 2.     | Sheri Sanders, LBSU      | 1989 | 1,768 |
| 3.     | Sabrina Hernandez, LBSU  | 1990 | 1,735 |
| 4.     | Liane Sato, SDSU         | 1985 | 1,725 |
| 5.     | Erin Tomblin, SDSU       | 1989 | 1,711 |
| 6.     | Tanja Hart, UCSB         | 1997 | 1,690 |
| 7.     | Sheri Sanders, LBSU      | 1988 | 1,682 |
| 8.     | Kim Kaaiai, CP           | 1989 | 1,659 |
| 9.     | Dede Bodnar, CP          | 1985 | 1,656 |
| 10.    | Sabrina Hernandez, LBSU  | 1991 | 1,617 |
|        | Melanie Beckenhauer, PAC | 1990 | 1,617 |

## Assist Average

| Player | School               | Year | Avg.  |
|--------|----------------------|------|-------|
| 1.     | Keri Nishimoto, LBSU | 1999 | 14.58 |
| 2.     | Kara Gormsen, PAC    | 2000 | 14.21 |
| 3.     | Sheri Sanders, LBSU  | 1988 | 14.02 |
| 4.     | Brooke Niles, UCSB   | 2002 | 13.95 |
| 5.     | Tanja Hart, UCSB     | 1997 | 13.85 |
| 6.     | Alanna Whitnack, NEV | 1998 | 13.81 |
| 7.     | Cheri Boyer, UH      | 1989 | 13.74 |
| 8.     | Andrea Delsigne, USU | 2003 | 13.73 |
| 9.     | Ashlie Hain, UCI     | 2002 | 13.72 |
| 10.    | Sheri Sanders, LBSU  | 1989 | 13.71 |

## Service Aces

| Player | School                  | Year | Aces |
|--------|-------------------------|------|------|
| 1.     | Antoinette White, LBSU  | 1990 | 91   |
| 2.     | Brittany Hochevar, LBSU | 2001 | 84   |
| 3.     | Renee Pankopf, SDSU     | 1986 | 83   |
|        | Renee Pankopf, SDSU     | 1985 | 83   |
| 5.     | Jackie Mendez, SDSU     | 1988 | 81   |
| 6.     | Jackie Mendez, SDSU     | 1987 | 76   |
| 7.     | Maria Reyes, UCSB       | 1989 | 70   |
| 8.     | Jackie Mendez, SDSU     | 1986 | 68   |
|        | Cyndi Rhone, CSF        | 1988 | 68   |
|        | Antoinette White, LBSU  | 1991 | 68   |



*UC Irvine's Ashlie Hain broke a 14-year-old Big West record with 1,814 assists in 2003.*

# SEASON LEADERS

## Service Ace Average

| Player, School             | Year | Avg. |
|----------------------------|------|------|
| 1. Brittany Hochevar, LBSU | 2001 | 0.78 |
| 2. Svenja Engelhardt, PAC  | 2007 | 0.77 |
| 3. Renee Pankopf, SDSU     | 1985 | 0.73 |
| 4. Jackie Mendez, SDSU     | 1987 | 0.67 |
| 5. Theresa Smith, CP       | 1987 | 0.66 |
| Antoinette White, LBSU     | 1990 | 0.66 |
| 7. Darci Pankhard, CP      | 1987 | 0.64 |
| 8. Kylie Atherstone, CP    | 2008 | 0.61 |
| 9. Renee Pankopf, SDSU     | 1986 | 0.59 |
| Jackie Mendez, SDSU        | 1988 | 0.59 |

## Block Solos

| Player, School          | Year | BS |
|-------------------------|------|----|
| 1. Kris Morton, SDSU    | 1986 | 99 |
| 2. Kris Roberts, UCI    | 1986 | 90 |
| 3. Gina DeQuattro, UCSB | 1984 | 89 |
| 4. Stacy Peoples, LBSU  | 1984 | 81 |
| 5. Kris Roberts, UCI    | 1988 | 79 |
| 6. Eileen Dempster, PAC | 1984 | 77 |
| 7. Carol Tschasar, CP   | 1986 | 75 |
| 8. Suzanne Eagye, UH    | 1986 | 72 |
| 9. Cindy Rohrig, UCI    | 1984 | 70 |
| 10. Kris Roberts, UCI   | 1985 | 62 |
| Kris Roberts, UCI       | 1987 | 62 |

## Block Assists

| Player, School             | Year | BA  |
|----------------------------|------|-----|
| 1. Jennifer Joines, PAC    | 2001 | 175 |
| 2. Mary Miller, PAC        | 1986 | 168 |
| 3. Kris Morton, SDSU       | 1985 | 165 |
| 4. Angelica Ljungquist, UH | 1995 | 162 |
| 5. Jaclyn Houston, CP      | 2007 | 161 |
| 6. Jaclyn Houston, CP      | 2006 | 159 |
| 7. Tina Van Loon, UCSB     | 1990 | 157 |
| 8. Cathey Scotlan, PAC     | 1990 | 152 |
| 9. Teri McGrath, PAC       | 1986 | 148 |
| 10. Candace Milton, CP     | 2006 | 147 |
| Lynda Morales, CSUN        | 2007 | 147 |

## Total Blocks

| Player, School          | Year | TB  |
|-------------------------|------|-----|
| 1. Mary Miller, PAC     | 1986 | 221 |
| 2. Kris Morton, SDSU    | 1985 | 220 |
| 3. Kris Morton, SDSU    | 1986 | 219 |
| 4. Suzanne Eagye, UH    | 1986 | 209 |
| 5. Kris Roberts, UCI    | 1988 | 208 |
| 6. Eileen Dempster, PAC | 1984 | 207 |
| 7. Carol Tschaser, CP   | 1985 | 206 |
| 8. Suzanne Eagye, UH    | 1987 | 199 |
| 9. Cathey Scotlan, PAC  | 1988 | 194 |
| Cathey Scotlan, PAC     | 1989 | 194 |

## Block Average

| Player, School             | Year | Avg. |
|----------------------------|------|------|
| 1. Kris Roberts, UCI       | 1986 | 2.08 |
| 2. Kris Roberts, UCI       | 1987 | 1.82 |
| 3. Kris Roberts, UCI       | 1988 | 1.81 |
| 4. Kris Morton, SDSU       | 1985 | 1.75 |
| 5. Angelica Ljungquist, UH | 1995 | 1.73 |
| 6. Cathey Scotlan, PAC     | 1989 | 1.72 |
| 7. Worthy Lien, CP         | 2001 | 1.71 |
| 8. Suzanne Eagye, UH       | 1986 | 1.69 |
| 9. Kari DeSoto, CP         | 1999 | 1.66 |
| 10. Cheryl Weaver, LBSU    | 2000 | 1.62 |
| Worthy Lien, CP            | 2002 | 1.62 |

## Digs

| Player, School             | Year | Digs |
|----------------------------|------|------|
| 1. Leigh Stephenson, UCSB  | 2007 | 650  |
| 2. Emily Hendrickson, UCSB | 2006 | 613  |
| 3. Kristin Jackson, CP     | 2007 | 603  |
| 4. Brenda Waterman, UCI    | 2003 | 600  |
| 5. Maria Reyes, UCSB       | 1989 | 591  |
| 6. Vanessa Vella, CSF      | 2005 | 581  |
| 7. Kristin Jackson, CP     | 2006 | 570  |
| 8. Kristin Nelson, UCSB    | 2004 | 560  |
| 9. Devon Sutherland, UCI   | 2007 | 553  |
| 10. Anja Knutsen, CP       | 1989 | 552  |
| Maria Reyes, UCSB          | 1990 | 552  |

## Dig Average

| Player, School            | Year | Avg. |
|---------------------------|------|------|
| 1. Kristin Nelson, UCSB   | 2004 | 6.09 |
| 2. Vanessa Vella, CSF     | 2006 | 5.38 |
| 3. Talaya Whitfield, LBSU | 2007 | 5.37 |
| 4. Vanessa Vella, CSF     | 2005 | 5.33 |
| Emily Hendrickson, UCSB   | 2006 | 5.33 |
| 6. Kristin Jackson, CP    | 2007 | 5.29 |
| 7. Leigh Stephenson, UCSB | 2007 | 5.24 |
| 8. Kristin Jackson, CP    | 2006 | 5.09 |
| 9. Kristin Jackson, CP    | 2004 | 5.07 |
| 10. Julie Magud, PAC      | 2006 | 5.03 |



*UC Santa Barbara's Kristin Nelson set the single-season Big West record for dig average with a 4.67 dpg mark in 2003, and then broke that record with a 6.09 dpg mark in 2004.*

# MATCH AND SEASON RECORDS

## TEAM

### Highest Hitting Percentage

Match: .657, Hawai'i vs. Cal State Fullerton, 1987  
 Season: .359, Long Beach State, 2001

### Most Kills

Match: 122, Cal Poly vs. San Diego State, 1989  
 Season: 2334, San Diego State, 1986

### Highest Kill Per Game Average

Match: 27.25, UC Irvine vs. Texas-San Antonio, 2000 (109 in 4 games)  
 Season: 18.59, Pacific, 2000

### Most Blocks

Match: 51, Hawai'i vs. Long Beach State, 1986  
 Season: 733, San Diego State, 1986

### Highest Block Per Game Average

Match: 9.67, UC Irvine vs. Hawai'i, 1988  
 Season: 5.66, Fresno State, 1987

### Most Digs

Match: 223, Hawai'i vs. Cal Poly, 1988  
 Season: 2658, Cal Poly, 1988

### Highest Dig Per Game Average

Match: 44.60, Hawai'i vs. Cal Poly, 1988  
 Season: 20.19, Hawai'i, 1988

### Most Aces

Match: 21, San Diego State vs. Long Beach State, 1987  
 Season: 311, San Diego State, 1986

### Highest Ace Per Game Average

Match: 6.67, Cal Poly vs. Centenary, 2001 (20 in 3 games)  
 Season: 2.90, Cal Poly, 1987

### Most Assists

Match: 118, Cal Poly vs. San Diego State, 1989  
 Season: 1988, Long Beach State, 1989

### Highest Assists Per Game Average

Match: 27.25, UC Irvine vs. Texas-San Antonio, 2000

## INDIVIDUAL

### Most Kills

Match: 52, Angelica Jackson, SDSU vs. FSU, 1987  
 Season: 779, Tara Cross, LBSU, 1989  
 Career: 2767, Tara Cross, LBSU, 1986-89

### Highest Kill Per Game Average

Match: 10.4, Angelica Jackson, SDSU vs. FSU (52 in 5 games), 1987  
 Season: 6.36, Tara Cross, LBSU (763 in 120 games), 1988  
 Career: 5.54, Tara Cross, LBSU, 1986-89

### Most Attack Attempts

Match: 109, Tara Cross, LBSU vs. UH, 1986  
 Season: 1868, Kelly Wing, UCI, 2003  
 Career: 5694, Tara Cross, LBSU, 1986-89

### Highest Hitting Percentage

Match: 1.000, Kenyatta Lovelace, UH vs. CSF, 1992  
 1.000, Katie Crawford, UCSB vs. USU, 1997  
 Season: .452, Danielle Scott, LBSU, 1992  
 Career: .421, Danielle Scott, LBSU, 1990-1993

### Most Assists (Since 1985)

Match: 107, Jamie Pilbeam, UCI vs. Texas-San Antonio, 9-7-00  
 Season: 1814, Ashlie Hain, UCI, 2003  
 Career: 6301, Sheri Sanders, LBSU, 1986-89

### Highest Assist Average Per Game (Since 1985)

Match: 26.75, Jamie Pilbeam, UCI vs. Texas-San Antonio, 9-7-00  
 (107 in 4 games)  
 Season: 14.58, Keri Nishimoto, LBSU (1443 in 99 games), 1999  
 Career: 13.07, Ashlie Hain, UCI, 2001-04

### Most Aces

Match: 14, Jackie Mendez, SDSU vs. LBSU, 1987  
 Season: 91, Antoinette White, LBSU, 1990  
 Career: 274, Jackie Mendez, SDSU, 1985-88

### Highest Ace Average Per Game

Match: 3.33, Alicia Mills, LBSU vs. Houston (10 in 3 games), 1990  
 Season: 0.78, Brittany Hochevar, LBSU (84 in 108 games), 2001  
 Career: 0.65, Renee Pankopf, SDSU (166 in 256 games), 1985-86

### Most Blocks

Match: 20, Suzanne Eagye, UH vs. LBSU, 1986  
 Season: 221, Mary Miller, PAC, 1986  
 Career: 734, Cathey Scotlan, PAC, 1987-90

### Most Solo Blocks

Match: 11, Gina DeQuattro, UCSB vs. UNLV, 1984  
 11, Michelle Aguirre, LBSU vs. UCI, 1984  
 Season: 99, Kris Morton, SDSU, 1986  
 Career: 293, Kris Roberts, UCI, 1985-88

### Highest Block Average Per Game

Match: 4.33, Anna-Marie Hammond, UI vs. UCI, 10-28-00 (13 in 3 games)  
 Season: 2.08, Kris Roberts, UCI (177 in 85 games), 1986  
 Career: 1.80, Kris Roberts, UCI, 1985-88

### Most Digs

Match: 45, Teee Williams, UH vs. CP, 1988  
 45, Anja Knutsen, CP vs. UH, 1989  
 Season: 650, Leigh Stephenson, UCSB, 2007  
 Career: 2132, Kristin Jackson, CP, 2004-07

### Highest Dig Average Per Game

Match: 10.33, Julie Magud, PAC vs. Kansas State, 8-27-06  
 (31 in 3 games)  
 Season: 6.09, Kristin Nelson, UCSB (560 in 92 games), 2004  
 Career: 5.06, Vanessa Vella, CSF (1,598 in 316 games), 2004-06

# COACHING RECORDS

## BIG WEST CAREER RECORDS

(sorted by **OVERALL** victories as a Big West coach)

| Coach, School                     | Years | Won | Lost | Pct. |
|-----------------------------------|-------|-----|------|------|
| 1. <b>Brian Gimmillaro, LBSU</b>  | 24    | 656 | 154  | .810 |
| 2. <b>Kathy Gregory, UCSB</b>     | 25    | 584 | 257  | .694 |
| 3. John Dunning, PAC              | 16    | 437 | 102  | .811 |
| 4. Dave Shoji, UH                 | 11    | 302 | 68   | .816 |
| 5. Steve Schlick, CP              | 10    | 154 | 127  | .548 |
| 6. Mike Wilton, CP                | 6     | 143 | 71   | .668 |
| 7. Mike Puritz, UCI               | 12    | 139 | 206  | .403 |
| 8. Rudy Suwara, SDSU              | 5     | 122 | 76   | .616 |
| 9. Charlie Brande, UCI            | 9     | 135 | 134  | .502 |
| 10. Jayne McHugh, PAC             | 5     | 100 | 59   | .629 |
| 11. <b>Carolyn Zimmerman, CSF</b> | 7     | 90  | 119  | .431 |
| 12. <b>Jeff Stork, CSUN</b>       | 7     | 86  | 114  | .430 |
| 13. Dick Montgomery, SJSU         | 4     | 84  | 44   | .656 |
| 14. Craig Choate, SJSU/NMSU       | 6     | 82  | 107  | .434 |
| 15. <b>Jon Stevenson, CP</b>      | 4     | 81  | 33   | .711 |
| 16. Mary Ellen Murchison, CSF     | 10    | 76  | 211  | .265 |
| 17. Debbie Buchanan, UI           | 5     | 74  | 73   | .503 |
| 18. Paul Lenae, NEV               | 5     | 70  | 94   | .427 |
| 29. Sue Gozansky, UCR             | 8     | 68  | 158  | .301 |
| 20. Burt Fuller, USU              | 4     | 61  | 57   | .517 |
| 21. Leilani Overstreet, FSU       | 5     | 59  | 105  | .360 |
| 22. Devin Scruggs, NEV            | 3     | 51  | 37   | .580 |
| 23. Carl Ferreira, UI             | 3     | 48  | 43   | .528 |
| 24. John Corbelli, SJSU           | 3     | 47  | 39   | .547 |
| 25. Gweyn Leabo, NMSU             | 4     | 40  | 80   | .333 |
| 26. Karen Lamb, UNLV              | 2     | 39  | 34   | .534 |
| 37. Charlie Wade, PAC             | 3     | 38  | 46   | .452 |
| 28. Tom Peterson, USU             | 2     | 36  | 22   | .621 |
| Fran Cummings, CSF                | 4     | 36  | 101  | .263 |
| 30. Ginny Alexander, USU          | 4     | 33  | 94   | .260 |
| 31. Taras Liskevych, PAC          | 1     | 32  | 8    | .800 |
| 32. Merja Connolly, UCI           | 4     | 30  | 87   | .256 |
| 33. Darlene Bailey, BSU           | 2     | 29  | 26   | .527 |
| 34. Tom Hilbert, UI               | 1     | 25  | 6    | .807 |
| Jim Huffman, CSF                  | 3     | 25  | 80   | .238 |
| 36. Donna Martin, UNT             | 4     | 23  | 94   | .197 |
| 37. Mike Jordan, NMSU             | 2     | 22  | 37   | .373 |
| 38. Lindy Vivas, FSU              | 1     | 21  | 13   | .618 |
| 39. Mark Rosen, BSU               | 1     | 18  | 9    | .667 |
| Fred Sturm, BSU                   | 2     | 18  | 39   | .316 |
| 41. Lian Lu, CSUN                 | 1     | 15  | 14   | .517 |
| 42. <b>Jamie Holmes, UCD</b>      | 1     | 12  | 17   | .414 |
| 43. Marlon Sano, USU              | 2     | 11  | 54   | .192 |
| 44. David Noble, NMSU             | 1     | 10  | 19   | .345 |
| 45. Steve Carlat, USU             | 2     | 9   | 57   | .136 |
| 46. Mike Waller, BSU              | 1     | 4   | 3    | .571 |
| 47. Steve Walker, UCD             | 1     | 4   | 24   | .143 |
| 48. Leanne Zeek, USU              | 1     | 2   | 28   | .067 |

**Bold** denotes active coach

## BIG WEST CONFERENCE CAREER RECORDS

(sorted by **CONFERENCE** victories as a Big West coach)

| Coach, School                     | Years | Won | Lost | Pct. |
|-----------------------------------|-------|-----|------|------|
| 1. <b>Brian Gimmillaro, LBSU</b>  | 24    | 321 | 87   | .787 |
| 2. <b>Kathy Gregory, UCSB</b>     | 25    | 307 | 111  | .734 |
| 3. John Dunning, PAC              | 16    | 230 | 46   | .833 |
| 4. Dave Shoji, UH                 | 11    | 165 | 31   | .841 |
| 5. Steve Schlick, CP              | 10    | 84  | 82   | .506 |
| 6. Charlie Brande, UCI            | 9     | 69  | 79   | .466 |
| 7. Jayne McHugh, PAC              | 5     | 57  | 29   | .663 |
| 8. Mike Puritz, UCI               | 12    | 56  | 148  | .275 |
| 9. Mike Wilton, CP                | 6     | 55  | 41   | .573 |
| 10. <b>Jon Stevenson, CP</b>      | 4     | 49  | 11   | .817 |
| 11. <b>Jeff Stork, CSUN</b>       | 7     | 47  | 67   | .412 |
| 12. Rudy Suwara, SDSU             | 5     | 45  | 43   | .511 |
| 13. Dick Montgomery, SJSU         | 4     | 40  | 32   | .556 |
| 14. Craig Choate, SJSU/NMSU       | 6     | 39  | 69   | .361 |
| 15. Debbie Buchanan, UI           | 5     | 37  | 51   | .420 |
| 16. <b>Carolyn Zimmerman, CSF</b> | 7     | 36  | 58   | .383 |
| 17. Burt Fuller, USU              | 4     | 34  | 38   | .472 |
| 18. Paul Lenae, NEV               | 5     | 33  | 55   | .375 |
| 19. Mary Ellen Murchison, CSF     | 10    | 30  | 140  | .177 |
| 20. John Corbelli, SJSU           | 3     | 28  | 26   | .519 |
| 21. Devin Scruggs, NEV            | 3     | 27  | 21   | .563 |
| 22. Carl Ferreira, ID             | 3     | 25  | 23   | .521 |
| 23. Gweyn Leabo, NMSU             | 4     | 23  | 47   | .329 |
| 24. Charlie Wade, PAC             | 3     | 22  | 24   | .478 |
| 25. Tom Peterson, USU             | 2     | 21  | 11   | .656 |
| Leilani Overstreet, FSU           | 5     | 21  | 69   | .233 |
| Sue Gozansky, UCR                 | 8     | 21  | 111  | .159 |
| 28. Darlene Bailey, BSU           | 2     | 15  | 11   | .577 |
| 29. Ginny Alexander, USU          | 4     | 14  | 52   | .212 |
| 30. Tom Hilbert, ID               | 1     | 13  | 3    | .813 |
| 31. Mark Rosen, BSU               | 1     | 11  | 5    | .688 |
| 32. Lindy Vivas, FSU              | 1     | 10  | 8    | .556 |
| Mike Jordan, NMSU                 | 2     | 10  | 22   | .313 |
| Merja Connolly, UCI               | 4     | 10  | 54   | .156 |
| 35. Lian Lu, CSUN                 | 1     | 8   | 10   | .444 |
| Fred Sturm, BSU                   | 2     | 8   | 24   | .250 |
| Jim Huffman, CSF                  | 3     | 8   | 46   | .148 |
| 38. Taras Liskevych, PAC          | 1     | 6   | 2    | .750 |
| David Noble, NMSU                 | 1     | 6   | 10   | .375 |
| Karen Lamb, UNLV                  | 2     | 6   | 18   | .250 |
| Donna Martin, UNT                 | 4     | 6   | 58   | .094 |
| 42. Marlon Sano, USU              | 2     | 5   | 31   | .139 |
| 43. Mike Waller, BSU              | 1     | 4   | 2    | .667 |
| <b>Jamie Holmes, UCD</b>          | 1     | 4   | 12   | .250 |
| 45. Steve Carlat, USU             | 2     | 3   | 33   | .083 |
| Fran Cummings, CSF                | 4     | 3   | 67   | .043 |
| 46. Leanne Zeek, USU              | 1     | 2   | 28   | .067 |
| 48. Steve Walker, UCD             | 1     | 1   | 15   | .063 |

**Bold** denotes active coach

## OVERALL DIVISION I CAREER RECORDS

(active Big West coaches only listed by most wins)

| Coach                     | Years                               | W   | L   | T | Pct. |
|---------------------------|-------------------------------------|-----|-----|---|------|
| 1. Kathy Gregory, UCSB    | 34                                  | 809 | 362 | 0 | .691 |
| 2. Brian Gimmillaro, LBSU | 24                                  | 656 | 154 | 0 | .810 |
| 3. Jon Stevenson, CP      | 9                                   | 164 | 100 | 0 | .621 |
| 4. Jeff Stork, CSUN       | 8                                   | 108 | 120 | 0 | .474 |
| 5. Carolyn Zimmerman, CSF | 7                                   | 90  | 119 | 0 | .431 |
| 6. Jamie Holmes, UCD      | 2                                   | 32  | 37  | 0 | .464 |
| 7. David Johnson, PAC     | 2009 marks first season in Big West |     |     |   |      |
| 8. Ron Larsen, UCR        | 2009 marks first season in Big West |     |     |   |      |
| 9. Paula Weishoff, UCI    | 2009 marks first season in Big West |     |     |   |      |

2009 BIG WEST VOLLEYBALL

**Most Conference Wins**

|      |                  |      |
|------|------------------|------|
| 1988 | Hawai'i          | 18-0 |
| 1992 | Long Beach State | 18-0 |
| 1995 | Hawai'i          | 18-0 |
| 2001 | Long Beach State | 18-0 |
| 2002 | UC Santa Barbara | 18-0 |
| 1986 | Pacific          | 17-1 |
| 1987 | Hawai'i          | 17-1 |
| 1989 | Hawai'i          | 17-1 |
| 1991 | Long Beach State | 17-1 |
| 1993 | Long Beach State | 17-1 |
| 1993 | UC Santa Barbara | 17-1 |
| 1997 | Long Beach State | 16-0 |
| 1998 | Long Beach State | 16-0 |
| 1987 | Pacific          | 16-2 |
| 1990 | Hawai'i          | 16-2 |
| 1992 | Pacific          | 16-2 |
| 1994 | Long Beach State | 16-2 |
| 2004 | UC Santa Barbara | 16-2 |
| 1985 | Pacific          | 15-1 |
| 1996 | Long Beach State | 15-1 |
| 1999 | Pacific          | 15-1 |
| 2000 | Pacific          | 15-1 |
| 2007 | Cal Poly         | 15-1 |
| 1986 | Hawai'i          | 15-3 |
| 1990 | UC Santa Barbara | 15-3 |
| 1991 | Hawai'i          | 15-3 |
| 1991 | Pacific          | 15-3 |
| 1994 | Hawai'i          | 15-3 |
| 1995 | UC Santa Barbara | 15-3 |
| 2001 | Pacific          | 15-3 |
| 2002 | Long Beach State | 15-3 |

**Highest Winning Percentage**

|                           |                  |      |       |
|---------------------------|------------------|------|-------|
| <b>Conference Matches</b> |                  |      |       |
| 1988                      | Hawai'i          | 18-0 | 1.000 |
| 1992                      | Long Beach State | 18-0 | 1.000 |
| 1995                      | Hawai'i          | 18-0 | 1.000 |
| 2001                      | Long Beach State | 18-0 | 1.000 |
| 2002                      | UC Santa Barbara | 18-0 | 1.000 |
| 1997                      | Long Beach State | 16-0 | 1.000 |
| 1998                      | Long Beach State | 16-0 | 1.000 |
| 1986                      | Pacific          | 17-1 | .944  |
| 1987                      | Hawai'i          | 17-1 | .944  |
| 1989                      | Hawai'i          | 17-1 | .944  |
| 1991                      | Long Beach State | 17-1 | .944  |
| 1993                      | Long Beach State | 17-1 | .944  |
| 1993                      | UC Santa Barbara | 17-1 | .944  |
| 1985                      | Pacific          | 15-1 | .938  |
| 1996                      | Long Beach State | 15-1 | .938  |
| 1999                      | Pacific          | 15-1 | .938  |
| 2000                      | Pacific          | 15-1 | .938  |
| 2007                      | Cal Poly         | 15-1 | .938  |
| 2006                      | Cal Poly         | 13-1 | .929  |
| 1987                      | Pacific          | 16-2 | .889  |
| 1990                      | Hawai'i          | 16-2 | .889  |
| 1992                      | Pacific          | 16-2 | .889  |
| 1994                      | Long Beach State | 16-2 | .889  |
| 2004                      | UC Santa Barbara | 16-2 | .889  |

|                           |                  |      |       |
|---------------------------|------------------|------|-------|
| <b>Overall Percentage</b> |                  |      |       |
| 1998                      | Long Beach State | 36-0 | 1.000 |
| 2001                      | Long Beach State | 33-1 | .971  |
| 1995                      | Hawai'i          | 31-1 | .969  |
| 1987                      | Hawai'i          | 37-2 | .949  |
| 1991                      | Long Beach State | 36-2 | .947  |
| 1997                      | Long Beach State | 33-2 | .943  |
| 1993                      | Long Beach State | 32-2 | .941  |
| 1986                      | Pacific          | 39-3 | .929  |
| 1985                      | Pacific          | 36-3 | .923  |
| 1988                      | Hawai'i          | 33-3 | .922  |

|      |                  |      |      |
|------|------------------|------|------|
| 1996 | Long Beach State | 33-3 | .917 |
| 1999 | Pacific          | 32-3 | .914 |
| 2002 | UC Santa Barbara | 30-3 | .909 |
| 1992 | Long Beach State | 30-3 | .909 |
| 1989 | Hawai'i          | 29-3 | .906 |
| 1999 | Long Beach State | 31-4 | .886 |
| 1987 | Pacific          | 30-4 | .882 |
| 1993 | UC Santa Barbara | 28-4 | .875 |
| 2000 | Pacific          | 28-4 | .875 |
| 2002 | Long Beach State | 28-4 | .875 |
| 1989 | Long Beach State | 32-5 | .865 |
| 1997 | UC Santa Barbara | 32-5 | .865 |
| 1991 | Hawai'i          | 25-4 | .862 |
| 2004 | UC Santa Barbara | 24-4 | .857 |
| 1989 | Pacific          | 29-5 | .853 |

**Most Wins - Single Season**

|                       |                  |      |  |
|-----------------------|------------------|------|--|
| <b>30-Win Seasons</b> |                  |      |  |
| 1986                  | Pacific          | 39-3 |  |
| 1987                  | Hawai'i          | 37-2 |  |
| 1986                  | San Diego State  | 37-9 |  |
| 1998                  | Long Beach State | 36-0 |  |
| 1991                  | Long Beach State | 36-2 |  |
| 1985                  | Pacific          | 36-3 |  |
| 2001                  | Long Beach State | 33-1 |  |
| 1997                  | Long Beach State | 33-2 |  |
| 1996                  | Long Beach State | 33-3 |  |
| 1988                  | Hawai'i          | 33-3 |  |
| 1984                  | Cal Poly         | 33-7 |  |
| 1999                  | Pacific          | 32-3 |  |
| 1989                  | Long Beach State | 32-5 |  |
| 1997                  | UC Santa Barbara | 32-5 |  |
| 1984                  | Pacific          | 32-8 |  |
| 1995                  | Hawai'i          | 31-1 |  |
| 1999                  | Long Beach State | 31-4 |  |
| 1986                  | Hawai'i          | 31-7 |  |
| 1990                  | UC Santa Barbara | 31-7 |  |
| 1985                  | Cal Poly         | 31-8 |  |
| 1993                  | Long Beach State | 30-2 |  |
| 2002                  | UC Santa Barbara | 30-3 |  |
| 1992                  | Long Beach State | 30-3 |  |
| 1987                  | Pacific          | 30-4 |  |
| 1990                  | Pacific          | 30-7 |  |

|                       |                  |       |  |
|-----------------------|------------------|-------|--|
| <b>20-Win Seasons</b> |                  |       |  |
| 1989                  | Hawai'i          | 29-3  |  |
| 1989                  | Pacific          | 29-5  |  |
| 1990                  | Long Beach State | 29-9  |  |
| 1999                  | UC Santa Barbara | 29-6  |  |
| 1986                  | San Jose State   | 28-7  |  |
| 1990                  | Hawai'i          | 28-6  |  |
| 1993                  | UC Santa Barbara | 28-4  |  |
| 1994                  | UC Santa Barbara | 28-7  |  |
| 1998                  | UC Santa Barbara | 28-6  |  |
| 2000                  | Pacific          | 28-4  |  |
| 2001                  | Pacific          | 28-8  |  |
| 2002                  | Long Beach State | 28-4  |  |
| 1992                  | Pacific          | 27-6  |  |
| 1994                  | Long Beach State | 27-6  |  |
| 1985                  | Hawai'i          | 26-13 |  |
| 1985                  | UC Santa Barbara | 26-17 |  |
| 1988                  | Long Beach State | 26-7  |  |
| 1988                  | San Diego State  | 26-12 |  |
| 1995                  | UC Santa Barbara | 26-9  |  |
| 1996                  | Pacific          | 26-7  |  |
| 1998                  | Pacific          | 26-6  |  |
| 2000                  | UC Santa Barbara | 26-8  |  |
| 2006                  | Long Beach State | 26-6  |  |
| 2007                  | Long Beach State | 26-7  |  |
| 2008                  | Long Beach State | 26-6  |  |
| 1985                  | San Diego State  | 25-20 |  |
| 1987                  | Long Beach State | 25-14 |  |
| 1991                  | Hawai'i          | 25-4  |  |

|      |                  |       |
|------|------------------|-------|
| 1994 | Hawai'i          | 25-5  |
| 1996 | Idaho            | 25-6  |
| 2005 | Long Beach State | 25-7  |
| 1986 | UC Santa Barbara | 24-12 |
| 1987 | UC Santa Barbara | 24-16 |
| 1991 | Pacific          | 24-5  |
| 2000 | Long Beach State | 24-8  |
| 2004 | UC Santa Barbara | 24-4  |
| 2004 | Long Beach State | 24-7  |
| 1992 | UC Santa Barbara | 23-8  |
| 1994 | Pacific          | 23-7  |
| 1994 | San Jose State   | 23-12 |
| 1996 | UC Santa Barbara | 23-9  |
| 1997 | Pacific          | 23-9  |
| 2003 | UC Irvine        | 23-9  |
| 2006 | Cal Poly         | 23-6  |
| 2007 | Cal Poly         | 23-8  |
| 1988 | Pacific          | 22-13 |
| 1989 | UC Santa Barbara | 22-13 |
| 1991 | UC Santa Barbara | 22-9  |
| 1995 | Long Beach State | 22-10 |
| 1998 | Nevada           | 22-7  |
| 2000 | Utah State       | 22-10 |
| 1986 | Cal Poly         | 21-16 |
| 1987 | San Jose State   | 21-10 |
| 1988 | San Jose State   | 21-14 |
| 1990 | San Jose State   | 21-8  |
| 1991 | Fresno State     | 21-13 |
| 1993 | Pacific          | 21-10 |
| 1995 | Pacific          | 21-9  |
| 2005 | UC Santa Barbara | 21-9  |
| 2007 | UC Irvine        | 21-11 |
| 1984 | UC Santa Barbara | 20-18 |
| 1988 | Cal Poly         | 20-14 |
| 1997 | Boise State      | 20-12 |
| 1999 | Cal Poly         | 20-9  |
| 2001 | Utah State       | 20-11 |

**Win-Loss Superlatives**

|  |  |
|--|--|
| <b>Most Matches Won</b>  |  |
| 39, Pacific, 1986  |  |
| <b>Most Big West Matches Won</b>                               |  |
| 18, UC Santa Barbara, 2002                                     |  |
| 18, Long Beach State, 2001                                     |  |
| 18, Hawai'i, 1995  |  |
| 18, Long Beach State, 1992                                     |  |
| 18, Hawai'i, 1988  |  |
| <b>Most Consecutive Matches Won</b>                            |  |
| 42, Long Beach State (36 in '98, 6 in '99), 1998-99            |  |
| <b>Most Consecutive Big West Matches Won</b>                   |  |
| 38, Hawai'i (16 in '89, 18 in '88, 4 in '87), 1987-89          |  |
| 38, Long Beach State (8 in '93, 18 in '92, 12 in '91), 1991-93 |  |
| <b>Most Matches Lost</b>                                       |  |
| 30, Cal State Fullerton, 1990                                  |  |
| 30, New Mexico State, 1990                                     |  |
| 30, Utah State, 1995   |  |
| <b>Most Big West Matches Lost</b>                              |  |
| 18, Cal State Fullerton, 1988 and 1993                         |  |
| 18, Utah State, 1991   |  |
| 18, Utah State, 1995   |  |
| <b>Most Consecutive Matches Lost</b>                           |  |
| 32, Utah State (2 in '94, 30 in '95)                           |  |
| <b>Most Consecutive Big West Matches Lost</b>                  |  |
| 37, Utah State (4 in '90, 18 in '91, 15 in '92), 1990-92       |  |
| <b>Overall Winning Percentage</b>                              |  |
| 1.000 (36-0), Long Beach State, 1998                           |  |