

Table of Contents

2006 Women's Volleyball Media Guide

The Big West Conference

School Directory	IFC
This is Big West Volleyball.....	2-3
Big West Commissioner/Staff.....	4-5
Big West History	6-7
Composite Schedule	8-9
News and Notes	10

The Teams

Cal Poly	12-13
Cal State Fullerton.....	14-15
Cal State Northridge.....	16-17
Long Beach State.....	18-19
UC Irvine.....	20-21
UC Riverside	22-23
UC Santa Barbara	24-25
Pacific.....	26-27
Player Career Stats	28

2005 In Review

Standings/In the Polls/NCAA Tournament Results	30
Players of the Week	30
All-Conference/All-Academic Teams	31
Team and Individual Statistics	32
Superlatives.....	33
Notes/Big West All-Americans/Big West in NCAA Statistics	34

Big West History

Yearly Team/Individual Leaders.....	36-37
Yearly Standings.....	38-39
Composite Standings	39
All-Big West Teams	40-42
All-Freshmen Teams.....	43
Players of the Year	44
Freshmen of the Year	44
Coaches of the Year	44
Repeat All-Big West Selections	44
Players of the Week	45
National Honors.....	46
Final Polls	47-48
NCAA Tournament.....	49-51
Series and Streaks	52
Postseason History.....	53
Career Leaders.....	54-55
Season Leaders	56-57
Match and Season Records	58
Coaching Records.....	59
Miscellaneous Records/Best of Big West.....	60



Big West Sports Sponsorships

The Big West Conference sponsors 17 sport championships:

Men - Soccer, Cross Country, Basketball, Swimming & Diving, Baseball, Golf, Tennis and Track & Field.

Women - Soccer, Cross Country, Volleyball, Basketball, Swimming & Diving, Softball, Golf, Tennis and Track & Field.

Media Services

Accessing Information

The Big West Conference utilizes e-mail, the fax machine, the conference website, and the U.S. Postal Service to distribute information. If you would like to receive Big West weekly releases via any of the methods listed above, please contact the conference office at (949) 261-2525 or send an e-mail to Julie St.Cyr at: jstcyr@bigwest.org. Weekly releases will be posted to the the Big West's website each Monday during the women's volleyball season.

Players Of The Week

The Big West Conference names a Player of the Week each Monday through the regular season. Nominations and selections for the awards are made each week by the league's sports information directors. Each weekly honoree is then nominated for the American Volleyball Coaches Association (AVCA) National Player of the Week award.

Big West Information Department

The Big West Information Department staff can be reached at (949) 261-2525. Mike Villamor is the conference's Information Director and Julie St.Cyr (volleyball contact) and Chris Hagraves are the assistant information directors. The office fax machine is (949) 261-2528.

Memo To The Media

The 2006 Big West Conference Women's Volleyball Media Guide has been prepared to assist the media in its coverage of Big West volleyball. Those in need of additional information or further clarification on Big West volleyball or any other conference sport are encouraged to contact the Big West Information Department.

Credits

The 2006 Big West Conference Women's Volleyball Media Guide is published by the Big West Conference Office. The guide was written and designed by Julie St.Cyr, assistant information director. Editorial assistance by Jody McRoberts and Mike Villamor. Cover design by Julie St.Cyr. Special thanks to the Sports Information Directors and their staffs for helping on this project. Photos appear courtesy of the sports information directors. Printing by Christian Printing, Chino Hills, Calif.

www.bigwest.org

All of the latest Big West information can be conveniently found on the conference website at www.bigwest.org. For the latest standings, statistics, notes, schedule information and to find information on your favorite Big West team, please visit our site.

Big West Conference



**Cal Poly • Cal State Fullerton • Cal State Northridge • Long Beach State
UC Irvine • UC Riverside • UC Santa Barbara • Pacific**

THE BIG WEST CONFERENCE **The Nation's Premier Volleyball Conference**

The Big West has established an impeccable pedigree in the sport of women's volleyball entering its 23rd season of conference sponsorship.

SIX national championships. EIGHT national Players of the Year. Over ONE HUNDRED All-America awards. THREE National Coaches of the Year. Since 1984, the Big West Conference has enjoyed unparalleled success in the sport of women's volleyball and has positioned itself as the nation's elite conference.

The Big West has sent a representative to the Final Four in 14 of its 22 years as a volleyball conference. In 2001, Long Beach State earned its eighth trip to the Final Four and reached the national championship match for the fourth time. The Big West dominated post-season play from 1998-2004 with the conference sending at least four schools to the NCAA Tournament. The Big West has only sent less than three teams to the NCAA Tournament once (2005).

UC Santa Barbara is one of only three programs in the entire nation to have competed in all 25 NCAA Tournaments. In addition, Big West schools have tallied an impressive 97-55 record (.638) against non-conference opponents all-time in the NCAA Tournament.

In 1999, the Big West comprised half of the contingent at the Final Four in Honolulu, Hawai'i with the presence of Long Beach State and Pacific. It marked the first time since 1994 that two teams from the same conference competed at the prestigious event.

The alumni who have competed in the Big West reads like a Who's Who of volleyball superstars. Long Beach State's Misty May, a two-time NCAA Player of the Year, is widely considered the best collegiate volleyball player ever. She is now known as one of the world's top beach players. Long Beach State's Tara Cross and Danielle Scott, and Pacific's Elaina Oden have contributed greatly to the success of the United States Olympic Team in indoor volleyball. The conference was represented in the 2004 Olympic Games in Athens, Greece by the LBSU trio of Tara Cross, Danielle Scott and Tayyiba Haneef.

The quality of coaching in the Big West is top notch. Two of the nation's all-time winningest coaches are in the Big West – Long Beach State's Brian Gimmillaro and UC Santa Barbara's Kathy Gregory. Gimmillaro's .811 career winning percentage ranks sixth all-time among active coaches, while Gregory is one of seven coaches in NCAA history to surpass the 700-win career mark.



is home to...since 1984



6 National Championships



8 National Players Of The Year



Over 100 All-America Honorees



3 National Coaches Of The Year



Big West Conference

Big West All-Americans

AVCA All-Americans since 1984 • 1st, 2nd or 3rd team in parentheses

Tita Ahuna, Hawaii
1985 (2nd), '86 (2nd)

Danielle Bauer, UC Santa Barbara
2002 (1st)

Melanie Beckenhauer, Pacific
1990 (1st), '91 (1st)

Judy Bellomo, UC Santa Barbara
1987 (1st)

Dede Bodnar, Cal Poly
1985 (2nd)

Cheri Boyer, Hawaii
1990 (1st), '91 (2nd)

Ellen Bugalski, Cal Poly
1985 (1st)

Nichelle Burton, Long Beach State
1992 (2nd), '93 (1st), '94 (1st)

Sacha Caldemeyer, Pacific
1996 (2nd)

Martina Cincerova, Hawaii
1988 (2nd)

Katie Crawford, UC Santa Barbara
1997 (1st)

Alexis Crimes, Long Beach State
2004 (3rd)

Tara Cross, Long Beach State
1986 (1st), '87 (2nd), '88 (1st), '89 (1st)

Traci Dahl, Long Beach State
1994 (2nd)

Eileen Dempster, Pacific
1984 (1st)

Benishe Dillard, Long Beach State
1997 (2nd), '98 (2nd)

Suzanne Eagye, Hawaii
1986 (1st), '87 (1st)

Krissy Fifer, Pacific
1989 (1st), '90 (2nd)

Jennifer Fopma, Cal State Northridge
2003 (3rd)

Ana Elisa Franca, UC Santa Barbara
1993 (2nd)

Malin Fransson, Hawaii
1991 (2nd)

Roberta Gehlke, UC Santa Barbara
1997 (2nd), '98 (2nd), '99 (1st)

Kara Gormsen, Pacific
2000 (1st)

Tayyiba Haneef, Long Beach State
2001 (1st)

Michelle Hansen, Cal Poly
1989 (2nd)

Sabrina Hernandez, Long Beach State
1991 (2nd), '92 (1st)

Liz Hert, Pacific
1987 (1st)

Brittany Hochevar, Long Beach State
2002 (2nd)

Lisa Ice, San Jose State
1986 (1st)

Angelica Jackson, San Diego State
1987 (2nd)

Diana Jessie, Hawaii
1987 (2nd)

Charlotte Johansson, Pacific
1992 (2nd), '93 (2nd), '94 (1st)

Jennifer Joines, Pacific
2000 (2nd), '01 (2nd), '02 (2nd), '03 (1st)

Sharon Kasser, Pacific
1991 (2nd)

Angelica Ljungquist, Hawaii
1993 (2nd), '94 (2nd), '95 (1st)

Kathie Luedeke, UC Santa Barbara
1985 (1st)

Julie Maginot, Pacific
1984 (1st), '85 (2nd)

Misty May, Long Beach State
1997 (1st), '98 (1st)

Teri McGrath, Pacific
1986 (2nd), '87 (1st)

Joy McKenzie, Long Beach State
1993 (2nd)

Jackie Mendez, San Diego State
1988 (2nd)

Mary Miller, Pacific
1986 (2nd)

Charlotte Mitchel, UC Santa Barbara
1986 (2nd)

Kris Morton, San Diego State
1986 (1st)

Robyn Ah Mow, Hawaii
1995 (1st)

Brooke Niles, UC Santa Barbara
2002 (3rd)

Keri Nishimoto, Long Beach State
2001 (2nd)

Elaina Oden, Pacific
1985 (1st), '86 (1st), '89 (2nd)

Maria Reyes, UC Santa Barbara
1990 (2nd)

Brooke Rundle, UC Santa Barbara
2000 (2nd)

Sheri Sanders, Long Beach State
1989 (1st)

Jan Saunders, Pacific
1984 (1st)

Brita Schwerm, Long Beach State
1995 (1st)

Cathy Scotlan, Pacific
1990 (1st)

Danielle Scott, Long Beach State
1991 (1st), '92 (1st), '93 (1st)

Elsa Stegemann, Pacific
1998 (1st), '99 (1st)

Elisha Thomas, Long Beach State
2002 (3rd)

Karrie Trieschman, Hawaii
1989 (1st), '90 (1st)

Anna Vorwerk, Hawaii
1988 (2nd)

Cheryl Weaver, Long Beach State
1999 (1st), '00 (1st), '01 (1st)

Antoinette White, Long Beach State
1990 (2nd), '91 (1st)

Kee Williams, Hawaii
1991 (1st)

Tee Williams-Sanders, Hawaii
1987 (1st), '88 (1st), '89 (1st)

Kelly Wing, UC Irvine
2003 (3rd), '04 (2nd)

Best Of The Big West

National Championships


School	Year
Long Beach State	1998
Long Beach State	1993
Long Beach State	1989
Hawaii	1987
Pacific	1986
Pacific	1985

AVCA National Player of the Year

Player (school)	Year
Misty May (LBSU)	1997, 98
Danielle Scott (LBSU)	1993
Antoinette White (LBSU)	1991
Tee Williams (UH)	1987, 89
Tara Cross (LBSU)	1988, 89


Big West Alumni on USA Olympic Volleyball Teams

Robyn Ah Mow (indoor) Hawaii
Heather Brown (indoor) UC Santa Barbara
Tara Cross (indoor) Long Beach State
Tayyiba Haneef (indoor) Long Beach State
Misty May (beach) Long Beach State
Elaina Oden (indoor) Pacific
Tee Williams-Sanders (indoor) Hawaii
Danielle Scott (indoor) Long Beach State



Former Long Beach State star, Misty May, earned All-America honors in 1997 and 1998 while representing the Big West Conference. She has continued her career both on the professional circuit and as an Olympian.

Big West Staff



Dennis Farrell

Commissioner

27th Season

The 2005-06 academic year marks the 15th year in Dennis Farrell's tenure as commissioner of the Big West Conference, but twenty-seventh season on staff. He is the fourth full-time commissioner in the 36-year history of the Big West, following Jess Hill (1972-78), Lew Cryer (1978-88) and Jim Haney (1988-92).

Prior to assuming the role of commissioner on July 1, 1992, Farrell served the conference in various capacities as an assistant/associate commissioner since joining the conference in 1980. During his Big West tenure, Farrell has acted as the primary rule interpreter, championship administrator, schedule coordinator and director of the league's successful postseason basketball tournament.

Farrell has been active in representing the Big West on both the national and regional level. From 1994 to 1997 he served on the important NCAA Council and from 1991 to 1997 he sat on the NCAA Two-Year College Relations Committee (including serving as its chair from 1992 to 1995). He currently serves as the Division I-AAA Vice President of the Collegiate Commissioners Association and is chair of the NCAA Baseball Issues Committee. Farrell also is presently a member of the Los Angeles Sports Council which is active in securing, marketing and administering major athletic events for the Southern California area.

Before joining the Big West, Farrell was the sports information director for nearly three years at Saddleback Community College in Mission Viejo, Calif. A 1974 graduate of San Diego State University, Farrell worked for the Daily Californian newspaper in El Cajon and radio station KDEO while attending college. From 1975 to 1977, he was employed as sports editor of the Saddleback Valley News in Mission Viejo. He also worked in the sports department of the Orange County edition of the Los Angeles Times.

Farrell and his wife, Charlene, reside in Coto de Caza with their sons, Timothy and Michael.



Rob Halvaks

**Senior Associate
Commissioner**

15th Season

Rob Halvaks is in his 15th season with the conference office. Halvaks is responsible for office and financial administration, is the tournament director for the Big West Men's and Women's Basketball Tournament, and has sports management responsibilities for men's and women's basketball and baseball. Halvaks is a member of the NCAA Division I Championships/Competition Cabinet. He is also the conference's staff liaison to the Mountain Pacific Sports Federation.

Halvaks is a faculty member in the University of San Francisco's Sport Management Graduate Program.

Prior to joining the Big West staff, Halvaks served as the associate executive director of the Orange County Sports Association (1989-1992), which annually produced the Disneyland Pigskin Classic and the Freedom Bowl at Anaheim Stadium. Halvaks was a member of the athletics department staff at UC Irvine from 1979 to 1989, serving in a variety of positions, including sports information director, business manager and senior associate athletics director.

A 1975 graduate of the University of Michigan with a Bachelor's in Communications, Halvaks earned a 1979 Master's in Sports Administration from Ohio University. He served a year (1978) as assistant sports information director at Georgia Tech.

Halvaks and his wife, Jill, reside in Irvine with their sons, Brett and Ryan.



Jody McRoberts

**Associate
Commissioner**

24th Season

Jody McRoberts is in her 24th year as a member of the Big West office staff. McRoberts was elevated to associate commissioner in the summer of 2002. She serves as the conference's senior woman administrator, scheduling coordinator for the association's round robin sports, and editor of the conference manual and media publications.

McRoberts functions as the league's meeting planner, is the league's primary administrator for men's and women's soccer and softball, and handles the conference awards program.

On the national front, she has served on the NCAA Division I Women's Soccer Committee.

Before arriving at the Big West offices, McRoberts was an assistant sports information director at UC Irvine (1982-83). She began her tenure with the Big West in 1983 as a publications assistant, and served as the league's information director from 1984 to 1990.

McRoberts earned a Bachelor's degree in English from Ohio University in 1982.

She and her husband, Lance, live in Lake Forest with their sons, Colin and Beau.



Mike Daniels

**Assistant
Commissioner**

9th Season

Mike Daniels is in his ninth year with the conference office. He was elevated to assistant commissioner in 2002 for marketing and championships after serving as the league's information director for four years.

Daniels coordinates the conference's television and basketball tournament marketing program. He is responsible for promoting the tournament to Big West constituency groups as well.

In addition, he serves as the Operating Manager for the Big West Basketball Tournament and is the conference's primary administrator for Cross Country, Swimming, Golf, Tennis and Track and Field. He also oversees the conference's website and information technology.

Prior to joining the Big West, Daniels was the Assistant SID at the University of San Diego for three years, worked a year as the Media Relations Director for the Rocky Mountain Athletic Conference and worked in the UC San Diego sports information office for three years. Daniels also was an intern with the San Diego Chargers football organization from 1991-92.

A native southern Californian, Daniels graduated from the University of California, San Diego in 1993 with a Bachelor's degree in Communications and Political Science. In 1997, he received his MBA from San Diego State University.

Daniels and his wife, Julie, live in Aliso Viejo with their son Zachary.



Big West President
Dr. Tony Norman
UC Riverside



Big West Vice President
Dr. Ken Walker
Cal Poly



Administrative Liaison
Cindy Spiro
Pacific



Supervisor of Officials
John Martin

Big West Staff



Erica Satterfield

**Assistant
Commissioner**

7th Season

Erica Satterfield is in her seventh year with the conference office, recently getting promoted to the position of Assistant Commissioner for Compliance.

Satterfield's responsibilities include coordinating the review of student-athlete eligibility and institutional compliance, along with rules education of the members, and is the primary Big West/NCAA rule interpreter. She also is the league's administrator for women's volleyball.

Satterfield graduated from UC Santa Barbara in 2000 with a Bachelor's degree in Business Economics.

Satterfield served as an intern in the conference office for two summers before taking on her full-time position. She also worked in the UCSB athletic department as a student assistant in marketing and promotions. Satterfield also has done some work for Antelope Valley College, compiling a Title IX Self Study report.

Satterfield lives in Long Beach.



Mike Villamor

**Information
Director**

10th Season

Mike Villamor is in his 10th year with the Big West and fourth as the league's information director.

His role with the conference includes overseeing and coordinating all media relations projects. In addition, his sports responsibilities are women's soccer, men's basketball, golf and tennis, producing annual publications and weekly press releases for each sport. He also handles the layout of the Big West Basketball Tournament program and the Media Directory.

Villamor serves as the Media Coordinator for the Big West Basketball Tournament.

A native of Sacramento, Calif., Villamor graduated from Santa Clara in 1994 with a degree in Communications. He joined the Big West staff after serving as a public relations assistant for the West Coast Conference for one year. He also was the media relations director of the San Jose Grizzlies of the Continental Indoor Soccer League during the 1995 season. Villamor worked as a game-night media relations assistant for the San Jose Sharks (NHL) and San Jose SaberCats (AFL). While at Santa Clara, he was the sports editor of the Santa Clara student newspaper.

Villamor resides in Irvine.



Julie St.Cyr

**Asst. Information
Director**

2nd Season

Julie St.Cyr begins her second season with the Big West, serving as the league's assistant information director.

Her duties with the conference include assisting in all media relations projects and helping to maintain the Big West official website. In addition, her sports responsibilities are baseball, women's basketball, volleyball and swimming & diving.

Prior to her arrival at the Big West, St.Cyr worked for three years at Cape Fear Community College as the Assistant Student Activities and Athletics Coordinator and was the primary sports information contact. She also spent four years at South Carolina as the Publications Coordinator and was the contact for men's golf and men's soccer while overseeing women's soccer and cross country. St.Cyr has won 26 CoSIDA publications awards in her career.

St.Cyr, a member of CoSida and NCBWA, also spent time in the Georgia State and Colorado State sports information offices and has interned with the Denver Broncos.

St.Cyr graduated from Colorado State in 1998 with a degree in Technical Journalism/Public Relations. In 2001, she received her Master's in Sports Management from Georgia State.

St.Cyr resides in Huntington Beach.



Chris Hargraves

**Asst. Information
Director**

1st Season

Chris Hargraves enters his first season as an assistant information director for the Big West Conference. His sports responsibilities include men's soccer, cross country, track & field and softball, while also assisting in media guide production and website maintenance.

Prior to his move to the Big West, he served as the Mid-Continent Conference media relations assistant for the 2005-06 school year.

Hargraves graduated from the University of Rochester (N.Y.) in May 2005 with a Bachelor's degree in political science and a minor in religion. As an undergraduate student, he worked in the Sports Information Department for four years covering 10 different sports. Hargraves served in a number of capacities during his tenure at the University of Rochester, including a stint as a media contact for the 2005 Division III Men's Basketball Final Four in Salem, Va.

He was also a member of the Yellow Jackets football team for four years. During that time, he amassed three varsity letters to go along with All-Rookie and All-UAA selections.



Patricia Sampson

**Administrative
Assistant**

20th Season

Patricia Sampson is in her 19th year with the conference office, serving as an administrative assistant.

Sampson's responsibilities include handling all billing and financial records. She also is responsible for the accounting and reporting of the Student Assistance Fund. She also assists the Men's and Women's Basketball Supervisors with the officials' contracts and their travel arrangements.

Sampson attended Woodbury University in the city of Burbank and has a degree in Business Administration.

She has two children: Rick and Cari, and has four grandchildren: Alix, Hunter, Brandon, and Taylor.

She lives in Costa Mesa.



Heather Pierson

**Officiating Program
Administrative Asst.**

2nd Season

Heather Pierson enters her second season at the Big West and provides administrative support for the league's officiating and compliance programs. In addition, she assists the business, marketing and information departments.

Prior to working at the Big West Pierson was the Curriculum Coordinator for the after school program at St. John's Lutheran School in Orange. She also taught elementary school in Mesa, Ariz.

The Arizona native received her bachelor's in Elementary Education from Arizona State in 2001, and her master's in Special Education in 2004. She is currently in her third year of law school at Whittier Law School.

Pierson resides in Orange.

About The Big West Conference

The Big West Conference enters the 2005-06 season with yet another milestone – the 37th year of Big West existence marked a historic return to its roots as an all-California member conference. For the past 29 years, eight different schools from six different states have joined the Big West family and represented the conference proudly, but separated the Big West from obtaining its original mission of providing a competitive athletic conference for institutions in the great state of California. In 2005-06, what was a dream nearly four decades ago is now a reality – the Big West is the California conference.

The Big West Conference is not only the home of competitive athletics; it is also the home to prestigious California institutions that are at the forefront of academic success. The Big West is now the governing body for eight California member schools that will compete in 17 sports this season. The Big West hosts a dynamic blend of schools from the University of California system and the California State University system, and a private institution that includes: Cal Poly, Cal State Fullerton, Cal State Northridge, Long Beach State, UC Irvine, UC Riverside, UC Santa Barbara, and Pacific.

Long Beach State, UC Santa Barbara, and Pacific are the conference's longest tenured members, and are three of the original charter institutions. Long Beach State is the only school that has held membership every year in the conference since its inaugural season in 1969. Cal State Fullerton has been a Big West member for over three decades and UC Irvine is not far behind with 29 years in the conference. Cal Poly is entering its tenth year of affiliation. Cal State Northridge and UC Riverside are the Big West's most recent members, as the two schools joined the conference in 2001-02. The Big West is also set to add a ninth conference member with UC Davis coming aboard in the 2007-08 season.

Big West Success Found In All Sports

The 2005-06 campaign proved successful once again for the Big West Conference with 19 teams continuing play well into the post-season, which included 11 NCAA automatic bids, eight NCAA at-large berths and one WNIT bid. In addition, six of the eight round robin sports (women's volleyball, men's and women's soccer, women's basketball, baseball and softball) sent multiple teams to the postseason, with the sport of softball leading the way with three teams. Also this season, all eight schools represented the Big West in postseason play in at least one sport.

The year was highlighted by the Cal State Fullerton's baseball team making its 14th trip to the College World Series and the Cal State Fullerton women's soccer team and Cal State Northridge men's soccer team both advancing to the third round (Sweet 16) of their respective NCAA Championships.

The Titan baseball squad, one of two Big West programs making the tournament, would battle its way to the Final Four before being eliminated by the North Carolina Tar Heels, ending its attempt for the fifth National Championship in school history. UC Irvine was the other Big West school to receive an NCAA bid. It was the Anteaters' second visit to the postseason in the past three years. Cal State Fullerton's Friday-night starter, Wes Roemer, was tabbed Collegiate Baseball Co-National Player of the Year with outfielder Kellen Kulbacki of James Madison. Roemer became the second Big West player in the last three seasons to earn the prestigious honor.

Cal State Fullerton and UC Riverside received bids to the 2005 NCAA Women's Soccer Championship, marking the first time that two teams were selected to the postseason in the Big West's 10-year history of sponsoring the sport. The Titans also established another first for the conference in earning the right to host the first two rounds of the NCAA Tournament at Titan Stadium.

Cal State Fullerton advanced to the third round for the first time in school and conference history, while UC Riverside was eliminated after the first round. As a conference, the Big West finished fourth out of 30 conferences in the season-ending Women's Soccer Ratings Percentage Index (RPI). The ranking is an all-time best for the league and continues to show a trend of improvement for the sport of women's soccer in the conference, following finishes at No. 14 in 2002, No. 12 in 2003 and No. 10 in 2004.

On the men's side, Cal State Northridge and UC Santa Barbara were chosen to participate in the 2005 Division I NCAA Men's Soccer Championship. The Matadors received a first-round bye before winning their first Division I postseason game and knocking off conference foe UCSB to advance to the third round. UC Santa Barbara shut-out San Diego State, 2-0, before facing CSUN in the second round.

Representing the Big West in the 2005 NCAA Volleyball Tournament were Long Beach State and UC Santa Barbara. The tradition-rich Gauchos are tied with Stanford and Penn State for the most consecutive postseason appearances with 25, while the 49ers aren't far behind at 19 straight trips to the tournament.

While men's and women's basketball each sent one team to the NCAA Tournament, with Pacific (men) and UC Riverside (women), the Gauchos of UC Santa Barbara earned a berth to the WNIT, extending their streak of postseason play to 11 years. The Tigers (24-8), who compiled three straight 20-plus win seasons for the first time in school history, earned the conference's automatic bid after defeating Long Beach State in the Big West Men's Basketball Tournament. On the women's side, the Highlanders received the league's automatic

Big West Conference Membership Profile

School	Season Joined	Length of Membership	Enrollment
Cal Poly	1996-97	10 years	17,500
Cal State Fullerton	1974-75	32 years	35,040
Cal State Northridge	2001-02	5 years	32,997
Long Beach State	1969-70	37 years	34,576
UC Irvine	1977-78	29 years	25,000
UC Riverside	2001-02	5 years	17,000
UC Santa Barbara	1969-70 through 1973-74 and 76-77	35 years	19,800
Pacific	1971-72	35 years	6,268

bid after defeating nine-time defending tournament champion UC Santa Barbara, 59-58, sending them to the Big Dance for the first time in school history.

Big West softball finished up another solid season with three representatives in the NCAA Championship. Cal State Fullerton, Long Beach State and UC Santa Barbara continued the league's trend of sending multiple teams to the postseason, a string that has not been broken in all 22 years the Big West has sponsored the sport. Although all three schools were ousted in the NCAA Regionals, the Big West remained one of the top softball conferences in the nation thanks to its strength from top to bottom. Six of the seven members posted winning records in 2006.

The Long Beach State women and UC Santa Barbara men earned the conference's automatic qualifiers for the 2006 NCAA Men's and Women's Tennis Championships. Long Beach State made its third consecutive NCAA appearance and fourth overall, while UC Santa Barbara appeared in its sixth NCAA Tournament. Joining the 49er and Gaucho squads were Pacific senior Arnar Sigurdsson and Long Beach State freshmen Hannah Grady and Jessica Weeks, who earned entries into the 64-person 2006 NCAA Division I Men's and Women's Individual Tennis Championships.

Men's and women's golf also contributed to the conference's grand total of postseason participants, each grabbing two bids. On the women's side, UC Irvine, making its third team appearance in just five years of the program's existence, earned the conference's automatic bid to NCAA Regionals by winning the Big West Championship in grand fashion. The Anteaters out-distanced themselves from the rest of the field by 43 strokes. Long Beach State's selection as an at-large bid to the 21-team regional field was a first-time accomplishment for the program.

The Cal Poly and UC Irvine men's golf teams represented the Big West at the NCAA West Regional, while Long Beach State junior Ryan Wood competed for the Big West as an individual. Cal Poly earned the conference's automatic berth, while the Anteaters received an at-large bid for their fifth trip in six years. The story during the Big West Golf Championships had to be Long Beach State's Ryan Panichpakdee's final round. Panichpakdee shot a course record 62 on his way to a 16-under par for the tournament.

Individually, the Big West enjoyed another impressive season with a total of 29 student-athletes competing in the NCAA finals (18 track & field, 7 swimming & diving, 2 women's tennis, 1 men's golf, 1 men's tennis). Of those athletes, eight returned home with All-America status. As a whole (round robin and individual), the Big West garnered 20 All-America honors in nine different sports. Men's and women's track & field nabbed six national accolades, with baseball a close second with five honorees. Student-athletes competing in volleyball, softball, men's and women's soccer and men's and women's swimming & diving were also tabbed with All-America status.



The Beginning

The Big West Conference was formed as the Pacific Coast Athletic Association on July 1, 1969. However, the unofficial history of the conference pre-dates that point of time, extending back to 1967.

Cal State LA, Fresno State, Long Beach State and San Diego State were members of the California Collegiate Athletic Association, long recognized as the nation's premier college circuit.

That conference was classified college division, and therein lay a major source of dissatisfaction. Since 1963, the four institutions had captured 16 national titles. The number swelled to 21 if the mythical football championships were included.

With no more territory to conquer at the college division, a step up to university ranks had to be considered.

At the time, San Jose State, UC Santa Barbara and Pacific were members of the West Coast Athletic Conference but were enduring a strained relationship due to the limit of conference sports sponsored. That, plus the fact that national football figures UOP and SJSU were already competing as independents, led the schools to pursue a more broad-based conference alignment.

Therefore, officials of the seven colleges and universities assembled as a body in May of 1969, tied up loose ends and less than two months later the PCAA was born.

Direction in the early days of the conference came from such men as Dr. Stephen Goodspeed, vice-chancellor at UC Santa Barbara, the first president and chairman of the founders committee. J. Kenneth Fagans provided guidance as the league's first commissioner. Jesse T. Hill, one of the nation's most successful directors of athletics at USC, followed Fagans as the conference's first full-time commissioner.

SJSU was already labeled a university division school in all sports when the PCAA emerged. San Diego State and Pacific were granted university division status in the summer of 1970 and the remaining conference members shed the college division moniker by 1972.

The original PCAA lineup changed in the early years and by 1975, charter members UCSB and CSLA had dropped football and SDSU left the conference in football only. In 1974, Cal State Fullerton moved into the conference. By 1977, UC Irvine joined the Big West and UCSB was back in — both as non-football playing institutions — while Utah State became the first non-California member of the circuit, transforming the PCAA into a regional conference.

UNLV (1981) and New Mexico State (1984) soon followed suit, bringing the league's membership to 10 universities.

In the fall of 1983, the PCAA became the first western conference to incorporate women's athletic programs into the conference. Charter women's members UC Irvine, UC Santa Barbara and UNLV competed in five championships.

By the end of 1985, Pacific, Hawai'i, Cal State Fullerton, Long Beach State, San Diego State, Fresno State and San Jose State had joined the women's conference. The PCAA upped its women's sponsorship to eight championships.

The PCAA began its 20th year of existence in 1988 by changing its name to the Big West Conference. With the inclusion of the states of Utah, Nevada, and New Mexico, the term "Big West" more accurately represented the conference. Since the name Big West has been used, conference teams have won nine NCAA team championships, establishing the Big West's winning identity that is recognized nationally. Even though the Big West is again an all-California conference, the name Big West still embodies the identity, history, and tradition of excellence the conference has achieved, making it a well-known entity in collegiate athletics.

2006 Composite Schedule

Friday, August 25

UC Santa Barbara at Fresno State	1 pm
¹ UC Riverside vs. Stephen F. Austin	4:30 pm
² Cal State Fullerton vs. Villanova	5 pm
³ Cal Poly at UNLV	7 pm
⁴ Cal State Northridge at San Diego State	7 pm
⁵ Pacific vs. Santa Clara	7 pm
⁶ UC Irvine at Oregon	7 pm
² Missouri at Long Beach State	7:30 pm

Saturday, August 26

³ Cal Poly vs. Oregon State	10 am
² Alabama State at Long Beach State	Noon
¹ UC Riverside at New Mexico	Noon
⁴ Cal State Northridge vs. San Diego	12:30 pm
³ Cal Poly vs. Oral Roberts	4:30 pm
¹ UC Riverside vs. Utah State	4:30 pm
² Cal State Fullerton vs. Alabama State	5 pm
⁴ Cal State Northridge vs. Hofstra	4:30 pm
UC Santa Barbara at Stanford	5 pm
⁵ Pacific at Fresno State	7 pm
⁶ UC Irvine vs. Portland State	7 pm
² Villanova at Long Beach State	7:30 pm

Sunday, August 27

⁵ Pacific vs. Kansas State	10 am
--	-------

Wednesday, August 30

Oregon at Long Beach State	7:30 pm
-----------------------------------	---------

Thursday, August 31

San Diego at UC Irvine	7 pm
-------------------------------	------

Friday, September 1

⁷ Long Beach State vs. Middle Tennessee	3 pm
⁸ Cal Poly vs. Long Island	4:30 pm
⁹ UC Riverside vs. Northern Arizona	5 pm
¹⁰ Binghamton at Cal State Fullerton	5:30 pm
¹⁰ Iowa State at UC Irvine	7 pm
¹² Oregon at Cal State Northridge	7 pm

Saturday, September 2

¹⁰ Weber State at Cal State Fullerton	10 am
⁹ UC Riverside vs. Bowling Green	9 am
⁸ Cal Poly vs. Texas	12:30 pm
¹³ UC Santa Barbara vs. San Jose State	4 pm
¹⁰ Coll. of Charleston at Cal State Fullerton	7 pm
¹⁰ Michigan at UC Irvine	7 pm
¹⁴ Pacific vs. Montana	7 pm
¹² Utah State at Cal State Northridge	7 pm
⁸ Cal Poly at Pepperdine	7:30 pm
⁹ UC Riverside at Denver	5:30 pm
⁷ Long Beach State vs. Saint Mary's	3 pm

Sunday, September 3

¹⁴ Pacific at Nevada	Noon
⁷ Long Beach State at Nebraska	Noon
¹³ UC Santa Barbara at San Francisco	2 pm

Tuesday, September 5

Cal State Fullerton at Loyola Marymount	7 pm
--	------

Thursday, September 7

¹⁵ Saint Mary's at Long Beach State	7:30 pm
---	---------

Friday, September 8

¹⁶ Pacific vs. Virginia	10 am
¹⁷ UC Riverside vs. Western Kentucky	12:30 pm
¹⁶ Pacific vs. Marquette	2 pm
¹⁸ Cal Poly vs. Minnesota	5 pm
¹⁹ Cal State Fullerton vs. Dartmouth	3:30 pm
²¹ Cal State Northridge vs. Xavier	4:30 pm
¹⁷ UC Riverside vs. Syracuse	5 pm
²⁰ UC Irvine at Loyola Marymount	7 pm
²¹ UC Santa Barbara at UNLV	7 pm

Saturday, September 9

¹⁹ Cal State Fullerton vs. UTEP	8:30 am
²⁰ UC Irvine vs. Nevada	10 am
¹⁷ UC Riverside vs. San Francisco	10 am
²¹ Cal State Northridge at UNLV	Noon
¹⁶ Pacific at Michigan	12:30 pm
²¹ UC Santa Barbara vs. Xavier	2:30 pm
¹⁷ UC Riverside at Sacramento State	3 pm
²⁰ UC Irvine vs. Southern Methodist	5 pm
¹⁹ Cal State Fullerton at New Mexico	6 pm

Friday, September 15

¹⁵ Idaho at Long Beach State	7 pm
¹⁸ Cal Poly at Nebraska	TBA

Saturday, September 10

¹⁸ Cal Poly vs. Louisville	1 pm
--	------

Tuesday, September 12

Pacific at Sacramento State	7 pm
------------------------------------	------

Thursday, September 14

²² UC Irvine vs. Georgetown	5 pm
²³ UC Santa Barbara at San Diego	7 pm
California at Pacific	7 pm
Cal Poly at Hawaii	7 pm

Friday, September 15

²³ UC Santa Barbara vs. Wisconsin	Noon
²³ UC Santa Barbara vs. Brown	4 pm
²⁴ Cal State Northridge vs. Harvard	4:30 pm
²² UC Irvine vs. Saint Mary's	5 pm
²⁵ Lipscomb at Cal State Fullerton	5:30 pm
Yale at Pacific	7 pm
UNLV at Long Beach State	7:30 pm
Cal Poly at Hawaii	7:10 pm

Saturday, September 16

²⁵ Pennsylvania at Cal State Fullerton	10 am
²² UC Irvine vs. Santa Clara	Noon
²⁴ Cal State Northridge vs. Utah Valley St.	1 pm
²³ UC Santa Barbara vs. Ohio	4 pm
UNLV at UC Riverside	5 pm
²⁴ Cal State Northridge at San Jose State	7 pm
²⁵ San Diego State at Cal State Fullerton	7:30 pm

Tuesday, September 19

UC Davis at Cal Poly	7 pm
-----------------------------	------

Wednesday, September 20

UC Irvine at Loyola Marymount	7 pm
UC Davis at UC Santa Barbara	7 pm

Thursday, September 21

UC Riverside at Cal State Northridge *	7 pm
Long Beach State at Sacramento State	7 pm
Cal State Fullerton at Pacific *	7 pm

Saturday, September 23

Cal State Fullerton at Cal State Northridge *	7 pm
Long Beach State at UC Davis	7 pm
UC Riverside at Pacific *	7 pm
Cal Poly at UC Santa Barbara *	7 pm

Sunday, September 24

UC Irvine at UC Davis	2 pm
------------------------------	------

Tuesday, September 26

Loyola Marymount at UC Santa Barbara	7 pm
---	------

Thursday, September 28

UC Riverside at Cal State Fullerton *	7 pm
---	------

Friday, September 29

Cal Poly at UC Irvine *	7 pm
UC Davis at Cal State Fullerton	7 pm
UC Santa Barbara at Long Beach State *	7:30 pm

Saturday, September 30

Cal State Northridge at Pacific *	7 pm
UC Davis at UC Riverside	7 pm
UC Santa Barbara at UC Irvine *	7 pm
Cal Poly at Long Beach State *	7 pm

Tuesday, October 3

Cal State Northridge at Long Beach State *	7:30 pm
--	---------

Thursday, October 5

Pacific at UC Davis	7 pm
UC Irvine at Long Beach State *	7:30 pm

Friday, October 6

Cal State Fullerton at UC Santa Barbara *	7 pm
UC Riverside at Cal Poly *	7 pm

Saturday, October 7

Cal State Fullerton at Cal Poly *	7 pm
Pacific at UC Irvine *	7 pm
UC Davis at Cal State Northridge	7 pm
UC Riverside at UC Santa Barbara *	7 pm

Tuesday, October 10

Pepperdine at UC Santa Barbara	7 pm
---------------------------------------	------

2006 Composite Schedule

Friday, October 13

Cal State Northridge at Cal State Fullerton* 7 pm
 Pacific at UC Riverside* 7 pm
 UC Davis at Long Beach State 7:30 pm

Saturday, October 14

Cal State Northridge at UC Riverside* 7 pm
 UC Davis at UC Irvine 7 pm
 UC Santa Barbara at Cal Poly* 7 pm
 Pacific at Long Beach State* 7:30 pm

Thursday, October 19

Cal Poly at Pacific* 7 pm
 UC Santa Barbara at Cal State Northridge* 7 pm

Friday, October 20

Long Beach State at Cal State Fullerton* 7 pm
 UC Irvine at UC Riverside* 7 pm

Saturday, October 21

Cal Poly at Cal State Northridge* 7 pm
 Long Beach State at UC Riverside* 7 pm
 UC Irvine at Cal State Fullerton* 7 pm
 UC Santa Barbara at Pacific* 7 pm

Thursday, October 26

Cal State Fullerton at UC Davis 7 pm
 Pacific at Cal State Northridge* 7 pm

Friday, October 27

Long Beach State at Cal Poly* 7 pm
 UC Irvine at UC Santa Barbara* 7 pm

Saturday, October 28

Fresno State at Cal State Northridge 7 pm
 Long Beach State at UC Santa Barbara* 7 pm
 Pacific at Cal State Fullerton* 7 pm
 UC Davis at UC Riverside 7 pm
 UC Irvine at Cal Poly* 7 pm

Thursday, November 2

Cal State Northridge at UC Irvine* 7 pm
 UC Davis at Pacific* 7 pm

Friday, November 3

Cal Poly at Cal State Fullerton* 7 pm
 UC Santa Barbara at UC Riverside* 7 pm

Saturday, November 4

Cal Poly at UC Riverside* 7 pm
 Cal State Northridge at UC Davis 7 pm
 Long Beach State at UC Irvine* 7 pm
 UC Santa Barbara at Cal State Fullerton* 7 pm

Friday, November 10

Cal State Northridge at Cal Poly* 7 pm
 Cal State Fullerton at UC Irvine* 7 pm
 Pacific at UC Santa Barbara* 7 pm
 UC Riverside at Long Beach State* 7:30 pm

Saturday, November 11

Cal State Fullerton at Long Beach State* 7 pm
 Cal State Northridge at UC Santa Barbara* 7 pm
 Pacific at Cal Poly* 7 pm
 UC Riverside at UC Irvine* 7 pm

Thursday, November 16

Long Beach State at Cal State Northridge* 7 pm
 UC Irvine at Pacific* 7 pm

Friday, November 17

Cal State Fullerton at UC Riverside* 7 pm
 UC Santa Barbara at UC Davis 7 pm

Saturday, November 18

Cal Poly at UC Davis 7 pm
 Long Beach State at Pacific* 7 pm
 UC Irvine at Cal State Northridge* 7 pm

Tuesday, November 21

Cal State Fullerton at San Diego 7 pm
 Cal State Northridge at Loyola Marymount 7:30 pm

Friday, November 24

²⁶ UC Santa Barbara vs. Albany Noon
²⁶ UC Santa Barbara vs. Western Michigan 5 pm
²⁷ Portland State at Pacific 7 pm
²⁶ Va. Commonwealth at Long Beach State 7:30 pm

Saturday, November 25

²⁶ Albany at Long Beach State 3 pm
²⁶ UC Irvine vs. Virginia Commonwealth 5 pm
²⁷ San Francisco/Houston at Pacific 5/7 pm
²⁶ Western Michigan at Long Beach State 7:30 pm

Thurs.-Sun., November 30 - December 3

NCAA Tournament First and Second Rounds

Thurs.-Sun., December 7-10

NCAA Tournament Regionals

Thurs.-Sun., December 14-16

NCAA Tournament Semifinals and Championship (Omaha, Neb.)

* Big West Conference match

Big West Teams in **Bold**

All Times Pacific

2006 Tournament Key

- ¹ Hilton Albuquerque Classic (Albuquerque, N.M.)
- ² Long Beach State Tournament (Long Beach, Calif.)
- ³ UNLV Classic (Las Vegas, Nev.)
- ⁴ Aztec Invitational (San Diego, Calif.)
- ⁵ Fresno State Invitational (Fresno, Calif.)
- ⁶ Oregon Kickoff Classic (Eugene, Ore.)
- ⁷ Nebraska Tournament (Lincoln, Neb.)
- ⁸ Pepperdine Classic (Malibu, Calif.)
- ⁹ University of Denver Tournament (Denver, Colo.)
- ¹⁰ Four Points Titan Classic (Fullerton, Calif.)
- ¹¹ UC Irvine Classic (Irvine, Calif.)
- ¹² Fremont Investment Invitational (Northridge, Calif.)
- ¹³ USF Powerade/Asics Classic (San Jose, Calif.)
- ¹⁴ Nevada AT&T Invitational (Reno, Nev.)
- ¹⁵ Long Beach State Classic (Long Beach, Calif.)
- ¹⁶ Michigan/Pepsi Challenge (Ann Arbor, Mich.)
- ¹⁷ Sacramento State Tournament (Sacramento, Calif.)
- ¹⁸ Players Challenge Tournament (Lincoln, Neb.)
- ¹⁹ Comcast Lobo Tournament (Albuquerque, N.M.)
- ²⁰ LMU Tournament (Los Angeles, Calif.)
- ²¹ UNLV Invitational (Las Vegas, Nev.)
- ²² Stanford Invitational (Palo Alto, Calif.)
- ²³ USD Invitational (San Diego, Calif.)
- ²⁴ SJSU Hyatt Invitational (San Jose, Calif.)
- ²⁵ Fullerton Classic (Fullerton, Calif.)
- ²⁶ Baden Thanksgiving Tournament (Long Beach, Calif.)
- ²⁷ 28th Annual Bankers Classic (Stockton, Calif.)

Long Beach State Picked to Repeat in Big West Women's Volleyball Preseason Coaches Poll

The Long Beach State women's volleyball team earned six first-place votes and 61 total points to become the top pick to win the 2006 Big West title according to the conference coaches in the annual Big West women's volleyball preseason coaches poll.

The 49ers enter the 2006 season as defending Big West Co-Champions, along with UC Santa Barbara. The 49ers return four starters from last year's squad, including 2005 All-Big West members middle blocker Alexis Crimes (first team) and Mariko Crum (honorable mention) and setters Dyanne Lawlor and Nicole Vargas, who split playing time in 2005.

Long Beach State finished the 2005 season with a 25-7 overall record, a 12-2 Big West mark and advanced to the NCAA Tournament for the 19th consecutive year.

Cal Poly, the most improved team last season, was selected to finish second according to the preseason poll, as the Mustangs received one first-place vote and a total of 54 points. Cal Poly returns two of the three Mustangs that earned 2005 All-Big West First Team nods - sophomore Kylie Atherstone and junior Chelsea Hayes. As a whole, this year's squad has a core of veterans (two seniors, three juniors) to help guide the Mustangs in their quest for the schools first Big West title since 1984.

The Mustangs finished last season with a 21-9 overall record, and a third place Big West finish at 10-4.

UC Santa Barbara, favored in last year's poll, received one first place vote on its way to a third place selection with 51 points, followed by Pacific in fourth place (34), and Cal State Fullerton in fifth place (29). UC Irvine finished sixth (24) in the poll, as Cal State Northridge (23) and UC Riverside (12) claimed the seventh and eighth poll positions respectively.

2006 Big West Preseason Volleyball Coaches Poll

1. Long Beach State (6)	61
2. Cal Poly (1)	54
3. UC Santa Barbara (1)	51
4. Pacific	34
5. Cal State Fullerton	29
6. UC Irvine	24
7. Cal State Northridge	23
8. UC Riverside	12

UC Santa Barbara Looks To Keep NCAA Streak Alive

The UC Santa Barbara Gauchos are one of three programs in the country that have participated in all 25 NCAA Tournaments since its inception in 1981. Stanford and Penn State are the other two teams to master this feat. Last season UCSB and Long Beach State advanced to postseason play as representatives of the Big West Conference. As a whole, the Big West teams have tallied an impressive 97-55 record (.638) against non-conference opponents all-time in the NCAA Tournament.

Final Big West Volleyball Season With Eight-Team Field

The 2006 volleyball season marks the end of the short-lived eight-team field for Big West women's volleyball. The conference will welcome UC Davis as an official member at the start of the 2007-08 season, expanding its field to nine teams.

Pacific Begins 2006 Season With A New Face At The Helm Of The Tiger Squad

A new era for Pacific begins on Friday, Aug. 25 when the Tigers hit the court for their first match under the tutelage of new head coach Charlie Wade. Wade comes to Pacific after spending the last 11 years at the University of Hawai'i with the Rainbow Wahine volleyball staff, nine as an associate head coach to Dave Shoji. While at Hawai'i, he helped guide UH to 11 consecutive

NCAA Tournament appearances, six Regional Finals and four Final Fours. The span included a conference record of 160-1 and an impressive overall record of 310-39.

2006 Big West Season Filled With Diaper Dandies

Of the eight schools competing in the Big West Conference, seven of them have a roster compiled of mainly underclassmen (freshmen and sophomores). UC Riverside is home to the most freshmen at 11, while Cal State Northridge leads the pack for sophomores with nine. Long Beach State is the only team that has a roster comprised of veterans with seven juniors and two seniors to lead the five underclassmen.

Junior Heavyweights Return For 2006 Season

Long Beach State's Alexis Crimes and Cal State Fullerton's Vanessa Vella return after a stellar sophomore year, in which both athletes led the conference in various statistical categories. Crimes enters the 2006 season as a two-time All-Big West First Team member, while Vella grabbed her first all-conference honor last season.

In 2005 Crimes, a middle blocker from Rancho Cucamonga, Calif., led the league in hitting percentage (.378) and blocks (1.44 bpg), while ranking 23rd in the nation in hitting percentage. For her performance, Crimes was named 2005 AVCA All-America Honorable Mention.

Last season the Titan libero from Castro Valley, Calif., topped the Big West charts in digs with 5.33 per game, while ranking No. 25 in the country. In just two seasons, Vella has already surpassed the 1,000 dig mark and will most likely break the school record for digs this season, as well as etch her way into the top ten in Big West career digs.

Race For Top Spot In Career Digs Heats Up

Three of the top four athletes listed in the Big West's record book for career digs returns for their junior year. Cal Poly's Kristin Jackson leads the charge with an average of 4.89 digs per game. Standing in second place with an average of 4.77 is UC Fullerton's Vanessa Vella, while Pacific's Julie Magud is averaging 4.18 dpg to stand in fourth place.

2006 Big West Player Personnel Breakdown

Here's a look at the letterwinners returning/lost, starters returning/lost and players per class.

	Fr.	So.	Jr.	Sr.	SR	SL	LR	LL
Cal Poly	7	5	3	2	4	2	10	6
Cal State Fullerton	4	4	3	4	5	2	8	4
Cal State Northridge	3	9	0	2	6	1	10	3
Long Beach State	3	2	7	2	4	4	8	7
UC Irvine	6	2	4	1	4	3	7	7
UC Riverside	11	3	2	2	3	3	8	3
UC Santa Barbara	7	3	3	3	3	3	8	5
Pacific	8	2	3	1	2	4	7	8



Hometown Heroes

The Big West Conference volleyball student-athletes will represent 13 states and four countries for this season. Although the Big West is a conference made up of all California schools, UC Riverside is the lone team in the conference with a roster comprised entirely of Californians.

California	99	Pennsylvania	1
Hawaii	4	Texas	1
Illinois	2	Utah	1
Louisiana	2	Washington	1
Nevada	2		
Arizona	1	Brazil	1
Minnesota	1	China	1
Nebraska	1	Czech Republic	1
Oregon	1	Poland	1

CAL POLY • CAL STATE FULLERTON • CAL STATE NORTHRIDGE • PACIFIC


BIG WEST



LONG BEACH STATE • UC IRVINE • UC RIVERSIDE • UC SANTA BARBARA

THE TEAMS

CAL POLY • CAL STATE FULLERTON • CAL STATE NORTHRIDGE • PACIFIC



VOLLEYBALL

LONG BEACH STATE • UC IRVINE • UC RIVERSIDE • UC SANTA BARBARA

Cal Poly Mustangs

Quick Facts

Location: San Luis Obispo, Calif.
Founded: 1901
Enrollment: 18,000
Nickname: Mustangs
Colors: Forest Green & Gold
Home Court: Mott Gym
Capacity: 3,032
President: Dr. Warren J. Baker
Athletic Director: Alison Cone
Senior Woman Admin.: Barbara Martinez
Head Coach: Jon Stevenson
Assistant Coach: Rafael Paal
Assistant Coach: Mike Johnson
Volleyball Office: (805) 756-2850
Media Relations Dir.: Brian Thurmond
Volleyball SID: Brian Thurmond
Office: (805) 756-6531
Fax: (805) 756-2650
e-mail: bthurmon@calpoly.edu
2005 Overall Record: 19-6
2005 Conference Record: 10-4 (3rd)
Starters Returning/Lost: 4/2
Letterwinners Returning/Lost: 10/6
Press Row Phone: (805) 756-6751
Website: www.gopoly.com

2006 Schedule

Day	Date	Opponent	Time
Fri.	8/25	at UNLV@	7 pm
Sat.	8/26	vs. Oregon State@	10 am
Sat.	8/26	vs. Oral Roberts@	4:30 pm
Fri.	9/1	vs. Long Island#	4:30 pm
Sat.	9/2	vs. Texas#	2 pm
Sat.	9/2	at Pepperdine#	7:30 pm
Fri.	9/8	vs. Minnesota%	5 pm
Sat.	9/9	at Nebraska%	TBA
Sun.	9/10	vs. Louisville%	3 pm
Thurs.	9/14	at Hawaii	7 pm
Fri.	9/15	at Hawaii	7:10 pm
Tues.	9/19	UC Davis	7 pm
Sat.	9/23	at UC Santa Barbara*	7 pm
Fri.	9/29	at UC Irvine*	7 pm
Sat.	9/30	at Long Beach State*	7 pm
Fri.	10/6	UC Riverside*	7 pm
Sat.	10/7	Cal State Fullerton*	7 pm
Sat.	10/14	UC Santa Barbara*	7 pm
Thurs.	10/19	at Pacific*	7 pm
Sat.	10/21	at Cal State Northridge*	7 pm
Fri.	10/27	Long Beach State*	7 pm
Sat.	10/28	UC Irvine*	7 pm
Fri.	11/3	at Cal State Fullerton*	7 pm
Sat.	11/4	at UC Riverside*	7 pm
Fri.	11/10	Cal State Northridge*	7 pm
Sat.	11/11	Pacific*	7 pm
Sat.	11/18	at UC Davis	7 pm

*Big West Conference match
 @ UNLV Tournament (Las Vegas, Nev.)
 # Pepperdine Tournament (Malibu, Calif.)
 % Nebraska Tournament
 All times Pacific
 Home matches in **bold**

About The Mustangs...

• The Mustangs dramatically improved from their 2004 performance, finishing third in the conference with a 10-4 record last season. In 2004 Cal Poly tied for seventh with a Big West record of 3-15.

• In his first season at the helm of the Mustang squad, Head Coach Jon Stevenson led Cal Poly to a 10-4 conference record to finish the season in third place. This was a vast improvement from the previous two seasons when the Mustangs recorded a combined total of eight conference wins. It was the school's second best overall winning percentage (.760) and third best conference winning percentage (.714) while competing in the Big West Conference.


• The Mustangs led the conference in blocks with an average of 3.13 blocks per game and opponent hitting percentage (.161). They held the second spot in both hitting percentage (.236) and service aces (1.74). Cal Poly's blocks per game average also ranked it in the nation's top 20.

• Cal Poly went 3-0 in five-game matches last season, two of which were on the road.

• The 2006 season is the year of the road trips for Cal Poly with 19 of its 27 games being played away from San Luis Obispo, Calif. The schedule also includes 14 of the first 15 games on the road, including three tournaments and a trip to Hawaii.

• Cal Poly returns two of the three Mustangs that earned 2005 All-Big West First Team honors - sophomore Kylie Atherstone and junior Chelsea Hayes. Atherstone had an outstanding freshman season, finishing second on the team and third in the conference in service aces with an average of .42 aces per game. As a setter, Hayes shined in 2005 finishing second in the league in assists after posting a 12.18 average.

• This year's squad will have a core of veterans (two seniors, three juniors) to help guide the underclassmen, consisting of five sophomores and seven freshmen, in the Mustangs' quest for their first Big West title since 1984.



Kristin Jackson



2006 Roster

No.	Name	Pos.	Ht.	Yr.	Exp.	Hometown/Last School
2	Aleen Paperny	S	Sr.	5-10	3V	Lake Arrowhead, Calif./Rim of the World HS
3	Alicia Waller	OH	So.	6-1	Tr.	Cypress, Calif./San Diego State
4	Sarah Riviere	M/OH	Jr.	5-11	2V	LeSueur, Minn./Le Sueur-Henderson HS
5	Kylie Atherstone	OH	So.	6-1	1V	Chico, Calif./Pleasant Valley HS
6	Kristin Jackson	L	Jr.	5-4	2V	Manhattan Beach, Calif./Mira Costa HS
7	Amber Ridens	OH	Fr.	6-1	HS	Fountain Valley, Calif./Fountain Valley HS
8	Cari Olsovsky	MB	So.	6-2	1V	Torrance, Calif./Redondo Union HS
9	Candace Milton	OH	Sr.	5-11	1V-Tr	Stockton, Calif./San Joaquin Delta College
10	Ashleigh Bertoni	OH	Fr.	5-11	HS	Paso Robles, Calif./Paso Robles HS
11	Jaclyn Houston	M	So.	6-3	1V	Granite Bay, Calif./Granite Bay HS
13	Chelsea Hayes	S	Jr.	5-11	1V-Tr.	Atascadero, Calif./Saint Mary's College
15	Salah Schoenecke	OH	Fr.	5-11	HS	Lubbock, Texas/Coronado HS
17	Hailey Fithian	S	So.	5-11	1V	Thousand Oaks, Calif./La Reina HS
18	Katherine Hinkle	OH	Fr.	5-10	HS	Santa Barbara, Calif./San Marcos HS
22	Laurel Sheppard	DS	Fr.	5-4	HS	Valley Center, Calif./Valley Center HS
	Caitlin Suttich	L	Fr.	5-4	HS	Lake Oswego, Ore./Lakeridge HS
	Anna Robosson	MB	Fr.	6-1	HS	San Diego, Calif./Mt. Carmel HS

Cal Poly Mustangs

2005 Statistics

	GP	K	E	TA	PCT.	A	SA	DIG	BS	BA	TB
Vanessa Gilliam	91	444	150	1052	.279	15	39	183	12	65	77
Kylie Atherstone	88	318	144	807	.216	49	37	175	3	70	73
Kayla Mulder	86	261	115	732	.199	11	18	214	3	73	76
Jaclyn Houston	90	159	38	369	.328	5	0	10	10	113	123
Candace Milton	62	70	25	163	.276	4	0	12	2	66	68
Nicole Bertotti	52	51	20	145	.214	0	0	6	0	45	45
Chelsea Hayes	85	24	14	70	.143	1035	31	211	0	62	62
Sarah Riviere	34	23	25	100	-.020	2	4	27	0	7	7
Cari Olsovsky	56	18	10	56	.143	4	2	58	0	3	3
Kristin Jackson	91	6	2	9	.444	19	8	427	0	0	0
Hailey Fithian	16	3	2	9	.111	72	2	17	0	3	3
Nora Miller	2	1	1	4	.000	0	0	0	0	1	1
Courtney Holman	42	0	0	0	.000	0	0	18	0	0	0
Laurel Sheppard	17	0	0	0	.000	0	0	8	0	0	0
Arleen Paperny	22	0	1	3	-.333	30	2	11	0	1	1
Cal Poly	91	1378	547	3519	.236	1246	158	1377	30	509	284.5
Opponents	91	1241	666	3568	.161	1161	141	1385	40	284	182.0

2005 Results (19-6, 10-4 Big West)

Day	Date	Opponent	W/L	Game Scores
Sat.	8/27	at USC	L	27-30, 26-30, 25-30
Fri.	9/2	vs. TCU [^]	W	30-20, 30-23, 29-31, 30-22
Fri.	9/2	vs. UMBC [^]	W	30-24, 18-30, 30-28, 24-30, 15-11
Sat.	9/3	vs. Seton Hall [^]	W	30-28, 30-23, 19-30, 30-27
Sat.	9/3	at George Mason [^]	W	30-19, 30-22, 30-24
Fri.	9/9	Portland#	W	30-23, 30-26, 30-26
Sat.	9/10	Loyola (MD)#	W	30-22, 30-14, 30-19
Sat.	9/10	San Jose State#	W	30-28, 23-30, 30-27, 30-26
Tues.	9/13	at San Francisco	L	12-30, 23-30, 27-30
Sat.	9/17	at Cal State Northridge*	L	30-22, 30-32, 28-30, 23-30
Sat.	9/24	UC Santa Barbara*	W	30-16, 30-16, 26-30, 30-25
Fri.	9/30	UC Irvine*	W	30-18, 30-19, 28-30, 28-30, 15-13
Sat.	10/1	Long Beach State*	L	27-30, 28-30, 30-24, 24-30
Fri.	10/7	at UC Riverside*	W	30-19, 30-21, 31-29
Sat.	10/8	at Cal State Fullerton*	W	30-21, 27-30, 30-15, 30-18
Fri.	10/14	Pacific*	W	30-27, 30-24, 30-28
Sat.	10/15	Cal State Northridge*	W	30-16, 30-11, 30-22
Sat.	10/22	at UC Santa Barbara*	L	27-30, 22-30, 23-30
Fri.	10/28	at Long Beach State*	W	27-30, 26-30, 30-27, 30-21, 18-16
Sat.	10/29	at UC Irvine*	W	30-21, 30-17, 30-26
Fri.	11/4	Cal State Fullerton*	W	30-23, 27-30, 31-29, 30-26
Sat.	11/5	UC Riverside*	W	30-11, 30-26, 30-27
Fri.	11/11	at UC Davis	W	28-30, 30-28, 30-23, 30-28
Sat.	11/12	at Pacific*	L	30-24, 28-30, 32-34, 26-30
Sat.	11/19	UC Davis	W	30-24, 30-15, 30-13

[^] Patriot Invitational (Fairfax, Va.)

Cal Poly/Best Western Royal Oak Invitational (San Luis Obispo, Calif.)

*Big West Conference match

Home matches in **bold**

Keep An Eye On...

5 Kylie Atherstone

OH • 6-1 • So. • Chico, Calif.



- Named to the 2005 All-Big West First Team as a freshman.
- Finished second on the team and third in the conference in service aces with 37 for an average of .42 per game.
- Posted 318 kills for a hitting percentage of .216.

13 Chelsea Hayes

S • 5-11 • Jr. • Atascadero, Calif.



- One of three Mustangs who received 2005 Big West First Team honors.
- Concluded last season second in the league in assists, averaging 12.18 per game.
- Recorded 31 service aces, 211 digs and 62 blocks during her sophomore campaign.

Head Coach Jon Stevenson

2nd Season • UC Santa Barbara



Career Record: 101-67 (.601)
CP Record: 19-6 (.760)

- In his first season at Cal Poly, he guided the Mustangs to a 10-4 conference record, a vast improvement from the prior two seasons when they recorded eight total Big West victories.

• Led Saint Mary's to its first ever "Sweet Sixteen" appearance and a school best record of 25-4 in 2004, a year after helping the Gaels to their first ever NCAA Tournament berth.

• Played on the Professional Beach Volleyball Tour from 1980-96.

• Inducted into the California Beach Volleyball Hall of Fame and the Professional Beach Volleyball Hall of Fame in 1996, and the NIKE "Legends of Beach Volleyball" in 1997.

Coaching Experience: Asst. Coach, Santa Barbara City College, 1985... asst. men's coach, UC Santa Barbara, 1986-87... head men's coach, UC San Diego, 1998-99... asst. coach, Wyoming, 1999-00... head coach, Sonoma State, 2000-01... head coach, Saint Mary's, 2002-04 ... head coach, Cal Poly, 2005-present.

Stevenson's Coaching Record

Year	School	W	L	Pct.
2000	Sonoma State	7	21	.250
2001	Sonoma State	22	11	.666
2002	Saint Mary's	9	18	.333
2003	Saint Mary's	20	13	.606
2004	Saint Mary's	25	4	.862
2005	Cal Poly	19	6	.760
Career Totals		101	67	.601

Cal State Fullerton Titans

Quick Facts

Location: Fullerton, Calif.
Founded: 1957
Enrollment: 35,040
Nickname: Titans
Colors: Navy, Orange & White
Home Court: Titan Gym
Capacity: 3,500
President: Dr. Milton A. Gordon
Athletic Director: Brian Quinn
Senior Woman Admin.: Dr. Allison Rich
Head Coach: Carolyn Zimmerman
Assistant Coach: Traci Dahl
Assistant Coach: Jennifer Adeva
Assistant Coach: Anthony Mirabal
Volleyball Office: (714) 278-3052
Assoc. AD/Media Relations: Mel Franks
Volleyball SID: Michael Greenlee
Office: (714) 278-3081
Fax: (714) 278-3141
e-mail: mgreenlee@fullerton.edu
2005 Overall Record: 14-15
2005 Conference Record: 5-9 (5th)
Starters Returning/Lost: 5/2
Letterwinners Returning/Lost: 8/4
Press Row Phone: (714) 278-5700
Website: www.fullertontitans.com

2006 Schedule

Day	Date	Opponent	Time
Fri.	8/25	vs. Villanova@	5 pm
Sat.	8/26	vs. Alabama State@	5 pm
Fri.	9/1	Binghamton&	5:30 pm
Sat.	9/2	Weber State&	10 am
Sat.	9/2	College of Charleston&	7 pm
Tues.	9/5	at Loyola Marymount	7 pm
Fri.	9/8	vs. Dartmouth\$	3:30 pm
Sat.	9/9	vs. UTEP\$	8:30 am
Sat.	9/9	at New Mexico\$	6 pm
Fri.	9/15	Lipscomb#	5:30 pm
Sat.	9/16	Pennsylvania#	10 am
Sat.	9/16	San Diego State#	7:30 pm
Thurs.	9/21	at Pacific*	7 pm
Sat.	9/23	at Cal State Northridge*	7 pm
Thurs.	9/28	UC Riverside*	7 pm
Fri.	9/29	UC Davis	7 pm
Fri.	10/6	at UC Santa Barbara*	7 pm
Sat.	10/7	at Cal Poly*	7 pm
Fri.	10/13	Cal State Northridge*	7 pm
Fri.	10/20	Long Beach State*	7 pm
Sat.	10/21	UC Irvine*	7 pm
Thurs.	10/26	at UC Davis	7 pm
Sat.	10/28	Pacific*	7 pm
Fri.	11/3	Cal Poly*	7 pm
Sat.	11/4	UC Santa Barbara*	7 pm
Fri.	11/10	at UC Irvine*	7 pm
Sat.	11/11	at Long Beach State*	7 pm
Fri.	11/17	at UC Riverside*	7 pm
Tues.	11/21	at San Diego	7 pm

*Big West Conference match
 @ Long Beach State Tournament (Long Beach, Calif.)
 & Four Points Titan Classic (Fullerton, Calif.)
 \$ Comcast Lobo Tournament (Albuquerque, N.M.)
 # Fullerton Classic (Fullerton, Calif.)
 All times Pacific
 Home matches in **bold**

About The Titans...

• Cal State Fullerton finished the 2005 season one match under .500, posting an overall record of 14-15. This was the fourth time the Titans have grabbed 14 or more wins in the 30-year program (14 in 2004, 16 in 1998 and 18 in 1981).

• Last season the Titans posted the school's best conference winning percentage in the past nine years at .357 (5-9).

• After jumping out of the gates with a 5-2 record, the Titans reversed their luck and closed out the 2005 season dropping 10 of the last 13 contests.

• Sophomore libero Vanessa Vella, just the third Titan to ever receive a Big West First Team nod, broke into the Big West record book after tallying 581 digs for the season - placing her third overall in the conference, while shattering a Titan record that she set just a year earlier as a freshman. Her dig average of 5.33 digs per game earned her the top spot in the conference's season leaders in dig average and ranked her 25th in the country. In just her second season in a Titan uniform, Vella has already surpassed the 1,000-dig mark and, barring any major setbacks, will break the school record for digs sometime in mid 2006.

• Along with Vella, the Titans return 2005 All-Big West Freshman Brittany Moore. Her .310 hitting percentage led the team and kept her in the conference's top ten a majority of the season. She not only hit for percentage, but led the Titans with 104 total blocks and 13 solos.

• Cal State Fullerton finished fourth overall in the Big West in digs (16.41 dpg) and fifth in hitting percentage (.233).

• Cal State Fullerton returns five starters from last year's squad, as the roster is composed of four seniors, three juniors, four sophomores and four freshmen.

• The Titans bookended the 2006 season with road trips, heading to the Long Beach State Tournament at the beginning of the year and San Diego at the conclusion. Cal State Fullerton also hosts its two annual tournaments this year, where they went 5-1 last season.



Vanessa Vella



2006 Roster

No.	Name	Pos.	Ht.	Yr.	Exp.	Hometown/Last School
1	Alex Wolnisty	MB	6-5	Fr.	HS	Riverside, Calif./Woodcrest Christian HS
2	Sasha Romanowsky	OH	6-1	So.	HS	Ventura, Calif./Buena HS
3	Julie Geissert	S	5-9	Jr.	2V	Fresno, Calif./Bullard HS
5	Cari Bailey	S	5-8	Fr.	HS	Rancho Cucamonga, Calif./Los Osos HS
7	Jennifer Francisco	RS/OH	5-11	So.	1V	San Diego, Calif./University HS
9	Kellyanne Kirby	OH	5-11	Fr.	HS	LaVerne, Calif./Bonita HS
10	Brittany Moore	OH/MB	5-11	So.	1V	Orange, Calif./El Modena HS
11	Amanda Pfilschieffer	MB	6-1	Sr.	1V	San Diego, Calif./San Diego Mesa College
13	Danielle Hitzeman	OH/RS	5-11	Sr.	1V	Vacaville, Calif./Univ. of Alaska
15	Vanessa Vella	L	5-9	Jr.	2V	Castro Valley, Calif./Bishop O'Dowd HS
16	Barbara Thierjung	DS	5-9	So.	1V	Westchester, Calif./Bishop Montgomery
21	Breanna Trudeau	L	5-11	Sr.	1V	Valencia, Calif./College of the Canyons
22	Mounia Nihipali	OH	5-11	Jr.	TR	Honolulu, Hawaii/Fresno State
25	Jenna Carney	S	5-9	Sr.	3V	Canyon Country, Calif./Alemany HS
33	Deven Bukoski	OH	5-11	Fr.	HS	Kula, Hawaii/Kamehameha HS

Cal State Fullerton Titans

2005 Statistics

	GP	K	E	TA	PCT.	A	SA	DIG	BS	BA	TB
Sarah Morrison	109	371	136	995	.236	15	6	140	2	38	40
Alyssa Opeka	97	300	127	196	.217	33	19	144	5	81	86
Brittany Moore	109	291	77	690	.310	5	0	27	13	91	104
Danielle Hitzman	108	285	109	936	.188	22	21	291	4	34	38
A. Pfielschiefter	92	145	46	365	.271	6	23	51	12	91	103
Breanna Trudeau	43	91	42	284	.173	4	1	44	4	12	16
Julie Geissert	101	47	32	164	.091	1114	38	164	2	44	46
Amy Dixon	37	25	13	66	.182	1	20	16	3	19	22
Jenna Carney	34	11	1	32	.312	196	3	38	0	3	3
Vanessa Vella	109	2	4	18	-.111	17	10	581	2	0	2
Barbara Thierjung	58	1	6	28	-.179	10	4	138	0	0	0
Jennifer Francisco	24	1	0	3	.333	1	4	19	0	0	0
A. de la Puente	69	0	1	1	-1.00	11	14	136	0	0	0
Cal State Fullerton	109	1570	594	4378	.223	1435	163	1789	47	413	253.5
Opponents	109	1749	714	4656	.222	1591	185	1885	43	275	180.5

2005 Results (14-15, 5-9 Big West)

Day	Date	Opponent	W/L	Game Scores
Fri.	8/26	vs. Hofstra [^]	L	26-30, 30-18, 26-30, 24-30
Fri.	9/2	Marist#	W	30-12, 30-19, 30-17
Sat.	9/3	UMKC#	W	31-33, 18-30, 30-14, 30-20, 15-10
Sat.	9/3	UTEP#	W	23-30, 30-32, 31-29, 30-24, 15-11
Wed.	9/7	at San Diego State	L	30-25, 22-30, 22-30, 23-30
Fri.	9/9	vs. Evansville\$	W	30-26, 30-24, 30-25
Fri.	9/9	vs. San Francisco\$	W	25-30, 30-28, 30-16, 30-25
Sat.	9/10	at Portland State\$	L	30-28, 27-30, 20-30, 21-30
Sat.	9/10	vs. Oregon\$	L	18-30, 26-30, 30-27, 18-30
Fri.	9/16	San Jose State%	W	30-17, 30-24, 28-30, 31-29
Sat.	9/17	SMU%	W	22-30, 30-21, 30-26, 30-28
Sat.	9/17	Loyola Marymount%	L	30-27, 20-30, 30-16, 17-30, 12-15
Fri.	9/23	Pacific*	W	30-25, 30-27, 30-22
Sat.	9/24	Cal State Northridge*	W	30-28, 30-27, 30-27
Wed.	9/28	at UC Riverside*	W	21-30, 30-14, 30-24, 30-28
Fri.	9/30	at UC Davis	W	25-30, 30-19, 30-26, 30-18
Fri.	10/7	UC Santa Barbara*	L	30-28, 18-30, 29-31, 27-30
Sat.	10/8	Cal Poly*	L	21-30, 30-27, 15-30, 18-30
Fri.	10/14	at Long Beach State*	L	15-30, 16-30, 17-30
Sat.	10/15	at UC Irvine*	L	22-30, 30-21, 30-32, 27-30
Thurs.	10/20	at Cal State Northridge*	L	28-30, 23-30, 23-30
Sat.	10/22	at Pacific*	L	30-17, 24-30, 22-30, 15-30
Sat.	10/29	UC Davis	W	30-18, 30-14, 30-27
Fri.	11/4	at Cal Poly*	L	23-30, 30-27, 29-31, 26-30
Sat.	11/5	at UC Santa Barbara*	L	19-30, 22-30, 23-30
Fri.	11/11	UC Irvine*	W	30-27, 22-30, 30-28, 21-30
Sat.	11/12	Long Beach State*	L	21-30, 25-30, 21-30
Thurs.	11/17	UC Riverside*	W	30-19, 30-23, 32-30
Tues.	11/22	San Diego	L	17-30, 22-30, 30-28, 24-30

* Big West Conference match

[^] at Riverside, Calif.

Titan Classic (Fullerton, Calif.)

\$ Crowne Plaza Showcase (Portland, Ore.)

% Hawthorn Suites Fullerton Classic (Fullerton, Calif.)

Home matches in **bold**

Keep An Eye On...

10 Brittany Moore

OH/MB • 5-11 • So. • Orange, Calif.



- Named to the 2005 Big West All-Freshman Team.
- Concluded the 2005 season ranked sixth in the conference in hitting percentage at .310.
- Led the team in blocks with 104 (13 solo, 91 assists).

#15 Vanessa Vella

L • 5-9 • Jr. • Castro Valley, Calif.



- Earned All-Big West First Team honors in 2005.
- As the team's libero, last season she led the Titan squad with 581 digs.
- Played in all 109 games during her sophomore year.

Head Coach Carolyn Zimmerman

5th Season • Pepperdine (1992)



Career Record: 41-77
(.347)

CSF Record: Same

- Was named the Cal State Fullerton head coach on Dec. 17, 2002 after holding the position on an interim basis during the 2002 season.
- In 2004, led CSF to its best

finish since 1996.

- Spent seven seasons at Fullerton as the top assistant to Mary Ellen Murchison.
- Helped Cal State Northridge win the NIVC postseason tournament as an assistant coach in 1994.
- Was the 1991 West Coast Conference Player of the Year as a setter/right side hitter at Pepperdine.

Coaching Experience: Asst. coach, Cal State Northridge, 1994...asst. coach, Cal State Fullerton, 1995-2001... head coach, Cal State Fullerton, 2002-present.

Zimmerman's Coaching Record

Year	School	W	L	Pct.
2002	Cal State Fullerton	5	26	.161
2003	Cal State Fullerton	8	22	.267
2004	Cal State Fullerton	14	14	.500
2005	Cal State Fullerton	14	15	.483
Totals		41	77	.347

Cal State Northridge Matadors

Quick Facts

Location: Northridge, Calif.
Founded: 1958
Enrollment: 32,997
Nickname: Matadors
Colors: Red, Black and White
Home Court: The Matadome
Capacity: 1,600
President: Dr. Jolene Koester
Athletic Director: Janet Lucas (Interim)
Senior Woman Admin.: Ashlie Kite
Head Coach: Jeff Stork
Assistant Coach: Susie Terrusa
Assistant Coach: Kiran Mistry
Volleyball Office: (818) 677-4104
Media Relations Director: TBA
Volleyball SID: Matt Monroe
Office: (818) 677-3247
Fax: (818) 677-4950
e-mail: matthew.c.monroe@csun.edu
2005 Overall Record: 4-23
2005 Conference Record: 2-12 (8th)
Starters Returning/Lost: 6/1
Letterwinners Returning/Lost: 10/3
Press Row Phone: (818) 677-4702
Website: www.gomatadors.com

2006 Schedule

Day	Date	Opponent	Time
Fri.	8/25	at San Diego State#	7 pm
Sat.	8/26	vs. San Diego#	12:30 pm
Sat.	8/26	vs. Hofstra#	4:30 pm
Fri.	9/1	Oregon\$	7 pm
Sat.	9/2	Utah State\$	7 pm
Fri.	9/8	vs. Xavier%	4:30 pm
Sat.	9/9	at UNLV%	noon
Fri.	9/15	vs. Harvard&	4:30 pm
Sat.	9/16	vs. Utah Valley State&	1 pm
Sat.	9/16	at San Jose State&	7 pm
Thurs.	9/21	UC Riverside*	7 pm
Sat.	9/23	Cal State Fullerton*	7 pm
Sat.	9/30	at Pacific*	7 pm
Tues.	10/3	at Long Beach State*	7:30 pm
Sat.	10/7	UC Davis	7 pm
Fri.	10/13	at Cal State Fullerton*	7 pm
Sat.	10/14	at UC Riverside*	7 pm
Thurs.	10/19	UC Santa Barbara*	7 pm
Sat.	10/21	Cal Poly*	7 pm
Thurs.	10/26	Pacific*	7 pm
Sat.	10/28	Fresno State	7 pm
Thurs.	11/2	at UC Irvine*	7 pm
Sat.	11/4	at UC Davis	7 pm
Fri.	11/10	at Cal Poly*	7 pm
Sat.	11/11	at UC Santa Barbara*	7 pm
Thurs.	11/16	Long Beach State*	7 pm
Sat.	11/18	UC Irvine*	7 pm
Tues.	11/21	at Loyola Marymount	7:30 pm


*Big West Conference match
Aztec Invitational (San Diego, Calif.)
\$ Fremont Investment Invit. (Northridge, Calif.)
% UNLV Volleyball Classic (Las Vegas, Nev.)
& SJSU Hyatt Invitational (San Jose, Calif.)
All times Pacific
Home matches in **bold**

About The Matadors...

- With a team that showcased 10 newcomers and no seniors, the Matadors posted a 2-12 conference record and went 4-23 overall in 2005. Cal State Northridge did manage to knock off 25th-ranked Pepperdine in a five-game match to record its second win of the season.
- The 2005 freshman class (Harmony Burdine, Darla Donaldson, Kelley Hanson, Amy Hultner, Val Kepler, Jenn Probert, Kayla Wright) accounted for 1,163 of the Matadors' 1,348 total kills last season. The freshman class also accounted for 86.3% of the Northridge offense.
- Donaldson led the team on offense with a .236 hitting percentage. The middle blocker was also second on the team in blocks with 83.
- Burdine, a 2005 Big West All-Freshman Team selection, wound up the season ranked third on the team in kills per game (2.70) and took the most swings (916) of all Matador hitters. She also tied for the team-high in aces with 24 and was one of Northridge's primary passers recording a .910 reception percentage. Not just an offensive weapon, Burdine finished second on the team in digs, averaging 2.74 per game and added 50 blocks for an average of 0.51 per game.

• Once again the Matador squad will showcase a youthful team that is comprised of two seniors and 12 underclassmen (three freshmen, nine sophomores). With such a young team last season, CSUN will return six starters and 10 letterwinners.

• The Matadors open the 2006 season with four tournaments in-a-row before beginning conference play on September 21. Cal State Northridge will host one of the four tournaments (Sept. 1-2) when they welcome Oregon and Utah State to The Matadome. Among the various opponents throughout the year, CSUN will face five schools that competed in last year's NCAA Tournament.



Jenn Probert



2006 Roster

No.	Name	Pos.	Ht.	Yr.	Exp.	Hometown/Last School
1	Lynda Morales	MB	6-2	Fr.	HS	Bakersfield, Calif./Centennial HS
2	Colleen Tobin	MB	6-2	Sr.	3V	Forest Park, Ill./Fenwick HS
3	Kelley Hanson	OH/L	5-10	So.	1V	Moorpark, Calif./Moorpark HS
4	Hilary Brinkman	OPP	6-3	Sr.	1V	Camarillo, Calif./Jefferson JC
6	Amy Hultner	DS/L	5-7	So.	1V	Garden Grove, Calif./Rosary HS
7	Sara Grayson	OH	5-11	Fr.	HS	Sandy, Utah/Juan Diego Catholic HS
8	Harmony Burdine	OH	5-10	So.	1V	Pico Rivera, Calif./La Habra HS
9	Alice Wang Xin	S/OH	6-0	So.	1V	Beijing, China/Beijing Experimental School
10	Angela Hupp	S/OH	6-1	Fr.	HS	Acton, Calif./Paraclete HS
12	Allison Sullivan	DS/L	5-8	So.	1V	Bakersfield, Calif./Centennial HS
13	Val Kepler	MB	6-3	So.	1V	Simi Valley, Calif./Royal HS
14	Darla Donaldson	MB	6-4	So.	1V	Murrieta, Calif./Chaparral HS
15	Jenn Probert	OH/MB	6-3	So.	1V	Ventura, Calif./Buena HS
16	Kayla Wright	S	5-8	So.	1V	Murrieta, Calif./Murrieta Valley HS

Cal State Northridge Matadors

2005 Statistics

	GP	K	E	TA	PCT.	A	SA	DIG	BS	BA	TB
Jenn Probert	98	270	154	839	.138	12	4	93	7	42	49
Harmony Burdine	99	267	141	916	.138	54	24	271	7	42	49
Darla Donaldson	87	253	112	598	.236	8	18	34	6	77	83
Val Kepler	95	164	64	454	.220	7	11	34	7	86	93
Hilary Brinkman	80	132	67	480	.135	27	6	32	4	40	44
Kelley Hanson	96	123	65	337	.172	25	24	227	0	14	14
Kayla Wright	90	85	29	204	.275	890	18	213	3	33	36
Diva Kakonde	19	24	17	90	.078	1	4	6	2	12	14
Kelly Zabielski	6	18	7	61	.180	2	0	7	0	5	5
Gini Mendenhall	22	7	5	26	.077	161	3	24	0	8	8
Jamie Crawford	82	3	2	7	.143	35	9	411	0	0	0
Courtney Williamson	2	1	0	1	1.00	0	0	0	0	0	0
Amy Hultner	96	1	2	14	-.071	9	18	194	0	0	0
Alice Wang Xin	2	0	0	0	.000	1	0	2	0	0	0
Allison Sullivan	4	0	0	0	.000	0	0	1	0	0	0
Kha-Tara Steen	1	0	0	1	.000	0	0	0	0	1	1
Cal State Northridge	99	1348	665	4028	.170	1232	139	1549	32	365	214.5
Opponents	99	1537	563	3917	.249	1437	173	1702	61	385	253.5

2005 Results (4-23, 2-12 Big West)

Day	Date	Opponent	W/L	Game Scores
Fri.	8/26	Arizona State#	L	30-27, 30-27, 21-30, 26-30, 9-15
Sat.	8/27	UNLV#	W	30-28, 25-30, 21-30, 30-26, 15-7
Sat.	8/27	Saint Mary's#	L	17-30, 25-30, 30-27, 30-32
Fri.	9/2	vs. Colorado State\$	L	28-30, 20-30, 26-30
Sat.	9/3	at Pepperdine\$	W	21-30, 31-33, 30-17, 30-26, 15-12
Sat.	9/3	vs. Northern Iowa\$	L	24-30, 19-30, 33-31, 13-30
Thurs.	9/8	vs. UCLA%	L	21-30, 20-30, 26-30
Fri.	9/9	at Hawaii%	L	17-30, 22-30, 24-30
Sat.	9/10	vs. Cincinnati%	L	30-28, 25-30, 24-30, 23-30
Sat.	9/17	Cal Poly*	W	20-30, 32-30, 30-28, 30-23
Tues.	9/20	Loyola Marymount	L	20-30, 24-30, 27-30
Fri.	9/23	at UC Riverside*	L	30-26, 30-15, 26-30, 19-30, 8-15
Sat.	9/24	at Cal State Fullerton*	L	28-30, 27-30, 27-30
Sat.	10/1	at Pacific*	L	22-30, 31-29, 17-30, 24-30
Fri.	10/7	Long Beach State*	L	31-33, 21-30, 25-30
Sat.	10/8	UC Davis	L	30-24, 22-30, 27-30, 27-30
Fri.	10/14	at UC Santa Barbara*	L	26-30, 30-26, 16-30, 24-30
Sat.	10/15	at Cal Poly*	L	16-30, 11-30, 22-30
Thurs.	10/20	Cal State Fullerton*	W	30-28, 30-23, 30-23
Sat.	10/22	UC Riverside*	L	20-30, 22-30, 28-30
Tues.	10/25	UC Irvine*	L	24-30, 28-30, 28-30
Sat.	10/29	Pacific*	L	20-30, 25-30, 27-30
Fri.	11/4	at UC Davis	L	14-30, 21-30, 30-24, 24-30
Sat.	11/5	at Fresno State	L	30-28, 31-33, 28-30, 30-28, 13-15
Sat.	11/12	UC Santa Barbara*	L	23-30, 21-30, 17-30
Fri.	11/18	at UC Irvine*	L	18-30, 23-30, 18-30
Sat.	11/19	at Long Beach State*	L	13-30, 21-30, 21-30

* Big West Conference match

Fremont Investment & Loan Invitational (Northridge, Calif.)

\$ Pepperdine Classic (Malibu, Calif.)

% Waikiki Beach Marriott Volleyball Challenge (Honolulu, Hawaii)

Home matches in **bold**

Keep An Eye On...

8 Harmony Burdine

OH • 5-10 • So. • Pico Rivera, Calif.



- Named to the 2005 Big West All-Freshmen Team.
- As a freshman (2005) she ranked second on the team in kills with 267.
- Last season tied for first on the Matador squad with 24 service aces.
- Stepped up defensively, recording 271 digs in 2005.

14 Darla Donaldson

MB • 6-4 • So. • Murrieta, Calif.



- During her freshman campaign in 2005, she led the team on offense with a .236 hitting percentage.
- Last season finished third on the team with 253 kills.
- Proved successful at the net with 83 total blocks (6 solo, 77 assists).

Head Coach Jeff Stork

5th Season • Pepperdine (1985)



Career Record: 70-69
(.504)

CSUN Record: 48-63
(.432)

- Led the Matadors to consecutive NCAA Tournament berths in his second and third seasons (2003, 2004) at the helm of the CSUN program.

• Led Cal State Northridge to its best record as a member of the Big West in 2004.

• Distinguished playing career includes being a three-time Olympian and the starting setter of the gold medal winning United States squad at the 1988 Olympics in Seoul, South Korea.

• Was a three-time All-American as a player at Pepperdine.

Coaching Experience: Asst. men's coach, Pepperdine, 1985 ... asst. women's coach, New Mexico, 1997 ... asst. men's coach, Pepperdine, 1999, 2001-02 ... interim men's head coach, Pepperdine, 2000 ... head women's coach, Cal State Northridge, 2002-present.

Stork's Coaching Record

Year	School	W	L	Pct.
2000	Pepperdine	22	6	.786
2002	Cal State Northridge	11	16	.407
2003	Cal State Northridge	16	13	.552
2004	Cal State Northridge	17	11	.607
2005	Cal State Northridge	4	23	.148
Totals		70	69	.504

Long Beach State 49ers

Quick Facts

Location: Long Beach, Calif.
Founded: 1949
Enrollment: 34,576
Nickname: 49ers
Colors: Black & Gold
Home Court: The Walter Pyramid
Capacity: 5,000
President: Dr. F. King Alexander
Athletic Director: Vic Cegles
Senior Woman Admin.: Cindy Masner
Head Coach: Brian Gimmillaro
Assistant Coach: Debbie Green
Assistant Coach: Melissa Ohta
Volleyball Office: (562) 985-8366
Asst. AD/Media Services: Steve Janisch
Volleyball SID: Chris DeConna
Office: (562) 985-8569
Fax: (562) 985-1549
e-mail: cdeconna@csulb.edu
2005 Overall Record: 25-7
2005 Conference Record: 12-2 (t-1st)
Starters Returning/Lost: 4/4
Letterwinners Returning/Lost: 8/7
Press Row Phone: (562) 985-4667
Website: www.longbeachstate.com

2006 Schedule

Day	Date	Opponent	Time
Fri.	8/25	Missouri#	7:30 pm
Sat.	8/26	Alabama#	Noon
Sat.	8/26	Villanova#	7:30 pm
Wed.	8/30	Oregon	7:30 pm
Fri.	9/1	vs. Middle Tennessee\$	3 pm
Sat.	9/2	vs. Saint Mary's\$	3 pm
Sun.	9/3	at Nebraska\$	Noon
Thurs.	9/7	Saint Mary's%	7:30 pm
Sat.	9/9	Idaho%	7 pm
Fri.	9/15	UNLV	7:30 pm
Thurs.	9/21	at Sacramento State	7 pm
Sat.	9/23	at UC Davis	7 pm
Fri.	9/29	UC Santa Barbara*	7:30 pm
Sat.	9/30	Cal Poly*	7 pm
Tues.	10/3	Cal State Northridge*	7:30 pm
Thurs.	10/5	UC Irvine*	7:30 pm
Fri.	10/13	UC Davis	7:30 pm
Sat.	10/14	Pacific*	7 pm
Fri.	10/20	at Cal State Fullerton*	7 pm
Sat.	10/21	at UC Riverside*	7 pm
Fri.	10/27	at Cal Poly*	7 pm
Sat.	10/28	at UC Santa Barbara*	7 pm
Sat.	11/4	at UC Irvine*	7 pm
Fri.	11/10	UC Riverside*	7:30 pm
Sat.	11/11	Cal State Fullerton*	7 pm
Thurs.	11/16	at Cal State Northridge*	7 pm
Sat.	11/18	at Pacific*	7 pm
Fri.	11/24	Va. Commonwealth&	7:30 pm
Sat.	11/25	Albany&	3 pm
Sat.	11/25	Western Michigan&	7:30 pm

*Big West Conference match

Long Beach State Tournament (Long Beach, Calif.)

\$ Labor Day Tournament (Lincoln, Neb.)

% Long Beach State Classic (Long Beach, Calif.)

& Baden Thanksgiving Tour. (Long Beach, Calif.)

All times Pacific

Home matches in **bold**

About The 49ers...

• The 49ers went 2-0 the final weekend of conference play to share the 2005 Big West Championship with UC Santa Barbara, marking their first conference title in four years, eighth overall. The 49ers gained the NCAA automatic berth by virtue of a tiebreaker based on number of games won during the conference season. This marked the 19th-straight NCAA Tournament appearance for the Long Beach State volleyball team.

• Last year the 49ers posted their second consecutive 20-win season and their 18th in the past 19 years. The 2003 season was the only year in the 19-year span that Long Beach State did not reach the 20-win plateau. They finished that season one win shy at 19-9.


• As a team, LBSU ended the 2005 season as the conference leader in three categories - hitting percentage (.286), assists (15.44) and kills (16.80). Individually, two-time All-Big West First Team member Alexis Crimes topped the chart in hitting percentage with a .378 average. The junior middle blocker also led the league with 1.44 blocks per game.

• Long Beach State plays a conference-high 18 matches at home this year, including five against teams that participated in last year's NCAA Tournament. In 2005, the 49ers were 12-2 at The Walter Pyramid, which included a 7-0 record to open the season. On the road, LBSU will face two more tournament teams, including 2005 National Runner-Up Nebraska.

• This year Alexis Crimes leads a veteran squad that will showcase nine upperclassmen. The 2005 AVCA All-America Honorable Mention member holds a career hitting percentage of .376, which ranks her in the top ten in the Big West. The Rancho Cucamonga, Calif., native is also powerful on defense, accumulating 158 blocks last season.

• Along with Crimes, setters Dyanne Lawlor (junior) and Nicole Vargas (sophomore) return to the court to help the 49ers try for their ninth Big West title. Last season, evenly splitting playing time, Lawlor posted 758 assists and Vargas tallied 741.

• Long Beach State head coach Brian Gimmillaro, who was named 2005 Big West Co-Coach of the Year, is second in conference history with 282 Big West victories. He is just four wins behind the conference leader, current UC Santa Barbara Head Coach Kathy Gregory.



Alexis Crimes

Beach

2006 Roster

No.	Name	Pos.	Ht.	Yr.	Exp.	Hometown/Last School
1	Tara Chambers	MB	6-3	R-Fr.	HS	Las Vegas, Nev./San Diego State
3	Cynthia Buggs	DS	5-8	Jr.	TR	Compton, Calif./Tennessee
4	Heather Hetzer	OH	6-1	Jr.	2V	Mukilteo, Wash./Kamiah HS
6	Sarah Hudson	DS	5-10	Jr.	TR	Fountain Valley, Calif./Golden West College
8	Naomi Washington	OH	6-3	R-Fr.	HS	New Orleans, La./Warren Easton HS
9	Michaela Hasalikova	MB	6-3	Jr.	TR	Vsetin, Czech Republic/Masaryk Univ.
10	Nicole Vargas	S	5-8	So.	1V	Seal Beach, Calif./St. Joseph HS
11	Avalon Preisendorfer	OH/MB	5-11	Fr.	HS	San Diego, Calif./La Jolla HS
13	Iris Murray	DS	5-5	Jr.	2V	Artesia, Calif./Gahr HS
15	Dyanne Lawlor	S	6-2	Jr.	2V	Yorba Linda, Calif./Esperanza HS
19	Robin Miramontes	OPP	6-1	Sr.	3V	Upland, Calif./Upland HS
21	Quincy Verdin	OH	6-0	So.	1V	Morgan City, La./Central Catholic HS
34	Alexis Crimes	MB	6-3	Jr.	2V	Rancho Cucamonga, Calif./Etiwanda HS
79	Mariko Crum	OPP	6-3	Sr.	3V	Phoenix, Ariz./Horizon HS

Long Beach State 49ers

2005 Statistics

	GP	K	E	TA	PCT.	A	SA	DIG	BS	BA	TB
Alexis Crimes	110	398	102	783	.378	4	4	36	27	131	158
Ali Daley	107	367	88	913	.306	14	20	236	9	44	53
Erika Chidester	90	312	103	720	.290	21	20	179	10	90	100
Mariko Crum	99	220	83	460	.298	54	0	37	4	96	100
Robin Miramontes	67	213	93	520	.231	16	4	80	6	20	26
Rosie Lewis	45	137	73	354	.181	0	0	25	10	21	31
Quincy Verdin	27	89	42	190	.247	0	0	14	1	2	3
Dyanne Lawlor	59	39	10	95	.305	758	19	107	3	39	42
Nicole Vargas	59	34	18	95	.168	741	19	165	2	34	36
Natalie Uhart	16	13	9	39	.103	1	0	6	1	13	14
Sara Kroneberger	109	12	8	43	.093	14	19	222	0	0	0
Heather Hetzer	10	8	3	23	.217	0	0	2	0	7	7
Taylor Peyton	97	4	0	7	.571	42	26	201	0	0	0
Heather Laudato	110	1	1	3	.000	24	33	449	0	0	0
Iris Murray	22	1	0	1	1.00	9	3	51	0	0	0
Long Beach State	110	1848	633	4246	.286	1698	167	1810	73	497	321.5
Opponents	110	1586	740	4445	.190	1434	165	1466	53	377	241.5

2005 Results (25-7, 12-2 Big West)

Day	Date	Opponent	W/L	Game Scores
Fri.	8/26	Long Island#	W	30-25, 30-13, 30-27
Sat.	8/27	Sacramento State#	W	19-30, 30-24, 25-30, 30-24, 15-11
Fri.	9/2	vs. Michigan\$	W	30-20, 33-31, 30-25
Sat.	9/3	at Ohio State\$	L	25-30, 25-30, 30-32
Fri.	9/9	vs. Rutgers%	W	30-22, 38-36, 28-30, 32-30
Sat.	9/10	vs. Louisville%	L	27-30, 24-30, 28-30
Sat.	9/10	at UNLV%	W	16-30, 30-25, 30-20, 22-30, 15-11
Fri.	9/16	vs. American^	W	30-13, 30-22, 30-18
Sat.	9/17	vs. Arkansas^	W	30-28, 30-23, 30-24
Sat.	9/17	at San Diego^	L	18-30, 30-21, 22-30, 22-30
Tues.	9/20	at Pepperdine	W	30-24, 30-24, 30-28
Fri.	9/23	UC Davis	W	30-15, 30-26, 30-13
Sat.	9/24	Saint Mary's	W	30-26, 30-27, 27-30, 31-29
Fri.	9/30	at UC Santa Barbara*	L	28-30, 19-30, 25-30
Sat.	10/1	at Cal Poly*	W	30-27, 30-28, 24-30, 30-24
Thurs.	10/6	at UC Irvine*	W	30-25, 30-21, 30-21
Fri.	10/7	at Cal State Northridge*	W	33-31, 30-21, 30-25
Fri.	10/14	Cal State Fullerton*	W	30-15, 30-16, 30-17
Sat.	10/15	UC Riverside*	W	30-14, 30-23, 30-17
Sat.	10/22	at UC Davis	W	30-18, 30-21, 30-20
Fri.	10/28	Cal Poly*	L	30-27, 30-26, 27-30, 21-30, 16-18
Sat.	10/29	UC Santa Barbara*	W	30-25, 35-33, 30-19
Thurs.	11/3	at Pacific*	W	31-29, 30-24, 28-30, 25-30, 16-14
Sat.	11/5	UC Irvine*	W	30-22, 30-19, 30-20
Fri.	11/11	at UC Riverside*	W	30-22, 30-21, 30-22
Sat.	11/12	at Cal State Fullerton*	W	30-21, 30-25, 30-21
Fri.	11/18	Pacific*	W	30-23, 30-16, 30-25
Sat.	11/19	Cal State Northridge*	W	30-13, 30-21, 30-21
Fri.	11/25	South Dakota State+	W	30-28, 30-21, 30-18
Fri.	11/25	Pittsburgh+	W	30-27, 30-26, 30-28
Sat.	11/26	Florida A&M+	L	30-19, 25-30, 29-30, 23-30
Fri.	12/2	vs. San Diego@	L	28-30, 30-25, 26-30, 28-30

* Big West Conference match

Mizuno Invitational (Long Beach, Calif.)

\$ at Columbus, Ohio

% UNLV Volleyball Classic (Las Vegas, Nev.)

^ University of San Diego Tournament (San Diego, Calif.)

+ Baden Thanksgiving Tournament (Long Beach, Calif.)

@ NCAA Tournament (Los Angeles, Calif.)

Home matches in bold

Keep An Eye On...

34 Alexis Crimes


MB • 6-3 • Jr. • Rancho Cucamonga, Calif.



- Two-time All-Big West First Team selection.
- In 2005, led the conference in hitting percentage (.378) and blocks (1.44).
- Her 158 blocks (27 solo, 131 assists) led the 49er squad.
- Was one of two 49ers to play in all 110 games last season.

10 Nicole Vargas

S • 5-8 • So. • Seal Beach, Calif.



- Split playing time with veteran setter Dyanne Lawlor.
- Posted 741 assists in 59 games played for a 12.56 APG average.
- On defense she recorded 165 digs and 36 blocks.

Head Coach Brian Gimmillaro

22nd Season • Long Beach St. (1970)



Career Record: 578-135 (.811)

LBSU Record: Same

- Ranks in the top 10 among active Division I head coaches with a career .811 winning percentage.
- Coached Long Beach State to three NCAA Championships (1989, 1993, 1998)

and eight Final Fours since 1989.

- Was named American Volleyball Coaches Association DI National Coach of the Year in 1998.
- Has coached four players who have captured NCAA Player of the Year honors six times, including two-time winners Tara Cross and Misty May.
- Has garnered Big West Coach of the Year accolades six times and has led the 49ers to 30 or more wins in nine of his 20 seasons.

Coaching Experience: Head coach, Gahr High School (Cerritos, Calif.), 1978-85 ... head coach, Long Beach State, 1985-present.

Gimmillaro's Coaching Record

Year	School	W-L	Pct.	1996	LBSU	33-3	.916
1985	LBSU	18-13	.581	1997	LBSU	33-2	.943
1986	LBSU	15-17	.469	1998	LBSU	36-0	1.000
1987	LBSU	25-14	.641	1999	LBSU	31-4	.886
1988	LBSU	26-7	.788	2000	LBSU	24-8	.750
1989	LBSU	32-5	.865	2001	LBSU	33-1	.971
1990	LBSU	29-9	.763	2002	LBSU	28-4	.875
1991	LBSU	36-2	.947	2003	LBSU	19-11	.633
1992	LBSU	30-3	.938	2004	LBSU	24-7	.774
1993	LBSU	32-2	.941	2005	LBSU	25-7	.781
1994	LBSU	27-6	.820	Totals		578-135	.811
1995	LBSU	22-10	.688				

UC Irvine Anteaters

Quick Facts

Location: Irvine, Calif.
Founded: 1965
Enrollment: 25,000
Nickname: Anteaters
Colors: Blue & Gold
Home Court: Crawford Court
Capacity: 760
Chancellor: Dr. Michael V. Drake
Athletic Director: Bob Chichester
Senior Woman Admin.: Paula Smith
Head Coach: Charlie Brande
Assistant Coach: Sabrina Hernandez
Assistant Coach: Patrick Smith
Volleyball Office: (949) 824-6682
Assistant AD/Athletic Communications:
 Bob Olson
Volleyball SID: Fumi Kimura
Office: (949) 824-9474
Fax: (949) 824-5260
e-mail: fkimura@uci.edu
2005 Overall Record: 10-20
2005 Conference Record: 3-11 (7th)
Starters Returning/Lost: 4/3
Letterwinners Returning/Lost: 7/7
Press Row Phone: (949) 824-1777
Website: www.athletics.uci.edu


2006 Schedule

Day	Date	Opponent	Time
Fri.	8/25	at Oregon#	7 pm
Sat.	8/26	vs. Portland State#	7 pm
Thurs.	8/31	San Diego	7 pm
Fri.	9/1	Iowa State\$	7 pm
Sat.	9/2	Michigan\$	7 pm
Fri.	9/8	at Loyola Marymount%	7 pm
Sat.	9/9	vs. Nevada%	10 am
Sat.	9/9	vs. Southern Methodist%	5 pm
Thurs.	9/14	vs. Georgetown&	5 pm
Fri.	9/15	vs. Saint Mary's&	5 pm
Sat.	9/16	vs. Santa Clara&	Noon
Wed.	9/20	at Loyola Marymount	7 pm
Sun.	9/24	at UC Davis	2 pm
Fri.	9/29	Cal Poly*	7 pm
Sat.	9/30	UC Santa Barbara*	7 pm
Thurs.	10/5	at Long Beach State*	7:30 pm
Sat.	10/7	Pacific*	7 pm
Sat.	10/14	UC Davis	7 pm
Fri.	10/20	at UC Riverside*	7 pm
Sat.	10/21	at Cal State Fullerton*	7 pm
Fri.	10/27	at UC Santa Barbara*	7 pm
Sat.	10/28	at Cal Poly*	7 pm
Thurs.	11/2	Cal State Northridge*	7 pm
Sat.	11/4	Long Beach State*	7 pm
Fri.	11/10	Cal State Fullerton*	7 pm
Sat.	11/11	UC Riverside*	7 pm
Thurs.	11/16	at Pacific*	7 pm
Sat.	11/18	at Cal State Northridge*	7 pm
Sat.	11/25	vs. Virginia Commonwealth^7	pm

Oregon Kickoff Classic (Eugene, Ore.)
 \$ UC Irvine Classic (Irvine, Calif.)
 % LMU Tournament (Los Angeles, Calif.)
 & Stanford Invitational (Palo Alto, Calif.)
 ^ Baden Thanksgiving Tourn. (Long Beach, Calif.)
 *Big West Conference match
 All times Pacific
 Home matches in **bold**

About The Anteaters...

- After back-to-back NCAA Tournament appearances, the Anteaters posted an overall record of 10-20, 3-11 in the Big West (seventh place). This marked the first time in four years UCI did not notch double-digit Big West wins.
- The Anteaters opened their 2005 campaign on the right foot, winning three of the first four matches, but struggled the rest of the season. UCI only managed to post back-to-back victories one other time throughout the year.
- UC Irvine finished the 2005 season ranked third in the Big West with a .234 hitting percentage. The Anteaters were led by graduating seniors Whitney Pavlik (.369) and Amanda Vazquez (.353). UCI will also be without libero Keegan Featherstone. She picked up 1,046 digs in four seasons to finish sixth in UCI's career records and became the seventh Anteater to reach the 1000-dig milestone.
- Sophomores Lauren Kellerman and Devon Sutherland return for the 2006 season after having solid first year campaigns. Kellerman finished second on the team with 309 kills and a 3.06 kill per game average. The outside hitter finished first with 30 service aces and fifth in digs with 188, earning a spot on the Big West All-Freshman Team. Sutherland proved to be versatile, serving as a defensive specialist, libero and setter. She posted 226 digs and a 2.11 per game average, 68 assists and was third on the team with 33 service aces.
- Along with the six freshmen added to the 2006 roster, the Anteaters' squad will showcase two sophomores, four juniors and one senior.
- The Anteaters will face eight teams that advanced to postseason play last year, including Final Four participant Santa Clara. The 2006 schedule is also dominated by road matches with 18 of the 29 games being played away from Crawford Court.



Trisha White



2006 Roster

No.	Name	Pos.	Ht.	Yr.	Exp.	Hometown/Last School
1	Trisha White	MB	5-11	Sr.	3V	Lakeport, Calif./Clear Lake HS
2	Devon Sutherland	L/S	5-6	So.	1V	Corona, Calif./Santiago HS
3	Emily Yamate	DS	5-2	Fr.	HS	Torrance, Calif./South Torrance HS
4	Christa Conom	S	5-9	Jr.	2V	Monte Sereno, Calif./St. Francis HS
5	Lauren Souto	DS	5-4	Fr.	HS	Huntington Beach, Calif./Mater Dei HS
7	Taryn Robertson	S	5-11	Fr.	HS	Valencia, Calif./Valencia HS
10	Alex Filkins	OH	6-1	Fr.	HS	Seal Beach, Calif./Los Alamitos HS
13	Caroline Kim	L	5-4	Jr.	2V	Torrance, Calif./South Torrance HS
14	Lauren Kellerman	OH	5-10	So.	1V	Escondido, Calif./Escondido HS
15	Cassandra Lee	MB	6-0	Jr.	1V	Las Vegas, Nev./Wisconsin-Green Bay
16	Chelsea Ellis	MB	6-3	Fr.	HS	Los Angeles, Calif./Brentwood HS
21	Kristin Kelley	MB	6-1	Jr.	1V	Pasadena, Calif./Washington State
22	McCall Miller	DS/S	5-10	Fr.	HS	Laguna Beach, Calif./Mater Dei HS

UC Irvine Anteaters

2005 Statistics

	GP	K	E	TA	PCT.	A	SA	DIG	BS	BA	TB
Amanda Vazquez	112	409	103	868	.353	17	34	85	21	93	114
Lauren Kellerman	101	309	158	917	.165	13	30	188	9	32	41
Whitney Pavlik	109	277	62	582	.369	10	23	80	20	73	93
Trisha White	93	244	109	754	.179	9	11	75	8	33	41
Kristin Kelley	95	209	124	637	.133	11	3	52	4	40	44
Cassidy Caprista	87	127	38	285	.312	16	0	24	6	42	48
Christa Conom	108	29	17	88	.136	1280	10	174	2	22	24
Jennifer Moser	112	7	3	21	.190	23	20	348	0	0	0
Stephanie Thomas	40	5	10	30	-.167	3	2	3	1	6	7
Devon Sutherland	107	4	5	22	-.045	68	33	226	0	4	4
Keegan Featherstone	102	3	5	18	-.111	14	5	277	0	0	0
Cassie Lee	5	1	1	7	.000	0	0	0	1	0	1
Caroline Kim	37	1	0	4	.250	8	2	41	0	0	0
Terri Peterson	60	0	0	3	.000	4	8	39	0	0	0
UC Irvine	112	1625	635	4237	.234	1476	181	1612	72	345	244.5
Opponents	112	1731	676	4331	.244	1572	197	1700	67	349	241.5

2005 Results (10-20, 3-11 Big West)

Day	Date	Opponent	W/L	Game Scores
Fri.	8/26	San Diego	L	28-30, 23-30, 12-30
Sat.	8/27	Hofstra	W	30-27, 30-25, 29-31, 30-32, 15-11
Sat.	8/27	Long Island	W	30-27, 27-30, 30-27, 27-30, 15-9
Thurs.	9/1	Missouri-Kansas City	W	30-13, 30-18, 26-30, 30-19
Fri.	9/2	UNLV#	L	23-30, 22-30, 25-30
Sat.	9/3	Southern Mississippi#	cancelled	
Sat.	9/3	Santa Clara#	L	32-30, 29-31, 22-30, 28-30
Fri.	9/9	at Colorado State\$	L	22-30, 24-30, 33-35
Sat.	9/10	vs. Oregon State\$	W	30-28, 30-27, 22-30, 30-18
Sat.	9/10	vs. Virginia Tech\$	L	30-22, 30-27, 30-32, 22-30, 11-15
Fri.	9/16	vs. Eastern Michigan%	W	30-20, 30-20, 19-30, 30-28
Sat.	9/17	at Florida%	L	20-30, 24-30, 13-30
Fri.	9/23	Saint Mary's	L	29-31, 26-30, 27-30
Sat.	9/24	UC Davis	W	30-20, 30-17, 30-18
Fri.	9/30	at Cal Poly*	L	18-30, 19-30, 30-28, 30-28, 13-15
Sat.	10/1	at UC Santa Barbara*	L	28-30, 19-30, 19-30
Thurs.	10/6	Long Beach State*	L	25-30, 21-30, 21-30
Sat.	10/8	at Pacific*	L	33-35, 22-30, 17-30
Fri.	10/14	UC Riverside*	L	35-33, 26-30, 21-30, 27-30
Sat.	10/15	Cal State Fullerton*	W	30-22, 21-30, 32-30, 30-27
Tues.	10/18	Loyola Marymount	L	20-30, 22-30, 25-30
Fri.	10/21	at UC Davis	W	30-24, 30-22, 30-26
Tues.	10/25	at Cal State Northridge*	W	30-24, 30-28, 30-28
Fri.	10/28	UC Santa Barbara*	L	30-25, 28-30, 30-20, 18-30, 10-15
Sat.	10/29	Cal Poly*	L	21-30, 17-30, 26-30
Sat.	11/5	at Long Beach State*	L	22-30, 19-30, 20-30
Fri.	11/11	at Cal State Fullerton*	L	27-30, 22-30, 30-28, 21-30
Sat.	11/12	at UC Riverside*	L	30-32, 26-30, 30-23, 32-30, 9-15
Fri.	11/18	Cal State Northridge*	W	30-18, 30-23, 30-18
Sat.	11/19	Pacific*	L	26-30, 26-30, 30-25, 30-23, 9-15
Sat.	11/26	Pittsburgh	L	24-30, 30-23, 25-30, 21-30

* Big West Conference match

Holiday Inn-Costa Mesa Sunset Classic (Irvine, Calif.)

\$ Hilton Classic (Fort Collins, Colo.)

% Campus USA Credit Union Classic (Gainesville, Fla.)

Home matches in **bold**

Keep An Eye On...

14 Lauren Kellerman

OH • 5-10 • So. • Escondido, Calif.



- Finished second on the team in kills (309) her freshman season.
- Earned 2005 Big West All-Freshman honors.
- Defensively she tallied 188 digs and 41 total blocks.

#1 Trisha White

MB • 5-11 • Sr. • Lakeport, Calif.



- Posted 244 kills in 93 games on the season for a 2.63 KPG average.
- Owned a .179 hitting percentage and posted 75 digs and 41 blocks.
- She is one of four upperclassmen on this season's squad and the lone senior.

Head Coach Charlie Brande

7th Season • UC Irvine (1969)



Career Record: 84-95 (.470)

UCI Record: Same

- Led UCI to back-to-back NCAA Tournament appearances (2003, 2004) for the first time in school history.
- Guided the Anteaters to their highest conference finish ever with a second place

showing in 2003.

• Director of Orange County Volleyball Club since 1982. Has administered 34 national championship teams and produced over 200 collegiate women's volleyball players.

• Named 1999 Mountain Pacific Sports Federation (MPSF) Men's Coach of the Year.

Coaching Experience: Asst. girls coach, Newport Harbor High School (Costa Mesa, CA), 1978-79... asst. men's and women's coach, Hawai'i, 1980-81... asst. women's coach, UCLA, 1982... asst. girls coach, Corona del Mar High School (Corona del Mar, CA), 1984, 1988-90... head men's coach, UC Irvine, 1997-2002... head women's coach, UC Irvine, 2000-present.

Brande's Coaching Record

Year	School	W	L	Pct.
2000	UC Irvine	9	20	.310
2001	UC Irvine	4	23	.148
2002	UC Irvine	19	11	.633
2003	UC Irvine	24	10	.706
2004	UC Irvine	18	11	.620
2005	UC Irvine	10	20	.333
Totals		84	95	.470

UC Riverside Highlanders

Quick Facts

Location: Riverside, Calif.
Founded: 1954
Enrollment: 17,000
Nickname: Highlanders
Colors: Blue & Gold
Home Court: Student Recreation Center
Capacity: 3,168
Chancellor: Dr. France A. Córdova
Athletic Director: Stan Morrison
Senior Woman Admin.: TBA
Head Coach: Sue Gozansky
Assistant Coach: Monica Trainer
Volleyball Office: (951) 827-5439
Media Relations Director: Ross French
Volleyball SID: Ross French
Office: (951) 827-5438
Fax: (951) 827-5889
e-mail: ross.french@ucr.edu
2005 Overall Record: 16-11
2005 Conference Record: 4-10 (6th)
Starters Returning/Lost: 3/3
Letterwinners Returning/Lost: 8/3
Press Row Phone: (951) 827-2153
Website: www.athletics.ucr.edu

2006 Schedule

Day	Date	Opponent	Time
Fri.	8/25	vs. Stephen F. Austin#	4:30 pm
Sat.	8/26	at New Mexico#	Noon
Sat.	8/26	vs. Utah State#	4:30 pm
Fri.	9/1	vs. Northern Arizona\$	5 pm
Sat.	9/2	vs. Bowling Green\$	9 am
Sat.	9/2	at Denver\$	5:30 pm
Fri.	9/8	vs. Western Kentucky%	12:30 pm
Fri.	9/8	vs. Syracuse%	5 pm
Sat.	9/9	vs. San Francisco%	10 am
Sat.	9/9	at Sacramento State%	3 pm
Sat.	9/16	UNLV	5 pm
Thurs.	9/21	at Cal State Northridge*	7 pm
Sat.	9/23	at Pacific*	7 pm
Thurs.	9/28	at Cal State Fullerton*	7 pm
Sat.	9/30	UC Davis	7 pm
Fri.	10/6	at Cal Poly*	7 pm
Sat.	10/7	at UC Santa Barbara*	7 pm
Fri.	10/13	Pacific*	7 pm
Sat.	10/14	Cal State Northridge*	7 pm
Fri.	10/20	UC Irvine*	7 pm
Sat.	10/21	Long Beach State*	7 pm
Sat.	10/28	UC Davis	7 pm
Fri.	11/3	UC Santa Barbara*	7 pm
Sat.	11/4	Cal Poly*	7 pm
Fri.	11/10	at Long Beach State*	7:30 pm
Sat.	11/11	at UC Irvine*	7 pm
Fri.	11/17	Cal State Fullerton*	7 pm

Hilton Albuquerque Classic (Albuquerque, N.M.)
 \$ University of Denver Tournament (Denver, Colo.)
 % Sacramento State Tournament (Sacramento, Calif.)
 *Big West Conference match
 All times Pacific
 Home matches in **bold**

About The Highlanders...

• UC Riverside set a school record for wins in a season at the DI level, with a 16-11 record last year. The Highlanders dominated in nonconference play with a 12-1 record, which included a 10-1 start, but struggled in Big West matchups with a 4-10 record.

• In 2005, the Highlanders recorded their best conference winning percentage since joining the Big West Conference, with a winning percentage of .287 (4-10). UCR's four wins also tied the school record for most conference wins. In 2003, UC Riverside registered a 4-14 record.

• With a top-heavy road stint, the Highlanders play 15 of their first 17 matches away from the Student Recreation Center before returning home to host seven contests in-a-row. In 2005, UC Riverside proved more successful on the road or at neutral sites with a 12-5 record.

• Despite returning eight letterwinners from last season's squad, UCR welcomes eight new faces and two redshirt freshmen to the team. The trio made up of junior Angie Mitchell and seniors Janiece Manuel and Ashley Halperin will guide this year's mix of veterans and newcomers. Playing in all but three games last season, Mitchell led the Highlanders, both offensively and defensively, recording a .282 hitting percentage and 69 blocks.

• At the helm of the UC Riverside squad is head coach Sue Gozansky (664-449-16), who is entering her 37th year as the Highlander coach - the second longest tenure among Division I volleyball coaches.

• Last season UC Riverside led the conference in digs with an average of 17.34 per game, while finishing second in the conference in both assists (14.47 per game) and kills (15.76 per game).

• Emulating last season, UCR is once again the only squad in the Big West with a roster comprised entirely of Californians.



Angie Mitchell

2006 Roster

No.	Name	Pos.	Ht.	Yr.	Exp.	Hometown/Last School
1	Kelsey Stevens	S/DS	5-8	Fr.	HS	Redlands, Calif./Arrowhead Christian Academy
2	Kimberly McNeal	DS/L	5-6	Jr.	2V	Carson, Calif./Junipero Serra HS
3	Amy Read	OH	5-11	So.	1V	Fresno, Calif./Clovis West HS
4	Ashley Halperin	OH	5-9	Sr.	3V	Apple Valley, Calif./Apple Valley HS
5	Kayla Roth	S/DS/L	5-7	Fr.	HS	Paso Robles, Calif./Paso Robles HS
6	Kelley Quinn	MB/OH	6-1	Fr.	HS	Brentwood, Calif./Liberty HS
7	Brittney Murrey	S	5-11	R-Fr.	HS	El Cerrito, Calif./St. Mary's HS
8	Angela Pizzella	OH/MB	6-0	Fr.	HS	San Jose, Calif./Willow Glen HS
9	Dominique Cowling	OH	5-8	Fr.	HS	Benicia, Calif./Benicia HS
10	Angie Mitchell	MB/OH	6-1	Jr.	2V	Palmdale, Calif./Highland HS
11	Jessica Deleon	DS	5-3	Fr.	HS	Hesperia, Calif./Victor Valley HS
12	Raquel Salinas	MB	6-0	So.	1V	San Leandro, Calif./Moreau Catholic HS
13	Amanda Nilsson	S/DS	5-7	Fr.	HS	Torrance, Calif./Torrance HS
14	Tonbi Youpele	MB	5-8	Fr.	HS	San Bernardino, Calif./Pacific HS
15	Laura Eck	OH	6-1	So.	1V	Del Mar, Calif./Torrey Pines HS
16	Janiece Manuel	MB	6-1	Sr.	3V	Seeley, Calif./Central Union HS
17	Lisa Buchicchio	OH	5-9	Fr.	HS	Arcadia, Calif./Arcadia HS
18	Kellie DeKiewiet	MB	6-0	R-Fr.	HS	Hemet, Calif./Baptist Christian HS

UC Riverside Highlanders

2005 Statistics

	GP	K	E	TA	PCT.	A	SA	DIG	BS	BA	TB
Jamie DeKiewiet	90	443	185	1068	.242	35	25	327	11	25	36
Valerie Bueno	90	258	98	681	.235	58	15	285	0	33	33
Angie Mitchell	90	167	52	408	.282	5	0	27	15	54	69
Kelly Crow	74	165	56	475	.229	11	10	140	0	8	8
Ashley Halperin	77	156	87	450	.153	24	10	152	1	9	10
Janiece Manuel	88	143	73	356	.197	9	10	40	14	44	58
Kym Murphy	90	80	23	230	.248	1126	39	193	1	35	36
Raquel Salinas	22	19	5	51	.275	3	0	3	6	14	20
Amy Read	19	18	14	59	.068	3	4	24	0	5	5
Laura Eck	19	6	2	29	.138	2	5	14	1	2	3
Tarin Tartaglia	28	5	2	14	.214	40	8	22	1	0	1
Kimberly McNeal	93	5	1	6	.667	30	28	383	0	1	1
Jessica Regner	16	1	1	2	.000	0	0	3	0	0	0
UC Riverside	93	1466	599	3829	.226	1346	155	1613	50	230	165.0
Opponents	93	1376	556	3777	.217	1237	134	1467	37	335	204.5

2005 Results (16-11, 4-10 Big West)

Day	Date	Opponent	W/L	Game Scores
Fri.	8/26	Hofstra	W	30-20, 22-30, 30-28, 30-23
Fri.	9/2	vs. Creighton#	L	15-30, 29-31, 22-30
Fri.	9/2	vs. Southern Illinois#	W	30-22, 31-29, 30-20
Sat.	9/3	at San Diego State#	W	30-22, 30-27, 33-31
Sat.	9/3	vs. Liberty#	W	30-24, 30-19, 25-30, 30-22
Fri.	9/9	vs. St. Francis (NY)\$	W	30-19, 30-22, 30-9
Sat.	9/10	vs. Marist\$	W	30-12, 30-14, 30-9
Sat.	9/10	at Army\$	W	30-28, 30-28, 30-25
Tues.	9/13	at Northeastern	W	30-28, 26-30, 23-30, 30-27, 15-10
Sat.	9/17	vs. San Jose State%	W	30-16, 30-25, 30-25
Sat.	9/17	vs. SMU%	W	30-25, 30-20, 30-22
Fri.	9/23	Cal State Northridge*	W	26-30, 15-30, 30-26, 30-19, 15-8
Sat.	9/24	Pacific*	L	30-26, 27-30, 29-31, 35-37
Wed.	9/28	Cal State Fullerton*	L	30-21, 14-30, 24-30, 28-30
Sat.	10/1	at UC Davis	W	30-18, 30-20, 30-28
Fri.	10/7	Cal Poly*	L	19-30, 21-30, 29-31
Sat.	10/8	UC Santa Barbara*	L	25-30, 21-30, 17-30
Fri.	10/14	at UC Irvine*	W	33-35, 30-26, 30-21, 30-27
Sat.	10/15	at Long Beach State*	L	14-30, 23-30, 17-30
Thurs.	10/20	at Pacific*	L	25-30, 26-30, 22-30
Sat.	10/22	at Cal State Northridge*	W	30-20, 30-22, 30-28
Fri.	10/28	UC Davis	W	30-15, 30-23, 29-31, 30-28
Fri.	11/4	at UC Santa Barbara*	L	14-30, 27-30, 29-31
Sat.	11/5	at Cal Poly*	L	30-11, 30-26, 30-27
Fri.	11/11	Long Beach State*	L	22-30, 21-30, 22-30
Sat.	11/12	UC Irvine*	W	32-30, 30-26, 23-30, 30-32, 15-9
Thurs.	11/17	at Cal State Fullerton*	L	19-30, 23-30, 30-32

* Big West Conference match

Aztec Invitational (San Diego, Calif.)

\$ Army Invitational (West Point, N.Y.)

% Hawthorn Suites Fullerton Classic (Fullerton, Calif.)

Home matches in **bold**

Keep An Eye On...

16 Janiece Manuel

MB • 6-1 • Sr. • Seeley, Calif.



- Posted 143 kills for a .197 hitting percentage.
- Finished second on the squad in total blocks with 58 (14 solo, 44 assists).
- One of six players to record double-digit service aces.

4 Ashley Halperin

OH/DS • 5-9 • Sr. • Apple Valley, Calif.



- One of only two seniors on this year's squad.
- On offense she recorded 156 kills, while tallying 152 digs defensively.
- Registered a .153 hitting percentage in 2005.

Head Coach Sue Gozansky

37th Season • Cal Poly Pomona (1968)



Career Record: 664-450-16 (.595)

UCR Record: Same

- Led UC Riverside to three Division II National Championships (1977, 1982, 1986).
- Honored as a five-time California Collegiate Athletic

Association (CCAA) Coach of the Year (1981, 1982, 1988, 1989, 1996).

Coaching Experience: Head Coach, UC Riverside, 1970-present... men's and women's head coach, USA Maccabiah Team, 1981, 1985, 1989, 1993... men's and women's head coach, Kingdom of Tonga National Teams, 1997.

Gozansky's Coaching Record

Year	School	W-L	Pct.	1988 UCR	24-5	.828
1970	UCR	1-5	.167	1989 UCR	26-5	.839
1971	UCR	3-9	.250	1990 UCR	19-13	.594
1972	UCR	15-8	.640	1991 UCR	23-13	.639
1973	UCR	17-9	.654	1992 UCR	15-19	.441
1974	UCR	20-18	.526	1993 UCR	20-11	.645
1975	UCR	25-10	.703	1994 UCR	16-8	.667
1976	UCR	22-12	.635	1995 UCR	17-12	.586
1977	UCR	27-15	.636	1996 UCR	19-6	.760
1978	UCR	24-21	.531	1997 UCR	19-15	.559
1979	UCR	5-19	.220	1998 UCR	23-7	.767
1980	UCR	36-14	.716	1999 UCR	15-13	.536
1981	UCR	32-13	.722	2000 UCR	5-24	.172
1982	UCR	31-5	.861	2001 UCR	10-17	.370
1983	UCR	23-10	.697	2002 UCR	6-23	.207
1984	UCR	18-11	.621	2003 UCR	9-20	.310
1985	UCR	24-9	.727	2004 UCR	11-18	.379
1986	UCR	29-7	.806	2005 UCR	16-11	.593
1987	UCR	18-15	.546	Totals	664-450	.595

UC Santa Barbara Gauchos

Quick Facts

Location: Santa Barbara, Calif.
Founded: 1944
Enrollment: 19,800
Nickname: Gauchos
Colors: Blue & Gold
Home Court: The Thunderdome
Capacity: 6,000
Chancellor: Dr. Henry Yang
Athletic Director: Dr. Gary Cunningham
Senior Woman Admin.: Diane O'Brien
Head Coach: Kathy Gregory
Assistant Coach: Matt Sonnichsen
Assistant Coaches: Greg Gibbons
Undergraduate Asst. Coach: Peter Feller
Volleyball Office: (805) 893-4881
Media Relations Director: Bill Mahoney
Volleyball SID: Lisa Skvarla
Office: (805) 893-8603
Fax: (805) 893-4537
e-mail: lisa.skvarla@athletics.ucsb.edu
2005 Overall Record: 21-9
2005 Conference Record: 12-2 (T-1st)
Starters Returning/Lost: 3/3
Letterwinners Returning/Lost: 8/5
Press Row Phone: (805) 893-4361/4516
Website: www.ucsbgauchos.com

2006 Schedule

Day	Date	Opponent	Time
Fri.	8/25	at Fresno State	1 pm
Sat.	8/26	at Stanford	5 pm
Sat.	9/2	vs. San Jose State#	4 pm
Sun.	9/3	at San Francisco#	2 pm
Fri.	9/8	at UNLV\$	7 pm
Sat.	9/9	vs. Xavier\$	2:30 pm
Thurs.	9/14	at San Diego%	7 pm
Fri.	9/15	vs. Wisconsin%	Noon
Fri.	9/15	vs. Brown%	4 pm
Sat.	9/16	vs. Ohio%	4 pm
Wed.	9/20	UC Davis	7 pm
Sat.	9/23	Cal Poly*	7 pm
Tues.	9/26	Loyola Marymount	7 pm
Fri.	9/29	at Long Beach State*	7 pm
Sat.	9/30	at UC Irvine*	7 pm
Fri.	10/6	Cal State Fullerton*	7 pm
Sat.	10/7	UC Riverside*	7 pm
Tues.	10/10	Pepperdine	7 pm
Sat.	10/14	at Cal Poly*	7 pm
Thurs.	10/19	at Cal State Northridge*	7 pm
Sat.	10/21	at Pacific*	7 pm
Fri.	10/27	UC Irvine*	7 pm
Sat.	10/28	Long Beach State*	7 pm
Fri.	11/3	at UC Riverside*	7 pm
Sat.	11/4	at Cal State Fullerton*	7 pm
Fri.	11/10	Pacific*	7 pm
Sat.	11/11	Cal State Northridge*	7 pm
Fri.	11/17	at UC Davis	7 pm
Fri.	11/24	vs. Albany&	Noon
Fri.	11/24	vs. Western Michigan&	5 pm

USF Powerade/Asics Classic (San Francisco, Calif.)
 \$ UNLV Invitational (Las Vegas, Nev.)
 % USD Invitational (San Diego, Calif.)
 & Baden Thanksgiving Classic (Long Beach, Calif.)
 *Big West Conference match
 All times Pacific
 Home matches in **bold**

About The Gauchos...

• UC Santa Barbara, sharing the 2005 Big West Championship with Long Beach State, claimed at least a share of its fourth straight conference title. The Gauchos ended the regular season with their second consecutive 20-win season after posting a 21-9 overall record.

• With its 2005 NCAA Tournament bid, UC Santa Barbara remained one of three schools to advance to all 25 NCAA Tournaments. Stanford and Penn State are the other two universities that continued their streaks last season.

• With an average of 1.80 service aces per game, UC Santa Barbara led the conference. The Gauchos had seven different athletes post double-digit numbers in the service ace category.

• UC Santa Barbara has compiled a 60-8 record in Big West play since 2002, easily the best four-year conference run in program history. The Gauchos will carry a school-record 15-match home winning streak into the 2006 campaign.

• In 2006, the Gauchos will showcase a blend of new and old with eight returning letter winners, three of whom are seniors, and eight fresh new faces. The lineup will be anchored by a trio of All-Big West performers - junior Brett Quirarte, senior Emily Hendrickson and senior Olivia Waldowski. Of the eight newcomers, three of them were former members of Prep Volleyball.com's Top 100 "Senior Aces" - Stephanie Brandt, Lindsay Fletcher and Rebecca Saraceno.

• The Gauchos open the 2006 season, which is highlighted by nine matches against 2005 NCAA Tournament teams, on the road with matches against Fresno State and Stanford before competing in three consecutive tournaments. The Gauchos do not play in the Thunderdome, where they were undefeated in 2005, until September 20 when they host UC Davis.

• Head Coach Kathy Gregory, in her 32nd year at the helm of the Gauchos squad, holds the Big West record for conference career wins with 286. Long Beach State head coach Brian Gimmillaro is second in the conference with 282 victories.



Olivia Waldowski



2006 Roster

No.	Name	Pos.	Ht.	Yr.	Exp.	Hometown/Last School
2	Leigh Stephenson	S/L	5-4	So.	1V	Nipomo, Calif./Nipomo HS
3	Brittany San Jose	L	5-6	So.	1V	Long Beach, Calif./Millikan HS
5	Debora Leite	L	5-8	Fr.	HS	Belo Horizonte, Brazil/Promove Savassi
7	Olivia Waldowski	MB	6-3	Sr.	3V	Irvine, Calif./Nebraska
8	Brett Quirarte	MB/OH	6-3	Jr.	2V	Long Beach, Calif./Wilson HS
9	Emily Hendrickson	OH	5-11	Sr.	3V	Long Beach, Calif./Wilson HS
11	Dania Shoukair	OH	5-11	R-Fr.	HS	Fullerton, Calif./Fullerton HS
12	Kayce Matthess	S/L	5-8	Jr.	2V	Calabasas Hills, Calif./Notre Dame HS
13	Jamie Garbisch	OH	5-11	Sr.	3V	Anaheim, Calif./Los Alamitos HS
16	Lauren McLaughlin	OH	5-11	So.	1V	Torrance, Calif./South Torrance HS
19	Lindsay Fletcher	OH	5-10	R-Fr.	TR	Pasadena, Calif./University of Miami
21	Rebecca Saraceno	OH	6-2	Fr.	HS	Redondo Beach, Calif./Redondo Union HS
32	Stephanie Brandt	S	5-9	Fr.	HS	Irvine, Calif./University HS
	Karlie Krieger	L	5-10	Fr.	HS	Riverside, Calif./Riverside Poly HS
	Lauren Smith	MB	6-3	Jr.	TR	Independence, Calif./Ventura JC
	Michelle Barnett	S	5-10	Fr.	HS	Santa Barbara, Calif./San Marcos HS

UC Santa Barbara Gauchos

2005 Statistics

	GP	K	E	TA	PCT.	A	SA	DIG	BS	BA	TB
Janine Sandell	109	572	260	1592	.196	16	40	343	13	54	67
Megan Blackshire	104	270	72	592	.334	31	19	59	13	91	104
Lauren McLaughlin	86	203	118	703	.121	18	24	195	4	26	30
Olivia Waldowski	103	181	55	413	.305	44	26	58	6	78	84
Bethany Johansen	98	137	32	280	.375	9	0	24	3	63	66
Brett Quirarte	102	127	54	275	.265	21	0	16	8	76	84
Jamie Garbisch	88	76	64	338	.036	11	28	138	0	9	9
Emily Hendrickson	109	75	57	273	.066	25	32	515	0	19	19
Ashley Dutro	109	39	15	91	.264	1308	15	257	1	18	19
Jaimarie Sutherland	12	13	4	32	.281	0	3	14	0	0	0
Katelyn Madsen	5	13	9	35	.114	0	3	13	0	2	2
Brittany San Jose	54	1	3	5	-.400	6	6	120	0	0	0
Kayce Matthes	18	1	2	6	-.167	55	0	24	0	0	0
Leigh Stephenson	14	0	0	0	.000	4	0	55	0	0	0
UC Santa Barbara	109	1708	745	4635	.208	1548	196	1831	48	436	266
Opponents	109	1590	702	4511	.197	1474	127	1845	69	438	288

2005 Results (21-9, 12-2 Big West)

Day	Date	Opponent	W/L	Game Scores
Fri.	9/2	vs. Missouri State#	W	25-30, 29-31, 30-25, 30-27, 18-16
Fri.	9/2	vs. Dayton#	W	30-17, 30-15, 30-28
Sat.	9/3	at Florida#	L	25-30, 22-30, 24-30
Thur.	9/8	vs. Arizona\$	L	21-30, 29-31, 24-30
Fri.	9/9	vs. Fresno State\$	W	32-30, 30-22, 30-27
Sat.	9/10	at Santa Clara\$	L	21-30, 15-30, 19-30
Wed.	9/14	at UC Davis	W	30-20, 30-22, 25-30, 30-24
Thur.	9/15	vs. Utah State%	L	21-30, 30-25, 30-22, 25-30, 9-15
Fri.	9/16	vs. Saint Mary's%	L	30-28, 20-30, 27-30, 22-30
Sat.	9/17	at Stanford%	L	28-30, 30-26, 23-30, 21-30
Sat.	9/24	at Cal Poly*	L	16-30, 16-30, 30-26, 25-30
Fri.	9/30	Long Beach State*	W	30-28, 30-19, 30-25
Sat.	10/1	UC Irvine*	W	30-28, 30-19, 30-19
Fri.	10/7	at Cal State Fullerton*	W	28-30, 30-18, 31-29, 30-27
Sat.	10/8	at UC Riverside*	W	30-25, 30-21, 30-17
Fri.	10/14	Cal State Northridge*	W	30-26, 26-30, 30-16, 30-24
Sat.	10/15	Pacific*	W	30-25, 30-19, 27-30, 28-30, 15-12
Tues.	10/18	at Pepperdine	W	33-31, 30-25, 30-28
Sat.	10/22	Cal Poly*	W	30-27, 30-22, 30-23
Fri.	10/28	at UC Irvine*	W	25-30, 30-28, 20-30, 30-18, 15-10
Sat.	10/29	at Long Beach State*	L	25-30, 33-35, 19-30
Fri.	11/4	UC Riverside*	W	30-14, 30-27, 31-29
Sat.	11/5	Cal State Fullerton*	W	30-19, 30-22, 30-23
Thur.	11/10	at Pacific*	W	25-30, 25-30, 30-24, 30-22, 16-14
Sat.	11/12	at Cal State Northridge*	W	30-23, 30-21, 30-17
Fri.	11/18	UC Davis	W	30-22, 30-26, 30-23
Tues.	11/22	at Loyola Marymount	W	30-24, 16-30, 30-26, 30-26
Fri.	11/25	vs. Florida A&M^	W	30-19, 30-24, 30-27
Sat.	11/26	vs. South Dakota State^	W	28-30, 30-26, 30-24, 30-27
Fri.	12/2	at USC@	L	30-27, 22-30, 24-30, 22-30

* Big West Conference match

Aquafina Volleyball Invitational (Gainesville, Fla.)

\$ Bronco Invitational (Santa Clara, Calif.)

% Stanford Invitational (Stanford, Calif.)

^ Baden Thanksgiving Tournament (Long Beach, Calif.)

@ NCAA Tournament (Los Angeles, Calif.)

Home matches in **bold**

Keep An Eye On...

20 Lauren McLaughlin

OH • 5-11 • Jr. • Torrance, Calif.



- Named to the 2005 Big West All-Freshman Team.
- During her first season as a Gaucho, she finished third on the team in kills with 203.
- Posted 195 digs and 24 service aces last season.

8 Brett Quirarte

MB/OH • 6-3 • Jr. • Long Beach, Calif.



- 2005 All-Big West First Team member
- Recorded 127 kills for a hitting percentage of .265
- In 2005, tied for second on the team in total blocks with 84.

Head Coach Kathy Gregory

32nd Season • CS Los Angeles (1968)



Career Record: 765-316 (.708)

UCSB Record: Same

- Named 2005 Co-Big West Coach of the Year after leading UCSB to at least a share of its fourth straight regular season title.
 - Guided the Gauchos to five Sweet 16 appearances in last nine NCAA Tournaments.
 - Has led UCSB to all 25 NCAA Tournaments, one of only three programs to accomplish that feat.
 - Collected her 700th career win in 2002.
 - Was named the 1993 AVCA/Tachikara National Coach of the Year.
 - Became only the third woman to be inducted into the Volleyball Hall of Fame in 1989.
- Coaching Experience:** Head coach, UCSB, 1975-present.

Gregory's Coaching Record

Year	School	W-L	Pct.	1991 UCSB	22-10	.687
1975	UCSB	10-10	.500	1992 UCSB	23-8	.742
1976	UCSB	20-8	.714	1993 UCSB	28-4	.875
1977	UCSB	24-11	.686	1994 UCSB	28-7	.800
1978	UCSB	15-9	.625	1995 UCSB	26-9	.743
1979	UCSB	27-12	.692	1996 UCSB	23-9	.719
1980	UCSB	40-10	.800	1997 UCSB	32-5	.865
1981	UCSB	25-13	.658	1998 UCSB	28-6	.824
1982	UCSB	27-15	.643	1999 UCSB	29-6	.829
1983	UCSB	37-18	.673	2000 UCSB	26-8	.765
1984	UCSB	20-18	.526	2001 UCSB	17-14	.548
1985	UCSB	26-17	.605	2002 UCSB	30-3	.909
1986	UCSB	24-11	.686	2003 UCSB	19-9	.679
1987	UCSB	24-16	.600	2004 UCSB	24-4	.857
1988	UCSB	17-17	.500	2005 UCSB	21-9	.700
1989	UCSB	22-13	.629	Totals	765-316	.708
1990	UCSB	31-7	.816			

Pacific Tigers

Quick Facts

Location: Stockton, Calif.
Founded: 1851
Enrollment: 6,268
Nickname: Tigers
Colors: Orange & Black
Home Court: Alex G. Spanos Center
Capacity: 6,150
President: Dr. Donald V. DeRosa
Athletic Director: Lynn King
Senior Woman Admin.: Cindy Spiro
Head Coach: Charlie Wade
Assistant Coach: Dave Johnson
Assistant Coach: Jessica Kaven
Volleyball Office: (209) 946-2389
Media Relations Dir.: Mike Millerick
Volleyball SID: Glen Sisk
Office: (209) 946-2289
Fax: (209) 946-2757
e-mail: gsisk@pacific.edu
2005 Overall Record: 16-14
2005 Conference Record: 8-6 (4th)
Starters Returning/Lost: 2/4
Letterwinners Returning/Lost: 7/8
Press Row Phone: (209) 946-2472
Website: www.pacifictigers.com

2006 Schedule

Day	Date	Opponent	Time
Fri.	8/25	vs. Santa Clara\$	7 pm
Sat.	8/26	at Fresno State\$	7 pm
Sun.	8/27	vs. Kansas State\$	10 am
Sat.	9/2	vs. Montana&	7 pm
Sun.	9/3	at Nevada&	Noon
Fri.	9/8	vs. Virginia%	10 am
Fri.	9/8	vs. Marquette%	2 pm
Sat.	9/9	at Michigan%	12:30 pm
Tues.	9/12	at Sacramento State	7 pm
Thurs.	9/14	California	7 pm
Fri.	9/15	Yale	7 pm
Sat.	9/16	Montreal (exhibition)	7 pm
Thurs.	9/21	Cal State Fullerton*	7 pm
Sat.	9/23	UC Riverside*	7 pm
Sat.	9/30	Cal State Northridge*	7 pm
Thurs.	10/5	at UC Davis	7 pm
Sat.	10/7	at UC Irvine*	7 pm
Fri.	10/13	at UC Riverside*	7 pm
Sat.	10/14	at Long Beach State*	7 pm
Thurs.	10/19	Cal Poly*	7 pm
Sat.	10/21	UC Santa Barbara*	7 pm
Thurs.	10/26	at Cal State Northridge*	7 pm
Sat.	10/28	at Cal State Fullerton*	7 pm
Thurs.	11/2	UC Davis	7 pm
Fri.	11/10	at UC Santa Barbara*	7 pm
Sat.	11/11	at Cal Poly*	7 pm
Thurs.	11/16	UC Irvine*	7 pm
Sat.	11/18	Long Beach State*	7 pm
Fri.	11/24	Portland State#	7 pm
Sat.	11/25	San Francisco/Houston 5/7 pm	


\$Fresno Invitational (Fresno, Calif.)
 & AT7T Invitational (Reno, Nev.)
 % Michigan/Pepsi Challenge (Ann Arbor, Mich.)
 # 28th Annual Bankers Classic (Stockton, Calif.)
 *Big West Conference match
 All times Pacific
 Home matches in **bold**

About The Tigers...

- The Pacific Tigers begin a new era this season with a fresh face at the helm of the volleyball team. Charlie Wade, in his first stint as a head coach, comes to Pacific after spending the last 11 years at the University of Hawai'i with the Rainbow Wahine volleyball staff, nine as an associate head coach to Dave Shoji. Wade will be assisted by Dave Johnson and Jessica Kaven.
- Pacific's 24 consecutive NCAA Tournament appearances (tied for an NCAA record) was halted last year after the Tigers tallied their fewest number of wins since 1977. Pacific posted an overall record of 16-14 and a Big West record of 8-6 to finish fourth. With eight Big West wins, the Tigers posted their fewest number of conference wins all-time, excluding the 1984 season when the league only played an eight-match season.
- The 2006 Tiger roster is dominated by underclassmen - seven newcomers, a redshirt freshmen and one sophomore. Joining the heavily-weighted young squad are three juniors and one senior, two of whom played in every Pacific match last season - Kara Uhl and Julie Magud. Uhl, who earned 2005 All-Big West First Team honors, was second on the team in kills (353), service aces (39) and digs (355), while Magud, who is only 120 digs shy of the 1,000 milestone, led the Tigers in digs with 486.
- Pacific opens the 2006 season with three road tournaments, followed by a matchup at Sacramento State before the Tigers open the home portion of their schedule on Thursday, September 14. After two nonconference home matches, Pacific dives into conference play before closing out the regular season with its annual home tournament. This year's schedule includes six teams that competed in the 2005 NCAA Tournament.

• Pacific ended the 2005 season ranked third in the Big West in blocks (2.45 BPG) and fourth in assists (14.14 APG) and kills (15.38 KPG).

• The Tigers were one of five Big West schools to post a winning record at home last season. Pacific held a 10-5 record when playing at the Alex G. Spanos Center. Since 1999, the Tigers are 90-23 (.796) when they enjoy the home-court advantage.



Julie Magud

2006 Roster

No.	Name	Pos.	Ht.	Yr.	Exp.	Hometown/Last School
1	Kara Uhl	OH/OPP	6-0	Jr.	2V	Cypress, Calif./Los Alamitos HS
3	Dancyne Kama	S	5-5	Fr.	HS	Hilo, Hawaii/Kamehameha HS
4	Natalia Tomaszewska	MB	6-1	Fr.	HS	Marklowice, Poland/Academy of Phys. Ed.
5	Rebecca Mason	DS/L	5-9	So.	1V	Los Gatos, Calif./Los Gatos HS
6	Julie Magud	DS/L	5-7	Jr.	2V	Stockton, Calif./Bear Creek HS
7	Alexa Anderson	OH	6-0	So.	1V	Los Gatos, Calif./Los Gatos HS
8	Johanna Hilbers	MB	6-2	Jr.	2V	Omaha, Neb./Marian HS
10	Marya Vaysburg	MB	6-3	Fr.	HS	Livermore, Calif./Granada HS
11	Meagan MimMack	MB	6-2	R-Fr.	HS	Upland, Calif./Upland HS
12	Olivia Riley	S	5-9	Fr.	HS	Agua Dulce, Calif./LA Baptist HS
16	Valerie Sourbeer	OH	6-1	Fr.	HS	Valley Center, Calif./Valley Center HS
17	Kate Corbett	MB	6-0	Fr.	HS	Chicago, Ill./Mother McAuley HS
21	Jennifer Knox	MB	6-3	Sr.	3V	Macungie, Pa./Emmaus HS
18	Carly Hiromoto	S	5-8	Fr.	HS	Aiea, Hawaii/Punahou HS

Pacific Tigers

2005 Statistics

	GP	K	E	TA	PCT.	A	SA	DIG	BS	BA	TB
Ashley Groothuis	114	541	250	1463	.199	47	42	348	23	38	61
Kara Uhl	112	353	163	1005	.189	45	39	355	5	32	37
Sidney Bennett	114	321	110	762	.277	20	27	87	22	111	133
Susan Drollinger	102	192	78	518	.220	25	2	51	6	50	56
Allison Ianni	113	134	47	299	.291	1358	14	243	8	69	77
Johanna Hilbers	89	91	56	299	.117	4	0	34	11	56	67
Kelly Campbell	22	37	19	99	.182	4	0	9	2	3	5
Robin Terry	32	34	12	87	.253	0	0	4	3	17	20
Alexa Anderson	47	27	25	120	.017	5	4	38	0	11	11
Jennifer Knox	12	10	4	32	.188	0	0	1	1	8	9
Nikki Jagd	38	9	3	21	.286	31	6	12	0	1	1
Rebecca Mason	108	2	0	5	.400	26	13	198	0	0	0
Julie Magud	114	2	0	3	.667	47	25	486	0	0	0
Katie Perez	12	0	0	0	.000	0	1	0	0	0	0
Juli Winterbotham	3	0	0	1	.000	0	0	0	0	0	0
Pacific	114	1753	767	4713	.209	1612	173	1866	81	396	279
Opponents	114	1622	679	4454	.212	1473	129	1928	49	450	274

2005 Results (16-14, 8-6 Big West)

Day	Date	Opponent	W/L	Game Scores
Fri.	8/26	vs. Virginia Commonwealth#	L	16-30, 30-20, 27-30, 23-30
Sat.	8/27	vs. North Dakota State#	W	30-23, 30-21, 30-18
Sat.	8/27	at Marquette#	W	27-30, 31-29, 30-23, 30-22
Fri.	9/2	Bradley\$	W	30-22, 30-14, 30-25
Sat.	9/3	Saint Louis\$	W	30-23, 25-30, 30-23, 30-20
Sat.	9/3	Purdue\$	L	24-30, 28-30, 30-24, 22-30
Fri.	9/9	vs. Penn State%	L	13-30, 15-30, 12-30
Sat.	9/10	at Nebraska%	L	13-30, 14-30, 17-30
Sun.	9/11	vs. Pepperdine%	L	15-30, 25-30, 17-30
Wed.	9/14	Fresno State	W	30-20, 30-27, 22-30, 31-29
Sat.	9/17	at San Francisco	L	24-30, 22-30, 30-27, 30-20, 10-15
Fri.	9/23	at Cal State Fullerton*	L	25-30, 27-30, 22-30
Sat.	9/24	at UC Riverside*	W	26-30, 30-27, 31-29, 37-35
Sat.	10/1	Cal State Northridge*	W	30-22, 29-31, 30-17, 30-24
Thur.	10/6	UC Davis	W	30-22, 30-15, 30-20
Sat.	10/8	UC Irvine*	W	35-33, 30-22, 30-17
Fri.	10/14	at Cal Poly*	L	27-30, 24-30, 28-30
Sat.	10/15	at UC Santa Barbara*	L	25-30, 19-30, 30-27, 30-28, 12-15
Thur.	10/20	UC Riverside*	W	30-25, 30-26, 30-22
Sat.	10/22	Cal State Fullerton*	W	17-30, 30-24, 30-22, 30-15
Tues.	10/25	Eastern Washington	W	27-30, 35-33, 30-25, 30-28
Sat.	10/29	at Cal State Northridge*	W	30-20, 30-25, 30-27
Thur.	11/3	Long Beach State*	L	29-31, 24-30, 30-28, 30-25, 14-16
Sat.	11/5	at UC Davis	W	30-25, 30-27, 30-27
Thur.	11/10	UC Santa Barbara*	L	25-30, 25-30, 30-24, 30-22, 16-14
Sat.	11/12	Cal Poly*	W	24-30, 30-28, 34-32, 30-26
Fri.	11/18	at Long Beach State*	L	23-30, 16-30, 25-30
Sat.	11/19	at UC Irvine*	W	30-26, 30-26, 25-30, 23-30, 15-9
Fri.	11/25	Sacramento State^	L	24-30, 30-23, 20-30, 30-23, 14-16
Sat.	11/26	Saint Mary's^	L	30-20, 25-30, 30-25, 24-30, 11-15

* Big West Conference match

Marquette Kick-Off Tournament (Milwaukee, Wis.)

\$ Nike Invitational (Stockton, Calif.)

% Nebraska Players Challenge (Lincoln, Neb.)

^ 27th Annual Community Bankers Classic (Stockton, Calif.)

Home matches in **bold**

Keep An Eye On...

1 Kara Uhl

OH/OPP • 6-0 • Jr. • Cypress, Calif.



- Named to the 2005 Big West First Team.
- Finished the 2005 season ranked in the top ten in the conference in service aces (eighth) and digs (ninth).
- As a sophomore, Uhl finished second on the Tigers' squad in kills, kill average, service aces and digs.

6 Julie Magud

DS/L • 5-7 • Jr. • Stockton, Calif.



- One of four upperclassmen on the 2006 squad.
- Played in all 114 games during the 2005 season.
- Led the team with 486 digs, while finishing fifth in the conference.

Head Coach Charlie Wade

1st Season • Cal State Fullerton (1991)



Career Record: 0-0
(.000)

Pacific Record: Same

• While at Hawai'i, Wade helped guide the team to 11 consecutive NCAA Tournament appearances, six Regional Finals and four Final Fours. The span included a conference record of 160-1 and an impressive overall record of 310-39.

• Founded the Magnum Volleyball Club, which is regarded by many collegiate coaches as one of the top junior programs in the country, and the Southern California Volleyball Institute.

Coaching Experience: Coach/founder, Magnum Volleyball Club, 1986-95, assistant coach, Cal State Fullerton, 1987-88 ... founder, Southern California Institute, 1993 ... associate head coach, Hawai'i, 1995-2006... coach, Rainbow Asics Club Team, 1995-2000 ... head coach, Pacific, 2006-present.

Wade's Coaching Record

Year	School	W	L	Pct.
First Season				

Career Statistics

Team-By-Team Player Career Stats Entering 2006 Season

(players listed have at least two years of experience in the Big West)

Cal Poly Mustangs

<u>PLAYER</u>	<u>YRS.</u>	<u>G</u>	<u>K</u>	<u>E</u>	<u>TA</u>	<u>PCT.</u>	<u>A</u>	<u>SA</u>	<u>DIG</u>	<u>BS</u>	<u>BA</u>	<u>TB</u>
Arleen Paperny	3	133	72	28	25	.173	871	9	151	3	58	61
Sarah Riviere	2	97	66	72	293	-.020	18	11	119	0	27	27
Kristin Jackson	2	196	10	6	47	.085	42	25	959	0	0	0

Cal State Fullerton Titans

<u>PLAYER</u>	<u>YRS.</u>	<u>G</u>	<u>K</u>	<u>E</u>	<u>TA</u>	<u>PCT.</u>	<u>A</u>	<u>SA</u>	<u>DIG</u>	<u>BS</u>	<u>BA</u>	<u>TB</u>
Jenna Carney	3	204	80	37	281	.153	1742	41	333	2	44	46
Julie Geissert	2	149	76	55	243	.086	1505	46	253	3	59	62
Vanessa Vella	2	216	7	8	48	-.021	42	28	1060	2	0	2

Cal State Northridge Matadors

<u>PLAYER</u>	<u>YRS.</u>	<u>G</u>	<u>K</u>	<u>E</u>	<u>TA</u>	<u>PCT.</u>	<u>A</u>	<u>SA</u>	<u>DIG</u>	<u>BS</u>	<u>BA</u>	<u>TB</u>
Colleen Tobin	3	34	7	8	23	-.043	0	6	11	0	3	3

Long Beach State 49ers

<u>PLAYER</u>	<u>YRS.</u>	<u>G</u>	<u>K</u>	<u>E</u>	<u>TA</u>	<u>PCT.</u>	<u>A</u>	<u>SA</u>	<u>DIG</u>	<u>BS</u>	<u>BA</u>	<u>TB</u>
Alexis Crimes	2	220	825	217	1618	.376	6	4	50	53	243	296
Mariko Crum	3	281	593	216	1312	.288	78	24	124	38	255	293
Heather Hetzer	2	76	184	102	528	.155	5	0	32	9	42	51
Dyanne Lawlor	2	142	228	102	654	.193	751	49	182	9	58	67
Robin Miramontes	3	258	738	332	1844	.220	138	31	345	18	127	145
Iris Murray	2	33	1	0	1	1.00	12	3	59	0	0	0

UC Irvine Anteaters

<u>PLAYER</u>	<u>YRS.</u>	<u>G</u>	<u>K</u>	<u>E</u>	<u>TA</u>	<u>PCT.</u>	<u>A</u>	<u>SA</u>	<u>DIG</u>	<u>BS</u>	<u>BA</u>	<u>TB</u>
Trisha White	3	225	514	232	1573	.179	14	20	197	14	72	86
Carolina Kim	2	48	1	0	4	.250	8	2	41	0	0	0

UC Riverside Highlanders

<u>PLAYER</u>	<u>YRS.</u>	<u>G</u>	<u>K</u>	<u>E</u>	<u>TA</u>	<u>PCT.</u>	<u>A</u>	<u>SA</u>	<u>DIG</u>	<u>BS</u>	<u>BA</u>	<u>TB</u>
Kimberly McNeal	2	127	7	1	7	.857	33	31	404	0	1	1
Ashley Halperin	3	189	279	161	813	.145	46	22	224	2	32	34
Angie Mitchell	2	147	221	78	560	.255	9	0	50	25	88	113
Janiece Manuel	3	207	308	161	776	.189	17	19	71	30	112	142

UC Santa Barbara Gauchos


<u>PLAYER</u>	<u>YRS.</u>	<u>G</u>	<u>K</u>	<u>E</u>	<u>TA</u>	<u>PCT.</u>	<u>A</u>	<u>SA</u>	<u>DIG</u>	<u>BS</u>	<u>BA</u>	<u>TB</u>
Jamie Garbisch	3	265	236	146	965	.093	38	73	527	5	32	37
Emily Hendrickson	3	90	238	158	847	.094	63	98	924	5	48	53
Kayce Matthess	2	21	1	2	6	-.167	55	0	25	0	0	0
Brett Quirarte	2	122	134	60	300	.247	22	0	18	8	80	88
Olivia Waldowski	3	300	707	195	1479	.346	59	115	211	37	274	311

Pacific Tigers

<u>PLAYER</u>	<u>YRS.</u>	<u>G</u>	<u>K</u>	<u>E</u>	<u>TA</u>	<u>PCT.</u>	<u>A</u>	<u>SA</u>	<u>DIG</u>	<u>BS</u>	<u>BA</u>	<u>TB</u>
Johanna Hibers	2	113	116	59	355	.161	4	0	39	11	71	82
Jennifer Knox	3	16	14	6	42	.190	0	0	1	1	10	11
Julie Magud	2	223	6	0	7	.857	76	26	880	0	0	0
Kara Uhl	2	166	364	174	1051	.181	50	49	427	5	33	38

CAL POLY • CAL STATE FULLERTON • CAL STATE NORTHRIDGE • PACIFIC



BIG WEST



LONG BEACH STATE • UC IRVINE • UC RIVERSIDE • UC SANTA BARBARA

YEAR IN REVIEW

CAL POLY • CAL STATE FULLERTON • CAL STATE NORTHRIDGE • PACIFIC



VOLLEYBALL

LONG BEACH STATE • UC IRVINE • UC RIVERSIDE • UC SANTA BARBARA

2005 Year In Review

2005 Final Standings

	Conference			Overall					
	W	L	Pct.	W	L	Pct.	Hm	Rd	Neut.
Long Beach State	12	2	.857	25	7	.781	10-2	9-4	4-1
UC Santa Barbara	12	2	.857	21	9	.700	8-0	8-7	6-3
Cal Poly	10	4	.714	19	6	.760	9-1	6-5	3-0
Pacific	8	6	.571	16	14	.533	10-5	4-5	1-3
Cal State Fullerton	5	9	.357	14	15	.483	9-5	2-8	2-2
UC Riverside	4	10	.286	16	11	.593	4-5	6-4	6-1
UC Irvine	3	11	.273	10	20	.333	5-10	2-8	2-1
Cal State Northridge	2	12	.143	4	23	.148	3-9	1-8	0-4

Players of the Week

Date	Player	Position	School	Year
Aug. 29	Amanda Vazquez	Middle Blocker	UC Irvine	Senior
Sept. 5	Vanessa Gilliam	Outside Hitter	Cal Poly	Senior
Sept. 12	Kristin Jackson	Libero	Cal Poly	Sophomore
Sept. 19	Kym Murphy	Setter	UC Riverside	Senior
Sept. 26	Ali Daley	Outside Hitter	Long Beach State	Freshman
Oct. 3	Janine Sandell	Outside Hitter	UC Santa Barbara	Junior
Oct. 10	Ashley Groothuis	Outside Hitter	Pacific	Senior
Oct. 17	Janine Sandell	Outside Hitter	UC Santa Barbara	Junior
Oct. 24	Sidney Bennett	Outside Hitter	Pacific	Senior
Oct. 31	Kylie Atherstone	Outside Hitter	Cal Poly	Freshman
	Erika Chidester	Middle Blocker	Long Beach State	Senior
Nov. 7	Ali Daley	Outside Hitter	Long Beach State	Freshman
Nov. 14	Janine Sandell	Outside Hitter	UC Santa Barbara	Junior
Nov. 21	Dyanne Lawlor	Setter	Long Beach State	Sophomore
Nov. 28	Olivia Waldowski	Middle Blocker	UC Santa Barbara	Junior

Versus The Nation

America East	1-0
ACC	0-1
Atlantic10	2-0
Big East	4-1
Big Sky	1-1
Big South	1-0
Big Ten	1-3
Big 12	0-1
Colonial Athletic	4-2
Conference USA	2-2
Independents	1-0
IVY	0-0
MAAC	3-0
MAC	0-1
MEAC	1-1
Mid-Continent	2-2
Missouri Valley	4-2
Mountain West	4-4
Northeastern	3-0
Pac-10	1-7
Patriot	2-0
SEC	1-2
Southern	0-0
Southland	0-0
SWAC	0-0
Sun Belt	0-0
WCC	8-16
WAC	6-3
Non-Division I	0-0
Reclassifying	16-2
Total	68-51

Week-By-Week/USA Today Poll

	UC Santa Barbara	Long Beach State
Preseason	15	24
Sept. 5	18	22
Sept. 12	24	25
Sept. 19	—	—
Sept. 26	—	25
Oct. 3	—	—
Oct. 10	—	—
Oct. 17	—	24
Oct. 24	—	23
Oct. 31	—	—
Nov. 7	—	—
Nov. 14	—	—
Nov. 21	—	24
Nov. 28	—	—
Dec. 5	—	—
FINAL	21	—



Janine Sandell, UCSB
Big West Player of the Year



Ali Daley, LBSU
Big West Freshman of the Year



Kathy Gregory, UCSB
Big West Co-Coach of the Year



Brian Gimmillaro, LBSU
Big West Co-Coach of the Year

2005 NCAA Tournament Results

Friday, Dec. 3 (Los Angeles, Calif. - UCLA)
San Diego def. Long Beach State 3-1

Friday, Dec. 3 (Los Angeles, Calif. - USC)
No. 12 USC def. UC Santa Barbara 3-1

2005 Conference Honors

2005 Big West All-Conerence Team

First Team

Player	School	Ht.	Yr.	Pos.	Hometown
Kylie Atherstone	Cal Poly	6-1	Fr.	OH	Chico, Calif.
Sidney Bennett [^]	Pacific	6-2	Sr.	MB	Louisville, Ky.
Megan Blackshire [%]	UC Santa Barbara	6-0	Sr.	MB	Capistrano Beach, Calif.
Erika Chidester	Long Beach State	6-3	Sr.	MB	Covina, Calif.
Alexis Crimes [^]	Long Beach State	6-3	So.	MB	Rancho Cucamonga, Calif.
Ali Daley	Long Beach State	6-0	Fr.	OH	Grass Valley, Calif.
Jamie DeKiewiet [^]	UC Riverside	5-10	Sr.	OH	Hemet, Calif.
Vanessa Gilliam	Cal Poly	6-2	Sr.	OH	Fairfield, Calif.
Ashley Groothuis [^]	Pacific	6-1	Sr.	OH	Aurora, Neb.
Chelsea Hayes	Cal Poly	5-11	So.	S	Atascadero, Calif.
Heather Laudato [^]	Long Beach State	5-5	Sr.	L	Buena Park, Calif.
Whitney Pavlik	UC Irvine	6-0	Sr.	MB	Laguna Beach, Calif.
Brett Quirarte	UC Santa Barbara	6-3	So.	MB	Long Beach, Calif.
Janine Sandell [^]	UC Santa Barbara	5-10	Jr.	OH	London, England
Kara Uhl	Pacific	6-0	So.	OH	Cypress, Calif.
Amanda Vazquez [^]	UC Irvine	6-1	Sr.	MB	Honolulu, Hawai'i
Vanessa Vella	Cal State Fullerton	5-9	So.	L	Castro Valley, Calif.

Honorable Mention

Player	School	Ht.	Yr.	Pos.	Hometown
Valerie Bueno	UC Riverside	5-8	Sr.	OH	Culver City, Calif.
Mariko Crum	Long Beach State	6-3	Jr.	OH	Phoenix, Ariz.
Emily Hendrickson	UC Santa Barbara	5-11	Jr.	L	Long Beach, Calif.
Jaclyn Houston	Cal Poly	6-3	Fr.	MB	Granite Bay, Calif.
Allison Ianni	Pacific	6-2	Jr.	S	East Lansing, Mich.
Kristin Jackson	Cal Poly	5-4	So.	L	Manhattan Beach, Calif.
Olivia Waldowski	UC Santa Barbara	6-3	Jr.	MB	Irvine, Calif.

All-Freshman Team

Player	School	Ht.	Pos.	Hometown
Kylie Atherstone	Cal Poly	6-1	OH	Chico, Calif.
Harmony Burdine	Cal State Northridge	5-10	OH	Pico Rivera, Calif.
Ali Daley	Long Beach State	6-0	OH	Grass Valley, Calif.
Jaclyn Houston	Cal Poly	6-3	MB	Granite Bay, Calif.
Lauren Kellerman	UC Irvine	5-10	OH	Escondido, Calif.
Lauren McLaughlin	UC Santa Barbara	5-11	OH	Torrance, Calif.
Brittany Moore	Cal State Fullerton	5-11	OH	Orange, Calif.

[^]Two-time All-Big West First Team selection, [%]Three-time All-Big West First Team selection

2005 Big West All-Academic Team

Player	School	Year	Major	Hometown
Kristin Jackson	Cal Poly	Sophomore	Recreation Administration	Manhattan Beach, Calif.
Kayla Mulder	Cal Poly	Senior	Kinesiology	Ripon, Calif.
Erika Chidester	Long Beach State	Senior	Sociology	Covina, Calif.
Alexis Crimes	Long Beach State	Sophomore	Pre-Med	Rancho Cucamonga, Calif.
Heather Laudato	Long Beach State	Senior	Communications	Buena Park, Calif.
Dyanne Lawlor	Long Beach State	Sophomore	Psychology	Yorba Linda, Calif.
Robin Miramontes	Long Beach State	Junior	Psychology	Upland, Calif.
Taylor Peyton	Long Beach State	Senior	Psychology	Rancho Palos Verdes, Calif.
Jennifer Moser	UC Irvine	Senior	Criminology, Law & Society	Elk Grove, Calif.
Terri Peterson	UC Irvine	Senior	Criminology, Law & Society	Valencia, Calif.
Valerie Bueno	UC Riverside	Senior	Biology	Culver City, Calif.
Kymerly Murphy	UC Riverside	Senior	History	San Diego, Calif.
Megan Blackshire	UC Santa Barbara	Senior	Law & Society	Capistrano Beach, Calif.
Bethany Johansen	UC Santa Barbara	Sophomore	Undeclared	San Jose, Calif.
Janine Sandell	UC Santa Barbara	Junior	Business Economics	London, England
Sidney Bennett	Pacific	Senior	Business Administration	Louisville, Ky.
Susan Drollinger	Pacific	Senior	Sport Sciences	Lake Arrowhead, Calif.
Allison Ianni	Pacific	Junior	Education East	Lansing, Mich.
Julie Magud	Pacific	Sophomore	Dental Hygiene	Stockton, Calif.

2005 Big West Statistics

2005 Overall Matches - Team Statistics

Hitting Percentage

Team	G	Kills	Errs	Total	Pct
Long Beach State	110	1848	633	4246	.286
Cal Poly	91	1378	547	3519	.236
UC Irvine	112	1625	635	4237	.234
UC Riverside	93	1466	599	3829	.226
Cal State Fullerton	109	1570	594	4378	.223
Pacific	114	1753	767	4713	.209
UC Santa Barbara	109	1708	745	4635	.208
Cal State Northridge	99	1348	665	4028	.170

Blocks

Team	G	Solo	Asst	Total	Per Game
Cal Poly	91	30	509	284.5	3.13
Long Beach State	110	73	497	312.5	2.92
Pacific	114	81	396	279.0	2.45
UC Santa Barbara	109	48	436	266.0	2.44
Cal State Fullerton	109	47	413	253.5	2.33
UC Irvine	112	72	345	244.5	2.18
Cal State Northridge	99	32	365	214.5	2.17
UC Riverside	93	50	230	165.0	1.77

Service Aces

Team	G	No.	Per Game
UC Santa Barbara	109	196	1.80
Cal Poly	91	158	1.74
UC Riverside	93	155	1.67
UC Irvine	112	181	1.62
Long Beach State	110	167	1.52
Pacific	114	173	1.52
Cal State Fullerton	109	163	1.50
Cal State Northridge	99	139	1.40

Assists

Team	G	No.	Per Game
Long Beach State	110	1698	15.44
UC Riverside	93	1346	14.47
UC Santa Barbara	109	1548	14.20
Pacific	114	1612	14.14
Cal Poly	91	1246	13.69
UC Irvine	112	1476	13.18
Cal State Fullerton	109	1435	13.17
Cal State Northridge	99	1232	12.44

Kills

Team	G	No.	Per Game
Long Beach State	110	1848	16.80
UC Riverside	93	1466	15.76
UC Santa Barbara	109	1708	15.67
Pacific	114	1753	15.38
Cal Poly	91	1378	15.14
UC Irvine	112	1625	14.51
Cal State Fullerton	109	1570	14.40
Cal State Northridge	99	1348	13.62

Digs

Team	G	No.	Per Game
UC Riverside	93	1613	17.34
UC Santa Barbara	109	1831	16.80
Long Beach State	110	1810	16.45
Cal State Fullerton	109	1789	16.41
Pacific	114	1866	16.37
Cal State Northridge	99	1549	15.65
Cal Poly	91	1377	15.13
UC Irvine	112	1612	14.39

2005 Overall Matches - Individual Statistics

Hitting Percentage (Minimum .200/4.0 attacks per game)

Player	Team	Cl	G	Kills	Errs	Total	Pct
Crimes, Alexis	LBSU	SO	110	398	102	783	.378
Pavlik, Whitney	UCI	SR	109	277	62	582	.369
Vazquez, Amanda	UCI	SR	112	409	103	868	.353
Blackshire, Megan	UCSB	SR	104	270	72	592	.334
Houston, Jaclyn	CP	FR	90	159	38	369	.328
Moore, Brittany	CSF	FR	109	291	77	690	.310
Daley, Ali	LBSU	FR	107	367	88	913	.306
Waldowski, Olivia	UCSB	JR	103	181	55	413	.305
Crum, Mariko	LBSU	JR	99	220	83	460	.298
Chidester, Erika	LBSU	SR	90	312	103	720	.290

Service Aces (Minimum 0.10 per game)

Player	Team	Cl	G	No.	SAPG
Murphy, Kym	UCR	SR	90	39	.43
Gilliam, Vanessa	CP	SR	91	39	.43
Atherstone, Kylie	CP	FR	88	37	.42
Geissert, Julie	CSF	SO	101	38	.38
Groothuis, Ashley	PAC	SR	114	42	.37
Sandell, Janine	UCSB	JR	109	40	.37
Hayes, Chelsea	CP	SO	85	31	.36
Uhl, Kara	PAC	SO	112	39	.35
Garbisch, Jamie	UCSB	JR	88	28	.32
Sutherland, Devon	UCI	FR	107	33	.31

Blocks (Minimum 1.00 per game)

Player	Team	Cl	G	Solo	Asst	Total	BPG
Crimes, Alexis	LBSU	SO	110	27	131	158.0	1.44
Houston, Jaclyn	CP	FR	90	10	113	123.0	1.37
Bennett, Sidney	PAC	SR	114	22	111	133.0	1.17
Pfielschiefter, Amanda	CSF	JR	92	12	91	103.0	1.12
Chidester, Erika	LBSU	SR	90	10	90	100.0	1.11
Milton, Candace	CP	JR	62	2	66	68.0	1.10
Vazquez, Amanda	UCI	SR	112	21	93	114.0	1.02
Crum, Mariko	LBSU	JR	99	4	96	100.0	1.01
Blackshire, Megan	UCSB	SR	104	13	91	104.0	1.00

Assists (Minimum 5.00 per game)

Player	Team	Cl	G	No.	APG
Murphy, Kym	UCR	SR	90	1126	12.51
Hayes, Chelsea	CP	SO	85	1035	12.18
Ianni, Allison	PAC	JR	113	1358	12.02
Dutro, Ashley	UCSB	SO	109	1308	12.00
Conom, Christa	UCI	SO	108	1280	11.85
Geissert, Julie	CSF	SO	101	1114	11.03
Wright, Kayla	CSUN	FR	90	890	9.89

Kills (Minimum 2.00 per game)

Player	Team	Cl	G	No.	KPG
Sandell, Janine	UCSB	JR	109	572	5.25
DeKiewiet, Jamie	UCR	SR	90	443	4.92
Gilliam, Vanessa	CP	SR	91	444	4.88
Groothuis, Ashley	PAC	SR	114	541	4.75
Vazquez, Amanda	UCI	SR	112	409	3.65
Crimes, Alexis	LBSU	SO	110	398	3.62
Atherstone, Kylie	CP	FR	88	318	3.61
Chidester, Erika	LBSU	SR	90	312	3.47
Daley, Ali	LBSU	FR	107	367	3.43
Morrison, Sarah	CSF	SR	109	371	3.40

Digs (Minimum 1.00 per game)

Player	Team	Cl	G	No.	DPG
Vella, Vanessa	CSF	SO	109	581	5.33
Crawford, Jamie	CSUN	JR	82	411	5.01
Hendrickson, Emily	UCSB	JR	109	515	4.72
Jackson, Kristin	CP	SO	91	427	4.69
Magud, Julie	PAC	SO	114	486	4.26
McNeal, Kimberly	UCR	SO	93	383	4.12
Laudato, Heather	LBSU	SR	110	449	4.08
DeKiewiet, Jamie	UCR	SR	90	327	3.63
Uhl, Kara	PAC	SO	112	355	3.17
Bueno, Valerie	UCR	SR	90	285	3.17

2005 Big West Match Highs

2005 Team Match Highs

Attack Percentage (K-E-TA)

.547 (54-7-86)	Cal State Fullerton vs. Marist (9/2/05)
.476 (60-11-103)	UC Irvine vs. UC Davis (9/24/05)
.433 (50-11-90)	Long Beach State vs. UC Riverside (10/15/05)
.429 (51-9-98)	Long Beach State vs. Cal State Northridge (11/19/05)
.418 (44-11-79)	Long Beach State vs. American (9/16/05)

Kills (K-E-TA)

84 (84-27-203) 5g	UC Irvine vs. Hofstra (8/27/05)
84 (84-27-166) 4g	Long Beach State vs. Saint Mary's (9/24/05)
83 (83-19-187) 4g	Pacific vs. Cal Poly (11/12/05)
82 (82-21-192) 4g	UC Santa Barbara vs. Cal State Northridge (10/14/05)
81 (81-22-208) 4g	Pacific at UC Riverside (9/24/05)
81 (81-22-204) 4g	UC Riverside vs. Pacific (9/24/05)
80 (80-37-231) 5g	UC Santa Barbara at Missouri State (9/2/05)

Total Attempts (K-E-TA)

231 (80-37-231) 5g	UC Santa Barbara at Missouri State (9/2/05)
233 (73-31-223) 5g	UC Riverside at Northeastern (9/13/05)
222 (68-28-222) 5g	Pacific vs. Sacramento State (11/25/05)
220 (78-31-220) 5g	Pacific vs. Saint Mary's (11/26/05)
218 (66-35-218) 5g	Pacific vs. UC Santa Barbara (11/10/05)

Assists

83 (4g)	Long Beach State vs. Saint Mary's (9/24/05)
79 (4g)	Pacific vs. Cal Poly (11/12/05)
78 (4g)	UC Santa Barbara vs. Cal State Northridge (10/14/05)
76 (5g)	UC Irvine vs. Hofstra (8/27/05)
76 (5g)	UC Irvine at UC Riverside (11/12/05)

Digs

119 (5g)	Pacific vs. Sacramento State (11/25/05)
110 (5g)	Cal State Fullerton vs. UTEP (9/3/05)
110 (5g)	UC Riverside at Northeastern (9/13/05)
108 (5g)	Pacific vs. Saint Mary's (11/26/05)

Service Aces

15	UC Santa Barbara vs. South Dakota State (11/26/05)
14	Pacific vs. UC Davis (10/6/05)
14	UC Irvine vs. Cal State Fullerton (10/15/05)
13	UC Irvine vs. Pacific (11/19/05)
13	Cal State Fullerton vs. SMU (9/17/05)
13	Cal Poly vs. TCU (9/2/05)
13	UC Riverside at SFCNY (9/9/05)
13	Cal Poly at Long Beach State (10/28/05)

Blocks

20.5	Long Beach State vs. UC Davis (9/23/05)
20.0	UC Irvine vs. Santa Clara (9/3/05)
19.5	Cal Poly at UC Davis (11/11/05)
18.5	Long Beach State at UNLV (9/10/05)
17.5	Cal Poly at Long Beach State (10/28/05)
17.0	Cal State Fullerton vs. San Francisco (9/9/05)
17.0	Long Beach State vs. Sacramento State (8/27/05)
16.5	UC Santa Barbara at UC Irvine (10/28/05)
16.5	UC Santa Barbara at Pacific (11/10/05)
16.0	Pacific vs. Cal State Northridge (10/1/05)
16.0	Pacific vs. Long Beach State (11/3/05)

2005 Individual Match Highs

Attack Percentage (K-E-TA)

.760 (19-0-25)	Vanessa Gilliam (CP) at UC Irvine (10/29/05)
.706 (13-1-17)	Whitney Pavlik (UCI) at Virginia Tech (9/10/05)
.700 (14-0-20)	Megan Blackshire (UCSB) vs. UC Riverside (11/4/05)
.632 (13-1-19)	Alyssa Opeka (CSF) vs. Marist (9/2/05)
.632 (12-0-19)	Brittany Moore (CSF) at UC Riverside (9/28/05)
.625 (16-1-24)	Megan Blackshire (UCSB) vs. Cal State Northridge (10/14/05)
.600 (16-1-25)	Amanda Vazquez (UCI) vs. Pittsburgh (11/26/05)

Kills (K-E-TA)

33 (33-15-84) 5g	JJanine Sandell (UCSB) at Missouri State (9/2/05)
30 (30-12-66) 4g	Vanessa Gilliam (CP) vs. Cal State Fullerton (11/4/05)
30 (30-10-65) 5g	Jamie DeKiewiet (UCR) vs. UC Irvine (11/12/05)
29 (29-9-68) 5g	Jamie DeKiewiet (UCR) at Northeastern (9/13/05)
29 (29-8-66) 5g	Janine Sandell (UCSB) vs. Pacific (10/15/05)

Total Attempts (K-E-TA)

89 (26-12-89) 5g	Janine Sandell (UCSB) at Pacific (11/10/05)
86 (27-16-86) 5g	Ashley Groothuis (PAC) vs. Santa Barbara (11/10/05)
84 (33-15-84) 5g	Janine Sandell (UCSB) at Missouri State (9/2/05)
76 (25-12-76) 5g	Ashley Groothuis (PAC) vs. Sacramento State (11/25/05)
75 (23-10-75) 5g	Janine Sandell (UCSB) at UC Irvine (10/28/05)
72 (22-11-72) 5g	Emily Hendrickson (UCSB) at Missouri State (9/2/05)

Assists

72 (4g)	Nicole Vargas (LBSU) vs. Saint Mary's (9/24/05)
71 (5g)	Kym Murphy (UCR) vs. UC Irvine (11/12/05)
70 (4g)	Allison Ianni (PAC) vs. Cal Poly (11/12/05)
69 (4g)	Dyanne Lawlor (LBSU) vs. Cal Poly (10/28/05)

Digs

36 (5g)	Jamie Crawford (CSUN) vs. Arizona State (8/26/05)
35 (5g)	Vanessa Vella (CSF) vs. UTEP (9/3/05)
34 (4g)	Jamie Crawford (CSUN) vs. Northern Iowa (9/3/05)
33 (5g)	Kimberly McNeal (UCR) at Northeastern (9/13/05)
33 (4g)	Vanessa Vella (CSF) vs. San Jose State (9/16/05)
33 (5g)	Emily Hendrickson (UCSB) at Pacific (11/10/05)
33 (4g)	Vanessa Vella (CSF) vs. UC Irvine (11/11/05)

Service Aces

6	Amy Dixon (CSF) vs. UC Davis (10/29/05)
6	Jennifer Moser (UCI) at Virginia Tech (9/10/05)
5	Janine Sandell (UCSB) vs. South Dakota State (11/26/05)
5	Lauren Kellerman (UCI) vs. Pacific (11/19/05)
5	Jamie DeKiewiet (UCR) vs. Southern Illinois (9/2/05)
5	Kelley Hanson (CSUN) vs. UC Irvine (10/25/05)
5	Kylie Atherstone (CP) vs. UC Davis (11/19/05)
5	Amanda Vazquez (UCI) at UC Davis (10/21/05)
5	Julie Geissert (CSF) at Portland State (9/10/05)
5	Megan Blackshire (UCSB) at UC Irvine (10/1/05)

Blocks (BS-BA)

14 (1-13)	Jaclyn Houston (CP) at UC Davis (11/11/05)
13 (1-12)	Alexis Crimes (LBSU) vs. Sacramento State (9/27/05)
11 (3-8)	Erika Chidester (LBSU) at UNLV (9/10/05)
11 (2-9)	Amanda Pfieleschiefter (CSF) vs. San Jose State (9/16/05)
10 (2-8)	Amanda Vazquez (UCI) vs. Long Island (8/27/05)
10 (1-9)	Whitney Pavlik (UCI) vs. Santa Clara (9/3/05)
10 (0-10)	Olivia Waldowski (UCSB) at UC Irvine (10/28/05)

2005 Big West Recap

Co-Champions LBSU and UCSB represented Big West in 2005 NCAA Tournament: The Gauchos competed in their 25th-consecutive tournament (NCAA Record), while the 49ers played in their 19th consecutive, 20th overall, tournament match. The 2005 season marked the first time in conference history that only two teams received NCAA berths. With the 2005 NCAA Tournament bid, the Gauchos remain as one of only three schools in the nation to advance to all 25 NCAA Tournaments. Stanford and Penn State are the other two schools that continued their streaks in 2005. Unfortunately, Pacific's 24 consecutive NCAA Tournament appearances was halted when the Tigers failed to make the 2005 Tournament.

The Rest Of The Big West: In his first season at the helm of the Cal Poly Mustang squad, Head Coach Jon Stevenson led the team to a 10-4 conference record to finish the season in third place. This is a vast improvement from the previous two seasons when the Mustangs recorded a combined total of eight conference wins, including tying for ninth in the 2004 season. Cal Poly dominated at the net, averaging 3.13 blocks per game to top the league and place 15th overall in the NCAA.

With eight Big West wins, Pacific struggled during the year and posted its fewest number of conference wins all-time, excluding the 1984 season when the league only played an eight-match season. With a record of 16-14, the Tigers also posted their worst overall record since joining the Big West Conference.

Cal State Fullerton, finishing the season one match under .500, posted an overall record of 14-15, while finishing fifth in the league with a 5-9 record. The Titans posted the school's best conference winning percentage in the past nine years with a winning percentage of .357 (5-9).

The UC Riverside Highlanders dominated in non-conference play with a record of 12-1, but struggled in Big West matchups and posted a 4-10 record. The Highlanders' four wins ties the school record for the most conference wins in a season, while their winning percentage of .287 was UCR's best since joining the Big West.

After back-to-back NCAA bids, the UC Irvine Anteaters posted an overall record of 10-20, 3-11 in the Big West, finishing seventh. Cal State Northridge rounded out the eight-team league with a conference record of 2-12, 4-23 overall.

Big West Represented On 2005 AVCA All-America Team: The Big West nabbed three spots on the American Volleyball Coaches Association All-America Honorable Mention Team. Big West Player of the Year Janine Sandell (UCSB), along with Alexis Crimes (LBSU) and Amanda Vazquez (UCI) all received Honorable Mention accolades. Earlier in the year all three were named to the AVCA West Region First Team. Also joining them on the regional team were LBSU's senior middle blocker Erika Chidester and Pacific senior Ashley Groothuis, both earning honorable mention status.



UC Irvine's Amanda Vazquez earned 2005 AVCA All-America Honorable Mention accolades, as well as AVCA West Region First Team.

Big West in the Final NCAA Statistics

Team

Assists Per Game

Rank	Team	G	Asst.	APG
12	Long Beach State	110	1698	15.44

Blocks Per Game

Rank	Team	G	BS	BA	BPG
15	Cal Poly	91	30	509	3.13
32	Long Beach State	110	73	497	2.92

Hitting Percentage

Rank	Team	K	E	TA	PCT
12	Long Beach State	1848	633	4246	.286

Kills Per Game

Rank	Team	G	K	KPG
9	Long Beach State	110	1848	16.80

Win-Loss Percentage

Rank	Team	W	L	PCT
T32	Long Beach State	25	7	.781
T36	Cal Poly	19	6	.760

Individual

Assists Per Game

Rank	Player	G	Asst.	APG
41	Kym Murphy (UCR)	90	1126	12.51

Blocks Per Game

Rank	Player	G	BS	BA	BPG
33	Alexis Crimes (LBSU)	110	27	131	1.44
48	Jaclyn Houston (CP)	90	10	113	1.37

Digs Per Game

Rank	Player	G	D	DPG
25	Vanessa Vella (CSF)	109	581	5.33

Hitting Percentage

Rank	Player	G	K	E	TA	PCT
23	Alexis Crimes (LBSU)	110	398	102	783	.378
28	Whitney Pavlik (UCI)	109	277	62	582	.369

Kills Per Game

Rank	Player	G	K	KPG
9	Janine Sandell (UCSB)	109	572	5.25
17	Jamie DeKiewiet (UCR)	90	443	4.92
21	Vanessa Gilliam (CP)	91	444	4.88
22	Ashley Groothuis (PAC)	114	541	4.75

Big West All-Americans

American Volleyball Coaches Association (AVCA) - Honorable Mention

Alexis Crimes (LBSU)
Janine Sandell (UCSB)
Amanda Vazquez (UCI)

AVCA All-West Region - First Team

Alexis Crimes (LBSU)
Janine Sandell (UCSB)
Amanda Vazquez (UCI)

AVCA All-West Region - Honorable Mention

Erika Chidester (LBSU)
Ashley Groothuis (PAC)

CAL POLY • CAL STATE FULLERTON • CAL STATE NORTHRIDGE • PACIFIC


BIG WEST



LONG BEACH STATE • UC IRVINE • UC RIVERSIDE • UC SANTA BARBARA

HISTORY & RECORDS

CAL POLY • CAL STATE FULLERTON • CAL STATE NORTHRIDGE • PACIFIC



VOLLEYBALL

LONG BEACH STATE • UC IRVINE • UC RIVERSIDE • UC SANTA BARBARA

Yearly Team Leaders

Hitting Percentage

Year	Team	G	Pct.
1984	UC Irvine	107	.249
1985	Long Beach State	111	.287
1986	San Jose State	123	.264
1987	Hawai'i	132	.302
1988	Long Beach State	120	.297
1989	Long Beach State	129	.291
	Hawai'i	116	.291
1990	Long Beach State	138	.267
1991	Long Beach State	130	.317
1992	Long Beach State	111	.340
1993	Long Beach State	110	.329
1994	Long Beach State	119	.299
1995	Hawai'i	112	.278
1996	Long Beach State	124	.300
1997	Long Beach State	112	.316
1998	Long Beach State	116	.338
1999	Long Beach State	118	.322
2000	Long Beach State	118	.276
2001	Long Beach State	108	.359
2002	UC Irvine	109	.287
2003	UC Irvine	133	.253
2004	UC Irvine	108	.276
2005	Long Beach State	110	.286

Kill Average

Year	Team	G	Kills	Avg.
1984	Pacific	109	1,690	15.50
1985	UC Santa Barbara	98	1,588	16.20
1986	San Jose State	123	1,970	16.02
1987	Hawai'i	132	2,270	17.20
1988	Hawai'i	123	2,194	17.84
1989	Hawai'i	116	2,068	17.83
1990	Pacific	132	2,118	16.05
1991	Hawai'i	107	1,815	16.96
1992	Long Beach State	111	1,810	16.31
1993	Long Beach State	110	1,857	16.88
1994	San Jose State	122	2,003	16.42
1995	Pacific	103	1,665	16.17
1996	Pacific	119	1,968	16.54
1997	UC Santa Barbara	128	2,202	17.20
1998	Pacific	109	1,928	17.69
1999	Long Beach State	118	2,168	18.37
2000	Pacific	103	1,915	18.59
2001	Long Beach State	108	1,868	17.30
2002	UC Santa Barbara	110	1,900	17.27
2003	Utah State	110	1,880	17.09
2004	UC Santa Barbara	95	1,564	16.46
2005	Long Beach State	110	1,848	16.80

Block Average

Year	Team	G	Blocks	Avg.
1984	Pacific	109	594.0	5.45
1985	San Diego State	153	569.0	3.71
1986	San Diego State	150	733.0	4.89
1987	Fresno State	119	673.0	5.66
1988	Pacific	126	404.0	3.21
1989	Pacific	118	428.0	3.63
1990	UC Santa Barbara	133	425.0	3.20
	Pacific	132	422.0	3.20
1991	Hawai'i	107	383.0	3.58
1992	Hawai'i	91	258.0	2.84
1993	Hawai'i	102	337.5	3.31
1994	Hawai'i	99	341.0	3.44
1995	Hawai'i	112	384.0	3.43
1996	Long Beach State	124	355.0	2.86
1997	UC Santa Barbara	128	423.5	3.31
1998	Pacific	109	359.0	3.29
1999	Cal Poly	100	317.5	3.17
2000	Cal Poly	105	357.5	3.40
2001	Cal Poly	97	341.5	3.52
2002	Long Beach State	111	386.5	3.48
2003	Cal Poly	112	352.0	3.14
2004	UC Santa Barbara	95	266.5	2.81
2005	Cal Poly	91	284.5	3.13

Dig Average

Year	Team	G	Digs	Avg.
1984	Pacific	109	1,012	9.28
1985	Hawai'i	124	2,415	17.51
1986	San Jose State	123	2,398	19.50
1987	San Jose State	110	2,171	19.74
1988	Hawai'i	123	2,483	20.19
1989	Hawai'i	116	2,335	20.13
1990	Pacific	132	2,411	18.27
1991	UC Irvine	95	1,749	18.41
1992	UC Irvine	105	2,035	19.38
1993	Nevada	115	2,038	17.72
1994	UC Santa Barbara	120	2,110	17.58
1995	New Mexico State	114	2,030	17.81
1996	Cal State Fullerton	100	1,564	15.64
1997	Boise State	119	1,988	16.71
1998	UC Santa Barbara	115	2,058	17.90
1999	UC Santa Barbara	117	1,992	17.03
2000	Cal State Fullerton	107	2,131	19.92
2001	UC Santa Barbara	105	1,789	17.04
2002	UC Santa Barbara	110	2,162	19.65
2003	UC Santa Barbara	105	1,824	17.37
2004	Idaho	111	2,002	18.04
2005	UC Riverside	93	1,613	17.34

Ace Average

Year	Team	G	Aces	Avg.
1984	UC Santa Barbara	124	303	2.44
1985	Pacific	142	294	2.07
1986	San Diego State	150	311	2.07
1987	Cal Poly	111	265	2.90
1988	San Diego State	142	285	2.01
1989	Cal Poly	122	245	2.01
1990	Hawai'i	115	258	2.24
1991	Pacific	105	209	1.99
1992	UC Santa Barbara	100	211	2.11
1993	Long Beach State	110	231	2.10
1994	San Jose State	241	241	1.98
1995	San Jose State	103	237	2.30
1996	North Texas	108	224	2.07
1997	North Texas	111	229	2.06
1998	North Texas	87	177	2.03
1999	Utah State	87	149	1.71
2000	Pacific	103	187	1.82
2001	Long Beach State	108	233	2.16
2002	UC Irvine	109	205	1.88
2003	Cal Poly	112	198	1.77
2004	UC Santa Barbara	95	205	2.16
2005	UC Santa Barbara	109	196	1.80

Assist Average

Year	Team	G	Asts.	Avg.
1984	Not official stat until '85			
1985	UC Santa Barbara	98	1,457	14.86
1986	UC Santa Barbara	123	1,730	14.07
1987	Hawai'i	132	1,958	14.83
1988	Hawai'i	123	1,939	15.76
1989	Hawai'i	116	1,886	16.26
1990	Hawai'i	115	1,678	14.59
1991	Hawai'i	107	1,632	15.25
1992	Long Beach State	111	1,625	14.64
1993	Long Beach State	110	1,677	15.25
1994	San Jose State	122	1,778	14.57
1995	Pacific	103	1,498	14.54
1996	Pacific	119	1,763	14.82
1997	UC Santa Barbara	128	1,946	15.20
1998	Pacific	109	1,767	16.21
1999	Long Beach State	118	1,968	16.68
2000	Pacific	103	1,739	16.88
2001	Long Beach State	108	1,680	15.56
2002	UC Santa Barbara	110	1,710	15.55
2003	Utah State	110	1,715	15.59
2004	Long Beach State	110	1,660	15.09
2005	Long Beach State	110	1,698	15.44

Yearly Individual Leaders

Hitting Percentage

Year	Player, School	G	Pct.
1984	Jan Saunders, PAC	89	.305
1985	Elaina Oden, PAC	130	.380
1986	Elaina Oden, PAC	114	.375
1987	Tee Williams, UH	128	.380
1988	Tara Cross, LBSU	120	.389
1989	Tara Cross, LBSU	129	.353
1990	Karrie Trieschman, UH	111	.351
1991	Danielle Scott, LBSU	130	.422
1992	Danielle Scott, LBSU	111	.452
1993	Danielle Scott, LBSU	110	.431
1994	Angelica Ljungquist, UH	99	.383
1995	Angelica Ljungquist, UH	108	.351
1996	Nique Crump, LBSU	124	.418
1997	Nique Crump, LBSU	110	.428
1998	Veronica Walls, LBSU	90	.426
1999	Cheryl Weaver, LBSU	114	.395
2000	Jennifer Joines, PAC	101	.402
2001	Elisha Thomas, LBSU	108	.433
2002	Rebecca Larsen, UCI	108	.424
2003	Olivia Waldowski, UCSB	102	.383
2004	Sami Cash, UCI	108	.442
2005	Alexis Crimes, LBSU	110	.378

Kill Average

Year	Player, School	G	Kills	Avg.
1984	Kathie Luedeke, UCSB	123	448	3.64
1985	Elaina Oden, PAC	130	547	4.21
1986	Tara Cross, LBSU	103	486	4.72
1987	Angelica Jackson, SDSU	124	727	5.86
1988	Tara Cross, LBSU	120	763	6.36
1989	Tee Williams-Sanders, UH	101	625	6.19
1990	Becky Howlett, CSF	134	633	4.72
1991	Paola Paz-Soldan, FSU	112	630	5.63
1992	Danielle Scott, LBSU	111	498	4.49
1993	Danielle Scott, LBSU	110	641	5.83
1994	Dominique Benton-Bozman, PAC	103	528	5.13
1995	Paola Paz-Soldan, SJSU	88	465	5.28
1996	Heather Bassett, CSF	99	453	4.58
1997	Katie Crawford, UCSB	110	528	4.80
1998	Roberta Gehlke, UCSB	110	555	5.05
1999	Elsa Stegemann, PAC	114	642	5.63
2000	Cheryl Weaver, LBSU	118	546	4.63
2001	Tayyiba Haneef, LBSU	108	543	5.03
2002	Kelly Wing, UCI	109	584	5.36
2003	Kelly Wing, UCI	133	764	5.74
2004	Kelly Wing, UCI	107	618	5.78
2005	Janine Sandell, UCSB	109	572	5.25

Block Average

Year	Player, School	G	Blocks	Avg.
1984	Eileen Dempster, PAC	108	181	1.68
1985	Kris Morton, SDSU	126	220	1.75
1986	Kris Roberts, UCI	85	177	2.08
1987	Kris Roberts, UCI	88	160	1.82
1988	Kris Roberts, UCI	115	208	1.81
1989	Cathey Scotlan, PAC	113	194	1.72
1990	Cathey Scotlan, PAC	124	189	1.52
1991	Kee Williams, UH	94	165	1.59
1992	Sarah Chase, UH	76	110	1.45
1993	Angelica Ljungquist, UH	102	158	1.55
1994	Sarah Chase, UH	97	126	1.53
1995	Angelica Ljungquist, UH	108	187	1.73
1996	Jessica Moore, ID	107	142	1.33
1997	Katie Crawford, UCSB	110	170	1.55
1998	Tracy Chambers, PAC	109	169	1.55
1999	Kari DeSoto, CP	100	166	1.66
2000	Cheryl Weaver, LBSU	118	191	1.62
2001	Worthy Lien, CP	96	164	1.71
2002	Worthy Lien, CP	73	118	1.62
2003	Sarah Meek, UI	107	154	1.44
2004	Olivia Waldowski, UCSB	95	135	1.42
2005	Alexis Crimes, LBSU	110	158	1.44

Dig Average

Year	Player, School	G	Digs	Avg.
1984	Julie Maginot, PAC	108	192	1.78
1985	Charlotte Mitchel, UCSB	85	383	4.50
1986	Tara Cross, LBSU	103	412	4.00
1987	Yami Menendez, UCSB	141	509	3.60
1988	Kerry House, CP	128	525	4.10
1989	Maria Reyes, UCSB	128	591	4.62
1990	Maria Reyes, UCSB	126	552	4.38
1991	Vanessa White, NMSU	98	386	3.94
1992	Kristie Ryan, UCSB	91	369	4.05
1993	Heather Collins, UCSB	117	484	4.14
1994	Heather Collins, UCSB	111	435	3.92
1995	April Colgrove, NEV	101	380	3.76
1996	Roberta Gehlke, UCSB	116	371	3.20
1997	Carolyn Kittell, CSF	110	380	3.46
1998	Roberta Gehlke, UCSB	110	449	4.08
1999	Roberta Gehlke, UCSB	108	440	4.07
2000	Jamie Hamm, PAC	102	453	4.44
2001	Jamie Hamm, PAC	127	539	4.24
2002	Jessica Yearout, UI	101	428	4.24
2003	Kristin Nelson, UCSB	105	490	4.67
2004	Kristin Nelson, UCSB	92	560	6.09
2005	Vanessa Vella, CSF	109	581	5.33

Ace Average

Year	Player, School	G	Aces	Avg.
1984	Julie Maginot, UOP	108	56	0.52
1985	Renee Pankopf, SDSU	114	83	0.73
1986	Renee Pankopf, SDSU	142	83	0.59
1987	Jackie Mendez, SDSU	116	78	0.67
1988	Jackie Mendez, SDSU	137	81	0.59
1989	Michelle Hansen, CP	122	66	0.54
1990	Antoinette White, LBSU	138	91	0.66
1991	Andrea Radmilovich, FSU	116	63	0.54
1992	Vikki Simonis, UOP	109	63	0.58
1993	Dana Black, NEV	99	55	0.56
1994	Dominique Benton-Bozman, PAC	103	59	0.57
1995	Dominique Benton-Bozman, PAC	97	61	0.63
1996	LaKeta Graham, UNT	108	57	0.53
1997	Misty May, LBSU	109	47	0.43
1998	Stacey Volesky, UNT	82	41	0.50
1999	Jutta Weissenborn, UCSB	113	52	0.46
2000	Brittany Hochevar, LBSU	118	61	0.52
2001	Brittany Hochevar, LBSU	108	84	0.78
2002	Brittany Hochevar, LBSU	108	56	0.52
2003	Molly Duncan, CP	112	59	0.53
2004	Kelly Wing, UCI	107	59	0.55
2005	Kym Murphy, UCR	90	39	0.43

Assist Average

Year	Player, School	G	Asts.	Avg.
1984	Not official stat until '85			
1985	Liz Towne, UCSB	90	1,173	13.03
1986	Liz Towne, UCSB	120	1,493	12.44
1987	Martina Cincerova, UH	127	1,567	12.34
1988	Sheri Sanders, LBSU	120	1,682	14.02
1989	Cheri Boyer, UH	105	1,443	13.74
1990	Cheri Boyer, UH	114	1,439	12.62
1991	Cheri Boyer, UH	90	1,223	13.59
1992	Sabrina Hernandez, LBSU	107	1,420	13.27
1993	Joy McKienzie, LBSU	110	1,480	13.45
1994	Melizza Benitez, SJSU	115	1,563	13.59
1995	Sacha Caldemeyer, PAC	103	1,352	12.90
1996	Sacha Caldemeyer, PAC	117	1,540	13.16
1997	Tanja Hart, UCSB	122	1,690	13.85
1998	Alanna Whitnack, NEV	103	1,422	13.81
1999	Keri Nishimoto, LBSU	99	1,443	14.58
2000	Kara Gormsen, UOP	100	1,421	14.21
2001	Keri Nishimoto, LBSU	108	1,468	13.59
2002	Brooke Niles, UCSB	103	1,437	13.95
2003	Andrea Delsigne, USU	105	1,442	13.73
2004	Ashlie Hain, UCI	107	1,450	13.55
2005	Kym Murphy, UCR	90	1,126	12.51

Yearly Standings

	Big West			Overall				Big West			Overall		
	W	L	Pct.	W	L	Pct.		W	L	Pct.	W	L	Pct.
1984							1991						
Cal Poly	7	1	.875	33	7	.825	Long Beach State	17	1	.944	36	2	.947
Pacific	6	2	.750	32	8	.800	Hawai'i	15	3	.833	26	5	.839
UC Santa Barbara	4	4	.500	20	17	.540	Pacific	15	3	.833	24	6	.800
UC Irvine	2	6	.250	12	16	.429	UC Santa Barbara	13	5	.722	22	10	.688
UNLV	1	7	.125	23	17	.575	Fresno State	10	8	.556	21	13	.618
							San Jose State	7	11	.389	12	14	.462
1985							New Mexico State	5	13	.278	10	20	.333
Pacific	15	1	.937	36	3	.923	UC Irvine	4	14	.222	10	17	.370
Cal Poly	14	2	.875	31	8	.795	Cal State Fullerton	4	14	.222	9	27	.250
Hawai'i	10	6	.625	28	13	.683	Utah State	0	18	.000	2	29	.065
UC Santa Barbara	10	6	.625	26	17	.604							
Long Beach State	8	8	.500	18	13	.580	1992						
San Diego State	8	8	.500	25	20	.555	Long Beach State	18	0	1.000	30	3	.909
UNLV	5	11	.312	16	17	.484	Pacific	16	2	.889	27	6	.818
UC Irvine	1	15	.062	9	18	.333	UC Santa Barbara	14	4	.778	23	8	.742
Cal State Fullerton	1	15	.062	9	26	.257	Hawai'i	11	7	.611	15	12	.556
							San Jose State	9	9	.500	14	17	.451
1986							UC Irvine	7	11	.389	15	13	.536
Pacific	17	1	.944	39	3	.929	Nevada	7	11	.389	10	26	.278
Hawai'i	15	3	.833	31	7	.816	New Mexico State	6	12	.333	14	15	.483
San Jose State	13	5	.722	28	7	.800	Utah State	1	17	.056	4	27	.129
UC Santa Barbara	12	6	.667	24	12	.667	Cal State Fullerton	1	17	.056	1	27	.036
San Diego State	11	7	.611	37	9	.804							
Cal Poly	10	8	.556	21	16	.568	1993						
Long Beach State	6	12	.333	15	17	.469	Long Beach State	17	1	.944	32	2	.941
Fresno State	4	14	.222	9	26	.257	UC Santa Barbara	17	1	.944	28	4	.875
UC Irvine	1	17	.056	7	26	.212	Hawai'i	13	5	.722	19	11	.633
Cal State Fullerton	1	17	.056	7	28	.200	Pacific	12	6	.667	21	10	.677
							San Jose State	9	9	.500	16	13	.552
1987							UC Irvine	8	10	.444	15	13	.536
Hawai'i	17	1	.944	37	2	.949	Nevada	5	13	.278	17	16	.515
Pacific	16	2	.889	30	4	.882	New Mexico State	5	13	.278	8	21	.276
San Jose State	12	6	.667	21	10	.667	Utah State	4	14	.222	7	27	.209
UC Santa Barbara	11	7	.611	24	16	.600	Cal State Fullerton	0	18	.000	1	28	.034
Cal Poly	9	9	.500	19	12	.613							
San Diego State	8	10	.444	15	17	.469	1994						
Long Beach State	7	11	.389	25	14	.641	Long Beach State	16	2	.889	27	6	.818
UC Irvine	5	13	.278	12	15	.444	Hawai'i	15	3	.833	25	5	.833
Fresno State	4	14	.222	11	22	.333	UC Santa Barbara	14	4	.778	28	7	.800
Cal State Fullerton	1	17	.056	9	23	.281	Pacific	14	4	.778	23	7	.767
							San Jose State	10	8	.556	23	12	.657
1988							New Mexico State	9	9	.500	12	16	.429
Hawai'i	18	0	1.000	33	3	.917	Nevada	5	13	.278	11	23	.324
Pacific	14	4	.778	22	13	.629	UC Irvine	5	13	.278	6	22	.214
Long Beach State	13	5	.722	26	7	.788	Utah State	1	17	.056	2	28	.067
San Diego State	10	8	.556	26	12	.684	Cal State Fullerton	1	17	.056	1	28	.034
UC Santa Barbara	9	9	.500	17	17	.500							
UC Irvine	8	10	.444	19	12	.613	1995						
San Jose State	8	10	.444	21	14	.600	Hawai'i	18	0	1.000	31	1	.969
Cal Poly	6	12	.333	20	14	.588	UC Santa Barbara	15	3	.833	26	9	.743
Fresno State	4	14	.222	15	16	.483	Pacific	14	4	.778	21	9	.700
Cal State Fullerton	0	18	.000	11	24	.314	Long Beach State	12	6	.667	22	10	.688
							Nevada	9	9	.500	16	14	.533
1989							New Mexico State	7	11	.389	14	16	.467
Hawai'i	17	1	.944	29	3	.906	San Jose State	6	12	.333	14	17	.452
Pacific	14	4	.778	29	5	.853	Cal State Fullerton	5	13	.278	12	19	.387
Long Beach State	13	5	.722	32	5	.865	UC Irvine	4	14	.222	7	19	.269
UC Santa Barbara	12	6	.667	22	13	.629	Utah State	0	18	.000	0	30	.000
Cal Poly	9	9	.500	19	13	.594							
San Diego State	8	10	.444	19	18	.514	1996						
San Jose State	7	11	.389	14	13	.519	Western Division						
UC Irvine	6	12	.333	18	14	.563	Long Beach State	15	1	.938	33	3	.917
Fresno State	3	15	.167	11	19	.367	Pacific	14	2	.875	26	7	.788
Cal State Fullerton	1	17	.056	8	23	.258	UC Santa Barbara	13	3	.813	23	9	.719
							Cal Poly	7	9	.438	14	16	.467
1990							Cal State Fullerton	6	10	.375	16	13	.552
Hawai'i	16	2	.889	28	6	.824	UC Irvine	3	13	.188	6	23	.207
UC Santa Barbara	15	3	.833	31	7	.816							
Pacific	14	4	.778	30	7	.811	Eastern Division						
Long Beach State	13	5	.722	29	9	.763	Idaho	13	3	.813	25	6	.807
San Jose State	12	6	.667	21	8	.712	Boise State	9	7	.563	13	17	.433
Fresno State	6	12	.333	13	22	.371	Nevada	7	9	.438	16	15	.516
UC Irvine	5	13	.278	9	21	.300	North Texas	4	12	.250	9	22	.290
Cal State Fullerton	3	15	.167	8	30	.211	Utah State	3	13	.188	7	27	.206
Utah State	3	15	.167	7	28	.200	New Mexico State	2	14	.125	6	27	.182
New Mexico State	3	15	.167	5	30	.143							

Yearly Standings

	Big West			Overall		
1997						
Western Division	W	L	Pct.	W	L	Pct.
Long Beach State	16	0	1.000	33	2	.943
UC Santa Barbara	14	2	.875	32	5	.865
Pacific	12	4	.750	23	9	.719
Cal Poly	9	7	.563	18	11	.621
Cal State Fullerton	4	12	.250	12	18	.400
UC Irvine	2	14	.125	7	22	.241
Eastern Division	W	L	Pct.	W	L	Pct.
Boise State	10	6	.625	20	12	.625
Idaho	10	6	.625	16	14	.533
Utah State	7	9	.438	18	15	.546
New Mexico State	6	10	.375	10	19	.345
Nevada	5	11	.313	12	19	.387
North Texas	1	15	.063	6	25	.194
1998						
Western Division	W	L	Pct.	W	L	Pct.
Long Beach State	16	0	1.000	36	0	1.000
UC Santa Barbara	13	3	.813	28	6	.824
Pacific	13	3	.813	26	6	.813
Cal Poly	8	8	.500	18	9	.667
UC Irvine	4	12	.250	9	22	.290
Cal State Fullerton	3	13	.188	9	18	.333
Eastern Division	W	L	Pct.	W	L	Pct.
Nevada	12	4	.750	22	7	.759
Boise State	11	5	.688	18	9	.667
Idaho	8	8	.500	15	14	.517
New Mexico State	4	12	.250	7	22	.241
Utah State	4	12	.250	8	22	.267
North Texas	0	16	.000	3	23	.115
1999						
Western Division	W	L	Pct.	W	L	Pct.
Pacific	15	1	.938	32	3	.914
Long Beach State	14	2	.875	31	4	.886
UC Santa Barbara	12	4	.750	29	6	.829
Cal Poly	11	5	.688	20	9	.690
Cal State Fullerton	3	13	.188	7	22	.241
UC Irvine	1	15	.063	8	20	.286
Eastern Division	W	L	Pct.	W	L	Pct.
Utah State	11	5	.688	14	12	.539
Nevada	10	6	.625	17	11	.607
Idaho	7	9	.438	17	15	.531
New Mexico State	6	10	.375	15	15	.500
Boise State	5	11	.313	9	20	.310
North Texas	1	15	.063	5	24	.172
2000						
Western Division	W	L	Pct.	W	L	Pct.
Pacific	15	1	.938	28	4	.875
UC Santa Barbara	14	2	.875	26	8	.765
Long Beach State	11	5	.688	24	8	.750
Utah State	10	6	.625	22	10	.688
Cal Poly	9	7	.563	17	12	.586
Idaho	6	10	.375	16	13	.552
Boise State	3	13	.188	9	19	.321
Cal State Fullerton	3	13	.188	9	20	.310
UC Irvine	1	15	.063	9	20	.310
2001						
Western Division	W	L	Pct.	W	L	Pct.
Long Beach State	18	0	1.000	33	1	.971
Pacific	15	3	.833	28	8	.778
UC Santa Barbara	14	4	.778	17	14	.548
Utah State	12	6	.667	20	11	.645
Cal Poly	9	9	.500	15	11	.577
Cal State Northridge	8	10	.444	15	14	.517
Idaho	5	13	.278	11	19	.367
Cal State Fullerton	4	14	.222	8	18	.308
UC Riverside	3	15	.167	10	17	.370
UC Irvine	2	16	.111	4	23	.148

	Big West			Overall		
2002	W	L	Pct.	W	L	Pct.
UC Santa Barbara	18	0	1.000	30	3	.909
Long Beach State	15	3	.833	28	4	.875
Cal Poly	13	5	.722	15	13	.536
Pacific	12	6	.667	19	13	.594
UC Irvine	10	8	.556	19	11	.633
Utah State	7	11	.389	14	16	.467
Idaho	7	11	.389	11	17	.393
Cal State Northridge	5	13	.278	11	16	.407
UC Riverside	2	16	.111	6	23	.207
Cal State Fullerton	1	17	.056	5	26	.161
2003	W	L	Pct.	W	L	Pct.
UC Santa Barbara	14	4	.778	19	9	.679
UC Irvine	12	6	.667	24	10	.706
Long Beach State	12	6	.667	19	11	.633
Cal State Northridge	12	6	.667	16	13	.552
Idaho	10	8	.556	19	11	.633
Utah State	10	8	.556	18	12	.600
Pacific	9	9	.500	18	14	.563
Cal Poly	5	13	.278	13	16	.448
UC Riverside	4	14	.222	9	20	.310
Cal State Fullerton	2	16	.111	8	22	.267
2004	W	L	Pct.	W	L	Pct.
UC Santa Barbara	16	2	.889	24	4	.857
Long Beach State	13	5	.722	24	7	.774
Pacific	13	5	.722	19	10	.655
UC Irvine	11	7	.611	18	11	.643
Cal State Northridge	11	7	.611	17	11	.607
Idaho	9	9	.500	17	13	.567
Cal State Fullerton	6	12	.333	14	14	.500
Utah State	5	13	.278	9	18	.333
UC Riverside	3	15	.167	11	18	.379
Cal Poly	3	15	.167	5	24	.172
2005	W	L	Pct.	W	L	Pct.
Long Beach State	12	2	.857	25	7	.781
UC Santa Barbara	12	2	.857	21	9	.700
Cal Poly	10	4	.714	19	6	.760
Pacific	8	6	.571	16	14	.533
Cal State Fullerton	5	9	.357	14	15	.483
UC Riverside	4	10	.286	16	11	.593
UC Irvine	3	11	.273	10	20	.333
Cal State Northridge	2	12	.143	4	23	.148


Composite Standings

(sorted by conference wins - 1984-2005)

Current Members	Years	Big West			Overall		
		W	L	Pct.	W	L	Pct.
Pacific	22	293	77	.792	569	169	.771
UC Santa Barbara	22	286	84	.773	540	210	.720
Long Beach State	21	282	80	.780	578	135	.811
Cal Poly	16	139	123	.531	297	197	.601
UC Irvine	25	105	265	.284	253	388	.395
Cal State Fullerton	21	55	307	.152	178	469	.275
Cal State Northridge	5	38	48	.442	63	77	.450
UC Riverside	5	16	70	.186	52	89	.369
Former Members	Years	W	L	Pct.	W	L	Pct.
Hawai'i	11	165	31	.842	302	68	.816
San Jose State	10	93	87	.517	184	125	.596
Utah State	15	78	182	.300	150	312	.325
Idaho	9	75	77	.493	147	122	.546
Nevada	8	60	76	.441	121	131	.480
New Mexico State	10	53	119	.308	101	201	.334
San Diego State	5	45	43	.511	122	76	.616
Boise State	5	38	42	.475	69	77	.473
Fresno State	6	31	77	.287	80	118	.404
UNLV	2	6	18	.250	39	34	.534
North Texas	4	6	58	.094	23	94	.197

All-Big West Teams

1984		Second Team		1989	
First Team		Claudia Hemmersbach	Cal Poly	First Team	
Eileen Dempster	Pacific	Tita Ahuna	Hawai'i	Tara Cross	Long Beach State
Jan Saunders	Pacific	Diana Jessie	Hawai'i	Tee Williams-Sanders	Hawai'i
Kathie Luedeke	UC Santa Barbara	Yami Menendez	UC Santa Barbara	Michelle Hansen	Cal Poly
Cindy Rohrig	UC Irvine	Brooke Herrington	Pacific	Sheri Sanders	Long Beach State
Julie Maginot	Pacific	Mary Miller	Pacific	Cathey Scotlan	Pacific
Kelly Strand	Cal Poly			Karrie Trieschman	Hawai'i
				Elaina Oden	Pacific
Second Team		Honorable Mention		Second Team	
Dede Bodner	Cal Poly	Susan Herman	Cal State Fullerton	Amy Erben	San Diego State
Robin Burns	Pacific	Lynette Wilke	Fresno State	Cheri Boyer	Hawai'i
Carol Tschaser	Cal Poly	Jackie Mendez	San Diego State	Krissy Fifer	Pacific
Gina DeQuattro	UC Santa Barbara	Martina Cincero	Hawai'i	Malin Fransson	Hawai'i
Sheila Nicks	UNLV	Kris Roberts	UC Irvine	Maria Reyes	UC Santa Barbara
Ellen Bugalski	Cal Poly			Dawnis Wilson	San Jose State
		1988		Ali Wood	UC Irvine
1985		First Team			
First Team		Martina Cincero	Hawai'i	Honorable Mention	
Tita Ahuna	Hawai'i	Tara Cross	Long Beach State	Susan Herman	Cal State Fullerton
Dede Bodnar	Cal Poly	Kim Hicks	San Jose State	Anju Knutsen	Cal Poly
Ellen Bugalski	Cal Poly	Jackie Mendez	San Diego State	Lesli Lopes	Fresno State
Kathie Luedeke	UC Santa Barbara	Kris Roberts	UC Irvine	Trisonya Thompson	Long Beach State
Julie Maginot	Pacific	Tee Williams	Hawai'i	Antoinette White	Long Beach State
Elaina Oden	Pacific				
Second Team		Second Team		1990	
Suzanne Eagye	Hawai'i	Michelle Hansen	Cal Poly	First Team	
Charlotte Mitchel	UC Santa Barbara	Sheri Sanders	Long Beach State	Antoinette White	Long Beach State
Cindy Rohing	UC Irvine	Cathey Scotlan	Pacific	Dawnis Wilson	San Jose State
Liane Sato	San Diego State	Traci Sliester	Fresno State	Maria Reyes	UC Santa Barbara
Carol Tschaser	Cal Poly	Liz Towne	UC Santa Barbara	Karrie Trieschman	Hawai'i
Connie Watson	Long Beach State	Anna Vorwerk	Hawai'i	Krissy Fifer	Pacific
				Cheri Boyer	Hawai'i
Honorable Mention		Honorable Mention		Cathey Scotlan	Pacific
Jackie Bougie	Cal State Fullerton	Amy Erben	San Diego State		
Theresa Boyle	Pacific	Susan Herman	Cal State Fullerton	Second Team	
Sheila Nicks	UNLV	Brooke Herrington	Pacific	Becky Howlett	Cal State Fullerton
Debbie Teso	UNLV	Karrie Trieschman	Hawai'i	Merita Berntsen	UC Santa Barbara
		Marcy Whistler	Long Beach State	Toni Nishida	Hawai'i
		Lynette Wilke	Fresno State	Kristie Ryan	UC Santa Barbara
				Malin Fransson	Hawai'i
				Melanie Beckenhauer	Pacific
1986					
First Team				Honorable Mention	
Suzanne Eagye	Hawai'i			Christine Romero	Long Beach State
Kris Morton	San Diego State			Betsy Welsh	San Jose State
Elaina Oden	Pacific			Kim Collins	UC Irvine
Lisa Ice	San Jose State			Andrea Radmilovich	Fresno State
Teri McGrath	Pacific			Jonna Steffens	New Mexico State
Charlotte Mitchel	UC Santa Barbara			Katy Eldridge	Pacific
Second Team				1991	
Mary Miller	Pacific			First Team	
Tara Cross	Long Beach State			Melanie Beckenhauer	Pacific
Carol Tschaser	Cal Poly			Sabrina Hernandez	Long Beach State
Liz Towne	UC Santa Barbara			Sharon Kasser	Pacific
Barbara Higgins	San Jose State			Paola Paz Soldan	Fresno State
Tita Ahuna	Hawai'i			Danielle Scott	Long Beach State
				Antoinette White	Long Beach State
Honorable Mention				Kee Williams	Hawai'i
Diana Jessie	Hawai'i				
Liane Sato	San Diego State			Second Team	
				Cheri Boyer	Hawai'i
				Malin Fransson	Hawai'i
1987				Becky Howlett	Cal State Fullerton
First Team				Kenyatta Lovelace	Hawai'i
Tara Cross	Long Beach State			Alicia Mills	Long Beach State
Angelica Jackson	San Diego State			Kristie Ryan	UC Santa Barbara
Suzanne Eagye	Hawai'i				
Tee Williams	Hawai'i			Honorable Mention	
Barbara Higgins	San Jose State			Katy Eldridge	Pacific
Judy Bellomo	UC Santa Barbara			Ana Elisa Franca	UC Santa Barbara
Liz Hert	Pacific			Susie Regul	Fresno State
Teri McGrath	Pacific				



Long Beach State's Tara Cross was a three-time All-Big West First Team member (1987-89).

All-Big West Teams

Heather Schoeny Stephanie Scofield Dawnis Wilson	Pacific Cal State Fullerton San Jose State	Kim Keys Angelica Ljungquist Brita Schwerm Paola Paz-Soldan Kee Williams	UC Santa Barbara Hawai'i Long Beach State San Jose State Hawai'i	Jaime Keith Brandy Mamizuka Erin McCown Jennica Smith Liina Veidemann	Nevada Boise State UC Santa Barbara Pacific Pacific
1992 First Team Nichelle Burton Sarah Chase Katy Eldridge Sabrina Hernandez Charlotte Johansson Kenyatta Lovelace Alicia Mills Julie Pitois Christine Romero Kristie Ryan Danielle Scott Vikki Simonis Jonna Steffens	Long Beach State Hawai'i Pacific Long Beach State Pacific Hawai'i Long Beach State UC Santa Barbara Long Beach State UC Santa Barbara Long Beach State Pacific New Mexico State	Second Team Robyn Ah Mow Brandi Brooks Sacha Caldemeyer Tanya Hart Addie Hauschild Kelly Martin Stacy Mitchell Tiffany Neumeier Cristin Rossman Maria Roth Tammy Stiner Patty Zubiate	Hawai'i Hawai'i Pacific Pacific Pacific Nevada UC Irvine Nevada San Jose State New Mexico State UC Santa Barbara New Mexico State	1997 First Team Heather Bown Katie Crawford Nique Crump Kari DeSoto Benishe Dillard Roberta Gehlke Tanja Hart Addie Hauschild Misty May Denae Mohlman Tiffany Neumeier Jennica Smith Jenn Snyder	UC Santa Barbara UC Santa Barbara Long Beach State Cal Poly Long Beach State UC Santa Barbara UC Santa Barbara Pacific Long Beach State Utah State Nevada Pacific Long Beach State
Second Team Kari Anderson Lisa Barbieri Chrissy Boehle Popi Edwards Ana Elisa Franca Erin Ginney Lisa Johns Kim Keys Kelly Martin Lisa Parbst Cristin Rossman Patty Zubiate	Hawai'i Pacific UC Santa Barbara UC Irvine UC Santa Barbara San Jose State Pacific UC Santa Barbara Nevada Cal State Fullerton San Jose State New Mexico State	1995 First Team Angelica Ljungquist Robyn Ah Mow Therese Crawford Brita Schwerm Misty May Dominique Benton-Bozman Rebecca Downey Kim Keys Tammy Stiner Jen Kaylor Paola Paz-Soldan Maria Roth Popi Edwards	Hawai'i Hawai'i Hawai'i Long Beach State Long Beach State Pacific Pacific UC Santa Barbara UC Santa Barbara UC Santa Barbara San Jose State New Mexico State UC Irvine	Second Team Jessica Alvarado Larissa Carter Tracy Chambers Anja Grabovac Melanie Hathaway Carolyn Kittell Louella Lipana Brandy Mamizuka Jessica Moore Danielle Shinn LaCretia Smith Veronica Walls	Long Beach State UC Irvine Pacific Long Beach State Cal Poly Cal State Fullerton Cal Poly Boise State Idaho Pacific Cal State Fullerton Long Beach State
1993 First Team Chrissy Boehle Dominique Benton-Bozman Nichelle Burton Heather Collins Popi Edwards Ana Elisa Franca Charlotte Johansson Crista Koch Angelica Ljungquist Joy McKenzie Danielle Scott Jennifer White Kee Williams	UC Santa Barbara Pacific Long Beach State UC Santa Barbara UC Irvine UC Santa Barbara Pacific San Jose State Hawai'i Long Beach State Long Beach State Nevada Hawai'i	Second Team Sacha Caldemeyer Addie Hauschild Joselyn Robins Jenny Wilton Heather Bassett Tiffany Neumeier April Colgrove Nique Crump Jessica Alvarado Patty Zubiate Christine Jinbo Melizza Benitez	Pacific Pacific Hawai'i Hawai'i Cal State Fullerton Nevada Nevada Long Beach State Long Beach State New Mexico State New Mexico State San Jose State	1998 First Team Brandy Barratt Tracy Chambers Charlene Conley Kari DeSoto Benishe Dillard Roberta Gehlke Anja Grabovac Brandy Mamizuka Misty May Brooke Rundle Jennica Smith Elsa Stegemann Veronica Walls	Long Beach State Pacific UC Santa Barbara Cal Poly Long Beach State UC Santa Barbara Long Beach State Boise State Long Beach State UC Santa Barbara Pacific Pacific Long Beach State
Second Team Kristal Attwood Sarah Chase Traci Dahl Tanya Hart Kim Keys Lisa Johns Kelly Martin Marie Motil Lora Pate Brita Schwerm Krissee Sether Natasha Soltysik	Hawai'i Hawai'i Long Beach State San Jose State UC Santa Barbara Pacific Nevada Utah State New Mexico State Long Beach State Long Beach State Pacific	1996 First Team Jessica Alvarado Heather Bassett Sacha Caldemeyer Katie Crawford Nique Crump Roberta Gehlke Addie Hauschild Lynne Hyland Misty May Jessica Moore Tiffany Neumeier Jenn Snyder Elsa Stegemann	Long Beach State Cal State Fullerton Pacific UC Santa Barbara Long Beach State UC Santa Barbara Pacific Idaho Long Beach State Idaho Nevada Long Beach State Pacific	Second Team Jessica Alvarado Elena Berman Sara Bronson Beth Craig Katie Crawford Tanja Dimitrijevic Anika Donaldson Melanie Hathaway Becky Meek Jessica Moore Suzanne Stonebarger Alanna Whitnack	Long Beach State Nevada Pacific Idaho UC Santa Barbara Pacific New Mexico State Cal Poly Boise State Idaho Nevada Nevada
1994 First Team Dominique Benton-Bozman Chrissy Boehle Nichelle Burton Sarah Chase Heather Collins Traci Dahl Popi Edwards Charlotte Johansson	Pacific UC Santa Barbara Long Beach State Hawai'i UC Santa Barbara Long Beach State UC Irvine Pacific	Second Team Tracy Chambers Kari DeSoto Benishe Dillard LaKeta Graham Jamie Hill Michelle Jones Louisa Kawulok	Pacific Cal Poly Long Beach State North Texas UC Irvine Long Beach State Idaho	1999 First Team Tracy Chambers Kari DeSoto Roberta Gehlke Anja Grabovac Tayyiba Haneef Melanie Hathaway	Pacific Cal Poly UC Santa Barbara Long Beach State Long Beach State Cal Poly

All-Big West Teams

Denae Mohlman
Brooke Rundle
Jennica Smith
Elsa Stegemann
Veronica Walls
Cheryl Weaver
Jutta Weissenborn

Utah State
UC Santa Barbara
Pacific
Pacific
Long Beach State
Long Beach State
UC Santa Barbara

Second Team

Brandy Barratt
Charlene Conley
Amy Crosbie
Tanya Dimitrijevic
Anika Donaldson
Kellie LaBossiere
Shalyne Lynch
Becky Meek
Brooke Niles
Keri Nishimoto
Carly O'Halloran
Danielle Shinn

Long Beach State
UC Santa Barbara
Utah State
Pacific
New Mexico State
Nevada
Idaho
Boise State
UC Santa Barbara
Long Beach State
Cal Poly
Pacific

2000

First Team

Danielle Bauer
Amy Crosbie
Kara Gormsen
Jamie Hamm
Tayyiba Haneef
Melanie Hathaway
Jennifer Joines
Simone Kuhn
Denae Mohlman
Brooke Rundle
Melissa Schoepf
Danielle Shinn
Cheryl Weaver

UC Santa Barbara
Utah State
Pacific
Pacific
Long Beach State
Cal Poly
Pacific
UC Santa Barbara
Utah State
UC Santa Barbara
Utah State
Pacific
Long Beach State

Second Team

Tara Brinkerhoff
Elaine Goeders
Brittany Hochevar
Jenny Kniss
Worthy Lien
Chanda McLeod
Erica Menzel
Courtney Miller
Chelsi Neves
Carly O'Halloran
Megan Sabo
Elisha Thomas

Boise State
Pacific
Long Beach State
Idaho
Cal Poly
UC Irvine
UC Santa Barbara
Pacific
Utah State
Cal Poly
Cal State Fullerton
Long Beach State

2001

First Team

Danielle Bauer
Katie Crawford
Jamie Hamm
Tayyiba Haneef
Megan Hauschild
Brittany Hochevar
Jennifer Joines
Brie Lampe
Worthy Lien
Michelle Matheson
Chanda McLeod
Chelsi Neves
Keri Nishimoto
Laura Walter
Cheryl Weaver

UC Santa Barbara
Cal State Fullerton
Pacific
Long Beach State
Pacific
Long Beach State
Pacific
UC Santa Barbara
Cal Poly
Utah State
UC Irvine
Utah State
Long Beach State
Cal State Northridge
Long Beach State

Honorable Mention

Lisa Borom
Erin Cartwright
Elaine Goeders

Utah State
Utah State
Pacific

Erica Menzel
Brooke Niles
Carly O'Halloran
Heather Olmstead
Elisha Thomas

UC Santa Barbara
UC Santa Barbara
Cal Poly
Utah State
Long Beach State

2002

First Team

Danielle Bauer
Erin Cartwright
Courtney Guerra
Anna-Marie Hammond
Brittany Hochevar
Jennifer Joines
Rebecca Larsen
Worthy Lien
Chanda McLeod
Jennifer McNees
Erica Menzel
Brooke Niles
Carly O'Halloran
Elisha Thomas
Kelly Wing

UC Santa Barbara
Utah State
UC Santa Barbara
Idaho
Long Beach State
Pacific
UC Irvine
Cal Poly
UC Irvine
Cal State Northridge
UC Santa Barbara
UC Santa Barbara
Cal Poly
Long Beach State
UC Irvine

Honorable Mention

Erika Chidester
Kessie Doering
Lauren Goins
Megan Hauschild
Kim Levey
Kristen O'Halloran
Joanna Rentz

Long Beach State
Long Beach State
Cal State Fullerton
Pacific
Cal State Fullerton
Cal Poly
Pacific

2003

First Team

Megan Blackshire
Erin Cartwright-Davis
Sami Cash
Zuzana Cernianská
Erika Chidester
Molly Duncan
Jennifer Fopma
Ashlie Hain
Anna-Marie Hammond
Liz Hudson
Jennifer Joines
Sarah Meek
Erica Menzel
Kristin Nelson
Kelly Wing

UC Santa Barbara
Utah State
UC Irvine
Utah State
Long Beach State
Cal Poly
Cal State Northridge
UC Irvine
Idaho
Long Beach State
Pacific
Idaho
UC Santa Barbara
UC Santa Barbara
UC Irvine

Honorable Mention

Hayley Anderson
Mandy Becker
Vanessa Gilliam
Lauren Goins
Dana Kurzbard
Jillian Mazzarella
Nadine Nickel
Rosanna Parizek
Jennifer Ryan

Pacific
Idaho
Cal Poly
Cal State Fullerton
UC Irvine
Long Beach State
Cal State Northridge
UC Riverside
Cal State Northridge

2004

First Team

Hayley Anderson
Megan Blackshire
Sidney Bennett
Sami Cash
Zuzana Cernianska
Alexis Crimes
Jamie DeKiewiet
Ashley Groothuis
Jillian Mazzarella
Sarah Meek

Pacific
UC Santa Barbara
Pacific
UC Irvine
Utah State
Long Beach State
UC Riverside
Pacific
Long Beach State
Idaho

Kristin Nelson
Jen Ryan
Janine Sandell
Katy Tikker
Olivia Waldowski
Kelly Wing

UC Santa Barbara
Cal State Northridge
UC Santa Barbara
Idaho
UC Santa Barbara
UC Irvine

Honorable Mention

Tiffany Dolven
Ashlie Hain
Lauren Goins
Heather Laudato
Robin Miramontes
Nadine Nickel
Amanda Vasquez

Cal State Fullerton
UC Irvine
Cal State Fullerton
Long Beach State
Long Beach State
Cal State Northridge
UC Irvine

2005

First Team

Kylie Atherstone
Sidney Bennett
Megan Blackshire
Erika Chidester
Alexis Crimes
Ali Daley
Jamie DeKiewiet
Vanessa Gilliam
Ashley Groothuis
Chelsea Hayes
Heather Laudato
Whitney Pavliik
Brett Quirarte
Janine Sandell
Kara Uhl
Amanda Vazquez
Vanessa Vella

Cal Poly
Pacific
UC Santa Barbara
Long Beach State
Long Beach State
Long Beach State
UC Riverside
Cal Poly
Pacific
Cal Poly
Long Beach State
UC Irvine
UC Santa Barbara
UC Santa Barbara
Pacific
UC Irvine
Cal State Fullerton

Honorable Mention

Valerie Bueno
Mariko Crum
Emily Hendrickson
Jaclyn Houston
Allison Ianni
Kristin Jackson
Olivia Waldowski

UC Riverside
Long Beach State
UC Santa Barbara
Cal Poly
Pacific
Cal Poly
UC Santa Barbara



UC Santa Barbara's Megan Blackshire is the most recent athlete to become a three-time All-Big West First Team selection (2003-05).

All-Freshman Teams

1986		*Addie Hauschild	Pacific	Kelly Wing	UC Irvine
Mary Robins	Hawai'i	Tiffany Neumeier	Nevada	Shannon Burmaster	UC Riverside
Carolyn Janisch	UC Irvine	Amy Pimentel	UC Irvine	Niki Carroll	UC Santa Barbara
Tara Cross	Long Beach State	Jennifer Stroffe	UC Santa Barbara	Brooke Haeberle	Idaho
Sheri Sanders	Long Beach State			Laura McCaffrey	Idaho
Michelle Hansen	Cal Poly	1995		2002	
Susan Herman	Cal State Fullerton	*Misty May	Long Beach State	*Megan Blackshire	UC Santa Barbara
Amy Erben	San Diego State	Jessica Alvarado	Long Beach State	Meghan Brown	Idaho
		Kristy Kierulff	Long Beach State	*Zuzana Cernianská	Utah State
1987		Rocki Titen	Cal State Fullerton	Jamie DeKiewiet	UC Riverside
Karen Anderson	Cal Poly	Angie Sylvas	San Jose State	Ashley Groothuis	Pacific
Jennifer Kellogg	Long Beach State	Anastasia Paveloff	UC Irvine	Lindsey Martin	Cal Poly
Angela Martin	San Diego State	Erin McCown	UC Santa Barbara	Jessica Yearout	Idaho
Karrie Trieschman	Hawai'i	Katie Crawford	UC Santa Barbara		
Christy Lee	UC Santa Barbara	Elsa Stegemann	Pacific	2003	
Krissy Fifer	Pacific			Beth Hodge	Utah State
*Cathey Scotlan	Pacific	1996		Robin Miramontes	Long Beach State
		Heather Bown	UC Santa Barbara	Stevie Mussie	Pacific
1988		Tracy Chambers	Pacific	Mari Ruddick	Utah State
Melanie Beckenhauer	Pacific	Kari DeSoto	Cal Poly	Janine Sandell	UC Santa Barbara
Kim Kaaiai	Cal Poly	*Roberta Gehlke	UC Santa Barbara	Natalie Uhart	Long Beach State
Carolyn Kaspar	San Diego State	Jamie Hill	UC Irvine	*Olivia Waldowski	UC Santa Barbara
Cyndi Rhone	Cal State Fullerton	Becky Meek	Boise State		
*Carolyn Taeatafa	Hawai'i	Crystal Moore	New Mexico State	2004	
Dawnis Wilson	San Jose State	Jennica Smith	Pacific	*Alexis Crimes	Long Beach State
		Paige Spaulding	Nevada	Ashley Dutro	UC Santa Barbara
1989		1997		Carolyn Forbush	Utah State
Katy Eldridge	Pacific	Larissa Carter	UC Irvine	Kristin Jackson	Cal Poly
*Anja Knutsen	Cal Poly	Amy Goulding	Utah State	Bethany Johansen	UC Santa Barbara
Jennifer Miller	San Diego State	Melanie Hathaway	Cal Poly	Amanda Orgill	Utah State
Lael Perlstrom	Cal Poly	Carolyn Kittell	Cal State Fullerton	Kelly Zabielski	Cal State Northridge
Christine Romero	Long Beach State	*Denae Mohlman	Utah State		
Kristie Ryan	UC Santa Barbara	Alli Nieman	Idaho	2005	
Tina Van Loon	UC Santa Barbara	Katy Shepard	Boise State	Kylie Atherstone	Cal Poly
		Danielle Shinn	Pacific	Harmony Burdine	Cal State Northridge
1990		Ashley Williams	Nevada	*Ali Daley	Long Beach State
*Becky Howlett	Cal State Fullerton	1998		Jaclyn Houston	Cal Poly
Lauri Jones	Long Beach State	Alisa Geddes	Cal State Fullerton	Lauren Kellerman	UC Irvine
Danielle Scott	Long Beach State	Tayyiba Haneef	Long Beach State	Lauren McLaughlin	UC Santa Barbara
Ann Shaughnessy	San Jose State	Heather Kniss	Idaho	Brittany Moore	Cal State Fullerton
Holly Racine	UC Santa Barbara	Kellie LaBossiere	Nevada		
Kenyatta Lovelace	Hawai'i	Jenny Neville	Idaho	<i>*Big West Freshman of the Year</i>	
		*Brooke Rundle	Idaho		
1991		Suzanne Stonebarger	UC Santa Barbara		
Heather Collins	UC Santa Barbara	Kristin Webster	Nevada		
Charlotte Johansson	Pacific	Michelle Wong	New Mexico State		
*Paola Paz Soldan	Fresno State	1999	UC Irvine		
Stacey Stanek	Cal State Fullerton	Errin Benesh	Cal Poly		
Jenny Strelzoff	Fresno State	Brittany Hochevar	Long Beach State		
Jenny Wilton	Hawai'i	Worthy Lien	Cal Poly		
		Michelle More	Nevada		
1992		*Brooke Niles	UC Santa Barbara		
Karen Andrews	New Mexico State	Carly O'Halloran	Cal Poly		
*Sarah Chase	Hawai'i	Kristen O'Halloran	Cal Poly		
Popi Edwards	UC Irvine	Jamie Pilbeam	UC Irvine		
*Kim Keys	UC Santa Barbara	Chera Sommer	Boise State		
Crista Koch	San Jose State	2000			
Lisa Parbs	Cal State Fullerton	Roxanne Barlow	Cal State Fullerton		
Brita Schwerm	Long Beach State	Molly Duncan	Cal Poly		
		Anna-Marie Hammond	Idaho		
1993		Jacqueline Heler	Boise State		
Robyn Ah Mow	Hawai'i	*Jennifer Joines	Pacific		
Sacha Caldemeyer	Pacific	Simone Kuhn	UC Santa Barbara		
Jill Haas	UC Santa Barbara	Erica Menzel	UC Santa Barbara		
Christine Jinbo	New Mexico State	Misty Swails	Pacific		
*Angelica Ljungquist	Hawai'i	Brenda Waterman	UC Irvine		
Brandy Smerko	UC Irvine	2001			
		*Jessica Diepersloot	Cal Poly		
1994		Nadine Nickel	Cal State Northridge		
Stephanie Cargill	Cal State Fullerton				
Therese Crawford	Hawai'i				
Nique Crump	Long Beach State				
Meredith Fletcher	UC Irvine				
Kristin Harris	Long Beach State				

Big West All-Freshman Selections By School

Current Members

UC Santa Barbara	23
Long Beach State	18
Cal Poly	17
Pacific	15
UC Irvine	13
Cal State Fullerton	11
Cal State Northridge	3
UC Riverside	2

Former Members

Hawaii	9
Idaho	8
Utah State	7
Nevada	6
New Mexico State	4
San Diego State	4
San Jose State	4
Boise State	4
Fresno State	2

Conference Honors

Repeat All-Big West First Team Selections

Four-Time Selections

Player, School	Years
Misty May, Long Beach State	1995-98
Roberta Gehlke, UC Santa Barbara	1996-99
Jennifer Joines, Pacific	2000-03

Three-Time Selections

Player, School	Years
Elaina Oden, Pacific	1985-86, 1989
Tara Cross, Long Beach State	1987-89
Tee Williams-Sanders, Hawai'i	1987-89
Danielle Scott, Long Beach State	1991-93
Nichelle Burton, Long Beach State	1992-94
Charlotte Johansson, Pacific	1992-94
Kee Williams, Hawai'i	1991, 1993-94
Angelica Ljungquist, Hawai'i	1993-95
Popi Edwards, UC Irvine	1993-95
Dominique Benton-Bozman, Pacific	1993-95
Elsa Stegemann, Pacific	1996, 1998-99
Kari DeSoto, Cal Poly	1997-99
Jennica Smith, Pacific	1997-99
Denae Mohlman, Utah State	1997, 1999-00
Brooke Rundle, UC Santa Barbara	1998-00
Tayyiba Haneef, Long Beach State	1999-01
Cheryl Weaver, Long Beach State	1999-01
Danielle Bauer, UC Santa Barbara	2000-02
Kelly Wing, UC Irvine	2002-04
Megan Blackshire, UC Santa Barbara	2003-05

Two-Time Selections

Player, School	Years
Kathie Luedeke, UC Santa Barbara	1984-85
Julie Maginot, Pacific	1984-85
Suzanne Eagye, Hawai'i	1986-87
Teri McGrath, Pacific	1986-87
Cathey Scotlan, Pacific	1989-90
Karrie Trieschman, Hawai'i	1989-90

Antoinette White, Long Beach State	1990-91
Sabrina Hernandez, Long Beach State	1991-92
Chrissy Boehle, UC Santa Barbara	1993-94
Heather Collins, UC Santa Barbara	1993-94
Brita Schwerm, Long Beach State	1994-95
Kim Keys, UC Santa Barbara	1994-95
Paola Paz-Soldan, San Jose State	1994-95
Katie Crawford, UC Santa Barbara	1996-97
Nique Crump, Long Beach State	1996-97
Addie Hauschild, Pacific	1996-97
Tiffany Neumeier, Nevada	1996-97
Jenn Snyder, Long Beach State	1996-97
Benishe Dillard, Long Beach State	1997-98
Tracy Chambers, Pacific	1998-99
Anja Grabovac, Long Beach State	1998-99
Veronica Walls, Long Beach State	1998-99
Melanie Hathaway, Cal Poly	1999-00
Keri Nishimoto, Long Beach State	1999, 2001
Jamie Hamm, Pacific	2000-01
Brittany Hochevar, Long Beach State	2001-02
Worthy Lien, Cal Poly	2001-02
Chanda McLeod, UC Irvine	2001-02
Erin Cartwright-Davis, Utah State	2002-03
Anna-Marie Hammond, Idaho	2002-03
Erica Menzel, UC Santa Barbara	2002-03
Zuzana Cernianska, Utah State	2003-04
Sarah Meek, Idaho	2003-04
Kristin Nelson, UC Santa Barbara	2003-04
Sidney Bennett, Pacific	2004-05
Alexis Crimes, Long Beach State	2004-05
Erika Chidester, Long Beach State	2003, 2005
Jamie DeKiewiet, UC Riverside	2004-05
Ashley Groothuis, Pacific	2004-05
Janine Sandell, UC Santa Barbara	2004-05

Bold denotes returning player in 2005

All-Conference Picks By School

(Ranked according to First Team Selection)

Current Members	1st	2nd/HM	Former Members	1st	2nd/HM
Long Beach State	54	32	Hawai'i	21	22
Pacific	50	36	Utah State	11	5
UC Santa Barbara	47	23	San Jose State	7	9
Cal Poly	15	20	Idaho	7	7
UC Irvine	12	10	San Diego State	3	5
Cal State Northridge	4	3	Nevada	2	11
Cal State Fullerton	3	17	New Mexico State	2	9
UC Riverside	2	1	Boise State	1	5
			Fresno State	0	5
			UNLV	0	3
			North Texas	0	1

Player Of The Year

Year	Player, School
2005	Janine Sandell, UC Santa Barbara
2004	Kelly Wing, UC Irvine
2003	Jennifer Joines, Pacific
2002	Danielle Bauer, UC Santa Barbara
2001	Cheryl Weaver, Long Beach State
2000	Kara Gormsen, Pacific
1999	Cheryl Weaver, Long Beach State Roberta Gehlke, UC Santa Barbara Elsa Stegemann, Pacific
1998	Misty May, Long Beach State
1997	Misty May, Long Beach State
1996	Misty May, Long Beach State
1995	Angelica Ljungquist, Hawai'i
1994	Nichelle Burton, Long Beach State
1993	Danielle Scott, Long Beach State
1992	Danielle Scott, Long Beach State
1991	Antoinette White, Long Beach State
1990	Karrie Trieschman, Hawai'i
1989	Tara Cross, Long Beach State Tee Williams-Sanders, Hawai'i
1988	Tee Williams-Sanders, Hawai'i Tara Cross, Long Beach State
1987	Suzanne Eagye, Hawai'i
1986	Elaina Oden, Pacific
1985	Lisa Ice, San Jose State
1984	Elaina Oden, Pacific Eileen Dempster, Pacific

Freshman Of The Year

Year	Player, School
2005	Ali Daley, Long Beach State
2004	Alexis Crimes, Long Beach State
2003	Olivia Waldowski, UC Santa Barbara
2002	Megan Blackshire, UC Santa Barbara Zuzana Cernianska, Utah State
2001	Jessica Diepersloot, Cal Poly
2000	Jennifer Joines, Pacific
1999	Brooke Niles, UC Santa Barbara
1998	Brooke Rundle, UC Santa Barbara
1997	Denae Mohlman, Utah State
1996	Roberta Gehlke, UC Santa Barbara
1995	Misty May, Long Beach State
1994	Addie Hauschild, Pacific
1993	Angelica Ljungquist, Hawai'i
1992	Sarah Chase, Hawai'i Kim Keys, UC Santa Barbara
1991	Paola Paz Soldan, Fresno State
1990	Becky Howlett, Cal State Fullerton
1989	Anja Knutsen, Cal Poly
1988	Carolyn Taeatafa, Hawai'i
1987	Cathey Scotlan, Pacific

Coach Of The Year

Year	Player, School
2005	Brian Gimmillaro, Long Beach State
2004	Kathy Gregory, UC Santa Barbara
2003	Kathy Gregory, UC Santa Barbara
2002	Kathy Gregory, UC Santa Barbara
2001	Brian Gimmillaro, Long Beach State
2000	John Dunning, Pacific
1999	John Dunning, Pacific
1998	Brian Gimmillaro, Long Beach State
1997	Brian Gimmillaro, Long Beach State
1996	John Dunning, Pacific
1995	Dave Shoji, Hawai'i
1994	Brian Gimmillaro, Long Beach State
1993	Kathy Gregory, UC Santa Barbara
1992	Brian Gimmillaro, Long Beach State
1991	Brian Gimmillaro, Long Beach State
1990	Kathy Gregory, UC Santa Barbara
1989	Mike Wilton, Cal Poly
1988	Dave Shoji, Hawai'i
1987	Dave Shoji, Hawai'i
1986	John Dunning, Pacific
1985	Mike Wilton, Cal Poly
1984	Taras Liskevych, Pacific

Players Of The Week/National Honors

1987
 9/8 Keri Pier, CSF
 9/14 Tara Cross, LBSU
 9/21 Kris Roberts, UCI
 Gina Watson, SJSU
 9/28 Teee Williams, UH
 10/5 Tara Cross, LBSU
 10/12 Teri McGrath, PAC
 10/19 Diana Jessie, UH
 10/26 Judy Bellomo, UCSB
 11/2 Suzanne Eagye, UH
 Liz Towne, UCSB
 11/9 Mary Miller, PAC
 11/16 Liz Hert, PAC
 11/23 Liz Hert, PAC
 11/30 Martina Cincero, UH

1986
 9/8 Dede Dunstone, UH
 9/15 Kim Harsch, SDSU
 Lisa Ice, SJSU
 9/22 Lisa Ice, SJSU
 9/29 Kris Morton, SDSU
 10/6 Mary Miller, PAC
 10/13 Tita Ahuna, UH
 10/20 Charlotte Mitchel, UCSB
 Carol Tschasar, CP
 10/27 Tara Cross, LBSU
 11/3 Yami Menendez, UCSB
 11/10 Teri McGrath, PAC
 11/17 Elaina Oden, PAC

1985
 9/9 LeValley Pattison, LBSU
 9/16 Liz Towne, UCSB
 9/23 Tita Ahuna, UH
 Elaina Oden, PAC
 9/30 Ellen Bugalski, CP
 10/7 Julie Maginot, PAC
 10/14 Dede Bodnar, CP
 10/21 Connie Watson, LBSU
 10/28 Sheila Nicks, UNLV
 11/4 Kris Morton, SDSU
 11/11 Kathie Luedeke, UCSB
 11/18 Therese Boyle, PAC
 11/25 Angelica Jackson, SDSU

*AVCA National Player of the Week
 ^CVU.com National Player of the Week

Totals Per School	
71	Long Beach State
61	Pacific
47	UC Santa Barbara
25	Hawai'i*
19	UC Irvine
11	San Jose State*
14	Cal Poly
11	Utah State*
8	San Diego State*
8	Idaho*
4	Boise State*
4	New Mexico State*
5	Cal State Fullerton
5	Cal State Northridge
3	Nevada*
2	Fresno State*
1	UC Riverside
1	UNLV*

*former members

1984
First Team
 Eileen Dempster, PAC
 Julie Maginot, PAC
 Jan Saunders, PAC

1985
First Team
 Elaina Oden, PAC
 Ellen Bugalski, CP

Second Team
 Tita Ahuna, UH
 Dede Bodnar, CP
 Kathie Luedeke, UCSB
 Julie Maginot, PAC

1986
First Team
 Elaina Oden, PAC
 Tara Cross, LBSU
 Kris Morton, SDSU
 Lisa Ice, SJSU
 Suzanne Eagye, Hawai'i

Second Team
 Teri McGrath, PAC
 Mary Miller, PAC
 Charlotte Mitchel, UCSB
 Tita Ahuna, UH

1987
First Team
 *Tee Williams, UH
 Suzanne Eagye, UH
 Judy Bellomo, UCSB
 Liz Hert, PAC
 Teri McGrath, PAC

Second Team
 Angelica Jackson, SDSU
 Tara Cross, LBSU
 Diana Jessie, UH

1988
First Team
 *Tara Cross, LBSU
 *Tee Williams, UH

Second Team
 Martina Cincero, UH
 Jackie Mendez, SDSU
 Anna Vorwerk, UH

1989
First Team
 *Tara Cross, LBSU
 Teee Williams-Sanders, UH
 Krissy Fifer, PAC
 Sheri Sanders, LBSU
 Karrie Trieschman, UH

Second Team
 Michelle Hansen, Cal Poly
 Elaina Oden, PAC

1990
First Team
 Melanie Beckenhauer, PAC
 Cheri Boyer, UH
 Cathy Scotlan, PAC
 Karrie Trieschman, UH

AVCA All-Americans

Second Team
 Krissy Fifer, PAC
 Maria Reyes, UCSB
 Antoinette White, LBSU

1991
First Team
 Melanie Beckenhauer, PAC
 Danielle Scott, LBSU
 Kee Williams, UH
 *Antoinette White, LBSU

Second Team
 Cheri Boyer, Hawai'i
 Sabrina Hernandez, LBSU
 Malin Fransson, UH
 Sharon Kasser, PAC

1992
First Team
 Sabrina Hernandez, LBSU
 *Danielle Scott, LBSU

Second Team
 Nichelle Burton, LBSU
 Charlotte Johansson, PAC

1993
First Team
 Danielle Scott, LBSU
 Nichelle Burton, LBSU

Second Team
 Ana Elisa Franca, UCSB
 Charlotte Johansson, PAC
 Angelica Ljungquist, UH
 Joy McKenzie, LBSU

1994
First Team
 Nichelle Burton, LBSU
 Charlotte Johansson, PAC

Second Team
 Angelica Ljungquist, UH
 Traci Dahl, LBSU

1995
First Team
 Robyn Ah Mow, UH
 Angelica Ljungquist, UH
 Brita Schwerm, LBSU

1996
Second Team
 Sacha Caldemeyer, PAC

1997
First Team
 *Misty May, LBSU
 Katie Crawford, UCSB

Second Team
 Benishe Dillard, LBSU
 Roberta Gehlke, UCSB

1998
First Team
 *Misty May, LBSU
 Elsa Stegemann, PAC

Second Team
 Benishe Dillard, LBSU
 Roberta Gehlke, UCSB

1999
First Team
 Roberta Gehlke, UCSB
 Elsa Stegemann, PAC
 Cheryl Weaver, LBSU

2000
First Team
 Kara Gormsen, PAC
 Cheryl Weaver, LBSU

Second Team
 Jennifer Joines, PAC
 Brooke Rundle, UCSB

2001
First Team
 Tayyiba Haneef, LBSU
 Cheryl Weaver, LBSU

Second Team
 Jennifer Joines, PAC
 Keri Nishimoto, LBSU

2002
First Team
 Danielle Bauer, UCSB

Second Team
 Brittany Hochevar, LBSU
 Jennifer Joines, PAC

Third Team
 Brooke Niles, UCSB
 Elisha Thomas, LBSU

2003
First Team
 Jennifer Joines, PAC

Third Team
 Jennifer Fopma, CSUN
 Kelly Wing, UCI

Honorable Mention
 Anna-Marie Hammond, UI
 Erin Cartwright-Davis, USU

2004
Second Team
 Kelly Wing, UCI

Third Team
 Alexis Crimes, LBSU

2005
Honorable Mention
 Alexis Crimes, LBSU
 Janine Sandell, UCSB
 Amanda Vazquez, UCI

* NCAA Player of the Year

Big West In The Polls

Final AVCA Division I national polls.

1984

1. UCLA
2. Stanford
3. Pacific
4. Cal Poly
5. USC
6. Hawai'i
7. Nebraska
8. San Diego State
9. Texas
10. Colorado State
11. San Jose State
12. Illinois State
13. Arizona
14. Penn State
15. Brigham Young
16. Northwestern
17. Pepperdine
18. Oregon
19. Western Michigan
20. Purdue

1985

1. Stanford
2. Pacific
3. Cal Poly
4. USC
5. UCLA
6. Nebraska
7. San Jose State
8. Hawai'i
9. Texas
10. Purdue
11. Illinois
12. UC Santa Barbara
13. Arizona State
14. Brigham Young
15. Colorado State
16. Western Michigan
17. Arizona
18. Texas A&M
19. San Diego State
20. Penn State

1986

1. Brigham Young
2. Pacific
3. Hawai'i
4. San Jose State
5. San Diego State
6. Nebraska
7. UCLA
8. Texas
9. Illinois
10. UC Santa Barbara
11. Stanford
12. Cal Poly
13. Arizona State
14. Penn State
15. Oregon
16. LSU
17. Western Michigan
18. Georgia
19. Pepperdine
20. Colorado State

1987

1. Pacific
2. Hawai'i
3. Stanford
4. Brigham Young
5. UCLA
6. Colorado State
7. Texas

8. Illinois
9. Kentucky
10. Nebraska
11. San Jose State
12. Western Michigan
13. UC Santa Barbara
14. Cal Poly
15. USC
16. Texas-Arlington
17. Oregon
18. Pepperdine
19. California
20. Long Beach State

1988

1. UCLA
2. Stanford
3. Hawaii
4. Illinois
5. Nebraska
6. Texas
7. Texas-Arlington
8. Long Beach State
9. Washington
10. Pacific
11. Kentucky
12. Brigham Young
13. Oklahoma
14. Arizona State
15. San Diego State
16. Arizona
17. USC
18. San Jose State
19. New Mexico
20. Penn State

1989

1. UCLA
2. Hawai'i
3. Pacific
4. Long Beach State
5. Nebraska
6. Texas
7. Illinois
8. Stanford
9. Texas-Arlington
10. Washington
11. Penn State
12. UC Santa Barbara
13. Arizona
14. USC
15. Ohio State
16. Oregon
17. LSU
18. Wyoming
19. Cal Poly
20. California

1990

1. UCLA
2. Nebraska
3. Stanford
4. Hawai'i
5. Pacific
6. Penn State
7. Texas
8. UC Santa Barbara
9. Long Beach State
10. San Jose State
11. Pepperdine
12. Brigham Young
13. Wisconsin
14. New Mexico
15. Ohio State
16. Texas Tech

17. LSU
18. Pittsburgh
19. San Diego State
20. Purdue

1991

1. Stanford
2. Long Beach State
3. Hawai'i
4. Pacific
5. LSU
6. UCLA
7. Nebraska
8. New Mexico
9. Brigham Young
10. Florida
11. Texas
12. Ohio State
13. UC Santa Barbara
14. USC
15. Pepperdine
16. Penn State
17. Texas Tech
18. Georgia
19. Washington State
20. Fresno State

1992

1. UCLA
2. Stanford
3. Long Beach State
4. Pacific
5. Florida
6. Illinois
7. Nebraska
8. Brigham Young
9. Penn State
10. Texas
11. USC
12. LSU
13. UC Santa Barbara
14. Arizona State
15. Colorado
16. Kentucky
17. Texas Tech
18. New Mexico
19. Georgia
20. Washington State

1993

1. UCLA
2. Texas
3. Long Beach State
4. Brigham Young
5. UC Santa Barbara
6. Stanford
7. Penn State
8. Nebraska
9. Colorado
10. Arizona State
11. Pacific
12. Kentucky
13. USC
14. Florida
15. Ohio State
16. Arizona
17. Notre Dame
18. Hawai'i
19. Georgia
20. Duke
21. Washington State
22. Santa Clara
23. Illinois
24. Loyola Marymount
25. Florida State

1994

1. Nebraska
2. Stanford
3. UCLA
4. Ohio State
5. Penn State
6. Hawai'i
7. Long Beach State
8. Brigham Young
9. UC Santa Barbara
10. USC
11. Pacific
12. Notre Dame
13. Colorado
14. Florida
15. Arizona State
16. Arizona
17. Houston
18. Georgia
19. Idaho
20. New Mexico

Year-By-Year Final Rankings In AVCA Poll

	CP	FSU	LBSU	SDSU	SJSU	UCSB	UH	PAC	USU
1984	4th	N/A	N/A	N/A	N/A	—	N/A	3rd	N/A
1985	3rd	N/A	—	19th	N/A	12th	8th	2nd	N/A
1986	12th	—	—	5th	4th	10th	3rd	2nd	N/A
1987	14th	—	20th	—	11th	13th	2nd	1st	N/A
1988	20th	—	8th	15th	18th	—	3rd	10th	N/A
1989	19th	—	4th	—	—	12th	2nd	3rd	N/A
1990	N/A	—	9th	N/A	10th	8th	4th	5th	—
1991	N/A	20th	2nd	N/A	—	13th	3rd	4th	—
1992	N/A	N/A	3rd	N/A	—	13th	—	4th	—
1993	N/A	N/A	3rd	N/A	—	5th	18th	11th	—
1994	N/A	N/A	7th	N/A	—	9th	6th	11th	—
1995	N/A	N/A	20th	N/A	—	18th	5th	19th	—
1996	—	N/A	10th	N/A	N/A	17th	N/A	12th	—
1997	—	N/A	3rd	N/A	N/A	6th	N/A	16th	—
1998	—	N/A	1st	N/A	N/A	12th	N/A	10th	—
1999	—	N/A	4th	N/A	N/A	6th	N/A	3rd	—
2000	—	N/A	14th	N/A	N/A	9th	N/A	8th	22nd
2001	—	N/A	2nd	N/A	N/A	—	N/A	14th	21st
2002	—	N/A	14th	N/A	N/A	8th	N/A	—	—
2003	—	N/A	—	N/A	N/A	22nd	N/A	—	—
2004	—	N/A	—	N/A	N/A	21st	N/A	—	—
2005	—	N/A	—	N/A	N/A	—	N/A	—	N/A

Note: N/A denotes a team was not a member of the Big West that year

Big West In The Polls

21. Duke
22. Washington
23. Montana
24. Texas
25. Washington State

1995

1. Nebraska
2. Texas
3. Stanford
4. Michigan State
5. Hawai'i
6. Florida
7. UCLA
8. Penn State
9. Ohio State
10. Oral Roberts
11. Arizona State
12. USC
13. San Diego State
14. Notre Dame
15. Texas A&M
16. Illinois
17. Washington State
18. UC Santa Barbara
19. Pacific
20. Long Beach State
21. Loyola Marymount
22. Georgia Tech
23. Brigham Young
24. Northern Iowa
25. Texas Tech

1996

1. Stanford
2. Hawai'i
3. Nebraska
4. Florida
5. Penn State
6. Michigan State
7. Washington State
8. Brigham Young
9. Loyola Marymount
10. Long Beach State
11. Texas
12. Pacific
13. Ohio State
14. USC
15. Wisconsin
16. Louisville
17. UC Santa Barbara
18. Washington
19. Texas A&M
20. George Mason
21. Maryland
22. South Florida
23. Arizona
24. Kansas State
25. Notre Dame

1997

1. Stanford
2. Penn State
3. Long Beach State
4. Florida
5. Wisconsin
6. UC Santa Barbara
7. Brigham Young
8. Nebraska
9. USC
10. Texas
11. Washington
12. Washington State
13. Texas A&M
14. Colorado
15. Ohio State

16. Pacific
17. Loyola Marymount
18. Notre Dame
19. Colorado State
20. San Diego
21. Arkansas
22. Arizona
23. Maryland
24. Pepperdine
25. Hawai'i

1998

1. Long Beach State
2. Penn State
3. Nebraska
4. Florida
5. Hawai'i
6. Brigham Young
7. Wisconsin
8. Texas
9. Stanford
10. Pacific
11. USC
12. UC Santa Barbara
13. Arkansas
14. Illinois
15. Pepperdine
16. UCLA
17. Colorado
18. Texas A&M
19. San Diego
20. Arizona
21. Louisville
22. Michigan State
23. Kansas State
24. Ohio State
25. Indiana

1999

1. Penn State
2. Stanford
3. Pacific
4. Long Beach State
5. Florida
6. UC Santa Barbara
7. UCLA
8. Hawai'i
9. Texas A&M
10. Pepperdine
11. Nebraska
12. Colorado State
13. Brigham Young
14. Arizona
15. Northern Iowa
16. Minnesota
17. USC
18. Texas
19. Kansas State
20. Baylor
21. North Carolina
22. Clemson
23. Wisconsin
24. San Diego
25. Arkansas

2000

1. Nebraska
2. Wisconsin
3. Hawai'i
4. USC
5. Arizona
6. Penn State
7. UCLA
8. Pacific
9. UC Santa Barbara
10. Colorado State

11. Minnesota
12. Florida
13. Brigham Young
14. Long Beach State
15. Ohio State
16. Kansas State
17. Santa Clara
18. Pepperdine
19. Stanford
20. Utah
21. Notre Dame
22. Utah State
23. Texas A&M
24. Northern Iowa
25. Loyola Marymount

2001

1. Stanford
2. Long Beach State
3. Nebraska
4. Arizona
5. USC
6. Florida
7. Wisconsin
8. Pepperdine
9. UCLA
10. Colorado State
11. Texas A&M
12. Ohio State
13. Hawai'i
14. Pacific
15. Utah
16. Northern Iowa
17. Penn State
18. Kansas State
19. Michigan State
20. Illinois
21. Utah State
22. Brigham Young
23. Colorado
24. San Jose State
25. San Diego

2002

1. USC
2. Stanford
3. Hawai'i
4. Florida
5. Nebraska
6. Pepperdine
7. Washington State
8. UC Santa Barbara
9. Northern Iowa
10. Arizona
11. Minnesota
12. North Carolina
13. Ohio State
14. Long Beach State
15. UCLA
16. Penn State
17. Georgia Tech
18. Wisconsin
19. Santa Clara
20. Missouri
21. Kansas State
22. Michigan State
23. Miami, Fla.
24. Eastern Washington
25. Temple

2003

1. USC
2. Florida
3. Hawai'i
4. Minnesota
5. UCLA

6. Pepperdine
7. Penn State
8. Georgia Tech
9. Washington
10. Stanford
11. Kansas State
12. California
13. Nebraska
14. Colorado State
15. Illinois
16. Texas A&M
17. Loyola Marymount
18. Northern Iowa
19. Santa Clara
20. Louisville
21. Wisconsin
22. UC Santa Barbara
23. Utah
24. Notre Dame
25. Maryland

2004

1. Stanford
2. Minnesota
3. Washington
4. USC
5. Nebraska
6. Ohio State
7. Penn State
8. Hawai'i
9. UCLA
10. Tennessee
11. Texas
12. San Diego
13. Saint Mary's (Calif.)
14. Wisconsin
15. Florida
16. Louisville
17. Georgia Tech
18. California
19. Colorado State
20. Texas A&M
21. UC Santa Barbara
22. Arizona
23. Kansas State
24. Missouri
25. Florida A&M

2005

1. Washington
2. Nebraska
3. Florida
4. Santa Clara
5. Penn State
6. Tennessee
7. Arizona
8. Missouri
9. Hawai'i
10. Wisconsin
11. Louisville
12. Notre Dame
13. Stanford
14. Ohio
15. UCLA
16. Texas
17. Purdue
18. Pepperdine
19. USC
20. California
21. Minnesota
22. San Diego
23. Ohio State
24. Kansas State
25. Utah
25. Wichita State

Big West In NCAA Tournament

1984

First Round

Cal Poly received a bye

Fresno State d. UC Santa Barbara: 12-15, 15-13, 15-11, 15-6

Northwest Regional

Fresno State d. Cal Poly: 7-15, 15-11, 4-15, 15-4, 16-14

Mideast Regional

Pacific d. Penn State: 15-4, 15-8, 15-12

Pacific d. Nebraska: 15-8, 15-10, 13-15, 15-3

Final Four

Stanford d. Pacific: 15-11, 15-10, 15-12 (Semifinals)

Pacific d. San Jose State: 7-15, 15-13, 15-9, 15-6 (Consolation)

1985

First Round

Pacific received a bye

Cal Poly d. UC Santa Barbara: 15-13, 15-9, 7-15, 12-15, 15-13

Hawai'i d. San Diego State: 15-12, 11-15, 15-8, 16-14

San Jose State d. Long Beach State: 16-14, 15-13, 15-12

Northwest Regional

Pacific d. Hawai'i: 15-7, 15-6, 15-4

Cal Poly d. San Jose State: 15-9, 15-5, 15-9

Pacific d. Cal Poly: 16-14, 15-13, 15-7

Final Four

Pacific d. UCLA: 15-11, 15-7, 9-15, 17-15 (Semifinals)

*Pacific d. Stanford: 15-17, 15-7, 15-12, 15-13

1986

First Round

Pacific d. Idaho State: 15-7, 15-9, 15-4

Hawai'i d. USIU: 15-5, 15-4, 15-8

San Jose State d. Cal Poly: 15-7, 14-16, 15-11, 15-11

San Diego State d. UC Santa Barbara: 15-11, 15-8, 9-15, 15-11

Northwest Regional

Pacific d. San Diego State: 15-9, 15-13, 15-10

Hawai'i d. San Jose State: 8-15, 6-15, 16-14, 15-12, 15-11

Pacific d. Hawai'i: 15-7, 6-15, 15-6, 15-12

Final Four

Pacific d. Texas: 15-6, 15-1, 16-14 (Semifinals)

*Pacific d. Nebraska: 15-12, 15-4, 15-4

1987

First Round

Hawai'i d. Arizona: 15-4, 15-11, 15-10

San Jose State d. Idaho State: 15-9, 15-10, 15-10

Cal Poly d. UC Santa Barbara: 11-15, 15-9, 15-5, 15-8

Pacific d. Long Beach State: 15-3, 15-12, 15-6

Northwest Regional

Hawai'i d. Cal Poly: 15-4, 15-10, 15-8

Pacific d. San Jose State: 15-9, 15-9, 15-6

Hawai'i d. Pacific: 15-11, 15-9, 15-12

Final Four

Hawai'i d. Illinois: 19-17, 15-13, 15-11 (Semifinals)

*Hawai'i d. Stanford: 15-10, 15-10, 9-15, 15-1

1988

First Round

Hawai'i d. Cal Poly: 15-12, 15-7, 15-11

Long Beach State d. UC Irvine: 15-12, 11-15, 15-6, 7-15, 16-14

Pacific d. UC Santa Barbara: 15-4, 15-11, 15-6

San Diego State d. San Jose State: 15-7, 15-13, 14-16, 15-8

Northwest Regional

Pacific d. Long Beach State: 15-10, 16-18, 15-11, 15-6

Hawai'i d. San Diego State: 15-4, 15-8, 15-13

Hawai'i d. Pacific: 15-10, 15-7, 13-15, 15-8

Final Four

Hawai'i d. Illinois: 15-1, 15-12, 13-15, 15-13 (Semifinals)

*Texas d. Hawai'i: 15-4, 16-14, 15-13

1989

First Round

Long Beach State d. San Diego State: 15-7, 15-7, 15-10

Hawai'i d. Eastern Washington: 15-12, 15-9, 15-7

Pacific d. San Jose State: 15-11, 15-8, 15-6

Cal Poly d. UC Santa Barbara: 13-15, 15-12, 14-16, 16-14, 15-12

Northwest Regional

Hawai'i d. Cal Poly: 15-9, 15-17, 9-15, 15-12, 15-12

Long Beach State d. Pacific: 15-11, 9-15, 15-12, 15-9

Long Beach State d. Hawai'i: 11-15, 15-13, 10-15, 15-8, 15-10

Final Four

Long Beach State d. Texas-Arlington: 15-6, 11-15, 15-10, 15-7

*Long Beach State d. Nebraska: 15-12, 15-0, 15-6

1990

First Round

Pacific d. Montana: 15-3, 15-10, 15-9

Hawai'i d. Southwest Missouri State: 15-4, 15-11, 15-4

UC Santa Barbara d. Idaho State: 15-12, 15-4, 15-10

Long Beach State d. San Jose State: 15-10, 15-10, 15-7

Northwest Regional

Pacific d. UC Santa Barbara: 15-8, 15-9, 15-5

Long Beach State d. Hawai'i: 15-11, 8-15, 15-13, 15-13

Pacific d. Long Beach State: 15-8, 16-14, 14-16, 15-6

Final Four

Pacific d. Nebraska: 15-13, 11-15, 15-9, 15-12 (Semifinals)

*UCLA d. Pacific: 15-9, 15-12, 15-7

1991

First Round

Hawai'i d. Southwest Texas State: 17-15, 15-6, 15-7

Long Beach State d. Northern Iowa: 15-7, 15-3, 15-6

Pacific d. Montana: 15-2, 15-6, 15-3

UC Santa Barbara d. Fresno State: 15-9, 15-7, 17-15

Northwest Regional

Hawai'i d. Pacific: 16-14, 15-13, 15-10

Long Beach State d. UC Santa Barbara: 15-10, 7-15, 16-14, 15-10

Long Beach State d. Hawai'i: 15-6, 15-10, 8-15, 8-15, 15-11

Final Four

Long Beach State d. LSU: 15-13, 6-15, 15-10, 15-13 (Semifinals)

*UCLA d. Long Beach State: 12-15, 13-15, 15-12, 15-6, 15-11

1992

First Round

Long Beach State d. Arkansas State: 13-15, 15-3, 15-8, 15-11

UC Santa Barbara d. Idaho: 15-3, 15-8, 15-13

Pacific d. Louisville: 15-13, 15-6, 15-5

Northwest Regional

Pacific d. UC Santa Barbara: 15-9, 15-2, 8-15, 15-6

Long Beach State d. Illinois State: 15-8, 15-7, 15-4

Long Beach State d. Pacific: 4-15, 15-12, 15-11, 15-7

Final Four

Stanford d. Long Beach State: 15-10, 15-12, 6-15, 15-9 (Semifinals)

1993

Second Round

Long Beach State d. George Washington: 15-3, 15-8, 15-5

Pacific d. Florida State: 15-6, 15-17, 15-6, 15-9

Hawai'i d. Wisconsin: 16-14, 15-10, 15-7

Minnesota d. UC Santa Barbara: 13-15, 15-7, 5-15, 16-14, 15-10

Big West In NCAA Tournament

Northwest Regional

Hawai'i d. Pacific: 15-6, 15-13, 12-15, 15-10

Long Beach State d. Ohio State: 15-7, 15-9, 13-15, 15-12

Long Beach State d. Hawai'i: 15-12, 15-7, 15-12

Final Four

Long Beach State d. Florida: 15-10, 15-6, 15-3 (Semifinals)

*Long Beach State d. Penn State: 15-13, 12-15, 15-11, 16-14

1994

First Round

UC Santa Barbara d. Princeton: 15-3, 15-1, 15-9

Second Round

Pacific d. UC Santa Barbara: 15-13, 18-16, 9-15, 10-15, 15-13

Long Beach State d. Montana: 15-10, 15-6, 15-8

Hawai'i d. Idaho: 17-15, 15-11, 15-7

Northwest Regional

Ohio State d. Pacific: 15-10, 10-15, 15-11, 15-4

Long Beach State d. Hawai'i: 15-12, 12-15, 15-11, 11-15, 15-10

Ohio State d. Long Beach State: 15-5, 14-16, 15-9, 15-5

1995

First Round

UC Santa Barbara d. South Florida: 15-9, 15-13, 15-8

Long Beach State d. Colorado State: 15-3, 15-11, 15-2

Second Round

Hawai'i d. Louisville: 15-4, 15-7, 15-2

San Diego State d. Long Beach State: 15-17, 15-13, 15-12, 15-11

USC d. Pacific: 15-9, 15-13, 15-5

Arizona State d. UC Santa Barbara: 15-7, 13-15, 15-5, 4-15, 15-9

Mountain Division Regional

Hawai'i d. Arizona State: 15-8, 15-8, 11-15, 15-13

Michigan State d. Hawai'i: 6-15, 8-15, 15-10, 15-7, 15-12

1996

First Round

UC Santa Barbara d. Northern Illinois: 12-15, 16-14, 4-15, 15-9, 15-12

Second Round

Pacific d. Arizona: 7-15, 15-12, 15-1, 15-8

Long Beach State d. Minnesota: 15-10, 15-13, 15-6

Loyola Marymount d. UC Santa Barbara: 14-16, 15-7, 15-8, 15-9

Mountain Regional

Brigham Young d. Pacific: 15-7, 8-15, 15-4, 13-15, 15-13

Central Regional

Michigan State d. Long Beach State: 15-4, 13-15, 15-6, 15-8

1997

First Round

Long Beach State received bye

UC Santa Barbara received bye

Pacific d. Sacramento State: 15-11, 15-7, 17-19, 15-11

Second Round

Long Beach State d. Loyola Marymount: 15-9, 15-5, 15-5

UC Santa Barbara d. UCLA: 15-8, 15-8, 6-15, 6-15, 16-14

Washington d. Pacific: 7-15, 15-9, 15-10, 15-10

Pacific Regional

Long Beach State d. Washington: 15-4, 15-5, 15-13

Long Beach State d. Nebraska: 15-9, 15-9, 15-3

Mountain Regional

UC Santa Barbara d. Texas: 15-13, 16-14, 15-6

Stanford d. UC Santa Barbara: 15-12, 15-12, 15-3

Final Four

Stanford d. Long Beach State: 9-15, 15-10, 15-4, 17-15 (Semifinals)

1998

First Round

Long Beach State d. Southern: 15-0, 15-0, 15-0

Pacific d. Florida Atlantic: 15-5, 15-8, 15-5

UC Santa Barbara d. Santa Clara: 15-4, 15-7, 15-11

Miami (OH) d. Nevada: 15-12, 15-12, 15-9

Second Round

Long Beach State d. Arizona: 15-11, 15-4, 15-6

Pacific d. Sacramento State: 15-4, 15-5, 15-3

UC Santa Barbara d. UCLA: 15-8, 8-15, 15-13, 15-11

Mountain Regional

Long Beach State d. Illinois: 16-14, 15-4, 15-11

Long Beach State d. Texas: 15-9, 15-9, 15-2

Central Regional

Brigham Young d. Pacific: 15-7, 15-5, 12-15, 16-14

Pacific Regional

Wisconsin d. UC Santa Barbara: 9-15, 15-8, 8-15, 15-5, 15-13

Final Four

Long Beach State d. Florida: 15-2, 15-8, 15-10 (Semifinals)

*Long Beach State d. Penn State: 15-3, 15-10, 13-15, 14-16, 15-12

1999

First Round

UC Santa Barbara d. Oral Roberts: 15-11, 15-9, 15-8

Pacific d. Colgate: 15-7, 15-4, 15-7

Long Beach State d. Florida A&M: 15-6, 15-10, 15-1

Michigan State d. Cal Poly: 10-15, 15-10, 15-10, 15-13

Second Round

UC Santa Barbara d. Loyola Marymount: 15-5, 15-11, 14-16, 15-5

Pacific d. Michigan: 10-15, 16-14, 15-3, 12-15, 19-17

Long Beach State d. Arkansas: 15-6, 15-6, 15-11

Pacific Regional

UC Santa Barbara d. Nebraska: 15-5, 7-15, 15-8, 15-3

Stanford d. UC Santa Barbara: 15-12, 15-6, 15-10

East Regional

Pacific d. Northern Iowa: 15-2, 15-4, 15-7

Pacific d. Florida: 15-8, 16-14, 15-8

Mountain Regional

Long Beach State d. Colorado State: 15-5, 15-13, 13-15, 15-10

Long Beach State d. Texas A&M: 15-4, 15-7, 15-13

Final Four

Penn State d. Pacific: 14-16, 15-5, 15-6, 7-15, 15-12 (Semifinals)

Stanford d. Long Beach State: 15-10, 15-10, 15-3 (Semifinals)

2000

First Round

Utah State d. Missouri: 5-15, 15-6, 3-15, 16-14, 15-9

Cal Poly d. South Florida: 15-11, 13-15, 15-13, 15-12

Pacific d. Oral Roberts: 15-2, 15-9, 15-6

Long Beach State d. San Jose State: 17-15, 13-15, 15-11, 15-4

UC Santa Barbara d. Texas-San Antonio: 15-5, 15-5, 15-11

Second Round

Brigham Young d. Utah State: 15-9, 15-10, 15-10

USC d. Cal Poly: 15-4, 17-15, 15-6

Pacific d. Texas A&M: 17-15, 15-9, 15-8

Long Beach State d. Santa Clara: 9-15, 15-17, 15-9, 15-10, 19-17

UC Santa Barbara def. Stanford: 9-15, 16-14, 15-8, 14-16, 16-14

Midwest Regional

UCLA def. Pacific: 15-10, 10-15, 15-11, 15-11

West Regional

Hawai'i def. Long Beach State: 11-15, 15-13, 15-9, 12-15, 15-6

Big West In NCAA Tournament

UC Santa Barbara def. Minnesota: 15-12, 7-15, 15-7, 15-10
Hawai'i def. **UC Santa Barbara**: 8-15, 15-1, 15-10, 15-3

2001

First Round

San Diego d. **UC Santa Barbara**: 26-30, 26-30, 30-28, 30-27, 15-10

Long Beach State d. San Diego State: 30-21, 30-16, 30-24

Pacific d. Alabama A&M: 30-18, 30-13, 30-16

Utah State d. Brigham Young: 30-26, 29-31, 30-23, 27-30, 16-14

Second Round

Long Beach State d. San Diego: 30-28, 30-16, 30-13

Pacific d. Louisville: 24-30, 30-26, 30-19, 30-22

Utah d. **Utah State**: 30-21, 30-18, 26-30, 30-22

Regional 1

Long Beach State d. Northern Iowa: 30-19, 30-21, 30-14

Long Beach State d. UCLA: 30-25, 30-28, 30-21

Regional 2

Arizona d. **Pacific**: 30-26, 30-24, 30-27

Final Four

Long Beach State d. Arizona: 30-27, 30-25, 30-20

*Stanford d. **Long Beach State**: 31-29, 30-28, 30-25

2002

First Round

UC Santa Barbara d. Fresno State: 30-20, 28-30, 30-21, 30-26

UCLA d. **Long Beach State**: 30-25, 30-27, 30-21

Pepperdine d. **Cal Poly**: 30-19, 30-16, 30-19

Pacific d. Nevada: 30-24, 14-30, 25-30, 30-28, 15-11

Second Round

UC Santa Barbara d. California: 30-26, 30-25, 30-26

Stanford d. **Pacific**: 30-26, 29-31, 30-14, 30-21

West Regional

Pepperdine d. **UC Santa Barbara**: 30-22, 30-23, 25-30, 30-19

2003

First Round

Loyola Marymount d. **Cal State Northridge**: 30-21, 30-22, 30-26

Kansas d. **Long Beach State**: 30-23, 30-28, 30-28

UC Irvine d. Missouri: 30-27, 31-33, 25-30, 30-28, 15-12

Northern Iowa d. **UC Santa Barbara**: 30-27, 30-27, 24-30, 26-30, 16-14

Hawai'i d. **Idaho**: 30-24, 30-20, 30-21

Pacific d. San Francisco: 30-26, 30-28, 30-23

Second Round

UCLA d. **UC Irvine**: 30-24, 30-28, 30-22

Stanford d. **Pacific**: 30-26, 34-32, 30-25

2004

First Round

Kansas State d. **Cal State Northridge**: 30-20, 30-23, 30-25

Arizona d. **UC Irvine**: 30-19, 30-17, 30-18

California d. **Pacific**: 26-30, 30-24, 20-30, 30-27, 15-11

Washington d. **Idaho**: 30-22, 30-14, 30-19

UC Santa Barbara d. Alabama A&M: 30-11, 30-23, 30-11

Long Beach State d. Utah: 30-19, 30-25, 33-31

Second Round

Georgia Tech d. **UC Santa Barbara**: 30-24, 30-28, 30-21

UCLA d. **Long Beach State**: 31-29, 30-24, 30-27

2005

First Round

San Diego d. **Long Beach State**: 28-30, 30-25, 26-30, 28-30

USC d. **UC Santa Barbara**: 30-27, 22-30, 24-30, 22-30

*NCAA Championship Game

Year-By-Year Summary

Year	Team	W-L	Year	Team	W-L
1984	Cal Poly	0-1	1994	Pacific	1-1
	UC Santa Barbara	0-1		Hawai'i	1-1
	Pacific	3-1		UC Santa Barbara	1-1
		Long Beach State		2-1	
1985	Cal Poly	2-1	1995	Pacific	0-1
	UC Santa Barbara	0-1		Hawai'i	2-1
	Pacific*	4-0		UC Santa Barbara	1-1
	Hawai'i	1-1		Long Beach State	1-1
	San Diego State	0-1			
Long Beach State	0-1	1996	Pacific	1-1	
			UC Santa Barbara	1-1	
			Long Beach State	1-1	
1986	Pacific*	5-0	1997	Pacific	1-1
	Hawai'i	2-1		UC Santa Barbara	2-1
	San Jose State	1-1		Long Beach State	3-1
	Cal Poly	0-1			
	San Diego State	1-1			
UC Santa Barbara	0-1	1998	Pacific	2-1	
			UC Santa Barbara	2-1	
			Long Beach State*	6-0	
			Nevada	0-1	
1987	Pacific	2-1	1999	Pacific	4-1
	Hawai'i*	5-0		UC Santa Barbara	3-1
	San Jose State	1-1		Long Beach State	4-1
	Cal Poly	1-1		Cal Poly	0-1
	UC Santa Barbara	0-1	2000	Pacific	2-1
Long Beach State	0-1	UC Santa Barbara		3-1	
		Long Beach State		2-1	
		Cal Poly		1-1	
		Utah State	1-1		
1988	Pacific	2-1	2001	Pacific	2-1
	Hawai'i**	4-1		UC Santa Barbara	0-1
	San Jose State	0-1		Long Beach State**	5-1
	Cal Poly	0-1		Utah State	1-1
	San Diego State	1-1	2002	Pacific	1-1
UC Santa Barbara	0-1	UC Santa Barbara		2-1	
Long Beach State	1-1	Long Beach State		0-1	
UC Irvine	0-1	Cal Poly	0-1		
1989	Pacific	1-1	2003	UC Irvine	1-1
	Hawai'i	2-1		Pacific	1-1
	San Jose State	0-1		UC Santa Barbara	0-1
	Cal Poly	1-1		Long Beach State	0-1
	San Diego State	0-1	Cal State Northridge	0-1	
UC Santa Barbara	0-1	Idaho	0-1		
Long Beach State*	5-0	2004	Long Beach State	1-1	
			UC Santa Barbara	1-1	
			Cal State Northridge	0-1	
			Idaho	0-1	
1990	Pacific**	4-1	2005	Pacific	0-1
	Hawai'i	1-1		UC Irvine	0-1
	San Jose State	0-1			
	UC Santa Barbara	1-1	Long Beach State	0-1	
	Long Beach State	2-1		UC Santa Barbara	0-1
1991	Pacific	1-1			
	Hawai'i	2-1			
	UC Santa Barbara	1-1			
	Long Beach State**	4-1			
	Fresno State	0-1			
1992	Pacific	2-1			
	UC Santa Barbara	1-1			
	Long Beach State	3-1			
1993	Pacific	1-1			
	Hawai'i	2-1			
	UC Santa Barbara	0-1			
	Long Beach State*	5-0			

*National Champion

**National runner-up

Series and Streaks

Big West Series Record

(school vs. school during Big West membership)

	CP	CSF	CSUN	LBSU	UCI	UCR	UCSB	PAC
Cal Poly	Big	25-5	5-5	9-23	26-6	5-5	11-25	5-31
Cal State Fullerton	5-25	West	9-3	0-43	16-27	7-3	0-43	2-41
Cal State Northridge	5-5	9-3	Big	2-8	4-6	7-3	1-9	3-7
Long Beach State	23-9	43-0	8-2	West	40-3	9-1	24-23	26-22
UC Irvine	6-26	27-16	4-6	3-40	Big	7-3	3-44	3-42
UC Riverside	5-5	3-7	1-9	1-9	3-7	West	0-10	0-10
UC Santa Barbara	25-11	43-0	9-1	23-24	44-3	10-0	Big	20-32
Pacific	31-5	41-2	7-3	22-26	42-3	10-0	32-20	West


All-Time Series Record

	CP	CSF	CSUN	LBSU	UCI	UCR	UCSB	PAC
Cal Poly	Big	35-5	16-18	11-32	31-12	5-5	17-39	9-43
Cal State Fullerton	5-35	West	6-17	4-69	19-34	9-4	0-51	2-42
Cal State Northridge	18-16	17-6	Big	16-38	20-11	38-14	3-19	5-9
Long Beach State	32-11	69-4	38-16	West	45-6	23-3	50-33	27-24
UC Irvine	12-31	34-19	11-20	6-45	Big	14-8	4-60	3-46
UC Riverside	5-5	4-9	14-38	3-23	8-14	West	0-16	0-10
UC Santa Barbara	39-17	51-0	19-3	33-50	60-4	16-0	Big	21-44
Pacific	43-9	42-2	9-5	24-27	46-3	10-0	44-21	West

Longest Winning Streak

(as a Big West member • overall matches)

No.	Team	Year	No.	Team	Year
42	Long Beach State	1998-99 (36 in 1998)	14	Long Beach State	1999
34	Pacific	1986-87 (24 in 1986)	14	UC Santa Barbara	2004
33	Long Beach State	2001	13	Pacific	1986
30	Hawai'i	1995	13	Long Beach State	1989
27	Long Beach State	1992	13	Pacific	1990
26	Long Beach State	1996	13	UC Santa Barbara	1994
25	Hawai'i	1987	13	Hawai'i	1994
24	Long Beach State	1997	13	UC Santa Barbara	1998
23	UC Santa Barbara	2003	12	Hawai'i	1986
23	San Diego State	1986	12	San Diego State	1988
21	Long Beach State	1991	12	Hawai'i	1989
20	Pacific	2000	12	Pacific	1999
20	Hawai'i	1988	11	Pacific	1984
19	Pacific	1994	11	Pacific	1984-85 (10 in 1985)
16	Cal Poly	1985	11	Cal Poly	1988
16	Pacific	1987	11	San Jose State	1988
16	Pacific	1989	11	Hawai'i	1988
16	Hawai'i	1990	11	Long Beach State	1989-90 (9 in 1989)
15	Pacific	1986	11	Long Beach State	1990
15	Hawai'i	1991	11	UC Santa Barbara	1990
15	Pacific	1999	11	Pacific	1991
14	UC Santa Barbara	1995	11	Cal Poly	1998
14	Long Beach State	1987			



Long Beach State owns the Big West's all-time longest winning streak of 42 matches from 1998-99. Benishe Dillard played a large role in the streak, helping the 49ers to an undefeated 36-0 season in 1998.

Postseason History

Big West In The NCAA Tournament - 1984-2005

Team	NCAA Record			1st/2nd Rounds		Regionals		Final Four	
	W	L	PCT	W	L	W	L	W	L
Long Beach State (1985-05)	45	17	.726	19	7	18	5	8	5
Pacific (1984-04)	40	19	.678	21	5	13	11	6	3
*Hawai'i (1985-95)	22	9	.710	10	0	9	8	3	1
UC Santa Barbara (1984-05)	19	22	.463	16	14	3	8	0	0
Cal Poly (1984-89, 1996-03)	5	9	.385	4	5	1	4	0	0
*Utah State (1990-03)	2	2	.500	2	2	0	0	0	0
*San Diego State (1985-89)	2	4	.333	2	2	0	2	0	0
*San Jose State (1986-95)	2	5	.286	2	3	0	2	0	0
UC Irvine (1984-04)	1	3	.250	1	3	0	0	0	0
Cal State Northridge (2001-04)	0	2	.000	0	2	0	0	0	0
*Idaho (1996-04)	0	2	.000	0	2	0	0	0	0
*Fresno State (1986-91)	0	1	.000	0	1	0	0	0	0
*Nevada (1992-99)	0	1	.000	0	1	0	0	0	0
Total	138	96	.590	77	45	44	40	17	9
NCAA Record vs. Non-Big West Opponents	97	55	.638	61	31	19	15	17	9

**No longer in Big West Conference*

NCAA Tournament - Since 1981

	Overall	As BWC Member
Tournament Wins		
Long Beach State	45	45
Pacific	46	40
*Hawai'i	30	22
UC Santa Barbara	21	19
Cal Poly	10	5
*San Diego State	11	2
*San Jose State	7	2
*Utah State	2	2
UC Irvine	1	1
*Fresno State	2	0
Tournament Appearances		
UC Santa Barbara	25	25
Pacific	24	21
Long Beach State	20	20
*Hawai'i	14	10
Cal Poly	12	9
*San Jose State	9	5
*San Diego State	7	4
*Idaho	6	2
Cal State Northridge	4	2
UC Irvine	3	3
*Utah State	2	2
*Fresno State	2	1
*Nevada	1	1
Final Four Appearances		
Long Beach State	8	8
Pacific	7	5
*Hawai'i	4	2
*San Jose State	1	0
NCAA Runner-up		
Long Beach State (1991, 2001)	2	2
Pacific (1990)	1	1
*Hawai'i (1988)	1	1
NCAA Championships		
Long Beach State (1989, 1993, 1998)	3	3
Pacific (1985-86)	2	2
*Hawai'i (1982-83, 1987)	3	1

**No longer in the Big West Conference*

NCAA All-Tournament Teams

Year	Player(s)	School
1985	Elaina Oden	Pacific
	Teri McGrath	Pacific
1986	Brooke Herrington	Pacific
	Liz Hert	Pacific
	Teri McGrath	Pacific
1987	Elaina Oden	Pacific
	Tee Williams	Hawai'i
	Suzanne Eagye	Hawai'i
1988	Diana Jessie	Hawai'i
	Tee Williams	Hawai'i
1989	Martina Cincerova	Hawai'i
	Tara Cross	Long Beach State
1990	Sheri Sanders	Long Beach State
	Antoinette White	Long Beach State
	Krissy Fifer	Pacific
1991	Danielle Scott	Long Beach State
	Sabrina Hernandez	Long Beach State
	Christine Romero	Long Beach State
1993	Antoinette White*	Long Beach State
	Danielle Scott	Long Beach State
	Nichelle Burton	Long Beach State
1998	Misty May*	Long Beach State
	Benishe Dillard	Long Beach State
	Jessica Alvarado	Long Beach State
1999	Veronica Walls	Long Beach State
	Elsa Stegemann	Pacific
2001	Tayyiba Haneef	Long Beach State
	Brittany Hochevar	Long Beach State

**Most Outstanding Player*

Big West In NCAA Tournament Record Book

Individual

Most Kills (Match): 46, Elsa Stegemann, Pacific vs. Michigan, 12-4-99
Most Attacks (Match): 99, Tee Williams-Sanders, Hawai'i vs. Cal Poly, 12-8-89
Most Service Aces (Tournament): 20, Misty May, Long Beach State, 1998
Most Digs (Match): 45, Anja Knutsen, Cal Poly vs. Hawai'i, 12-8-89
Most Digs (Tournament): 95, Dorothy Hert, Pacific, 1986

Team

Most Kills (Match): 112, UC Santa Barbara vs. Cal Poly, 12-3-89
Most Attacks (Match): 328, UC Santa Barbara vs. Cal Poly, 12-3-89
Most Service Aces (Tournament): 43, Long Beach State, 1998
Most Digs (Match): 177, UC Santa Barbara vs. Cal Poly, 12-3-89
Hitting Pct. (Tournament - Min. 2 matches): .369, Long Beach State, 1995

Career Leaders

Kills			Assists (since 1985)						
Player	School	Years	Kills	Player	School	Years	Assists		
1.	Tara Cross	LBSU	1986-89	2,767	1.	Sheri Sanders	LBSU	1986-89	6,301
2.	Kelly Wing	UCI	2001-04	2,267	2.	Ashlie Hain	UCI	2001-04	5,698
3.	Jennifer Joines	PAC	2000-03	2,225	3.	Liz Towne	UCSB	1985-88	5,542
4.	Roberta Gehlke	UCSB	1996-99	2,153	4.	Melanie Beckenhauer	PAC	1988-91	5,304
5.	Tee Williams-Sanders	UH	1987-89	1,873	5.	Brooke Rundle	UCSB	1998-91	5,171
6.	Elsa Stegemann	PAC	1995-99	1,853	6.	Misty May	LBSU	1995-98	5,046
7.	Michelle Hansen	CP	1986-89	1,810	7.	Nadine Nickel	CSUN	2001-04	4,797
8.	Tiffany Neumeier	NEV	1994-97	1,779	8.	Sabrina Hernandez	LBSU	1989-92	4,796
9.	Danielle Scott	LBSU	1990-93	1,778	9.	Martina Cincero	UH	1985-88	4,637
10.	Antoinette White	LBSU	1989-91	1,717	10.	Hayley Anderson	PAC	2001-04	4,470
Kill Average*			Assist Average*						
Player	School	Years	Avg.	Player	School	Years	Avg.		
1.	Tara Cross	LBSU	1986-89	5.54	1.	Ashlie Hain	UCI	2001-04	13.07
2.	Tee Williams-Sanders	UH	1987-89	5.35	2.	Sheri Sanders	LBSU	1986-89	12.91
3.	Kelly Wing	UCI	2001-04	5.19	3.	Sabrina Hernandez	LBSU	1989-92	12.82
4.	Jennifer Joines	PAC	2000-03	4.89	4.	Jillian Mazzarella	LBSU	2003-04	12.74
5.	Becky Howlett	CSF	1990-91	4.82	5.	Kara Gormsen	PAC	1998-00	12.72
6.	Roberta Gehlke	UCSB	1996-99	4.67	6.	Chelsi Neves	USU	2000-01	12.37
7.	Cheryl Weaver	LBSU	1998-01	4.44	7.	Brooke Rundle	UCSB	1998-01	12.34
8.	Dominique Benton-Bozman	PAC	1992-95	4.40	8.	Tanja Dimitrijevic	PAC	1996-99	12.31
9.	Heather Bassett	CSF	1995-96	4.39	9.	Cheri Boyer	UH	1988-91	12.26
10.	Antoinette White	LBSU	1989-91	4.36	10.	Melanie Beckenhauer	PAC	1988-91	12.14
Attack Attempts			Service Aces						
Player	School	Years	Att.	Player	School	Years	Aces		
1.	Tara Cross	LBSU	1986-89	5,694	1.	Jackie Mendez	SDSU	1985-88	274
2.	Kelly Wing	UCI	2001-04	5,599	2.	Brittany Hochevar	LBSU	1999-02	209
3.	Roberta Gehlke	UCSB	1996-99	5,535	3.	Antoinette White	LBSU	1989-91	208
4.	Tiffany Neumeier	NEV	1994-97	4,689	4.	Vikki Simonis	PAC	1989-92	182
5.	Michelle Hansen	CP	1986-89	4,676	5.	Kelly Wing	UCI	2001-04	172
6.	Jennifer Joines	PAC	2000-03	4,615	6.	Renee Pankopf	SDSU	1985-86	166
7.	Kristie Ryan	UCSB	1989-92	4,217	7.	Michelle Hansen	CP	1986-89	165
8.	Susan Herman	CSF	1986-89	4,110	8.	Misty May	LBSU	1995-98	160
9.	Elsa Stegemann	PAC	1995-99	4,054	9.	Heather Collins	UCSB	1991-94	157
10.	Popi Edwards	UCI	1992-95	4,013	10.	Maria Reyes	UCSB	1988-90	155
Hitting Percentage (minimum 1000 attempts)			Service Ace Average*						
Player	School	Years	Pct.	Player	School	Years	Avg.		
1.	Danielle Scott	LBSU	1990-93	.421	1.	Renee Pankopf	SDSU	1985-86	0.65
2.	Tayyiba Haneef	LBSU	1998-01	.388	2.	Brittany Hochevar	LBSU	1999-02	0.58
3.	Cheryl Weaver	LBSU	1998-01	.386	3.	Antoinette White	LBSU	1989-91	0.53
4.	Nique Crump	LBSU	1994-97	.377	4.	Jackie Mendez	SDSU	1985-88	0.52
5.	Alexis Crimes	LBSU	2004-present	.376	5.	Ellen Bugalski	CP	1984-85	0.49
6.	Kari DeSoto	CP	1996-99	.355	6.	Connie Watson	LBSU	1985-86	0.48
7.	Angelica Ljungquist	UH	1993-95	.354		Cristin Rossman	SJSU	1991-94	0.48
8.	Elisha Thomas	LBSU	1999-02	.352	8.	Vikki Simonis	PAC	1989-92	0.45
9.	Jennifer Joines	PAC	2000-03	.350	9.	Theresa Smith	CP	1986-87	0.44
10.	Sami Cash	UCI	2001-04	.349	10.	Yami Menendez	UCSB	1986-87	0.42

Career Leaders

Block Solos

Player, School	Years	BS
1. Kris Roberts, UCI	1985-88	293
2. Cathey Scotlan, PAC	1987-90	178
3. Suzanne Eagye, UH	1985-87	176
4. Carol Tschasar, CP	1984-86	175
5. Kris Morton, SDSU	1985-87	162
6. Judy Bellomo, UNLV, UCSB	1984-87	156
7. Tammy Miller, CSF	1986-89	147
8. Elaina Oden, PAC	1985-86, 88-89	138
9. Cindy Rohrig, UCI	1984-85	136
10. Danielle Scott, LBSU	1990-93	134

Block Assists

Player, School	Years	BA
1. Cathey Scotlan, PAC	1987-90	556
2. Jennifer Joines, PAC	2000-03	553
3. Worthy Lien, CP	1999-02	486
4. Anna-Marie Hammond, UI	2000-03	481
5. Tracy Chambers, PAC	1996-99	474
6. Danielle Scott, LBSU	1990-93	470
7. Kari DeSoto, CP	1996-99	445
8. Addie Hauschild, PAC	1994-97	435
9. Nique Crump, LBSU	1994-97	426
10. Denae Mohlman, USU	1997-00	420

Total Blocks

Player, School	Years	Blocks
1. Cathey Scotlan, PAC	1987-90	734
2. Kris Roberts, UCI	1985-88	670
3. Jennifer Joines, PAC	2000-03	639
4. Danielle Scott, LBSU	1990-93	604
5. Suzanne Eagye, UH	1985-87	586
6. Tracy Chambers, PAC	1996-99	571
Anna-Marie Hammond, UI	2000-03	571
8. Worthy Lien, CP	1999-02	548
9. Kari DeSoto, CP	1996-99	547
10. Carol Tschasar, CP	1984-86	536

Block Average*

Player, School	Years	Avg.
1. Kris Roberts, UCI	1985-88	1.80
2. Kris Morton, SDSU	1985-87	1.66
3. Suzanne Eagye, UH	1985-87	1.61
4. Cathey Scotlan, PAC	1987-90	1.57
5. Worthy Lien, CP	1999-02	1.54
6. Stacy Peoples, LBSU	1985-86	1.48
7. Anna-Marie Hammond, UI	2000-03	1.38
8. Kari DeSoto, CP	1996-99	1.37
9. Heather Bown, UCSB	1996-97	1.36
10. Alexis Crimes, LBSU	2004-present	1.35

Digs

Player, School	Years	Digs
1. Kristin Nelson, UCSB	2001-04	1,711
2. Heather Laudato, LBSU	2002-05	1,686
3. Jackie Mendez, SDSU	1985-88	1,683
Michelle Hansen, CP	1986-89	1,683
5. Jamie Hamm, PAC	1998-01	1,661
6. Roberta Gehlke, UCSB	1996-99	1,619
7. Maria Reyes, UCSB	1988-90	1,594
8. Kristie Ryan, UCSB	1989-92	1,580
9. Tara Cross, LBSU	1986-89	1,578
10. Heather Collins, UCSB	1991-94	1,556

Dig Average*

Player, School	Years	Avg.
1. Kristin Jackson, CP	2004-present	4.89
2. Vanessa Vella, CSF	2004-present	4.77
3. Kristin Nelson, UCSB	2001-04	4.24
4. Julie Magud, PAC	2004-present	4.18
5. Maria Reyes, UCSB	1988-90	4.17
6. Gwen Hubbard, CP	2000-03	3.86
7. Heather Laudato, LBSU	2002-05	3.84
8. Vanessa White, NMSU	1990-91	3.73
9. Suzanne Stonebarger, NEV	1998-99	3.65
Jamie Hamm, PAC	1998-01	3.65

*Must have played minimum of two seasons to qualify



Pacific's Jennifer Joines (2000-03) finished in the Big West's top-five in kills, kill average, block assists, and total blocks.

Season Leaders

Kills

Player, School	Year	Kills
1. Tara Cross, LBSU	1989	779
2. Kelly Wing, UCI	2003	764
3. Tara Cross, LBSU	1988	763
4. Tara Cross, LBSU	1987	739
5. Judy Bellomo, UCSB	1987	729
6. Angelica Jackson, SDSU	1987	715
7. Teee Williams, UH	1988	688
8. Jennifer Joines, PAC	2003	653
9. Becky Howlett, CSF	1991	648
10. Elsa Stegemann, PAC	1999	642

Kill Average

Player, School	Year	Avg.
1. Tara Cross, LBSU	1988	6.36
2. Teee Williams-Sanders, UH	1989	6.19
3. Tara Cross, LBSU	1989	6.04
4. Angelica Jackson, SDSU	1987	5.95
5. Danielle Scott, LBSU	1993	5.83
6. Kelly Wing, UCI	2004	5.78
7. Kelly Wing, UCI	2003	5.74
8. Teee Williams, UH	1988	5.69
9. Elsa Stegemann, PAC	1999	5.63
Paola Paz-Soldan, FSU	1991	5.63
Jennifer Joines, PAC	2003	5.63

Attack Attempts

Player, School	Year	Att.
1. Kelly Wing, UCI	2003	1,868
2. Judy Bellomo, UCSB	1987	1,604
3. Janine Sandell, UCSB	2005	1,592
4. Tara Cross, LBSU	1987	1,551
5. Tara Cross, LBSU	1989	1,543
6. Becky Howlett, CSF	1991	1,539
7. Michelle Hansen, CP	1989	1,537
8. Angelica Jackson, SDSU	1987	1,529
Yami Menendez, UCSB	1987	1,529
10. Roberta Gehlke, UCSB	1998	1,521

Hitting Percentage (minimum 4 attempts per game)

Player, School	Year	Pct.
1. Danielle Scott, LBSU	1992	.452
2. Sami Cash, UCI	2004	.442
3. Elisha Thomas, LBSU	2001	.433
4. Danielle Scott, LBSU	1993	.431
5. Cheryl Weaver, LBSU	2001	.429
6. Nique Crump, LBSU	1997	.428
7. Veronica Walls, LBSU	1998	.426
8. Rebecca Larsen, UCI	2002	.424
9. Danielle Scott, LBSU	1991	.422
10. Nique Crump, LBSU	1996	.418

Assists


Player, School	Year	Asts.
1. Ashlie Hain, UCI	2003	1,814
2. Sheri Sanders, LBSU	1989	1,768
3. Sabrina Hernandez, LBSU	1990	1,735
4. Liane Sato, SDSU	1985	1,725
5. Erin Tomblin, SDSU	1989	1,711
6. Tanja Hart, UCSB	1997	1,690
7. Sheri Sanders, LBSU	1988	1,682
8. Kim Kaaiai, CP	1989	1,659
9. Dede Bodnar, CP	1985	1,656
10. Sabrina Hernandez, LBSU	1991	1,617
Melanie Beckenhauer, PAC	1990	1,617

Assist Average

Player, School	Year	Avg.
1. Keri Nishimoto, LBSU	1999	14.58
2. Kara Gormsen, PAC	2000	14.21
3. Sheri Sanders, LBSU	1988	14.02
4. Brooke Niles, UCSB	2002	13.95
5. Tanja Hart, UCSB	1997	13.85
6. Alanna Whitnack, NEV	1998	13.81
7. Cheri Boyer, UH	1989	13.74
8. Andrea Delsigne, USU	2003	13.73
Ashlie Hain, UCI	2002	13.72
9. Sheri Sanders, LBSU	1989	13.71

Service Aces

Player, School	Year	Aces
1. Antoinette White, LBSU	1990	91
2. Brittany Hochevar, LBSU	2001	84
3. Renee Pankopf, SDSU	1986	83
Renee Pankopf, SDSU	1985	83
5. Jackie Mendez, SDSU	1988	81
6. Jackie Mendez, SDSU	1987	76
7. Maria Reyes, UCSB	1989	70
8. Jackie Mendez, SDSU	1986	68
Cyndi Rhone, CSF	1988	68
Antoinette White, LBSU	1991	68



UC Irvine's Ashlie Hain broke a 14-year-old Big West record with 1,814 assists in 2003.

Season Leaders

Block Solos

Player, School	Year	BS
1. Kris Morton, SDSU	1986	99
2. Kris Roberts, UCI	1986	90
3. Gina DeQuattro, UCSB	1984	89
4. Stacy Peoples, LBSU	1984	81
5. Kris Roberts, UCI	1988	79
6. Eileen Dempster, PAC	1984	77
7. Carol Tschasar, CP	1986	75
8. Suzanne Eagye, UH	1986	72
9. Cindy Rohrig, UCI	1984	70
10. Kris Roberts, UCI	1985	62
Kris Roberts, UCI	1987	62

Block Assists

Player, School	Year	BA
1. Jennifer Joines, PAC	2001	175
2. Mary Miller, PAC	1986	168
3. Kris Morton, SDSU	1985	165
4. Angelica Ljungquist, UH	1995	162
5. Tina Van Loon, UCSB	1990	157
6. Cathey Scotlan, PAC	1990	152
7. Teri McGrath, PAC	1986	148
8. Cathey Scotlan, PAC	1989	146
Danielle Scott, LBSU	1991	146
Worthy Lien, CP	2001	146

Total Blocks

Player, School	Year	TB
1. Mary Miller, PAC	1986	221
2. Kris Morton, SDSU	1985	220
3. Kris Morton, SDSU	1986	219
4. Suzanne Eagye, UH	1986	209
5. Kris Roberts, UCI	1988	208
6. Eileen Dempster, PAC	1984	207
7. Carol Tschasar, CP	1985	206
8. Suzanne Eagye, UH	1987	199
9. Cathey Scotlan, PAC	1988	194
Cathey Scotlan, PAC	1989	194

Block Average

Player, School	Year	Avg.
1. Kris Roberts, UCI	1986	2.08
2. Kris Roberts, UCI	1987	1.82
3. Kris Roberts, UCI	1988	1.81
4. Kris Morton, SDSU	1985	1.75
5. Angelica Ljungquist, UH	1995	1.73
6. Cathey Scotlan, PAC	1989	1.72
7. Worthy Lien, CP	2001	1.71
8. Suzanne Eagye, UH	1986	1.69
9. Kari DeSoto, CP	1999	1.66
10. Cheryl Weaver, LBSU	2000	1.62
Worthy Lien, CP	2002	1.62

Digs

Player, School	Year	Digs
1. Brenda Waterman, UCI	2003	600
2. Maria Reyes, UCSB	1989	591
3. Vanessa Vella, CSF	2005	581
4. Kristin Nelson, UCSB	2004	560
5. Anja Knutsen, CP	1989	552
Maria Reyes, UCSB	1990	552
7. Michelle Hansen, CP	1989	551
8. Jackie Mendez, SDSU	1988	545
9. Jamie Hamm, PAC	2001	539
10. Heather Laudato, LBSU	2004	537

Dig Average

Player, School	Year	Avg.
1. Kristin Nelson, UCSB	2004	6.09
2. Vanessa Vella, CSF	2005	5.33
3. Kristin Jackson, CP	2004	5.07
4. Jamie Crawford, CSUN	2005	5.01
5. Heather Laudato, LBSU	2004	4.88
6. Emily Hendrickson, UCSB	2005	4.72
7. Kristin Jackson, CP	2005	4.69
8. Meghan Brown, UI	2004	4.68
9. Kristin Nelson, UCSB	2003	4.67
10. Maria Reyes, UCSB	1989	4.62



UC Santa Barbara's Kristin Nelson set the single-season Big West record for dig average with a 4.67 dpq mark in 2003, and then broke that record with a 6.09 dpq mark in 2004.

Match And Season Records

Team

Highest Hitting Percentage

Match: .657, Hawai'i vs. Cal State Fullerton, 1987

Season: .359, Long Beach State, 2001

Most Kills

Match: 122, Cal Poly vs. San Diego State, 1989

Season: 2334, San Diego State, 1986

Highest Kill Per Game Average

Match: 27.25, UC Irvine vs. Texas-San Antonio, 2000
(109 in 4 games)

Season: 18.59, Pacific, 2000

Most Blocks

Match: 51, Hawai'i vs. Long Beach State, 1986

Season: 733, San Diego State, 1986

Highest Block Per Game Average

Match: 9.67, UC Irvine vs. Hawai'i, 1988

Season: 5.66, Fresno State, 1987

Most Digs

Match: 223, Hawai'i vs. Cal Poly, 1988

Season: 2658, Cal Poly, 1988

Highest Dig Per Game Average

Match: 44.60, Hawai'i vs. Cal Poly, 1988

Season: 20.19, Hawai'i, 1988

Most Aces

Match: 21, San Diego State vs. Long Beach State, 1987

Season: 311, San Diego State, 1986

Highest Ace Per Game Average

Match: 6.67, Cal Poly vs. Centenary, 2001 (20 in 3 games)

Season: 2.90, Cal Poly, 1987

Most Assists

Match: 118, Cal Poly vs. San Diego State, 1989

Season: 1988, Long Beach State, 1989

Highest Assists Per Game Average

Match: 27.25, UC Irvine vs. Texas-San Antonio, 2000
(109 in 4 games)

Season: 16.68, Long Beach State, 1999

Individual

Most Kills

Match: 52, Angelica Jackson, SDSU vs. FSU, 1987

Season: 779, Tara Cross, LBSU, 1989

Career: 2767, Tara Cross, LBSU, 1986-89

Highest Kill Per Game Average

Match: 10.4, Angelica Jackson, SDSU vs. FSU (52 in 5 games), 1987

Season: 6.36, Tara Cross, LBSU (763 in 120 games), 1988

Career: 5.54, Tara Cross, LBSU, 1986-89

Most Attack Attempts

Match: 109, Tara Cross, LBSU vs. UH, 1986

Season: 1604, Judy Bellomo, UCSB, 1987

Career: 5694, Tara Cross, LBSU, 1986-89

Highest Hitting Percentage

Match: 1.000, Kenyatta Lovelace, UH vs. CSF, 1992

1.000, Katie Crawford, UCSB vs. USU, 1997

Season: .452, Danielle Scott, LBSU, 1992

Career: .421, Danielle Scott, LBSU, 1990-1993

Most Assists (Since 1985)

Match: 107, Jamie Pilbeam, UCI vs. Texas-San Antonio, 9-7-00

Season: 1812, Ashlie Hain, UCI, 2003

Career: 6301, Sheri Sanders, LBSU, 1986-89

Highest Assist Average Per Game (Since 1985)

Match: 26.75, Jamie Pilbeam, UCI vs. Texas-San Antonio, 9-7-00
(107 in 4 games)

Season: 14.58, Keri Nishimoto, LBSU (1443 in 99 games), 1999

Career: 13.07, Ashlie Hain, UCI, 2001-04

Most Aces

Match: 14, Jackie Mendez, SDSU vs. LBSU, 1987

Season: 91, Antoinette White, LBSU, 1990

Career: 274, Jackie Mendez, SDSU, 1985-88

Highest Ace Average Per Game

Match: 3.33, Alicia Mills, LBSU vs. Houston
(10 in 3 games), 1990

Season: 0.78, Brittany Hochevar, LBSU (84 in 108 games), 2001

Career: 0.65, Renee Pankopf, SDSU

(166 in 256 games), 1985-86

Most Blocks

Match: 20, Suzanne Eagye, UH vs. LBSU, 1986

Season: 221, Mary Miller, PAC, 1986

Career: 734, Cathey Scotlan, PAC, 1987-90

Most Solo Blocks

Match: 11, Gina DeQuattro, UCSB vs. UNLV, 1984

11, Michelle Aguirre, LBSU vs. UCI, 1984

Season: 99, Kris Morton, SDSU, 1986

Career: 293, Kris Roberts, UCI, 1985-88

Highest Block Average Per Game

Match: 4.33, Anna-Marie Hammond, UI vs. UCI, 10-28-00
(13 in 3 games)

Season: 2.08, Kris Roberts, UCI (177 in 85 games), 1986

Career: 1.80, Kris Roberts, UCI, 1985-88

Most Digs

Match: 45, Tee Williams, UH vs. CP, 1988

45, Anja Knutsen, CP vs. UH, 1989

Season: 600, Brenda Waterman, UCI, 2003

Career: 1711, Kristin Nelson, UCSB, 2001-04

Highest Dig Average Per Game

Match: 10.00, Jamie Hamm, PAC vs. Sacramento State, 10-3-00
(30 in 3 games)

10.00, Kristin Nelson, UCSB vs. Idaho, 11-6-03

(40 in 4 games)

10.00, Kristin Nelson, UCSB vs. Idaho, 11-5-04

(40 in 4 games)

Season: 6.09, Kristin Nelson, UCSB

(560 in 92 games), 2004

Career: 4.24, Kristin Nelson, UCSB (1,711 in 404 games), 2001-04

Coaching Records

Big West Career Records

(sorted by **OVERALL** victories as a Big West coach)

Coach, School	Years	Won	Lost	Pct.
1. Brian Gimmillaro, LBSU	21	578	135	.811
2. Kathy Gregory, UCSB	22	540	211	.719
3. John Dunning, PAC	16	437	102	.811
4. Dave Shoji, UH	11	302	68	.816
5. Steve Schlick, CP	10	154	127	.548
6. Mike Wilton, CP	6	143	71	.668
7. Mike Puritz, UCI	12	139	206	.403
8. Rudy Suwara, SDSU	5	122	76	.616
9. Jayne McHugh, PAC	5	100	59	.629
10. Charlie Brande, UCI	6	84	95	.469
Dick Montgomery, SJSU	4	84	44	.656
12. Craig Choate, SJSU/NMSU	6	82	107	.434
13. Mary Ellen Murchison, CSF	10	76	211	.265
14. Debbie Buchanan, UI	5	74	73	.503
15. Paul Lenae, NEV	5	70	94	.427
16. Burt Fuller, USU	4	61	57	.517
17. Leilani Overstreet, FSU	5	59	105	.360
18. Sue Gozansky, UCR	5	53	89	.373
19. Devin Scruggs, NEV	3	51	37	.580
20. Jeff Stork, CSUN	4	48	63	.432
Carl Ferreira, UI	3	48	43	.528
22. John Corbelli, SJSU	3	47	39	.547
23. Carolyn Zimmerman, CSF	4	41	77	.347
24. Gweyn Leabo, NMSU	4	40	80	.333
25. Karen Lamb, UNLV	2	39	34	.534
26. Tom Peterson, USU	2	36	22	.621
Fran Cummings, CSF	4	36	101	.263
28. Ginny Alexander, USU	4	33	94	.260
29. Taras Liskevych, PAC	1	32	8	.800
30. Merja Connolly, UCI	4	30	87	.256
31. Darlene Bailey, BSU	2	29	26	.527
32. Tom Hilbert, UI	1	25	6	.807
Jim Huffman, CSF	3	25	80	.238
34. Donna Martin, UNT	4	23	94	.197
35. Mike Jordan, NMSU	2	22	37	.373
36. Lindy Vivas, FSU	1	21	13	.618
37. Jon Stevenson, CP	1	19	6	.760
38. Mark Rosen, BSU	1	18	9	.667
Fred Sturm, BSU	2	18	39	.316
40. Lian Lu, CSUN	1	15	14	.517
Marlon Sano, USU	2	11	54	.192
42. David Noble, NMSU	1	10	19	.345
43. Steve Carlat, USU	2	9	57	.136
44. Mike Waller, BSU	1	4	3	.571
45. Leanne Zeek, USU	1	2	28	.067

Bold denotes active coach

Big West Conference Career Records

(sorted by **CONFERENCE** victories as a Big West coach)

Coach, School	Years	Won	Lost	Pct.
1. Kathy Gregory, UCSB	22	286	86	.768
2. Brian Gimmillaro, LBSU	21	282	80	.779
3. John Dunning, PAC	16	230	46	.833
4. Dave Shoji, UH	11	165	31	.841
5. Steve Schlick, CP	10	84	82	.506
6. Jayne McHugh, PAC	5	57	29	.663
7. Mike Puritz, UCI	12	56	148	.275
8. Mike Wilton, CP	6	55	41	.573
9. Rudy Suwara, SDSU	5	45	43	.511
10. Dick Montgomery, SJSU	4	40	32	.556
11. Charlie Brande, UCI	6	39	63	.382
Craig Choate, SJSU/NMSU	6	39	69	.361
13. Debbie Buchanan, UI	5	37	51	.420
14. Burt Fuller, USU	4	34	38	.472
15. Paul Lenae, NEV	5	33	55	.375
16. Jeff Stork, CSUN	4	30	38	.441
Mary Ellen Murchison, CSF	10	30	140	.177
18. John Corbelli, SJSU	3	28	26	.519
19. Devin Scruggs, NEV	3	27	21	.563
20. Carl Ferreira, ID	3	25	23	.521
21. Gweyn Leabo, NMSU	4	23	47	.329
22. Tom Peterson, USU	2	21	11	.656
Leilani Overstreet, FSU	5	21	69	.233
24. Sue Gozansky, UCR	5	16	70	.186
25. Darlene Bailey, BSU	2	15	11	.577
26. Carolyn Zimmerman, CSF	4	14	34	.292
Ginny Alexander, USU	4	14	52	.212
28. Tom Hilbert, ID	1	13	3	.813
29. Mark Rosen, BSU	1	11	5	.688
30. Jon Stevenson, CP	1	10	4	.714
Lindy Vivas, FSU	1	10	8	.556
Mike Jordan, NMSU	2	10	22	.313
Merja Connolly, UCI	4	10	54	.156
33. Lian Lu, CSUN	1	8	10	.444
Fred Sturm, BSU	2	8	24	.250
Jim Huffman, CSF	3	8	46	.148
36. Taras Liskevych, PAC	1	6	2	.750
David Noble, NMSU	1	6	10	.375
Karen Lamb, UNLV	2	6	18	.250
Donna Martin, UNT	4	6	58	.094
40. Marlon Sano, USU	2	5	31	.139
41. Mike Waller, BSU	1	4	2	.667
Steve Carlat, USU	2	3	33	.083
Fran Cummings, CSF	4	3	67	.043
44. Leanne Zeek, USU	1	2	28	.067

Bold denotes active coach

Overall Division I Career Records

(active Big West coaches only listed by most wins)

Coach	Years	W	L	T	Pct.
1. Kathy Gregory, UCSB	31	765	316	0	.708
2. Brian Gimmillaro, LBSU	21	578	135	0	.811
3. Charlie Brande, UCI	6	84	95	0	.470
4. Jon Stevenson, CP	4	73	41	0	.640
5. Jeff Stork, CSUN	5	70	69	0	.504
6. Sue Gozansky, UCR	5	52	89	0	.369
7. Carolyn Zimmerman, CSF	3	41	77	0	.347
8. Charlie Wade, PAC				First Season	

Best Of The Big West

Most Conference Wins

2002	UC Santa Barbara	18-0
2001	Long Beach State	18-0
1995	Hawai'i	18-0
1992	Long Beach State	18-0
1988	Hawai'i	18-0
1993	Long Beach State	17-1
1993	UC Santa Barbara	17-1
1986	Pacific	17-1
1987	Hawai'i	17-1
1989	Hawai'i	17-1
1991	Long Beach State	17-1
1998	Long Beach State	16-0
1997	Long Beach State	16-0
1994	Long Beach State	16-2
1987	Pacific	16-2
1990	Hawai'i	16-2
1992	Pacific	16-2
2004	UC Santa Barbara	16-2
2000	Pacific	15-1
1999	Pacific	15-1
1996	Long Beach State	15-1
1985	Pacific	15-1
2002	Long Beach State	15-3
2001	Pacific	15-3
1995	UC Santa Barbara	15-3
1994	Hawai'i	15-3
1991	Hawai'i	15-3
1991	Pacific	15-3
1990	UC Santa Barbara	15-3
1986	Hawai'i	15-3

Highest Winning Percentage

Conference Matches

2002	UC Santa Barbara	18-0	1.000
2001	Long Beach State	18-0	1.000
1995	Hawai'i	18-0	1.000
1992	Long Beach State	18-0	1.000
1988	Hawai'i	18-0	1.000
1998	Long Beach State	16-0	1.000
1997	Long Beach State	16-0	1.000
1993	Long Beach State	17-1	.944
1993	UC Santa Barbara	17-1	.944
1986	Pacific	17-1	.944
1987	Hawai'i	17-1	.944
1989	Hawai'i	17-1	.944
1991	Long Beach State	17-1	.944
2000	Pacific	15-1	.938
1999	Pacific	15-1	.938
1996	Long Beach State	15-1	.938
1985	Pacific	15-1	.938
1994	Long Beach State	16-2	.889
1987	Pacific	16-2	.889
1990	Hawai'i	16-2	.889
1992	Pacific	16-2	.889
2004	UC Santa Barbara	16-2	.889

Overall Percentage

1998	Long Beach State	36-0	1.000
2001	Long Beach State	33-1	.971
1995	Hawai'i	31-1	.969
1987	Hawai'i	37-2	.949
1991	Long Beach State	36-2	.947
1997	Long Beach State	33-2	.943
1993	Long Beach State	32-2	.941
1986	Pacific	39-3	.929
1985	Pacific	36-3	.923
1988	Hawai'i	33-3	.922
1996	Long Beach State	33-3	.917
1999	Pacific	32-3	.914
2002	UC Santa Barbara	30-3	.909
1992	Long Beach State	30-3	.909

1989	Hawai'i	29-3	.906
1999	Long Beach State	31-4	.886
1987	Pacific	30-4	.882
2002	Long Beach State	28-4	.875
2000	Pacific	28-4	.875
1993	UC Santa Barbara	28-4	.875
1989	Long Beach State	32-5	.865
1997	UC Santa Barbara	32-5	.865
1991	Hawai'i	25-4	.862
2004	UC Santa Barbara	24-4	.857
1989	Pacific	29-5	.853

Most Wins - Single Season

30-Win Seasons

1986	Pacific	39-3
1987	Hawai'i	37-2
1986	San Diego State	37-9
1998	Long Beach State	36-0
1991	Long Beach State	36-2
1985	Pacific	36-3
2001	Long Beach State	33-1
1997	Long Beach State	33-2
1996	Long Beach State	33-3
1988	Hawai'i	33-3
1984	Cal Poly	33-7
1999	Pacific	32-3
1989	Long Beach State	32-5
1997	UC Santa Barbara	32-5
1984	Pacific	32-8
1995	Hawai'i	31-1
1999	Long Beach State	31-4
1986	Hawai'i	31-7
1990	UC Santa Barbara	31-7
1985	Cal Poly	31-8
1993	Long Beach State	30-2
2002	UC Santa Barbara	30-3
1992	Long Beach State	30-3
1987	Pacific	30-4
1990	Pacific	30-7

20-Win Seasons

1989	Hawai'i	29-3
1989	Pacific	29-5
1999	UC Santa Barbara	29-6
1990	Long Beach State	29-9
2002	Long Beach State	28-4
2000	Pacific	28-4
1993	UC Santa Barbara	28-4
1998	UC Santa Barbara	28-6
1990	Hawai'i	28-6
1994	UC Santa Barbara	28-7
1986	San Jose State	28-7
2001	Pacific	28-8
1994	Long Beach State	27-6
1992	Pacific	27-6
1998	Pacific	26-6
1996	Pacific	26-7
1988	Long Beach State	26-7
2000	UC Santa Barbara	26-8
1995	UC Santa Barbara	26-9
1988	San Diego State	26-12
1985	Hawai'i	26-13
1985	UC Santa Barbara	26-17
1991	Hawai'i	25-4
1994	Hawai'i	25-5
1996	Idaho	25-6
2005	Long Beach State	25-7
1987	Long Beach State	25-14
1985	San Diego State	25-20
2004	UC Santa Barbara	24-4
1991	Pacific	24-5
2004	Long Beach State	24-7
2000	Long Beach State	24-8

1986	UC Santa Barbara	24-12
1987	UC Santa Barbara	24-16
1994	Pacific	23-7
1992	UC Santa Barbara	23-8
2003	UC Irvine	23-9
1996	UC Santa Barbara	23-9
1997	Pacific	23-9
1994	San Jose State	23-12
1998	Nevada	22-7
1991	UC Santa Barbara	22-9
2000	Utah State	22-10
1995	Long Beach State	22-10
1988	Pacific	22-13
1989	UC Santa Barbara	22-13
1990	San Jose State	21-8
1995	Pacific	21-9
2005	UC Santa Barbara	21-9
1993	Pacific	21-10
1987	San Jose State	21-10
1991	Fresno State	21-13
1988	San Jose State	21-14
1986	Cal Poly	21-16
1999	Cal Poly	20-9
2001	Utah State	20-11
1997	Boise State	20-12
1988	Cal Poly	20-14
1984	UC Santa Barbara	20-18

Win-Loss Superlatives

Most Matches Won

39, Pacific, 1986

Most Big West Matches Won

18, UC Santa Barbara, 2002
18, Long Beach State, 2001
18, Hawai'i, 1995
18, Long Beach State, 1992
18, Hawai'i, 1988

Most Consecutive Matches Won

42, Long Beach State (36 in '98, 6 in '99)
1998-99

Most Consecutive Big West Matches Won

38, Hawai'i (16 in '89, 18 in '88, 4 in '87),
1987-89
38, Long Beach State (8 in '93, 18 in '92, 12 in
'91), 1991-93

Most Matches Lost

30, Cal State Fullerton, 1990
30, New Mexico State, 1990
30, Utah State, 1995

Most Big West Matches Lost

18, Cal State Fullerton, 1988 and 1993
18, Utah State, 1991
18, Utah State, 1995

Most Consecutive Matches Lost

32, Utah State (2 in '94, 30 in '95)

Most Consecutive Big West Matches Lost

37, Utah State (4 in '90, 18 in '91, 15 in '92),
1990-92

Overall Winning Percentage

1.000 (36-0), Long Beach State, 1998