

# 2007 Big West Baseball Guide

## General Information

Big West Directory.....	IFC
Big West History.....	2-3
Commissioner Dennis Farrell.....	4
Senior Associate Commissioner Rob Halvaks.....	4
Associate Commissioner Jody McRoberts.....	4
Assistant Commissioner Mike Daniels.....	4
Assistant Commissioner Erica Satterfield.....	5
Conference Office Staff.....	5
Big West Composite Schedule.....	6-8
Preseason.....	9

## The Teams

Cal Poly.....	10-13
Cal State Fullerton.....	13-17
Cal State Northridge.....	18-21
Long Beach State.....	22-25
UC Irvine.....	26-29
UC Riverside.....	30-33
UC Santa Barbara.....	34-37
Pacific.....	38-41

## 2006 in Review

Final Standings.....	42
2006 Postseason Results.....	42
Final Polls.....	42
All-Americans.....	43
NCAA Leaders.....	43
Team and Individual Batting Statistics/Leaders.....	44
Team and Individual Pitching Statistics/Leaders.....	45
All-Conference Team.....	46
Players of the Week.....	46

## Big West Record Book

Individual Records.....	47-48
Batting.....	47
Annual Batting Champions.....	47
Pitching.....	48
Single Season Freshman Records.....	48
Team Records.....	49
Career Records.....	50-51
Batting.....	50
Pitching.....	51
Big West No-Hitters.....	51
Season Records.....	52-53
Batting.....	52
Pitching.....	53
Freshman Records.....	54-55
Batting.....	54
Pitching.....	55
Annual Standings.....	56-58
Big West Champions.....	57
Coaching Records.....	59-60

## Honors and Postseason

All-Big West Teams.....	61-63
All-time Big West First Teams by School.....	64-65
Current Big West Members.....	64
Former Big West Members.....	65
Big West Players of the Year.....	66
Big West Pitchers of the Year.....	66
Big West Coaches of the Year.....	66
Repeat All-Conference Selections.....	66
All-Time Postseason Results.....	67-69
Composite NCAA Tournament Records.....	69
Big West Alumni In Major Leagues.....	70-71
2007 NCAA Bracket.....	72
Big West USA Team members.....	IBC



[www.bigwest.org](http://www.bigwest.org)

## Memo to the Media

The 2007 Big West Conference Baseball Media Guide has been prepared to assist you in your coverage of Big West baseball. Those wishing additional information on baseball or any other conference sport are encouraged to contact the Information Department at (949) 261-2525.

In addition to the Big West baseball media guide, the conference publishes weekly press releases each Tuesday during the season, containing Big West standings, results, statistics, notes, as well as player of the week selections. The information can also be obtained at the Big West Conference website, [www.bigwest.org](http://www.bigwest.org).

For further assistance, Assistant Information Director Julie St.Cyr can be reached at home at (714) 743-7427. We look forward to an exciting season of Big West baseball and the opportunity to work with you.

## Credits

The Big West Conference baseball media guide is published by the Big West Conference office. The guide was written and designed by Julie St.Cyr, Assistant Information Director. Editorial assistance provided by Jody McRoberts, Associate Commissioner, and Mike Villamor, Information Director. Special thanks to the Big West Sports Information Directors and their staffs for helping on this project. Photos appear courtesy of the sports information directors and Matt A. Brown. Printing by Christian Printing Service, Chino Hills, Calif.

## The Official Baseball



## About The Big West Conference

The Big West Conference enters the 2006-07 season in its 38th year of operation. There are 17 conference-sponsored sports in the Big West. Women's sports are comprised of soccer, volleyball, cross country, swimming and diving, basketball, golf, tennis, softball and track and field. Men's sports include soccer, cross country, swimming and diving, basketball, golf, tennis, baseball and track and field.

Over the past three decades, the conference has striven for athletic and academic success, and has accomplished those goals to a large degree. The conference has undergone membership changes throughout its long history, the most recent of which has significantly enhanced its stability.

Following the 2004-05 academic year, Idaho and Utah State left the Big West, creating an eight-team league comprised of all California schools: Cal Poly, Cal State Fullerton, Cal State Northridge, Long Beach State, UC Irvine, UC Riverside, UC Santa Barbara and Pacific. A ninth school from the Golden State – UC Davis – is currently in the final year of a four-year process of transitioning from Division II to Division I and officially joins the Big West at the start of the 2007-08 season.

Regardless of the membership makeup, the Big West has stacked up well against the rest of the nation. In fact, the conference has claimed 17 team national championships in its history, including six in women's volleyball, two in baseball, one in softball and one in men's basketball. The latest national championship occurred just this past fall when UC Santa Barbara men's soccer team hoisted the trophy. Big West athletes also have claimed several titles on an individual basis in such sports as swimming, track and field and golf.

The Big West also fared well in the 2006 United States Sports Academy Directors Cup, which gauges the best overall collegiate athletic programs, with three league schools finishing in the top 100. Cal State Fullerton finished in a tie for 73rd, Long Beach State came in 89th and UC Santa Barbara was tied for 92nd.

On a worldwide scale, Big West athletes also have competed in the Olympics. A sampling of athletes who have competed at the Olympic level include Long Beach State's Tara Cross-Battle, Tayyiba Haneef and Danielle Scott (women's indoor volleyball), and Misty May (women's beach volleyball); UC Santa Barbara's Jason Lezak (men's swimming), Cal State Fullerton's Leon Wood (men's basketball) and Jenny Topping (softball); Pacific's Elaina Oden (women's volleyball) and Brad Schumacher (men's swimming) and UC Irvine's Steve Scott (men's track and field).

## Big West Success Found In All Sports

The 2005-06 campaign proved successful once again for the Big West Conference with 19 teams continuing play well into the postseason, which included 11 NCAA automatic bids, eight NCAA at-large berths and one WNIT bid. In addition, six of the eight round robin sports (women's volleyball, men's and women's soccer, women's basketball, baseball and softball) sent multiple teams to the postseason, with the sport of softball leading the way with three teams. Also, all eight schools represented the Big West in postseason play in at least one sport.

The year was highlighted by the Cal State Fullerton's baseball team making its 14th trip to the College World Series and the Cal State Fullerton women's soccer team and Cal State Northridge men's soccer team both advancing to the third round (Sweet 16) of their respective NCAA Championships.

The Titan baseball squad, one of two Big West programs making the tournament, would battle its way to the Final Four before being eliminated by the North Carolina Tar Heels, ending its attempt for the fifth National Championship in school history. UC Irvine was the other Big West school to receive an NCAA bid. It was the Anteaters' second visit to the postseason in the past three years. Cal State Fullerton's Friday-night starter, Wes Roemer, was tabbed Collegiate Baseball Co-National Player of the Year with outfielder Kellen Kulbacki of James Madison. Roemer became the second Big West player in the last three seasons to earn the prestigious honor.

Cal State Fullerton and UC Riverside received bids to the 2005 NCAA Women's Soccer Championship, marking the first time that two teams were selected to the postseason in the Big West's 10-year history of sponsoring the sport. The Titans also established another first for the conference in earning the right to host the first two rounds of the NCAA Tournament at Titan Stadium.

Cal State Fullerton advanced to the third round for the first time in school and conference history, while UC Riverside was eliminated after the first round. As a conference, the Big West finished fourth out of 30 conferences in the season-ending Women's Soccer Ratings Percentage Index (RPI). The ranking is an all-time best for the league and continues to show a trend of improvement for the sport of women's soccer in the conference, following finishes at No. 14 in 2002, No. 12 in 2003 and No. 10 in 2004.

On the men's side, Cal State Northridge and UC Santa Barbara were chosen to participate in the 2005 Division I NCAA Men's Soccer Championship. The Matadors received a first-round bye before winning their first Division I postseason game and knocking off conference foe UCSB to advance to the third round. UC Santa Barbara shut-out San Diego State, 2-0, before facing CSUN in the second round.

Representing the Big West in the 2005 NCAA Volleyball Tournament were Long Beach State and UC Santa Barbara. The tradition-rich Gauchos are tied with Stanford and Penn State for the most consecutive postseason appearances with 25, while the 49ers aren't far behind at 19 straight trips to the tournament.

While men's and women's basketball each sent one team to the NCAA Tournament, with Pacific (men) and UC Riverside (women), the Gauchos of UC Santa Barbara earned a berth to the WNIT, extending their streak of postseason play to 11 years. The Tigers (24-8), who compiled three straight 20-plus win seasons for the first time in school history, earned the conference's automatic bid after defeating Long Beach State in the Big West Men's Basketball Tournament. On the women's side, the Highlanders received the league's automatic bid after defeating nine-time defending tournament champion UC Santa Barbara, 59-58, sending them to the

## Big West Conference Membership Profile

School	Season Joined	Length of Membership	Enrollment
Cal Poly	1996-97	10 years	18,400
Cal State Fullerton	1974-75	32 years	35,040
Cal State Northridge	2001-02	5 years	33,243
Long Beach State	1969-70	37 years	34,576
UC Irvine	1977-78	29 years	24,200
UC Riverside	2001-02	5 years	17,000
UC Santa Barbara	1969-70 through 1973-74 and 76-77	35 years	19,800
Pacific	1971-72	35 years	6,268

Big Dance for the first time in school history.

Big West softball finished up another solid season with three representatives in the NCAA Championship. Cal State Fullerton, Long Beach State and UC Santa Barbara continued the league's trend of sending multiple teams to the postseason, a string that has not been broken in all 22 years the Big West has sponsored the sport. Although all three schools were ousted in the NCAA Regionals, the Big West remained one of the top softball conferences in the nation thanks to its strength from top to bottom. Six of the seven members posted winning records in 2006.

The Long Beach State women and UC Santa Barbara men earned the conference's automatic qualifiers for the 2006 NCAA Men's and Women's Tennis Championships. Long Beach State made its third consecutive NCAA appearance and fourth overall, while UC Santa Barbara appeared in its sixth NCAA Tournament. Joining the 49er and Gaucho squads were Pacific senior Arnar Sigurdsson and Long Beach State freshmen Hannah Grady and Jessica Weeks, who earned entries into the 64-person 2006 NCAA Division I Men's and Women's Individual Tennis Championships.

Men's and women's golf also contributed to the conference's grand total of postseason participants, each grabbing two bids. On the women's side, UC Irvine, making its third team appearance in just five years of the program's existence, earned the conference's automatic bid to NCAA Regionals by winning the Big West Championship in grand fashion. The Anteaters out-distanced themselves from the rest of the field by 43 strokes. Long Beach State's selection as an at-large bid to the 21-team regional field was a first-time accomplishment for the program.

The Cal Poly and UC Irvine men's golf teams represented the Big West at the NCAA West Regional, while Long Beach State junior Ryan Wood competed for the Big West as an individual. Cal Poly earned the conference's automatic berth, while the Anteaters received an at-large bid for their fifth trip in six years. The story during the Big West Golf Championships had to be Long Beach State's Ryan Panichpakdee's final round. Panichpakdee shot a course record 62 on his way to a 16-under par for the tournament.

Individually, the Big West enjoyed another impressive season with a total of 29 student-athletes competing in the NCAA finals (18 track & field, 7 swimming & diving, 2 women's tennis, 1 men's golf, 1 men's tennis). Of those athletes, eight returned home with All-America status. As a whole (round robin and individual), the Big West garnered 20 All-America honors in nine different sports. Men's and women's track & field nabbed six national accolades, with baseball a close second with five honorees. Student-athletes competing in volleyball, softball, men's and women's soccer and men's and women's swimming & diving were also tabbed with All-America status.



## The Beginning

The Big West Conference was formed as the Pacific Coast Athletic Association on July 1, 1969. However, the unofficial history of the conference pre-dates that point of time, extending back to 1967.

Cal State LA, Fresno State, Long Beach State and San Diego State were members of the California Collegiate Athletic Association, long recognized as the nation's premier college circuit.

That conference was classified college division, and therein lay a major source of dissatisfaction. Since 1963, the four institutions had captured 16 national titles. The number swelled to 21 if the mythical football championships were included.

With no more territory to conquer at the college division, a step up to university ranks had to be considered.

At the time, San Jose State, UC Santa Barbara and Pacific were members of the West Coast Athletic Conference but were enduring a strained relationship due to the limit of conference sports sponsored. That, plus the fact that national football figures UOP and SJSU were already competing as independents, led the schools to pursue a more broad-based conference alignment.

Therefore, officials of the seven colleges and universities assembled as a body in May of 1969, tied up loose ends and less than two months later the PCAA was born.

Direction in the early days of the conference came from such men as Dr. Stephen Goodspeed, vice-chancellor at UC Santa Barbara, the first president and chairman of the founders committee. J. Kenneth Fagans provided guidance as the league's first commissioner. Jesse T. Hill, one of the nation's most successful directors of athletics at USC, followed Fagans as the conference's first full-time commissioner.

SJSU was already labeled a university division school in all sports when the PCAA emerged. San Diego State and Pacific were granted university division status in the summer of 1970 and the remaining conference members shed the college division moniker by 1972.

The original PCAA lineup changed in the early years and by 1975, charter members UCSB and CSLA had dropped football and SDSU left the conference in football only. In 1974, Cal State Fullerton moved into the conference. By 1977, UC Irvine joined the Big West and UCSB was back in — both as non-football playing institutions — while Utah State became the first non-California member of the circuit, transforming the PCAA into a regional conference.

UNLV (1981) and New Mexico State (1984) soon followed suit, bringing the league's membership to 10 universities.


In the fall of 1983, the PCAA became the first western conference to incorporate women's athletic programs into the conference. Charter women's members UC Irvine, UC Santa Barbara and UNLV competed in five championships.

By the end of 1985, Pacific, Hawai'i, Cal State Fullerton, Long Beach State, San Diego State, Fresno State and San Jose State had joined the women's conference. The PCAA upped its women's sponsorship to eight championships.

The PCAA began its 20th year of existence in 1988 by changing its name to the Big West Conference. With the inclusion of the states of Utah, Nevada, and New Mexico, the term "Big West" more accurately represented the conference. Since the name Big West has been used, conference teams have won nine NCAA team championships, establishing the Big West's winning identity that is recognized nationally. Even though the Big West is again an all-California conference, the name Big West still embodies the identity, history, and tradition of excellence the conference has achieved, making it a well-known entity in collegiate athletics.

# Big West Staff

## Dennis Farrell



Commissioner

27th Season

The 2006-07 academic year marks the 15th year in Dennis Farrell's tenure as commissioner of the Big West Conference, but twenty-seventh season on staff. He is the fourth full-time commissioner in the 38-year history of the Big West, following Jess Hill (1972-78), Lew Cryer (1978-88) and Jim Haney (1988-92).

Prior to assuming the role of commissioner on July 1, 1992, Farrell served the conference in various capacities as an assistant/associate commissioner since joining the conference in 1980. During his Big West tenure, Farrell has acted as the primary rule interpreter, championship administrator, schedule coordinator and director of the league's successful postseason basketball tournament.

Farrell has been active in representing the Big West on both the national and regional level. From 1994 to 1997 he served on the important NCAA Council and from 1991 to 1997 he sat on the NCAA Two-Year College Relations Committee (including serving as its chair from 1992 to 1995). He currently serves as the Division I-AAA Vice President of the Collegiate Commissioners Association and is chair of the NCAA Baseball Issues Committee. Farrell also is presently a member of the Los Angeles Sports Council which is active in securing, marketing and administering major athletic events for the Southern California area.

Before joining the Big West, Farrell was the sports information director for nearly three years at Saddleback Community College in Mission Viejo, Calif. A 1974 graduate of San Diego State University, Farrell worked for the Daily Californian newspaper in El Cajon and radio station KDEO while attending college. From 1975 to 1977, he was employed as sports editor of the Saddleback Valley News in Mission Viejo. He also worked in the sports department of the Orange County edition of the Los Angeles Times.

Farrell and his wife, Charlene, reside in Coto de Caza with their sons, Timothy and Michael.

## Rob Halvaks



Senior Assoc.  
Commissioner

15th Season

Rob Halvaks is in his 15th season with the conference office. Halvaks is responsible for office and financial administration, is the tournament director for the Big West Men's and Women's Basketball Tournament, and has sports management responsibilities for men's and women's basketball and baseball. Halvaks is a member of the NCAA Division I Championships/Competition Cabinet. He is also the conference's staff liaison to the Mountain Pacific Sports Federation.

Halvaks is a faculty member in the University of San Francisco's Sport Management Graduate Program.

Prior to joining the Big West staff, Halvaks served as the associate executive director of the Orange County Sports Association (1989-1992), which annually produced the Disneyland Pigskin Classic and the Freedom Bowl at Anaheim Stadium. Halvaks was a member of the athletics department staff at UC Irvine from 1979 to 1989, serving in a variety of positions, including sports information director, business manager and senior associate athletics director.

A 1975 graduate of the University of Michigan with a Bachelor's in Communications, Halvaks earned a 1979 Master's in Sports Administration from Ohio University. He served a year (1978) as assistant sports information director at Georgia Tech.

Halvaks and his wife, Jill, reside in Irvine with their sons, Brett and Ryan.

## Jody McRoberts



Associate  
Commissioner

24th Season

Jody McRoberts is in her 24th year as a member of the Big West office staff. McRoberts was elevated to associate commissioner in the summer of 2002. She serves as the conference's senior woman administrator, scheduling coordinator for the association's round robin sports, and editor of the conference manual and media publications.

McRoberts functions as the league's meeting planner, is the league's primary administrator for men's and women's soccer and softball and handles the conference awards program.

On the national front, she has served on the NCAA Division I Women's Soccer Committee.

Before arriving at the Big West offices, McRoberts was an assistant sports information director at UC Irvine (1982-83). She began her tenure with the Big West in 1983 as a publications assistant, and served as the league's information director from 1984 to 1990.

McRoberts earned a Bachelor's degree in English from Ohio University in 1982.

She and her husband, Lance, live in Lake Forest with their sons, Colin and Beau.

## Mike Daniels



Assistant  
Commissioner

9th Season

Mike Daniels is in his ninth year with the conference office. He was elevated to assistant commissioner in 2002 for marketing and championships after serving as the league's information director for four years.

Daniels coordinates the conference's television and basketball tournament marketing program. He is responsible for promoting the tournament to Big West constituency groups as well.

In addition, he serves as the Operating Manager for the Big West Basketball Tournament and is the conference's primary administrator for Cross Country, Swimming, Golf, Tennis and Track and Field. He also oversees the conference's website and information technology.

Prior to joining the Big West, Daniels was the Assistant SID at the University of San Diego for three years, worked a year as the Media Relations Director for the Rocky Mountain Athletic Conference and worked in the UC San Diego sports information office for three years. Daniels also was an intern with the San Diego Chargers football organization from 1991-92.

A native southern Californian, Daniels graduated from the University of California, San Diego in 1993 with a Bachelor's degree in Communications and Political Science. In 1997, he received his MBA from San Diego State University.

Daniels and his wife, Julie, live in Aliso Viejo with their son Zachary.

## Erica Satterfield



Assistant  
Commissioner

7th Season

Erica Satterfield is in her seventh year with the conference office, recently getting promoted to the position of Assistant Commissioner for Compliance.

Satterfield's responsibilities include coordinating the review of student-athlete eligibility and institutional compliance, along with rules education of the members, and is the primary Big West/NCAA rule interpreter. She also is the league's administrator for women's volleyball.

Satterfield graduated from UC Santa Barbara in 2000 with a Bachelor's degree in Business Economics.

Satterfield served as an intern in the conference office for two summers before taking on her full-time position. She also worked in the UCSB athletic department as a student assistant in marketing and promotions. Satterfield also has done some work for Antelope Valley College, compiling a Title IX Self Study report.

Satterfield lives in Long Beach.



# Big West Staff

## Mike Villamor



Information  
Director

10th Season

Mike Villamor is in his 10th year with the Big West and fourth as the league's information director.

His role with the conference includes overseeing and coordinating all media relations projects. In addition, his sports responsibilities are women's soccer, men's basketball, golf and tennis, in which he produces annual publications and weekly press releases for each sport.

Villamor serves as the Media Coordinator for the Big West Basketball Tournament and oversees the basketball tournament program.

A native of Sacramento, Calif., Villamor graduated from Santa Clara in 1994 with a degree in Communications. He joined the Big West staff after serving as a public relations assistant for the West Coast Conference for one year. He also was the media relations director of the San Jose Grizzlies of the Continental Indoor Soccer League during the 1995 season. Villamor worked as a game-night media relations assistant for the San Jose Sharks (NHL) and San Jose SaberCats (AFL). While at Santa Clara, he was the sports editor of the Santa Clara student newspaper.

Villamor resides in Irvine.

## Julie St.Cyr



Assistant  
Information  
Director

2nd Season

Julie St.Cyr begins her second season with the Big West, serving as the league's assistant information director.

Her duties with the conference include assisting in all media relations projects and helping to maintain the Big West official website. In addition, her sports responsibilities are baseball, women's basketball, volleyball and swimming & diving.

Prior to her arrival at the Big West, St.Cyr worked for three years at Cape Fear Community College as the Assistant Student Activities and Athletics Coordinator and was the primary sports information contact. She also spent four years at South Carolina as the Publications Coordinator and was the contact for men's golf and men's soccer while overseeing women's soccer and cross country. St.Cyr has won 26 CoSIDA publications awards in her career.

St.Cyr, a member of CoSIDA and NCBWA, also spent time in the Georgia State and Colorado State sports information offices and has interned with the Denver Broncos.

St.Cyr graduated from Colorado State in 1998 with a degree in Technical Journalism/Public Relations. In 2001, she received her Master's in Sports Management from Georgia State.

St.Cyr resides in Huntington Beach.

## Chris Hargraves



Assistant  
Information  
Director

1st Season

Chris Hargraves enters his first season as an assistant information director for the Big West Conference. His sports responsibilities include men's soccer, cross country, track & field and softball, while also assisting in media guide production and website maintenance.

Prior to his move to the Big West, he served as the Mid-Continent Conference media relations assistant for the 2005-06 school year.

Hargraves graduated from the University of Rochester (N.Y.) in May 2005 with a Bachelor's degree in political science and a minor in religion. As an undergraduate student, he worked in the Sports Information Department for four years covering 10 different sports. Hargraves served in a number of capacities during his tenure at the University of Rochester, including a stint as a media contact for the 2005 Division III Men's Basketball Final Four in Salem, Va.

He was also a member of the Yellow Jackets football team for four years. During that time, he amassed three varsity letters to go along with All-Rookie and All-UAA selections.

Hargraves resides in Tustin.

## Steve Chen



Video  
Coordinator

1st Season

Steve Chen enters his first year at the Big West Conference, overseeing the conference's live video streaming and video exchange programs.

His responsibilities include working in partnership with CSTV to develop media content for the conference. He currently oversees video streaming for five sports for the 2006-07 season, including women's volleyball, men's and women's basketball, baseball, and softball, and will add men's and women's soccer for the 2007-08 season.

Prior to coming to the Big West, Chen worked at UC Irvine as an assistant coach and in various other capacities for the men's basketball program from 2002 to 2006.

Chen graduated from Cal State Fullerton in 2001 with a degree in computer science.

He and his wife, Kindra, live in Costa Mesa with their daughter, Danica.

## Patricia Sampson



Administrative  
Assistant

20th Season

Patricia Sampson is in her 20th year with the conference office, serving as an administrative assistant.

Sampson's responsibilities include handling all billing and financial records. She also is responsible for the accounting and reporting of the Student Assistance Fund. She also assists the Men's and Women's Basketball Supervisors with the officials' contracts and their travel arrangements.

Sampson attended Woodbury University in the city of Burbank and has a degree in Business Administration.

She has two children: Rick and Cari, and has four grandchildren: Alix, Hunter, Brandon, and Taylor.

She lives in Costa Mesa with her husband Brian.

## Heather Pierson



Administrative  
Assistant

2nd Season

Heather Pierson enters her second season at the Big West and provides administrative support for the league's officiating and compliance programs. In addition, she assists the business, marketing and information departments.

Prior to working at the Big West Pierson was the Curriculum Coordinator for the after school program at St. John's Lutheran School in Orange. She also taught elementary school in Mesa, Ariz.

The Arizona native received her bachelor's in Elementary Education from Arizona State in 2001, and her master's in Special Education in 2004. She is currently in her third year of law school at Whittier Law School.

Pierson resides in Orange.




**Big West President**  
Dr. Ken Walker  
Cal Poly



**Big West Vice President**  
Dr. David Snow  
UC Irvine



**Administrative Liaison**  
Brian Quinn  
Cal State Fullerton



**Supervisor of Officials**  
Dale Williams

# Composite Schedule

## Friday, January 26

UNLV at <b>Cal State Northridge</b>	1:00 pm
<b>Cal Poly</b> at San Diego	2:00 pm

## Saturday, January 27

<b>Cal Poly</b> at San Diego	1:00 pm
UNLV at <b>Cal State Northridge</b>	1:00 pm

## Sunday, January 28

<b>Cal Poly</b> at San Diego	1:00 pm
UNLV at <b>Cal State Northridge</b>	1:00 pm

## Tuesday, January 30

<b>Cal Poly</b> at USC	6:00 pm
------------------------	---------

## Thursday, February 1

Nevada at <b>UC Riverside</b>	3:00 pm
-------------------------------	---------

## Friday, February 2

<b>UC Irvine</b> at California	1:30 pm
<b>Cal State Northridge</b> at Pacific	2:00 pm
Nevada at <b>UC Riverside</b>	3:00 pm
San Diego State at <b>Cal Poly</b>	6:00 pm
<b>Long Beach State</b> at USC	7:00 pm
Stanford at <b>Cal State Fullerton</b>	7:00 pm

## Saturday, February 3

<b>Cal State Northridge</b> at Pacific	1:00 pm
San Diego State at <b>Cal Poly</b>	1:00 pm
Nevada at <b>UC Riverside</b>	1:00 pm
<b>UC Irvine</b> at California	1:00 pm
USC at <b>Long Beach State</b>	1:00 pm
Stanford at <b>Cal State Fullerton</b>	6:00 pm

## Sunday, February 4

Stanford at <b>Cal State Fullerton</b>	Noon
<b>Cal State Northridge</b> at Pacific	Noon
<b>Long Beach State</b> at USC	Noon
San Diego State at <b>Cal Poly</b>	1:00 pm
<b>UC Irvine</b> at California	1:00 pm

## Tuesday, February 6

<b>Long Beach State</b> at Pepperdine	2:00 pm
Sacramento State at <b>Pacific</b>	2:00 pm
Fresno State at <b>Cal Poly</b>	6:00 pm

## Friday, February 9

<b>UC Santa Barbara</b> at San Jose State	2:00 pm
Gonzaga at <b>UC Riverside</b>	3:00 pm
<b>Cal State Northridge</b> vs. McNeese State\$	5:00 pm
Nevada at <b>Cal Poly</b>	6:00 pm
Loyola Marymount at <b>UC Irvine</b>	6:00 pm
<b>Cal State Fullerton</b> at UNLV	6:30 pm
Texas at <b>Long Beach State</b>	6:30 pm
<b>Pacific</b> at Hawaii	8:30 pm

## Saturday, February 10

Gonzaga at <b>UC Riverside</b>	1:00 pm
Nevada at <b>Cal Poly</b>	1:00 pm
<b>UC Santa Barbara</b> at San Jose State	1:00 pm
<b>Cal State Fullerton</b> at UNLV	2:00 pm
Texas at <b>Long Beach State</b>	2:00 pm
<b>Cal State Northridge</b> at Texas - Pan American\$	5:00 pm
Loyola Marymount at <b>UC Irvine</b>	6:00 pm
<b>Pacific</b> at Hawaii	3:00 pm

## Sunday, February 11

<b>Cal State Northridge</b> vs. Lamar\$	11:00 am
<b>Cal State Fullerton</b> at UNLV	1:00 pm
Gonzaga at <b>UC Riverside</b>	1:00 pm
Nevada at <b>Cal Poly</b>	1:00 pm
Texas at <b>Long Beach State</b>	1:00 pm
<b>UC Irvine</b> at Loyola Marymount	1:00 pm
<b>UC Santa Barbara</b> at San Jose State	1:00 pm
<b>Pacific</b> at Hawaii	3:00 pm

## Tuesday, February 13

<b>Cal State Northridge</b> at Fresno State	6:00 pm
<b>UC Riverside</b> at UCLA	6:00 pm

## Wednesday, February 14

<b>Cal State Northridge</b> at Fresno State	6:00 pm
---	---------

## Friday, February 16

Hawaii at <b>UC Santa Barbara</b>	2:00 pm
<b>Long Beach State</b> at Rice	2:00 pm
<b>UC Riverside</b> at San Francisco	2:00 pm
Nevada at <b>Pacific</b>	2:00 pm
Washington State at <b>Cal State Northridge</b>	2:00 pm
<b>UC Irvine</b> at Houston	5:00 pm
Washington at <b>Cal Poly</b>	6:00 pm
Arizona at <b>Cal State Fullerton</b>	7:00 pm

## Saturday, February 17

<b>Long Beach State</b> at Rice	Noon
Hawaii at <b>UC Santa Barbara</b>	1:00 pm
<b>UC Riverside</b> at San Francisco	1:00 pm
Nevada at <b>Pacific</b>	1:00 pm
Washington at <b>Cal Poly</b>	1:00 pm
Washington State at <b>Cal State Northridge</b>	1:00 pm
<b>UC Irvine</b> at Houston	5:00 pm
Arizona at <b>Cal State Fullerton</b>	6:00 pm

## Sunday, February 18

<b>Long Beach State</b> at Rice	11:00 am
<b>UC Irvine</b> at Houston	11:00 am
Washington at <b>Cal Poly</b>	11:00 am
Hawaii at <b>UC Santa Barbara</b>	Noon
Arizona at <b>Cal State Fullerton</b>	1:00 pm
Washington State at <b>Cal State Northridge</b>	1:00 pm
<b>UC Riverside</b> at San Francisco	1:00 pm
Nevada at <b>Pacific</b>	1:00 pm

## Tuesday, February 20

Westmont at <b>UC Santa Barbara</b>	2:00 pm
<b>Cal State Fullerton</b> at San Diego State	6:00 pm
<b>UC Irvine</b> at USC	6:00 pm
UCLA at <b>Long Beach State</b>	6:30 pm

## Friday, February 23

<b>Pacific</b> at Clemson	1:00 pm
Oklahoma State at <b>Cal State Northridge</b>	2:00 pm
<b>Cal Poly</b> at Santa Clara	6:00 pm
<b>UC Riverside</b> at San Diego State	6:00 pm
Utah at <b>UC Irvine</b>	6:00 pm
California at <b>Long Beach State</b>	6:30 pm
UCLA at <b>Cal State Fullerton</b>	7:00 pm

## Saturday, February 24

<b>Pacific</b> at Clemson	11:00 am
<b>Cal Poly</b> at Santa Clara	1:00 pm
Oklahoma State at <b>Cal State Northridge</b>	1:00 pm
<b>UC Riverside</b> at San Diego State	1:00 pm
California at <b>Long Beach State</b>	2:00 pm
<b>Cal State Fullerton</b> at UCLA	6:00 pm
Utah at <b>UC Irvine</b>	6:00 pm

## Sunday, February 25

<b>Pacific</b> at Clemson	9:00 am
Oklahoma State at <b>Cal State Northridge</b>	Noon
<b>Cal Poly</b> at Santa Clara	1:00 pm
<b>Cal State Fullerton</b> at UCLA	1:00 pm
California at <b>UC Santa Barbara</b>	1:00 pm
<b>UC Riverside</b> at San Diego State	1:00 pm
Utah at <b>UC Irvine</b>	1:00 pm

## Monday, February 26

California at <b>UC Santa Barbara</b>	2:00 pm
---------------------------------------	---------

## Tuesday, February 27

<b>UC Irvine</b> at Pepperdine	2:00 pm
<b>UC Riverside</b> at San Diego	5:00 pm
San Diego State at <b>Cal State Fullerton</b>	6:00 pm

## Thursday, March 1

San Diego State at <b>Pacific</b>	2:00 pm
-----------------------------------	---------

## Friday, March 2

<b>UC Riverside</b> at Oklahoma	1:00 pm
San Diego State at <b>Pacific&amp;</b>	2:00 pm
<b>UC Irvine</b> at Washington	3:00 pm
<b>Cal State Northridge</b> at Texas Tech	4:30 pm
<b>UC Santa Barbara</b> at Lamar!	4:30 pm
Loyola Marymount at <b>Cal Poly</b>	6:00 pm
Rice at <b>Cal State Fullerton</b>	7:00 pm

## Saturday, March 3

<b>Cal State Northridge</b> at Texas Tech	Noon
Loyola Marymount at <b>Cal Poly</b>	1:00 pm
<b>UC Riverside</b> at Oklahoma	1:00 pm
Baylor at <b>Pacific&amp;</b>	2:00 pm
<b>UC Irvine</b> at Washington	2:00 pm
<b>UC Santa Barbara</b> vs. St. John's!	4:30 pm
Rice at <b>Cal State Fullerton</b>	6:00 pm

## Sunday, March 4

<b>UC Santa Barbara</b> vs. Kansas State!	9:00 am
<b>Cal State Northridge</b> at Texas Tech	11:00 am
<b>UC Riverside</b> at Oklahoma	11:00 am
Rice at <b>Cal State Fullerton</b>	Noon
Loyola Marymount at <b>Cal Poly</b>	1:00 pm
<b>UC Irvine</b> at Washington	1:00 pm
San Francisco at <b>Pacific&amp;</b>	2:00 pm

# Composite Schedule

## Tuesday, March 6

Pepperdine at <b>UC Santa Barbara</b>	2:00 pm
<b>Cal State Northridge</b> at Loyola Marymount	3:00 pm
San Diego at <b>UC Irvine</b>	6:00 pm
<b>UC Riverside</b> at USC	6:00 pm

## Friday, March 9

<b>Cal State Fullerton</b> at East Carolina	2:00 pm
<b>Cal State Northridge</b> at <b>UC Santa Barbara</b>	2:00 pm
<b>Pacific</b> at Washington	3:00 pm
Nevada at <b>UC Irvine</b>	6:00 pm
Portland at <b>UC Riverside</b>	6:00 pm
<b>Cal Poly</b> at UNLV	6:30 pm
<b>Long Beach State</b> at Arizona State	7:00 pm

## Saturday, March 10

<b>Cal State Fullerton</b> at East Carolina	11:00 am
<b>Long Beach State</b> at Arizona State	1:00 pm
Portland at <b>UC Riverside</b>	1:00 pm
<b>Cal State Northridge</b> at <b>UC Santa Barbara</b>	1:00 pm
Nevada at <b>UC Irvine</b>	1:00 pm
<b>Cal Poly</b> at UNLV	2:00 pm
<b>Pacific</b> at Washington	2:00 pm

## Sunday, March 11

<b>Cal State Fullerton</b> at East Carolina	9:00 am
<b>Cal Poly</b> at UNLV	1:00 pm
<b>Cal State Northridge</b> at <b>UC Santa Barbara</b>	1:00 pm
<b>Long Beach State</b> at Arizona State	1:00 pm
Nevada at <b>UC Irvine</b>	1:00 pm
<b>Pacific</b> at Washington	1:00 pm
Portland at <b>UC Riverside</b>	1:00 pm

## Tuesday, March 13

Minnesota at <b>UC Santa Barbara</b>	2:00 pm
<b>Pacific</b> at Sacramento State	2:00 pm
<b>Long Beach State</b> at UCLA	6:00 pm
Pepperdine at <b>Cal State Fullerton</b>	6:00 pm
Portland at <b>UC Irvine</b>	6:00 pm
San Diego State at <b>UC Riverside</b>	6:00 pm

## Wednesday, March 14

Minnesota at <b>UC Santa Barbara</b>	2:00 pm
San Diego at <b>Cal State Fullerton</b>	6:00 pm

## Friday, March 16

Loyola Marymount at <b>UC Santa Barbara</b>	2:00 pm
<b>Cal State Northridge</b> at Washington	3:00 pm
<b>Cal Poly</b> at Rice	5:00 pm
<b>Long Beach State</b> at Wichita State	5:00 pm
New Mexico at <b>UC Irvine</b>	6:00 pm
<b>Pacific</b> at San Jose State	6:00 pm
Santa Clara at <b>UC Riverside</b>	6:00 pm

## Saturday, March 17

<b>Cal Poly</b> at Rice	Noon
<b>Long Beach State</b> at Wichita State	Noon
Loyola Marymount at <b>UC Santa Barbara</b>	1:00 pm
<b>Pacific</b> at San Jose State	1:00 pm
Santa Clara at <b>UC Riverside</b>	1:00 pm
<b>Cal State Northridge</b> at Washington	2:00 pm
New Mexico at <b>UC Irvine</b>	6:00 pm

## Sunday, March 18

<b>Cal Poly</b> at Rice	10:00 am
<b>Long Beach State</b> at Wichita State	10:00 am
<b>Cal State Northridge</b> at Washington	Noon
New Mexico at <b>UC Irvine</b>	Noon
San Jose State at <b>Pacific</b>	1:00 pm
Santa Clara at <b>UC Riverside</b>	1:00 pm
Loyola Marymount at <b>UC Santa Barbara</b>	1:00 pm

## Tuesday, March 20

Loyola Marymount at <b>Cal State Northridge</b>	3:00 pm
---	---------

## Friday, March 23

<b>Cal State Fullerton</b> at Long Beach State	6:30 pm
--	---------

## Saturday, March 24

Pepperdine at <b>UC Santa Barbara</b>	1:00 pm
Oregon State at <b>Cal Poly</b>	6:00 pm
<b>Pacific</b> at UCLA	6:00 pm
<b>Cal State Fullerton</b> at Long Beach State	6:30 pm

## Sunday, March 25

<b>Cal State Fullerton</b> at Long Beach State	1:00 pm
Oregon State at <b>Cal Poly</b>	1:00 pm
<b>Pacific</b> at UCLA	1:00 pm
<b>UC Santa Barbara</b> at Pepperdine	1:00 pm

## Monday, March 26

Oregon State at <b>Cal Poly</b>	1:00 pm
<b>Pacific</b> at UCLA	1:00 pm
<b>UC Santa Barbara</b> at Pepperdine	3:00 pm

## Tuesday, March 27

USC at <b>UC Riverside</b>	5:00 pm
<b>UC Irvine</b> at UNLV	6:30 pm

## Wednesday, March 28

California at <b>UC Santa Barbara</b>	2:00 pm
---------------------------------------	---------

## Friday, March 30

<b>Cal Poly</b> at <b>Pacific</b> *	2:00 pm
<b>UC Riverside</b> at UC Davis	2:00 pm
<b>Cal State Fullerton</b> at <b>Cal State Northridge</b> *	3:00 pm
<b>UC Santa Barbara</b> at TCU	4:00 pm
<b>Long Beach State</b> at <b>UC Irvine</b> *	6:00 pm

## Saturday, March 31

<b>UC Santa Barbara</b> at TCU	Noon
<b>Cal State Fullerton</b> at <b>Cal State Northridge</b> *	1:00 pm
<b>Cal Poly</b> at <b>Pacific</b> *	1:00 pm
<b>UC Riverside</b> at UC Davis	1:00 pm
<b>Long Beach State</b> at <b>UC Irvine</b> *	6:00 pm

## Sunday, April 1

<b>UC Santa Barbara</b> at TCU	11:00 am
<b>Cal State Fullerton</b> at <b>Cal State Northridge</b> *	1:00 pm
<b>Cal Poly</b> at <b>Pacific</b> *	1:00 pm
<b>Long Beach State</b> at <b>UC Irvine</b> *	1:00 pm
<b>UC Riverside</b> at UC Davis	1:00 pm

## Tuesday, April 3

Fresno State at <b>Cal State Northridge</b>	3:00 pm
<b>Pacific</b> at Nevada	5:00 pm

## Thursday, April 5

UC Davis at <b>Pacific</b>	2:00 pm
<b>Cal State Northridge</b> at <b>Cal Poly</b> *	6:00 pm
Oral Roberts at <b>Long Beach State</b>	6:30 pm
<b>UC Irvine</b> at <b>Cal State Fullerton</b> *	7:00 pm
<b>UC Santa Barbara</b> at <b>UC Riverside</b> *	7:00 pm

## Friday, April 6

<b>UC Santa Barbara</b> at <b>UC Riverside</b> *	1:00 pm
UC Davis at <b>Pacific</b>	1:00 pm
<b>Cal State Northridge</b> at <b>Cal Poly</b> *	6:00 pm
Oral Roberts at <b>Long Beach State</b>	6:30 pm
<b>UC Irvine</b> at <b>Cal State Fullerton</b> *	7:00 pm

## Saturday, April 7

<b>Cal State Northridge</b> at <b>Cal Poly</b> *	1:00 pm
Oral Roberts at <b>Long Beach State</b>	1:00 pm
UC Davis at <b>Pacific</b>	1:00 pm
<b>UC Irvine</b> at <b>Cal State Fullerton</b> *	1:00 pm
<b>UC Santa Barbara</b> at <b>UC Riverside</b> *	1:00 pm

## Tuesday, April 10

Hawaii at <b>Pacific</b>	2:00 pm
<b>UC Riverside</b> at San Diego	3:00 pm
<b>UC Irvine</b> at UCLA	6:00 pm
USC at <b>Cal State Fullerton</b>	6:00 pm
Pepperdine at <b>Long Beach State</b>	6:30 pm

## Friday, April 13

<b>Pacific</b> at <b>UC Santa Barbara</b> *	2:00 pm
<b>Cal State Fullerton</b> at UC Davis	2:30 pm
<b>Cal Poly</b> at <b>UC Irvine</b> *	6:00 pm
<b>Cal State Northridge</b> at <b>Long Beach State</b> *	6:30 pm
<b>UC Riverside</b> at Washington	6:30 pm

## Saturday, April 14

<b>Cal State Fullerton</b> at UC Davis	1:00 pm
<b>Pacific</b> at <b>UC Santa Barbara</b> *	1:00 pm
<b>Cal State Northridge</b> at <b>Long Beach State</b> *	2:00 pm
<b>UC Riverside</b> at Washington	2:00 pm
<b>Cal Poly</b> at <b>UC Irvine</b> *	6:00 pm

## Sunday, April 15

<b>Cal State Fullerton</b> at UC Davis	1:00 pm
<b>Cal Poly</b> at <b>UC Irvine</b> *	1:00 pm
<b>Cal State Northridge</b> at <b>Long Beach State</b> *	1:00 pm
<b>Pacific</b> at <b>UC Santa Barbara</b> *	1:00 pm
<b>UC Riverside</b> at Washington	1:00 pm

## Tuesday, April 17

San Jose State at <b>Pacific</b>	2:00 pm
Westmont at <b>UC Santa Barbara</b>	2:00 pm
USC at <b>UC Irvine</b>	6:00 pm
Loyola Marymount at <b>Long Beach State</b>	6:30 pm

## Friday, April 20

<b>UC Santa Barbara</b> at <b>UC Irvine</b> *	2:00 pm
<b>Cal State Northridge</b> at UCLA	6:00 pm
<b>UC Riverside</b> at <b>Cal Poly</b> *	6:00 pm
UC Davis at <b>Long Beach State</b>	6:30 pm
<b>Pacific</b> at <b>Cal State Fullerton</b> *	7:00 pm

# Composite Schedule

## Saturday, April 21

UC Santa Barbara at UC Irvine*	1:00 pm
Cal State Northridge at UCLA	2:00 pm
UC Davis at Long Beach State	2:00 pm
Pacific at Cal State Fullerton*	6:00 pm
UC Riverside at Cal Poly*	6:00 pm

## Sunday, April 22

Cal State Northridge at UCLA	1:00 pm
Pacific at Cal State Fullerton*	1:00 pm
UC Davis at Long Beach State	1:00 pm
UC Riverside at Cal Poly*	1:00 pm
UC Santa Barbara at UC Irvine*	1:00 pm

## Tuesday, April 24

UC Irvine at Loyola Marymount	3:00 pm
Cal State Fullerton at USC	6:00 pm
UCLA at UC Riverside	6:00 pm
San Diego State at Long Beach State	6:30 pm

## Friday, April 27

Long Beach State at Pacific*	2:00 pm
UC Santa Barbara at Cal State Northridge*	3:00 pm
UC Davis at UC Irvine	6:00 pm
Cal Poly at Fresno State	6:30 pm
Cal State Fullerton at UC Riverside*	7:00 pm

## Saturday, April 28

Long Beach State at Pacific*	1:00 pm
UC Santa Barbara at Cal State Northridge*	1:00 pm
Cal State Fullerton at UC Riverside*	6:00 pm
UC Davis at UC Irvine	6:00 pm
Cal Poly at Fresno State	6:30 pm

## Sunday, April 29

Cal State Fullerton at UC Riverside*	1:00 pm
Cal Poly at Fresno State	1:00 pm
Long Beach State at Pacific*	1:00 pm
UC Davis at UC Irvine	1:00 pm
UC Santa Barbara at Cal State Northridge*	1:00 pm

## Tuesday, May 1

Sacramento State at Pacific	2:00 pm
UC Riverside at San Diego State	6:00 pm
UCLA at UC Irvine	6:00 pm

## Wednesday, May 2

Cal State Fullerton at Pepperdine	3:00 pm
-----------------------------------	---------

## Friday, May 4

UC Davis at Cal State Northridge	2:30 pm
Cal Poly at Long Beach State*	6:30 pm
Pacific at UC Riverside*	7:00 pm
UC Santa Barbara at Cal State Fullerton*	7:00 pm

## Saturday, May 5

UC Davis at Cal State Northridge	1:00 pm
Cal Poly at Long Beach State*	2:00 pm
Pacific at UC Riverside*	6:00 pm
UC Santa Barbara at Cal State Fullerton*	6:00 pm

## Sunday, May 6

Cal Poly at Long Beach State*	1:00 pm
Pacific at UC Riverside*	1:00 pm
UC Davis at Cal State Northridge	1:00 pm
UC Santa Barbara at Cal State Fullerton*	1:00 pm

## Tuesday, May 8

UC Irvine at San Diego	3:00 pm
Pacific at San Francisco	3:00 pm
Long Beach State at San Diego State	6:00 pm
Loyola Marymount at Cal State Fullerton	6:00 pm

## Thursday, May 10

UC Riverside at Cal State Northridge*	3:00 pm
---------------------------------------	---------

## Friday, May 11

Long Beach State at UC Santa Barbara*	2:00 pm
UC Irvine at Pacific*	2:00 pm
Cal State Fullerton at Wichita State	5:00 pm
UC Davis at Cal Poly	6:00 pm

## Saturday, May 12

Cal State Fullerton at Wichita State	Noon
Long Beach State at UC Santa Barbara*	1:00 pm
UC Irvine at Pacific*	1:00 pm
UC Riverside at Cal State Northridge*	1:00 pm
UC Davis at Cal Poly	6:00 pm

## Sunday, May 13

Cal State Fullerton at Wichita State	11:00 am
Long Beach State at UC Santa Barbara*	1:00 pm
UC Davis at Cal Poly	1:00 pm
UC Irvine at Pacific*	1:00 pm
UC Riverside at Cal State Northridge*	1:00 pm

## Tuesday, May 15

Long Beach State at Loyola Marymount	3:00 pm
UC Irvine at Pepperdine	3:00 pm

## Wednesday, May 16

UC Santa Barbara at USC	6:00 pm
-------------------------	---------

## Friday, May 18

UC Santa Barbara at UC Davis	2:00 pm
Cal State Fullerton at Cal Poly*	6:00 pm
Cal State Northridge at UC Irvine*	6:00 pm
Pacific at Stanford	6:00 pm
UC Riverside at Long Beach State*	6:30 pm

## Saturday, May 19

UC Santa Barbara at UC Davis	1:00 pm
Stanford at Pacific	2:00 pm
UC Riverside at Long Beach State*	2:00 pm
Cal State Fullerton at Cal Poly*	6:00 pm
Cal State Northridge at UC Irvine*	6:00 pm

## Sunday, May 20

Cal State Fullerton at Cal Poly*	1:00 pm
Cal State Northridge at UC Irvine*	1:00 pm
Pacific at Stanford	1:00 pm
UC Santa Barbara at UC Davis	1:00 pm
UC Riverside at Long Beach State*	1:00 pm

## Wednesday, May 23

USC at UC Santa Barbara	2:00 pm
-------------------------	---------

## Friday, May 25

Cal Poly at UC Santa Barbara*	2:00 pm
Pacific at Cal State Northridge*	3:00 pm
Long Beach State at Cal State Fullerton*	7:00 pm
UC Irvine at UC Riverside*	7:00 pm

## Saturday, May 26

Cal Poly at UC Santa Barbara*	1:00 pm
Pacific at Cal State Northridge*	1:00 pm
Long Beach State at Cal State Fullerton*	6:00 pm
UC Irvine at UC Riverside*	6:00 pm

## Sunday, May 27

Cal Poly at UC Santa Barbara*	1:00 pm
Long Beach State at Cal State Fullerton*	1:00 pm
Pacific at Cal State Northridge*	1:00 pm
UC Irvine at UC Riverside*	1:00 pm

## Friday-Monday, June 1-4

NCAA Regionals	TBA
----------------	-----

## Friday-Monday, June 8-11

NCAA Super Regionals	TBA
----------------------	-----

## Friday-Monday, June 15-25

College World Series	TBA
----------------------	-----

*! Lamar Tournament (Beaumont, Texas)*

*\$ UTPA Citrus Tournament (Edinburg, Texas)*

*& Pacific Tournament (Stockton, Calif.)*

*\* Conference Games*

*Big West teams are in bold*

*All times are Pacific*



# Preseason Information

## 2007 Returning Big West Statistical Leaders

Category - Hitting	Player, Team (2006 Rank)	No.
Batting Average	Cody Cipriano, UCI (3rd)	.354
Slugging Percentage	Cody Cipriano, UCI (7th)	.521
On-base Percentage	Cody Cipriano, UCI (4th)	.455
Runs Scored	Taylor Holiday, UCI (5th)	48
Hits	Evan McArthur, CSF (T9th)	69
	Adam Ching, PAC (T9th)	69
Runs Batted In	Justin Baum, PAC (3rd)	46
Doubles	Cody Cipriano, UCI (T3rd)	18
Triples	Robert Perry, LBSU (T3rd)	4
Home Runs	Justin Baum, PAC (2nd)	12
Total Bases	Evan McArthur, CSF (10th)	105
Walks	Robbie Blauer, UCSB (9th)	30
Hit By Pitch	Taylor Holiday, UCI (1st)	18
Sac Bunts	Ben Orloff, UCI (1st)	26
Sac Flies	Robert Perry, LBSU (T2nd)	5
	Brandon Godfrey, LBSU (T2nd)	5
	Jaime Martinez, UCI (T2nd)	5
Stolen Bases	Gary Dudrey, UCI (T2nd)	24

Category - Pitching	Player, Team (2006 Rank)	No.
Earned Run Average	Justin Segal, UCSB (1st)	2.29
Innings Pitched	Wes Roemer, CSF (1st)	.220
Strikeouts	Wes Roemer, CSF (1st)	145
Wins	Wes Roemer, CSF (2nd)	13
Saves	Blair Erickson, UCI (T1st)	13
Appearances	Justin Segal, UCSB (2nd)	36
Games Started	Wes Roemer, CSF (1st)	20

## Big West Coaches Poll

No.	School	Pts.
1.	Cal State Fullerton (7)	63
2.	UC Riverside	50
3.	UC Irvine (1)	48
4.	Long Beach State	43
5.	Cal Poly	31
6.	UC Santa Barbara	23
7.	Pacific	22
8.	Cal State Northridge	8

( ) — First-place votes

## Preseason All-Americans

### Baseball America

Name	Team	Cl.	Pos.
------	------	-----	------

### Collegiate Baseball

Name	Team	Cl.	Pos.
Wes Roemer, 1st	CSF	Jr.	SP
James Simmons, 2nd	UCR	Jr.	SP
Cody Cipriano, 3rd	UCI	Sr.	2B
Blair Erickson, 3rd	UCI	Sr.	RP

### NCBWA

Name	Team	Cl.	Pos.
Wes Roemer, 1st	CSF	Jr.	SP
Blair Erickson, 1st	UCI	Sr.	RP

## Returning First Team All-Big West Players

Pos.	Name, School	B/T	Ht.	Wt.	Cl.	Hometown/Previous School
SP	Wes Roemer, CSF ('06)	R/R	6-0	185	Jr.	Glendora, Calif./Glendora HS
INF	Justin Baum, PAC ('05)	R/R	6-0	195	Jr.	La Mesa, Calif./Grossmont HS
RP	Blair Erickson, UCI ('04)	R/R	6-1	210	Sr.	Fair Oaks, Calif./Jesuit HS

## Preseason National Rankings

### Baseball America

Team	2006 Record
1. Rice	57-13
2. Miami	42-24
3. Clemson	53-16
4. Texas	41-21
5. North Carolina	54-15
6. South Carolina	41-25
7. Arkansas	39-21
8. Vanderbilt	38-27
9. Virginia	47-15
10. Wichita State	46-22
11. Tennessee	31-24
12. Georgia Tech	50-18
13. UCLA	33-25
14. Tulane	43-21
15. Cal State Fullerton	50-15
16. Oregon State	50-16
17. Nebraska	42-17
18. Florida State	44-21
19. Pepperdine	42-21
20. Arizona State	37-21
21. Evansville	43-22
22. Oklahoma State	41-20
23. Winthrop	46-18
24. TCU	39-23
25. Mississippi	44-22
26. UC Riverside	29-25
27. Georgia	47-23
28. N.C. State	40-23
29. USC	25-33
30. Kentucky	44-17

### Collegiate Baseball

Team	2006 Record
1. Rice	57-13
2. Clemson	53-16
3. South Carolina	41-25
4. Arkansas	39-21
5. North Carolina	54-15
6. Miami	42-24
7. Texas	41-21
8. Vanderbilt	38-27
9. Nebraska	42-17
10. Virginia	47-15
11. Georgia Tech	50-18
12. Cal State Fullerton	50-15
13. Florida State	42-21
14. Arizona State	37-21
15. TCU	39-23
16. Tulane	43-21
17. Wichita State	46-22
18. Tennessee	31-24
19. Pepperdine	42-21
20. Mississippi	44-22
21. Baylor	37-26
22. Georgia	47-23
23. Stanford	33-27
24. Oklahoma State	41-20
25. USC	25-33
26. UCLA	33-25
27. Arizona	27-28
28. Evansville	43-22
29. Oral Roberts	41-16
30. Long Beach State	29-27



# Cal Poly

## Quick Facts

Location: ..... San Luis Obispo, Calif.  
 Enrollment: ..... 18,400  
 Founded: ..... 1901  
 Colors: ..... Forest Green and Gold  
 Nickname: ..... Mustangs

President: ..... Dr. Warren J. Baker  
 Director of Athletics: ..... Alison Cone  
 SWA: ..... Barbara Martinez  
 Media Relations Director: ..... Brian Thurmond  
 Baseball SID: ..... Eric Burdick  
 Phone: ..... (805) 756-6550  
 Fax: ..... (805) 756-2650  
 Email Address: ..... eburdick@calpoly.edu  
 Website Address: ..... www.gopoly.com

Head Coach: ..... Larry Lee  
 Alma Mater (Year): ..... Pepperdine (1983)  
 Career Record: ..... 130-98-2 (4 seasons)  
 Record at CP: ..... 130-98-2 (4 seasons)  
 Assistant Coach: ..... Jason Kelly  
 Assistant Coach: ..... Jesse Zepeda  
 Baseball Office: ..... (805) 756-6367

Letterwinners Returning/Lost: ..... 19/20  
 Position Starters Returning/Lost: ..... 4/7  
 Pitchers Returning/Lost: ..... 8/9  
 2006 Overall Record: ..... 29-27  
 2006 Big West Record: ..... 10-11, 4th place

## Stadium Facts

Stadium: ..... Baggett Stadium  
 Capacity: ..... 1,734  
 Dimensions: ..... 335, 385, 405, 385, 335  
 Date Opened: ..... Jan. 21, 2001  
 Press Box Phone: ..... (805) 756-7456  
 Top Attendance: ..... 3,284 (5/6/05)  
 ..... vs. Cal State Fullerton  
 All-time Record at Stadium ..... 97-68



## About The Mustangs

• Cal Poly (29-27) was one win shy of posting its third consecutive 30-plus win season. The Mustangs ended the season in fourth place in the Big West with a 10-11 record.

• The Mustangs opened the 2006 season with a 9-2 record, which was the best start since the 1997 season and the second best start since going Division I.

• In 2006 Cal Poly won seven of its first eight games against teams ranked in the top 25, including a season-opening sweep of then-No. 21 Fresno State. But the Mustangs their final five games against ranked opponents -- two to Oregon State and all three games of a Big West series against Cal State Fullerton by a total of five runs.

• The Mustangs return 19 letterwinners from last season, including All-Big West Honorable Mention selection Grant Desme. Cal Poly will rely on the veterans to replace the void of powerhouses Josh Lansford and Jimmy Van Ostrand. Lansford led the squad with a .353 batting average, while Van Ostrand tallied a team-high .561 slugging percentage and recorded a conference-high 13 home runs.

• Cal Poly is ranked 20th in *Collegiate Baseball's* annual rundown of NCAA Division I baseball recruiting classes. Five of the Mustang recruits have been drafted and six of the 10 high school recruits were on the final 2005 Area Code Team. The four draftees are outfielder Luke Yoder, outfielder Logan Schafer, left-handed pitcher Tommy Palica and right-handed pitcher Marc Nobriga. In addition to Yoder and Berlind, shortstop Kyle Smith, catcher/first baseman Wes Dorrell, outfielder DJ Gentile, and right-handed pitcher Steven Fischback all made the final 2005 Area Code Team.


• During the 2007 season, the Cal Poly Mustangs will face six teams that participated in the 2006 NCAA Tournament, including three of the last four College World Series champions in 2007. The Mustangs host 2006 champion Oregon State in March and 2004 title winner Cal State Fullerton in May while visiting 2003 winner Rice in March.



Grant Desme  
1B/Outfield

• Cal Poly lost a record six players to the Major League Baseball draft last June and two other players signed free-agent contracts. Three other seniors completed their eligibility last spring, leaving numerous holes to fill in 2007. The Mustangs lost all three starting pitchers, their closer and five of the eight position starters.

• Cal Poly is still looking for its first-ever NCAA Division I postseason playoff berth. The Mustangs, ranked as high as No. 22 by Baseball America last season after sprinting to a 9-2 start, won just seven of its next 19 games, dropping out of the polls, and finished the year winning just 20 of its last 45 games. Cal Poly was 36-20 in 2005 and finished tied for second place in the Big West but was denied a playoff bid.



Brent Morel  
Infield

## Mustang Roster

No.	Player	Pos.	B/T	Ht.	Wt.	Cl.	Hometown (Previous School)
1	Brian Grening	P	R/R	6-0	200	Jr.*	Lake Oswego, Ore. (Cuesta College)
2	Ryan Lee	OF	R/R	5-11	185	So.*	Los Altos, Calif. (St. Francis HS)
4	Kyle Smith	INF	R/R	6-1	185	Fr.	Visalia, Calif. (Buchanan HS)
5	Chad Pruett	OF	L/L	5-9	175	Jr.*	Rocklin, Calif. (Rocklin HS)
6	Pat Pezet	INF	L/R	5-8	182	Jr.*	Rocklin, Calif. (Rocklin HS)
8	Brent Morel	INF	R/R	6-1	210	So.	Bakersfield, Calif. (Centennial HS)
11	Adam Melker	OF	L/L	5-11	174	Fr.	Claremont, Calif. (Claremont HS)
12	Grant Desme	1B/OF	R/R	6-2	215	Jr.	Bakersfield, Calif. (San Diego State)
13	Scott Domingues	INF	R/R	6-0	175	Jr.	Santa Maria, Calif. (Hancock College)
14	Logan Schafer	OF	L/L	6-1	175	So.*	Los Gatos, Calif. (Cuesta College)
15	Joshua Thomas	C	R/R	5-11	215	Jr.	Santa Maria, Calif. (Hancock College)
16	Adam Buschini	INF	R/R	6-2	210	So.	San Ramon, Calif. (California HS)
17	Thomas Eager	P	R/R	6-2	205	So.	Merced, Calif. (Merced HS)
18	Luke Yoder	OF	R/R	6-0	205	Fr.	Bakersfield, Calif. (Liberty HS)
19	DJ Mauldin	P	R/R	6-0	190	So.	Livermore, Calif. (De La Salle HS)
20	Marc Nobriga	P	R/R	6-1	215	Jr.	Honolulu, Hawaii (Hartnell College)
23	Kyle Carson	1B	R/R	6-0	180	Jr.*	Yucaipa, Calif. (Yucaipa HS)
24	Bryan Kepner	OF	L/R	6-2	220	Sr.	Whittier, Calif. (Cerritos College)
25	Ryan Cunningham	P	R/L	6-6	210	Jr.*	Fullerton, Calif. (Santa Ana College)
26	Grant Theophilus	P	L/L	6-4	225	Jr.*	Huntington Beach, Calif. (Golden West College)
27	Matt Leonard	P	L/L	5-11	180	Fr.	Napa, Calif. (Justin-Siena HS)
28	Mark DeVincenzi	P	R/R	5-10	190	Fr.*	Napa, Calif. (Justin-Siena HS)
29	Jason Laws	C	L/R	6-2	200	So.	San Diego, Calif. (Rancho Bernardo HS)
30	Corey Barthel	OF	L/R	6-2	215	So.*	Mission Viejo, Calif. (Capistrano Valley HS)
31	DJ Gentile	OF	R/R	6-2	200	Fr.	Petaluma, Calif. (Casa Grande HS)
32	Ryan Huston	P	R/R	6-1	202	Fr.*	Bakersfield, Calif. (Centennial HS)
33	Eric Massingham	P	R/R	6-2	215	So.	Benicia, Calif. (De La Salle HS)
34	Derrick Saito	P	L/L	5-9	160	So.	Wailuku, Hawaii (HP Baldwin HS)
35	Frankie Reed	P	L/L	6-1	170	Fr.	Simi Valley, Calif. (Simi Valley HS)
37	Wes Dorrell	C	L/R	6-2	225	Fr.	Clovis, Calif. (Clovis HS)
38	Kevin Castner	P	R/R	6-4	230	Fr.*	Lafayette, Calif. (Acalanes HS)
39	Buster Mueller	P	R/R	6-2	195	Fr.	Poway, Calif. (Poway HS)
40	Steven Fischback	P	R/R	6-2	190	Fr.	Walnut Creek, Calif. (Las Lomas HS)
41	Andrew Slorp	P	R/R	6-5	215	Sr.*	Morgan Hill, Calif. (Santa Clara)
42	Greg Swertfager	OF	L/L	6-0	205	Jr.*	Bakersfield, Calif. (Garces Memorial HS)
44	Quentin Cate	C	R/R	6-1	208	Fr.*	Cambria, Calif. (San Luis Obispo HS)
47	Kevin Waldron	P	R/R	6-2	205	Sr.	Ventura, Calif. (Buena HS)
49	Evan Reed	P	R/R	6-4	225	Jr.	Quincy, Calif. (Quincy HS)

\*Has utilized his redshirt year



**Grant Desme**  
1B/OF • R/R • Jr.  
Bakersfield, Calif.  
**#12**



**Brent Morel**  
IF • R/R • So.  
Bakersfield, Calif.  
**#8**

### 2006 Highlights

- Earned 2006 All-Big West Honorable Mention honors.
- Finished second on the team in runs scored with 35, while boasting a .975 fielding percentage in centerfield.
- Recorded 12 doubles and eight home runs during the 2006 season.

### 2006 Highlights

- During his freshman season he posted a .259 batting average and recorded 36 hits in 139 at bats.
- Scored 21 runs in 2006, while driving in an additional 20 runs.
- Tallied nine multiple-base hits last season (five doubles, four home runs).

## 2007 Schedule

Date	Opponent	Time
Jan. 26	at San Diego	2:00 p.m.
Jan. 27	at San Diego	1:00 p.m.
Jan. 28	at San Diego	1:00 p.m.
Jan. 30	at USC	6:00 p.m.
<b>Feb. 2</b>	<b>San Diego State</b>	<b>6:00 p.m.</b>
<b>Feb. 3</b>	<b>San Diego State</b>	<b>1:00 p.m.</b>
<b>Feb. 4</b>	<b>San Diego State</b>	<b>1:00 p.m.</b>
<b>Feb. 6</b>	<b>Fresno State</b>	<b>6:00 p.m.</b>
<b>Feb. 9</b>	<b>Nevada</b>	<b>6:00 p.m.</b>
<b>Feb. 10</b>	<b>Nevada</b>	<b>1:00 p.m.</b>
<b>Feb. 11</b>	<b>Nevada</b>	<b>1:00 p.m.</b>
<b>Feb. 16</b>	<b>Washington</b>	<b>6:00 p.m.</b>
<b>Feb. 17</b>	<b>Washington</b>	<b>1:00 p.m.</b>
<b>Feb. 18</b>	<b>Washington</b>	<b>11:00 a.m.</b>
Feb. 23	at Santa Clara	6:00 p.m.
Feb. 24	at Santa Clara	1:00 p.m.
Feb. 25	at Santa Clara	1:00 p.m.
<b>March 2</b>	<b>Loyola Marymount</b>	<b>6:00 p.m.</b>
<b>March 3</b>	<b>Loyola Marymount</b>	<b>1:00 p.m.</b>
<b>March 4</b>	<b>Loyola Marymount</b>	<b>1:00 p.m.</b>
March 9	at UNLV	6:30 p.m.
March 10	at UNLV	2:00 p.m.
March 11	at UNLV	1:00 p.m.
March 16	at Rice	5:00 p.m.
March 17	at Rice	Noon
March 18	at Rice	10:00 a.m.
<b>March 24</b>	<b>Oregon State</b>	<b>6:00 p.m.</b>
<b>March 25</b>	<b>Oregon State</b>	<b>1:00 p.m.</b>
<b>March 26</b>	<b>Oregon State</b>	<b>1:00 p.m.</b>
March 30	at Pacific*	2:00 p.m.
March 31	at Pacific*	1:00 p.m.
April 1	at Pacific*	1:00 p.m.
<b>April 5</b>	<b>Cal State Northridge*</b>	<b>6:00 p.m.</b>
<b>April 6</b>	<b>Cal State Northridge*</b>	<b>6:00 p.m.</b>
<b>April 7</b>	<b>Cal State Northridge*</b>	<b>1:00 p.m.</b>
April 13	at UC Irvine*	6:00 p.m.
April 14	at UC Irvine*	6:00 p.m.
April 15	at UC Irvine*	1:00 p.m.
<b>April 20</b>	<b>UC Riverside*</b>	<b>6:00 p.m.</b>
<b>April 21</b>	<b>UC Riverside*</b>	<b>6:00 p.m.</b>
<b>April 22</b>	<b>UC Riverside*</b>	<b>1:00 p.m.</b>
April 27	at Fresno State	6:30 p.m.
April 28	at Fresno State	6:30 p.m.
April 29	at Fresno State	1:00 p.m.
May 4	at Long Beach State*	6:30 p.m.
May 5	at Long Beach State*	2:00 p.m.
May 6	at Long Beach State*	1:00 p.m.
<b>May 11</b>	<b>UC Davis</b>	<b>6:00 p.m.</b>
<b>May 12</b>	<b>UC Davis</b>	<b>6:00 p.m.</b>
<b>May 13</b>	<b>UC Davis</b>	<b>1:00 p.m.</b>
<b>May 18</b>	<b>Cal State Fullerton*</b>	<b>6:00 p.m.</b>
<b>May 19</b>	<b>Cal State Fullerton*</b>	<b>6:00 p.m.</b>
<b>May 20</b>	<b>Cal State Fullerton*</b>	<b>1:00 p.m.</b>
May 25	at UC Santa Barbara*	2:00 p.m.
May 26	at UC Santa Barbara*	1:00 p.m.
May 27	at UC Santa Barbara*	1:00 p.m.

\* Big West game  
All times Pacific  
Home games in **bold**



## Cal Poly



Larry Lee

Head Coach

5th Season

Larry Lee enters his fifth season as the Cal Poly Mustangs' skipper. Over the four-year span he has accumulated a 130-98-2 record.

Last season Cal Poly was one win shy of posting its third consecutive 30-plus win season at 29-27. The Mustangs' 10-11 Big West record earned them a fourth place finish.

In 2005, Lee guided the Mustang squad to its best Big West finish in school history, after tying Long Beach State for second place with a 14-7 record. Overall, Cal Poly concluded the year with back-to-back 30-plus win seasons.


In his second year at the Cal Poly helm, Lee set a school record for wins in a Division I season with 2004's 38-23-1 mark. In his first season with Cal Poly, Lee helped the Mustangs to their second straight fourth-place finish in the Big West with a 28-12-1 overall record.

Lee came to the Mustangs program on July 22, 2002, after 16 seasons as head coach at Cuesta College, where he led the Cougars to four trips to the California Community College State Final Four (1992, 1997, 2001, 2002). Lee pushed Cuesta to the Southern California Regionals in his last six years with the program to lift his total to 11.

Under Lee's leadership, Cuesta claimed nine Western State Conference titles, including the last six in a row, and averaged 38 wins during that six-year stretch. His teams produced a 267-119 record in conference games.

Before becoming head coach at Cuesta College in 1987, Lee served as an assistant coach for the Cougars for two seasons and at Cal Poly for one. Lee earned a bachelor's degree in physical education/kinesiology from Pepperdine in 1983 and a master's degree in physical education from Cal Poly in 1985 as well as an adaptive physical education credential from Cal Poly in 1988.

Lee's Career Coaching Record						
Year	School	W	L	T	Pct.	
1987	Cuesta	20	14	0	.588	
1988	Cuesta	22	18	0	.550	
1989	Cuesta	9	25	0	.265	
1990	Cuesta	23	15	2	.600	
1991	Cuesta	27	16	0	.628	
1992	Cuesta	25	18	0	.581	
1993	Cuesta	18	19	0	.486	
1994	Cuesta	36	14	0	.720	
1995	Cuesta	20	23	1	.466	
1996	Cuesta	33	14	0	.702	
1997	Cuesta	44	11	0	.800	
1998	Cuesta	33	8	0	.805	
1999	Cuesta	37	12	0	.755	
2000	Cuesta	34	13	0	.723	
2001	Cuesta	36	12	0	.750	
2002	Cuesta	43	9	0	.827	
2003	Cal Poly	27	28	1	.491	
2004	Cal Poly	38	23	1	.621	
2005	Cal Poly	36	20	0	.643	
2006	Cal Poly	29	27	0	.518	
20 year total		590	339	5	.634	



## Cal Poly Coaching Records

Name	Seasons	Overall	Pct.	Conf.	Record	Pct.
Howie O'Daniels	1942, 1956-57	34-37-1	.479	None, CCAA		
George Egan	1943	6-4	.600	None		
Vern Meacham, Richard Schwartz	1945	10-8	.556	None		
Joseph Duel	1946	3-7-9	.300	None		
Robert Mott	1947-52, 1954	124-78-1	.613	CCAA	7-5	.583
Tom Lee	1953, 1955	21-32	.396	CCAA		
Bill Hicks	1958-69	269-264-1	.505	CCAA		
Augie Garrido	1970-72	84-63	.571	CCAA		
Berdy Harr	1973-83	297-249-6	.538	CCAA	95-102	.482
Steve McFarland	1984-93	290-257	.530	CCAA	150-144	.510
Kent Agler, Doug Noce	1994	31-21	.596	CCAA	18-11	.620
Ritch Price	1995-2002	217-228-1	.488	WAC	31-29	.517
				BWC	72-88	.450
Larry Lee	2003-present	130-98-2	.570	BWC	43-41	.512

## 2006 Results

Date	Opponent	Result
1/27	No. 21 Fresno State	W, 6-3
1/28	No. 21 Fresno State	W, 4-1
1/29	No. 21 Fresno State	W, 9-8
2/3	at San Jose State	L, 6-0
2/4	at San Jose State	W, 3-2
2/5	at San Jose State	W, 9-6
2/8	British Columbia%	W, 14-9
2/10	at Loyola Marymount	L, 10-8
2/11	at Loyola Marymount	W, 16-4
2/12	at Loyola Marymount	W, 5-1
2/17	at San Diego State	W, 7-3
2/18	at San Diego State	W, 4-1
2/19	at San Diego State	L, 10-8
2/24	Santa Clara	L, 15-9
2/25	Santa Clara	L, 7-5
2/26	Santa Clara	W, 3-2
3/3	No. 25 San Diego	W, 4-0
3/4	No. 25 San Diego	W, 8-6
3/5	No. 25 San Diego	L, 5-4
3/10	at UC Santa Barbara	L, 8-7 (12)
3/11	UC Santa Barbara	W, 6-2
3/12	at UC Santa Barbara	L, 8-7
3/18	at No. 19 Washington	W, 5-4
3/19	at No. 19 Washington	W, 18-3
3/20	at Washington	L, 9-8 (10)
3/22	Dartmouth	L, 6-4
3/23	Dartmouth	W, 7-4
3/24	Cal State Northridge	L, 5-0
3/25	Cal State Northridge	L, 9-7
3/26	Cal State Northridge	L, 7-6
4/1	Pacific (DH)*	L, 11-9, W 6-3
4/2	Pacific*	W, 8-2
4/7	at Cal State Northridge*	L, 5-3
4/8	at Cal State Northridge*	W, 7-6
4/9	at Cal State Northridge*	W, 11-3
4/13	UC Irvine*	W, 2-1
4/14	UC Irvine*	L, 4-3
4/15	UC Irvine*	L, 4-1
4/21	at UC Riverside*	L, 9-3
4/22	at UC Riverside*	W, 8-4
4/23	at UC Riverside*	W, 9-1
4/28	at No. 5 Oregon State	L, 3-0
4/29	vs. New Mexico&	W, 6-4 (10)
4/29	at No. 5 Oregon State	L, 8-4
5/5	Long Beach State*	W, 8-2
5/6	Long Beach State*	L, 7-0
5/7	Long Beach State*	L, 13-4
5/12	at UC Davis	L, 6-5
5/13	at UC Davis	W, 8-5
5/14	at UC Davis	W, 6-4
5/19	at No. 2 Cal State Fullerton*	L, 6-4
5/20	at No. 2 Cal State Fullerton*	L, 3-1
5/21	at No. 2 Cal State Fullerton*	L, 1-0
5/26	UC Santa Barbara*	L, 11-6
5/27	UC Santa Barbara*	W, 4-1
5/28	UC Santa Barbara*	W, 8-6

\* Big West game  
% Exhibition  
& at Corvallis, Ore.  
All times Pacific  
Home games in **bold**

## 2006 Mustang Batting Stats

Player	AVG	GP	GS	AB	R	H	2B	3B	HR	RBI	TB	SLG%	BB	HBP	SO	GDP	OB%	SF	SH	SB	ATT
Laws, Jason	1.000	1	0	1	0	1	0	0	0	0	1	1.00	0	0	0	0	1.00	0	0	0	0
Lansford, Josh	.353	56	56	235	33	83	12	3	7	39	122	.519	20	3	40	5	.405	4	0	5	10
Pruett, Chad	.333	12	0	3	3	1	1	0	0	0	2	.667	0	0	2	0	.333	0	0	0	0
Canepa, Matt	.326	53	48	178	21	58	7	0	1	35	68	.382	14	8	19	5	.396	2	3	1	1
Kepner, Bryan	.323	39	29	99	17	32	5	1	2	15	45	.455	12	8	23	2	.433	1	0	0	0
Barthel, Corey	.310	19	10	42	4	13	2	0	0	8	15	.357	7	0	15	2	.408	0	0	0	0
Van Ostrand, Jimmy	.297	56	56	212	46	63	13	2	13	49	119	.561	32	15	33	12	.425	0	0	1	4
Gardiner, Jimmy	.288	53	40	153	24	44	6	0	1	18	53	.346	21	4	29	1	.381	3	8	5	9
Desme, Grant	.287	52	49	195	35	56	12	1	8	33	94	.482	19	1	49	4	.349	3	0	8	11
Lee, Ryan	.273	24	3	22	3	6	0	1	0	1	8	.364	2	0	2	1	.333	0	1	2	3
Buschini, Adam	.266	42	29	109	22	29	5	0	1	10	37	.339	24	2	25	3	.407	0	1	2	3
Morel, Brent	.259	48	37	139	21	36	5	0	4	20	53	.381	10	2	39	4	.314	2	5	3	3
Walker, Brent	.250	36	36	132	31	33	4	0	0	17	37	.280	32	6	11	1	.410	3	6	20	25
Brownstein, Mike	.250	8	2	12	0	3	0	0	0	2	3	.250	1	0	5	0	.308	0	0	0	0
Carson, Kyle	.250	4	0	4	2	1	1	0	0	0	2	.500	1	0	2	0	.400	0	0	0	0
Cooper, Matt	.248	49	39	141	24	35	8	3	1	16	52	.369	16	2	22	2	.331	1	5	5	7
Gil, Gilbert	.229	49	35	109	16	25	4	0	1	13	32	.294	13	2	16	0	.323	0	7	1	2
Pezet, Pat	.229	25	10	35	6	8	1	0	1	4	12	.343	4	1	9	0	.325	0	3	0	0
Woodcox, Jonathan	.184	22	12	49	5	9	2	0	0	8	11	.224	4	2	13	1	.268	1	1	0	0
Luque, Jacob	.174	22	13	46	9	8	1	0	1	4	12	.261	8	1	12	0	.309	0	2	2	5
Swertfager, Greg	.000	5	0	5	0	0	0	0	0	0	0	.000	0	0	0	1	.000	0	0	0	0
Norris, Bud	.000	1	0	0	0	0	0	0	0	0	0	.000	0	0	0	0	.000	0	0	0	0
<b>Totals</b>	<b>.283</b>	<b>56</b>	<b>56</b>	<b>1921</b>	<b>323</b>	<b>544</b>	<b>89</b>	<b>11</b>	<b>41</b>	<b>292</b>	<b>778</b>	<b>.405</b>	<b>240</b>	<b>57</b>	<b>366</b>	<b>44</b>	<b>.376</b>	<b>20</b>	<b>42</b>	<b>56</b>	<b>83</b>
Opponents	.274	56	56	1885	287	516	93	14	26	251	715	.379	240	65	360	40	.370	28	42	30	54

## 2006 Mustang Pitching Stats

Player	ERA	W-L	APP	GS	CG	SHO	CBO	SV	IP	H	R	ER	BB	SO	HR	AB	B/Avg	WP	HBP	BK
Slorp, Andrew	0.00	0-0	11	0	0	0	0	0	12.1	7	2	0	8	7	0	40	.175	2	3	1
Saito, Derrick	0.00	0-0	1	0	0	0	0	0	0.1	1	0	0	0	1	0	2	.500	0	0	0
Burgard, Matt	2.35	0-0	5	0	0	0	0	0	7.2	4	2	2	2	3	1	24	.167	0	2	0
Roquet, Rocky	2.36	1-1	24	0	0	0	1	10	34.1	28	12	9	19	41	1	126	.222	4	3	3
Waldron, Kevin	3.38	1-0	3	1	0	0	0	0	5.1	3	2	2	4	1	0	17	.176	0	1	0
Massingham, Eric	3.78	1-1	9	0	0	0	0	0	16.2	22	11	7	11	10	1	75	.293	2	0	0
Eager, Thomas	4.15	1-2	13	0	0	0	0	1	21.2	14	11	10	18	16	0	75	.187	0	4	0
Theophilus, Grant	4.20	1-1	5	0	0	0	0	0	15.0	15	9	7	4	14	1	55	.273	5	1	1
Fien, Casey	4.44	6-5	30	9	1	0	0	2	99.1	113	54	49	14	53	8	393	.288	8	9	0
Norris, Bud	4.55	8-6	18	18	1	0	0	0	110.2	118	67	56	57	61	7	414	.285	7	15	2
Reed, Evan	4.58	1-1	11	8	0	0	0	0	35.1	37	20	18	23	24	1	131	.282	10	5	4
Daley, Gary	5.48	7-8	19	19	1	0	1	0	110.0	124	77	67	61	110	6	424	.292	16	19	0
Mauldin, DJ	5.65	2-2	18	1	0	0	0	0	28.2	30	20	18	19	19	0	109	.275	5	3	1
<b>Totals</b>	<b>4.43</b>	<b>29-27</b>	<b>56</b>	<b>56</b>	<b>3</b>	<b>1</b>	<b>1</b>	<b>13</b>	<b>497.1</b>	<b>516</b>	<b>287</b>	<b>245</b>	<b>240</b>	<b>360</b>	<b>26</b>	<b>1885</b>	<b>.274</b>	<b>59</b>	<b>65</b>	<b>12</b>
Opponents	5.08	27-29	56	56	5	5	1	14	495.2	544	323	280	240	366	41	1921	.283	38	57	9

## Quick Facts

Location: ..... Fullerton, Calif.  
Enrollment: ..... 35,040  
Founded: ..... 1957  
Colors: ..... Navy, Orange and White  
Nickname: ..... Titans

President: ..... Dr. Milton A. Gordon  
Director of Athletics: ..... Brian Quinn  
SWA: ..... Dr. Allison Rich  
Associate AD/Media Relations: ..... Mel Franks  
Baseball SID: ..... Michael Greenlee  
Phone: ..... (714) 278-3081  
Fax: ..... (714) 278-3141  
Email Address: ..... mgreenlee@fullerton.edu  
Website Address: ..... www.fullertontitans.com

Head Coach: ..... George Horton  
Alma Mater (Year): ..... Cal State Fullerton (1978)  
Career Record: ..... 452-187-1 (10 seasons)  
Record at CSF: ..... 452-187-1 (10 seasons)  
Assistant Coach: ..... Rick Vanderhook  
Assistant Coach: ..... Jason Gill  
Volunteer Assistant Coach: ..... Bill Kernen  
Baseball Office: ..... (714) 278-3789

Letterwinners Returning/Lost: ..... 13/15  
Position Starters Returning/Lost ..... 4/6  
Pitchers Returning/Lost: ..... 7/6  
2006 Overall Record: ..... 50-15  
2006 Big West Record: ..... 18-3, 1st place

## Stadium Facts

Stadium: ..... Goodwin Field  
Capacity: ..... 3,500  
Dimensions: ..... 330, 385, 400, 385, 330  
Date Opened: ..... April 18, 1992  
Press Box Phone: ..... (714) 278-5327  
Top Attendance: ..... 3,654  
..... 4 times in 2005  
All-time Record at Stadium ..... 341-102



## About The Titans

• Cal State Fullerton, boasting an 18-3 conference record, claimed its third consecutive Big West title and earned the conference's automatic berth to the NCAA Tournament, making it the Titans' 14th consecutive postseason appearance. The 2006 season marked the 28th year the Titans have competed in the NCAA postseason - 20th time as a member of the Big West.

• Cal State Fullerton advanced to the College World Series unscathed. Fullerton rolled through a Regional and Super Regional at Goodwin Field, winning five straight games by a combined score of 41-8. At the CWS the Titans knocked off ACC powers Georgia Tech and Clemson, but fell short to North Carolina and became the fifth team to say good-bye to Omaha.


• Justin Turner, Danny Dorn and David Cooper were named to the College World Series All-Tournament Team. Dorn, along with Blake Davis, Brandon Tripp, Lauren Gagnier and Wes Roemer grabbed Fullerton Regional All-Tournament honors.

• The Titans concluded the 2006 season with their eighth consecutive 35-plus win season at 50-15.


• The Titan trio of Wes Roemer, Lauren Gagnier and Dustin Miller spearheaded a pitching squad that produced the nation's lowest team ERA at 2.73 with three 12-game winners. The 2006 *Collegiate Baseball* Co-National Player of the Year, Roemer, is the lone returnee from the impressive threesome. Roemer finished the season 13-2 with a 2.38 earned run average as the Friday-night starter. He registered 145 strikeouts in 155 innings pitched, while giving up just seven walks.

• With the Titans returning only four position starters from last season's squad, Cal State Fullerton will need to replace its power numbers created by the departures of All-American Justin Turner, Blake Davis and Danny Dorn. Turner rewrote the Big West record book in career games (253), at bats (1,008) and hits (331). In 2006 he led the conference in hits (102) and total bases (141), while also leading the team in batting average and RBI. Davis scored a conference-high 64 runs and tied Dorn for the team's second-best batting average at .351.

• While Roemer is set to headline the pitching staff, senior Evan McArthur will be the front-runner at the plate this season. He enters the year as the Titans' top returning hitter from last season with a .303 batting average. The 2006 All-Big West honorable mention selection recorded 69 hits, ninth best in the conference, scored 44 runs and drove in an additional 36.



Evan McArthur  
Third Base



Wes Roemer  
Pitcher

• Cal State Fullerton who opens with a three-game home-series against Stanford, is scheduled to face seven teams that advanced to postseason play just a season ago.

• Cal State Fullerton led all Big West schools with nine selections in the 2006 MLB Amateur Draft, including junior Blake Davis, who was taken in the fourth round by the Baltimore Orioles.

• Cal State Fullerton baseball's recruiting effort has been rewarded with a pair of top ten rankings by the two major college baseball publications. The Titans' incoming class, assembled by Recruiting Coordinator and Assistant Coach Jason Gill, has been ranked eighth by *Collegiate Baseball*, while *Baseball America* has it one spot lower at ninth in the nation.

• With 188 Big West career wins, head coach George Horton moved into a second-place tie with former Fresno State coach Bob Bennett in all-time conference career victories.



# Cal State Fullerton

## Titan Roster

No.	Player	Pos.	B/T	Ht.	Wt.	Cl.	Hometown (Previous School)
1	Corey Jones	INF	L/R	5-10	175	Fr.	Camarillo, Calif. (Camarillo HS)
2	Khrist Davis	OF	R/R	5-11	195	Fr.	Glendale, Ariz. (Deer Valley HS)
3	Ryan Aguayo	INF	R/R	5-10	180	Fr.	Pico Rivera, Calif. (Servite HS)
4	Clark Hardman	OF	L/R	6-1	195	Jr.	Trabuco Canyon, Calif. (Mission Viejo HS)
5	Jon Wilhite	INF	L/R	6-0	190	Jr.	Manhattan Beach, Calif. (Mira Costa HS)
9	Ryan Ackland	RHP	R/R	6-0	185	Fr.	Yorba Linda, Calif. (Esperanza HS)
10	Jared Clark	OF/RHP	R/R	6-4	215	Jr.	Castaic, Calif. (Valencia HS)
11	Evan McArthur	3B	R/R	6-2	195	Sr.	Medford, Ore. (Eastern Arizona CC)
12	Mike Anderson	RHP	R/R	6-3	215	Fr.	Irvine, Calif. (Woodbridge HS)
13	Matt Fahey	OF	SR	5-11	195	So.	Oakland, Calif. (Head-Royce HS)
15	Bryan Harris	RHP/INF	R/R	6-2	200	Sr.	Tustin, Calif. (LSU)
18	Billy Pinkerton	INF	R/R	6-0	190	Fr.	San Marino, Calif. (Arcadia HS)
19	Nate Bridges	INF	R/R	6-2	195	Fr.	Yorba Linda, Calif. (Villa Park HS)
20	Matt Wallach	C	L/R	6-2	210	Jr.	Yorba Linda, Calif. (Cypress College)
22	Jeff Soulages	RHP	R/R	6-2	195	Jr.	Pleasanton, Calif. (Ohlone College)
23	Dustin Garneau	C	R/R	6-1	190	So.	San Pedro, Calif. (San Pedro HS)
24	Wes Roemer	RHP	R/R	6-0	185	Jr.	Glendora, Calif. (Glendora HS)
25	Joel Weeks	INF	S/R	5-9	180	Jr.	Cypress, Calif. (Cypress College)
26	Michael Morrison	RHP	R/R	6-1	190	Fr.	Cypress, Calif. (Cypress HS)
27	Travis Kelly	RHP	R/R	5-11	195	Fr.	Alta Loma, Calif. (Los Osos HS)
30	Cory Arbiso	RHP	R/R	6-3	200	So.	La Mirada, Calif. (Buena Park HS)
31	Adam Jorgensen	RHP	R/R	5-11	175	Jr.	Costa Mesa, Calif. (La Quinta HS)
32	Paul Canedo	LHP	S/L	5-10	170	Jr.	Diamond Bar, Calif. (Santa Ana College)
33	Nolan Bruynickx	RHP	R/R	6-0	195	Jr.	San Gabriel, Calif. (Arcadia HS)
34	Chris Jones	OF	R/R	6-2	225	So.	San Clemente, Calif. (Texas A&M)
35	John Curtis	C	L/R	6-2	210	Sr.	Newhall, Calif. (Hart HS)
36	Justin Klipp	RHP	R/R	6-4	230	Sr.	Bell Canyon, Calif. (Cuesta College)
37	Dennis Gerbasi	OF	L/L	5-11	165	Fr.	Orange, Calif. (Orange HS)
38	Dustin Birosak	LHP	L/L	6-2	190	Jr.	Chino Hills, Calif. (Fullerton College)
39	McCullough Dean	RHP	R/R	6-1	210	Fr.	Vista, Calif. (Vista HS)
40	Brendan Hall	LHP	L/L	6-1	210	Fr.	Peachtree City, Ga. (McIntosh HS)
41	Joe Scott	INF	R/R	6-0	175	So.	Corona, Calif. (Centennial HS)
43	Jake Vasquez	INF	L/R	6-0	229	Sr.	Diamond Bar, Calif. (Texas A&M)
44	Nick Mahin	OF/1B	R/R	6-2	225	Jr.	Cypress, Calif. (Santa Ana College)
45	Brian Stevens	RHP	R/R	6-3	185	So.	Ventura, Calif. (Buena HS)
46	Billy Marcoe	C	R/R	5-10	180	Fr.	Bellevue, Wash. (Eastside Catholic)
47	Kyle Hardman	C/1B	R/R	6-4	230	Fr.	Trabuco Canyon, Calif. (Mission Viejo HS)
48	Jeff Kaplan	RHP	R/R	6-0	190	Jr.	Dana Point, Calif. (Irvine Valley College)
49	Brad Barragar	RHP	R/R	6-4	215	Jr.	Alta Loma, Calif. (Golden West College)
51	John Basnight	RHP	R/R	6-3	200	Fr.	Santee, Calif. (Santana HS)
52	Sean Urena	RHP	R/R	6-2	255	Fr.	Rialto, Calif. (Rialto HS)
55	Josh Fellhauer	OF	L/L	5-10	175	Fr.	Rancho Cucamonga, Calif. (Rancho Cucamonga HS)



**Evan McArthur**

3B • R/R • Sr.

Medford, Ore.

**#11**



**Wes Roemer**

SP • R/R • Jr.

Glendora, Calif.

**#24**

### 2006 Highlights

- McArthur is the top returning hitter from last season's team with a .303 batting average.
- Named 2006 All-Big West Honorable Mention.
- Enters the 2007 season as the conference's top total base returner with 105.
- Posted a .973 fielding percentage at third base.
- His seven home runs placed him second on the team last season.

### 2006 Highlights

- Received a multitude of 2006 accolades - Collegiate Baseball Co-Player of the Year, NCBWA District IX Player of the Year, All-America and Big West Pitcher of the Year.
- As the Friday-night starter he registered 13 wins in 2006 to tie for third in the nation for most victories.
- Paced the Titan pitching squad with a 2.38 ERA (second best in the conference).
- Concluded the season with 145 strikeouts in 155.0 innings pitched, while allowing just seven walks.

## 2007 Schedule


Date	Opponent	Time
<b>Feb. 2</b>	<b>Stanford</b>	<b>7:00 p.m.</b>
<b>Feb. 3</b>	<b>Stanford</b>	<b>6:00 p.m.</b>
<b>Feb. 4</b>	<b>Stanford</b>	<b>Noon</b>
Feb. 9	at UNLV	6:30 p.m.
Feb. 10	at UNLV	2:00 p.m.
Feb. 11	at UNLV	1:00 p.m.
<b>Feb. 16</b>	<b>Arizona</b>	<b>7:00 p.m.</b>
<b>Feb. 17</b>	<b>Arizona</b>	<b>6:00 p.m.</b>
<b>Feb. 18</b>	<b>Arizona</b>	<b>1:00 p.m.</b>
Feb. 20	at San Diego State	6:00 p.m.
<b>Feb. 23</b>	<b>UCLA</b>	<b>7:00 p.m.</b>
Feb. 24	at UCLA	6:00 p.m.
Feb. 25	at UCLA	1:00 p.m.
<b>Feb. 27</b>	<b>San Diego State</b>	<b>6:00 p.m.</b>
<b>March 2</b>	<b>Rice</b>	<b>7:00 p.m.</b>
<b>March 3</b>	<b>Rice</b>	<b>6:00 p.m.</b>
<b>March 4</b>	<b>Rice</b>	<b>Noon</b>
March 9	at East Carolina	2:00 p.m.
March 10	at East Carolina	11:00 a.m.
March 11	at East Carolina	9:00 a.m.
<b>March 13</b>	<b>Pepperdine</b>	<b>6:00 p.m.</b>
<b>March 14</b>	<b>San Diego</b>	<b>6:00 p.m.</b>
March 23	at Long Beach State	6:30 p.m.
March 24	at Long Beach State	6:30 p.m.
March 25	at Long Beach State	1:00 p.m.
March 30	at Cal State Northridge*	3:00 p.m.
March 31	at Cal State Northridge*	1:00 p.m.
April 1	at Cal State Northridge*	1:00 p.m.
<b>April 5</b>	<b>UC Irvine*</b>	<b>7:00 p.m.</b>
<b>April 6</b>	<b>UC Irvine*</b>	<b>7:00 p.m.</b>
<b>April 7</b>	<b>UC Irvine*</b>	<b>1:00 p.m.</b>
<b>April 10</b>	<b>USC</b>	<b>6:00 p.m.</b>
April 13	at UC Davis	2:30 p.m.
April 14	at UC Davis	1:00 p.m.
April 15	at UC Davis	1:00 p.m.
<b>April 20</b>	<b>Pacific*</b>	<b>7:00 p.m.</b>
<b>April 21</b>	<b>Pacific*</b>	<b>6:00 p.m.</b>
<b>April 22</b>	<b>Pacific*</b>	<b>1:00 p.m.</b>
April 24	at USC	6:00 p.m.
April 27	at UC Riverside*	7:00 p.m.
April 28	at UC Riverside*	6:00 p.m.
April 29	at UC Riverside*	1:00 p.m.
May 1	at Pepperdine	3:00 p.m.
<b>May 4</b>	<b>UC Santa Barbara*</b>	<b>7:00 p.m.</b>
<b>May 5</b>	<b>UC Santa Barbara*</b>	<b>6:00 p.m.</b>
<b>May 6</b>	<b>UC Santa Barbara*</b>	<b>1:00 p.m.</b>
<b>May 8</b>	<b>Loyola Marymount</b>	<b>6:00 p.m.</b>
May 11	at Wichita State	5:00 p.m.
May 12	at Wichita State	Noon
May 13	at Wichita State	11:00 a.m.
May 18	at Cal Poly*	6:00 p.m.
May 19	at Cal Poly*	6:00 p.m.
May 20	at Cal Poly*	1:00 p.m.
<b>May 25</b>	<b>Long Beach State*</b>	<b>7:00 p.m.</b>
<b>May 26</b>	<b>Long Beach State*</b>	<b>6:00 p.m.</b>
<b>May 27</b>	<b>Long Beach State*</b>	<b>1:00 p.m.</b>

\* Big West game

All times Pacific

Home games in **bold**





George Horton

Head Coach

11th Season

Under the tutelage of George Horton through the past 10 seasons, the Cal State Fullerton baseball program continues to be regarded as one of the nation's elite. Horton and his Titans have claimed three consecutive Big West titles, while tallying four consecutive 40-plus win seasons, two of which reached the 50-win plateau. Their 2006 conference win propelled them into the NCAA Tournament for the 14th consecutive year. They advanced to the College World Series undefeated in the tournament before stumbling against North Carolina and became the fifth team eliminated. For his efforts, Horton received his fifth Big West Coach of the Year accolade - the most of any Big West coach.

In 2004, Horton led the Titans to their fourth - and his first - NCAA National Championship.

In leading Cal State Fullerton to its 12th trip to the College World Series in 2004, Horton solidified himself as one of nine men to reach the heralded Omaha stage as a player and a head coach. That year the Titans went on to be crowned National Champions.

Horton added Collegiate Baseball's 2004 National Coach of the Year honor to his laundry list of accolades that include Baseball America's 2003 National Coach of the Year and five Big West Conference Coach of the Year titles (1998, 1999, 2004, 2005, 2006).

During his tenure, Horton has seen over 60 Titans selected in the Major League Baseball First-Year Player Draft. With his 452 career victories, he moves into fourth all-time among Big West coaches.



Horton began his head coaching career at Cerritos College, where he led his teams to three junior college state championships (1985, 1987, 1989) in six years. He compiled a 226-53 record and was selected National Junior College Coach of the Year in each of those title seasons.

## Horton's Career Coaching Record

Year	School	W	L	T	Pct.
1997	Cal State Fullerton	39	24	1	.617
1998	Cal State Fullerton	47	17	0	.734
1999	Cal State Fullerton	50	14	0	.781
2000	Cal State Fullerton	38	21	0	.644
2001	Cal State Fullerton	48	18	0	.727
2002	Cal State Fullerton	37	22	0	.627
2003	Cal State Fullerton	50	16	0	.758
2004	Cal State Fullerton	47	22	0	.681
2005	Cal State Fullerton	46	18	0	.719
2006	Cal State Fullerton	50	15	0	.769
<b>10 years total</b>		<b>452</b>	<b>187</b>	<b>1</b>	<b>.707</b>

## 2006 Results

Date	Opponent	Result
2/3	at No. 25 Stanford	L, 2-1
2/4	at No. 25 Stanford	L, 6-5 (10)
2/5	at No. 25 Stanford	L, 6-3
2/10	UNLV	<b>W, 9-1</b>
2/11	UNLV	<b>W, 13-4</b>
2/12	UNLV	<b>W, 3-1</b>
2/17	at UC Irvine	W, 13-7
2/18	UC Irvine	<b>W, 5-2</b>
2/19	UC Irvine	L, 7-4
2/21	Waseda University%	<b>W, 6-2</b>
2/24	at UCLA	W, 7-2
2/25	UCLA	<b>W, 3-1</b>
2/26	UCLA	<b>W, 12-6</b>
2/28	at No. 12 Pepperdine	W, 5-0
3/3	at No. 2 Rice	L, 3-2 (10)
3/4	at No. 2 Rice	L, 6-2
3/5	at No. 2 Rice	W, 15-4
3/7	San Diego State	<b>W, 10-5</b>
3/10	East Carolina	<b>W, 5-0</b>
3/11	East Carolina	<b>W, 8-0</b>
3/12	East Carolina	<b>W, 8-1</b>
3/17	at Arizona	W, 6-4
3/18	at Arizona	W, 5-3
3/19	at Arizona	W, 5-3
3/21	No. 21 Pepperdine	L, 7-4
3/24	Long Beach State	<b>W, 2-1 (11)</b>
3/25	Long Beach State	<b>W, 7-4</b>
3/26	Long Beach State	<b>W, 6-2</b>
3/29	at Loyola Marymount	W, 8-4
3/31	Cal State Northridge*	<b>W, 2-1</b>
4/1	Cal State Northridge*	<b>W, 6-1</b>
4/2	Cal State Northridge*	<b>W, 14-2</b>
4/7	at UC Irvine*	W, 7-0
4/8	at UC Irvine*	L, 2-0
4/9	at UC Irvine*	W, 8-4
4/13	UC Davis	L, 2-1
4/14	UC Davis	<b>W, 11-2</b>
4/15	UC Davis	<b>W, 8-1</b>
4/18	Loyola Marymount	L, 8-4
4/21	at Pacific*	W, 8-1
4/22	at Pacific*	W, 11-1
4/23	at Pacific*	W, 8-4
4/28	UC Riverside*	L, 9-7 (11)
4/29	UC Riverside*	<b>W, 11-3</b>
4/30	UC Riverside*	<b>W, 11-3</b>
5/5	at UC Santa Barbara*	W, 5-3
5/6	at UC Santa Barbara*	L, 8-2
5/7	at UC Santa Barbara*	W, 7-5
5/10	USC	<b>W, 7-6</b>
5/16	at San Diego State	L, 9-8
5/19	Cal Poly*	<b>W, 6-4</b>
5/20	Cal Poly*	<b>W, 3-1</b>
5/21	Cal Poly*	<b>W, 1-0</b>
5/23	at USC	W, 6-3 (11)
5/26	at Long Beach State*	W, 2-0
5/28	at Long Beach State (DH)*	W, 10-2
5/28	at Long Beach State (DH)*	W, 13-3
6/2	Saint Louis&	<b>W, 6-1</b>
6/3	No. 19 Fresno State&	<b>W, 9-2</b>
6/4	No. 19 Fresno State&	<b>W, 10-3</b>
6/9	No. 16 Missouri\$	<b>W, 7-1</b>
6/10	No. 16 Missouri\$	<b>W, 9-1</b>
6/16	vs. No. 9 North Carolina#	L, 7-5 (13)
6/18	vs. No. 7 Georgia Tech#	W, 7-5
6/20	vs. No. 2 Clemson#	W, 7-6
6/21	vs. No. 9 North Carolina#	L, 6-5

\* Big West game

% Exhibition

& NCAA Regional (Fullerton, Calif.)

\$ NCAA Super Regional (Fullerton, Calif.)

# College World Series (Omaha, Neb.)

Home games in **bold**

## Cal State Fullerton Coaching Records

Name	Seasons	Overall	Pct.	Conf.	Record	Pct.
Augie Garrido	1975-87, 1991-96	875-341-5	.719	PCAA	82-26	.759
				SCBA	173-46-1	.789
				BWC	94-34	.734
Larry Cochell	1988-90	109-68	.616	PCAA	22-19	.537
				BWC	13-5	.722
George Horton	1997-present	452-187-1	.707	BWC	188-58	.764

# Cal State Fullerton

## 2006 Titan Batting Stats

Player	AVG	GP	GS	AB	R	H	2B	3B	HR	RBI	TB	SLG%	BB	HBP	SO	GDP	OB%	SF	SH	SB	ATT
Garneau, Dustin	.667	9	0	3	0	2	0	0	0	2	2	.667	1	1	0	0	.800	0	0	0	0
Turner, Justin	.355	65	65	287	63	102	19	4	4	43	141	.491	16	9	31	5	.404	2	6	20	26
Davis, Blake	.351	64	64	259	64	91	13	5	5	39	129	.498	22	8	29	3	.414	3	11	15	22
Dorn, Danny	.351	57	46	174	37	61	13	1	4	43	88	.506	25	3	25	4	.438	1	5	7	10
Pill, Brett	.328	65	65	253	52	83	23	3	5	40	127	.502	39	10	45	4	.433	3	3	11	20
Tripp, Brandon	.321	64	63	221	44	71	11	6	9	42	121	.548	22	13	65	3	.409	3	7	10	13
Cooper, David	.305	55	36	151	16	46	9	0	2	37	61	.404	9	1	18	4	.337	5	4	0	1
Vanderhook, Cory	.304	33	19	69	12	21	5	0	1	17	29	.420	6	3	8	1	.375	2	3	1	2
McArthur, Evan	.303	64	60	228	44	69	13	1	7	36	105	.461	10	1	38	6	.332	2	8	7	10
Harris, Bryan	.295	40	24	88	10	26	5	2	0	15	35	.398	7	5	19	2	.369	3	0	2	3
Scott, Joe	.286	20	1	14	5	4	0	0	0	3	4	.286	0	1	2	0	.333	0	0	2	3
Curtis, John	.277	58	46	166	25	46	7	0	0	23	53	.319	17	2	34	0	.346	3	4	2	3
Clark, Jared	.277	56	49	166	29	46	5	1	5	30	68	.410	22	5	41	2	.374	2	3	3	5
Fahey, Matthew	.238	21	1	21	2	5	0	0	1	4	8	.381	6	0	7	0	.407	0	0	0	0
Turgeon, Joe	.233	26	8	30	4	7	0	0	0	6	7	.233	3	1	7	2	.314	1	1	2	4
Hardman, Clark	.224	62	36	147	20	33	5	0	0	12	38	.259	5	4	18	1	.268	1	8	8	9
Wilhite, Jon	.000	3	0	2	0	0	0	0	0	0	0	.000	0	1	0	0	.333	0	0	0	0
McClure, Justin	.000	2	0	1	0	0	0	0	0	0	0	.000	0	0	1	0	.000	0	0	0	0
Echevarria, Eric	.000	1	1	1	1	0	0	0	0	0	0	.000	1	0	1	0	.500	0	0	0	0
Roemer, Wes	.000	1	1	0	0	0	0	0	0	0	0	.000	0	0	0	0	.000	0	0	0	0
<b>Totals</b>	<b>.313</b>	<b>65</b>	<b>65</b>	<b>2281</b>	<b>428</b>	<b>713</b>	<b>128</b>	<b>23</b>	<b>43</b>	<b>392</b>	<b>1016</b>	<b>.445</b>	<b>211</b>	<b>68</b>	<b>389</b>	<b>37</b>	<b>.383</b>	<b>31</b>	<b>63</b>	<b>90</b>	<b>131</b>
Opponents	.226	65	65	2186	212	495	100	11	37	200	728	.333	129	67	481	31	.288	19	28	35	58

## 2006 Titan Pitching Stats

Player	ERA	W-L	APP	GS	CG	SHO	CBO	SV	IP	H	R	ER	BB	SO	HR	AB	B/Avg	WP	HBP	BK
Pestano, Vinnie	0.97	2-1	29	0	0	0	1	13	37.0	19	4	4	14	43	0	123	.154	5	3	0
Paul, Ryan	1.01	3-1	39	0	0	0	2	2	35.2	20	6	4	13	43	1	125	.160	2	4	1
Jorgenson, Adam	1.48	2-0	20	1	0	0	2	0	30.1	20	6	5	7	21	2	107	.187	4	1	0
Soulages, Jeff	1.93	0-0	4	0	0	0	1	0	4.2	3	1	1	2	3	0	17	.176	2	0	0
Roemer, Wes	2.38	13-2	21	20	3	2	1	1	155.0	126	43	41	7	145	9	573	.220	0	23	3
Arbiso, Cory	2.65	0-0	10	2	0	0	1	2	17.0	23	12	5	6	8	2	70	.329	0	1	0
Gagnier, Lauren	2.80	14-5	21	19	0	0	1	0	131.2	109	44	41	25	105	7	494	.221	6	13	6
Miller, Dustin	3.13	12-1	18	14	1	1	0	0	97.2	85	41	34	26	52	7	352	.241	2	15	0
Harris, Bryan	3.60	1-2	8	0	0	0	0	0	10.0	11	7	4	3	4	0	40	.275	0	0	1
Klipp, Justin	4.00	2-1	20	3	0	0	2	0	27.0	29	17	12	9	25	1	111	.261	5	5	1
Estes, John	4.07	1-1	24	0	0	0	0	0	24.1	23	11	11	7	18	2	91	.253	2	1	0
Pherrin, Dave	4.61	0-0	6	3	0	0	0	0	13.2	12	8	7	5	11	3	48	.250	0	1	1
Clark, Jared	15.00	0-1	4	3	0	0	0	0	6.0	15	12	10	5	3	3	35	.429	0	0	0
<b>Totals</b>	<b>2.73</b>	<b>50-15</b>	<b>65</b>	<b>65</b>	<b>4</b>	<b>6</b>	<b>3</b>	<b>18</b>	<b>590.0</b>	<b>495</b>	<b>212</b>	<b>179</b>	<b>129</b>	<b>481</b>	<b>37</b>	<b>2186</b>	<b>.226</b>	<b>28</b>	<b>67</b>	<b>13</b>
Opponents	5.82	15-50	65	65	4	1	1	9	570.1	713	428	369	211	389	43	2281	.313	58	68	21

## About The Matadors

### Quick Facts

**Location:** .....Northridge, Calif.  
**Enrollment:** .....34,560  
**Founded:** ..... 1958  
**Colors:** ..... Red, White and Black  
**Nickname:** ..... Matadors

**President:** ..... Dr. Jolene Koester  
**Director of Athletics:** ..... Rick Mazzuto  
**SWA:** ..... TBA  
**Assistant AD/Media Relations:** ..... TBA  
**Baseball SID:** ..... David Miles  
**Phone:** ..... (818) 677-3243  
**Fax:** ..... (818) 677-4950  
**Email Address:** ..... david.miles@csun.edu  
**Website Address:** ..... www.gomatadors.com

**Head Coach:** ..... Steve Rousey  
**Alma Mater (Year):** ..... Cal State Fullerton (1988)  
**Career Record:** ..... 77-146-1 (4 seasons)  
**Record at CSUN:** ..... 77-146-1 (4 seasons)  
**Assistant Coach:** ..... Robert McKinley  
**Assistant Coach:** ..... Mark Kertenian  
**Baseball Office:** ..... (818) 677-7055

**Letterwinners Returning/Lost:** ..... 16/22  
**Position Starters Returning/Lost** ..... 6/3  
**Pitchers Returning/Lost:** ..... 6/8  
**2006 Overall Record:** ..... 26-30  
**2006 Conference Record:** ..... 6-15, 8th place

### Stadium Facts

**Stadium:** ..... Matador Field  
**Capacity:** ..... 1,000  
**Dimensions:** ..... 325, 375, 400, 375, 330  
**Date Opened:** ..... March 4, 1961  
**Press Box Phone:** ..... (818) 677-4293  
**Top Attendance:** ..... 1,010 (5/7/95)  
 ..... vs. Fresno State  
**All-time Record at Stadium** ..... 731-405-11



• With a 26-30 record, Cal State Northridge surpassed the prior year's mark of 18-36-1 and for the first time in four years the Matadors tallied more than 20 wins. Their 6-15 Big West record showcased the most conference wins in three years.


• The Matadors 6-2 record to open the 2006 season was the best start under head coach Steve Rousey. Cal State Northridge compiled a nonconference record of 20-15, with five of those losses coming against ranked opponents.

• Chuckie Fick and Edwin Quirarte return to the mound this season without the arm of All-Big West pitcher Craig Baker. In 15 starts, Fick (6-7) registered a 4.48 ERA in 90.1 innings pitched. Quirarte held a 4.50 ERA in 18 appearances, 13 starts.

• With a crop of junior college transfers, the coaching staff has several new weapons at their disposal this season, including righties Eric Billings, Mark Haderlein, Phil Hann and Steven DeFratus, and southpaw Josh Herback-South. Freshman Billy Ott will also contribute on the bump.

• The Matadors return Jorge Andrade and Jonathan Sakurai to the 2007 lineup. Andrade is the team's top returner after firing a .320 batting average. He produced 34 runs and 19 RBI, while tallying a team-high .990 field percentage at the catcher position. Starting 55 of the Matadors' 56 contests, Sakurai scored a team-high 45 runs for seventh best in the conference.


• Cal State Northridge's 2007 schedule showcases five teams that advanced to the 2006 NCAA Tournament. With nonconference series at Washington and Texas Tech and home contests against Washington State, Oklahoma State and UNLV, the Matadors once again have a loaded slate ahead of them this season.



**Jorge Andrade**  
First Base

• The Matadors play 31 of their 54 contests on the road, including a season-long 10-game road trip to open the month of March. They follow that up with a nine-game road stint in the middle of April. Last season CSUN was 10-17 in contests played away from Matador Field.

• Cal State Northridge is one of four current schools that has won the Big West Conference title. Cal State Fullerton, Long Beach State and UC Santa Barbara are the other three members that have claimed the league's top prize.



**Chuckie Fick**  
Pitcher



# Cal State Northridge

## Matador Roster

No.	Player	Pos.	B/T	Ht.	Wt.	Cl.	Hometown (Previous School)
1	Jorge Andrade, Jr.	INF	R/R	6-1	190	Sr.	San Diego, Calif. (Clemson)
2	Jonathan Sakurai	INF	R/R	5-10	170	Sr.	Aiea, Hawaii (Chicago State)
3	John Parham	C	R/R	5-10	175	So.	Rialto, Calif. (Eisenhower HS)
4	Todd Shelton	UTL	S/R	5-10	185	Sr.	Bakersfield, Calif. (Oregon State)
6	Amiel Traynum	OF	R/R	6-0	175	Sr.	Decatur, Ga. (Coppin State)
7	Bobby Paschal	LHP	L/L	6-1	190	Sr.*	Northridge, Calif. (USC)
8	Anthony Reed	OF	R/R	6-0	185	Jr.*	Bakersfield, Calif. (Taft JC)
9	Kris Kasarjian	OF	L/L	6-2	210	Sr.	Westlake, Calif. (UCLA)
10	Richard Cates	UTL	L/R	5-11	185	So.	Yuba City, Calif. (Yuba City HS)
11	Jason Dabbs	INF	R/R	6-0	170	Fr.	Yucaipa, Calif. (Yucaipa HS)
12	Jimmy Jolicoeur	RHP	R/R	6-2	215	So.	Covina, Calif. (Bishop Amat HS)
13	David Carrillo	C	R/R	5-10	175	Fr.	Burbank, Calif. (Glendora HS)
14	Phillip Hann	RHP	R/R	6-2	185	Jr.	Huntington Beach, Calif. (Ventura JC)
15	Steven DeFratus	RHP	R/R	6-0	190	Jr.	Oxnard, Calif. (Ventura College)
17	PJ Rousey	RHP	R/R	6-0	190	So.*	La Crescenta, Calif. (Crescenta Valley HS)
18	Chuckie Fick	RHP	R/R	6-5	190	So.	Newberry Park, Calif. (Fresno State)
19	Alex Bardeguiz	UTL	S/R	6-2	195	Sr.	Coram, N.Y. (Villanova)
20	Jeff Pruitt	UTL	R/R	6-5	210	Fr.	Granada Hills, Calif. (San Diego CC)
21	Eric Billings	RHP	R/R	6-1	195	Jr.	San Diego, Calif. (San Diego CC)
23	Joe Rocchio	RHP	R/R	6-5	205	Sr.	Venice, Calif. (Beverly Hills HS)
24	Josh Herback-South	LHP	L/L	6-4	210	Jr.	Regina, Canada (Taft JC)
25	C.J. Belanger	OF	L/R	6-3	195	Fr.	Stanton, Calif. (Cypress HS)
26	Billy Swanson	OF	L/L	6-2	170	Fr.	Anaheim, Calif. (Oxford Academy)
29	Peter Mendez	LHP	L/L	6-0	175	Fr.	Pomona, Calif. (Garey HS)
31	Billy Ott	RHP	R/R	6-4	190	Fr.	Cypress, Calif. (Oxford Academy)
32	Ryan Juarez	RHP	R/R	6-1	200	Fr.	Norwalk, Calif. (Gahr HS)
33	Mark Haderlein	RHP	R/R	6-4	210	Jr.	Irvine, Calif. (Orange Coast JC)
34	Brian Slover	C	R/R	6-3	230	Fr.	Covina, Calif. (South Hills HS)
35	Edwin Quirarte	RHP	R/R	6-2	195	So.	Oxnard, Calif. (Oxnard HS)
36	Jared Miller	LHP	L/L	6-0	180	Fr.	Redlands, Calif. (Redlands HS)
37	Caleb Gallagher	RHP	R/R	6-0	180	Jr.	California City, Calif. (Cerra Coso College)
40	Davin Tate	RHP	R/R	6-4	235	Fr.	Mira Loma, Calif. (Kaiser HS)
42	Daniel Limbrick	UTL	S/R	5-8	160	Jr.	Oakland, Calif. (Laney JC)
50	Jowen Murray-Thornton	C	L/R	6-0	175	Jr.	Ewa Beach, Hawaii (Hartnell College)
51	Steven DeFratus	RHP	R/R	6-0	190	Jr.	Oxnard, Calif. (Ventura College)

\*Has utilized his redshirt year



**Chuckie Fick**  
SP • R/R • So.  
Newberry Park, Calif.  
**#18**

### 2006 Highlights

- During his freshman campaign Fick posted a 6-7 record in 15 career starts.
- Recorded a 4.48 earned run average in 90.1 innings pitched.
- His 72 strikeouts ranked him second on the Matador pitching squad.



**Jonathan Sakurai**  
IF • R/R • Sr.  
Aiea, Hawaii  
**#2**

### 2006 Highlights

- Finished fourth on the team with a .295 batting average.
- Posted a team-high 12 doubles, while adding one triple and one home run. He also paced the Matadors with 45 runs scored.
- Went 14-of-20 on stolen base attempts to lead the team.

## 2007 Schedule

Date	Opponent	Time
<b>Jan. 26</b>	<b>UNLV</b>	<b>1:00 p.m.</b>
<b>Jan. 27</b>	<b>UNLV</b>	<b>1:00 p.m.</b>
<b>Jan. 28</b>	<b>UNLV</b>	<b>1:00 p.m.</b>
Feb. 2	at Pacific	2:00 p.m.
Feb. 3	at Pacific	1:00 p.m.
Feb. 4	at Pacific	Noon
Feb. 9	vs. McNeese State\$	5:00 p.m.
Feb. 10	at Texas-Pan American\$	5:00 p.m.
Feb. 11	vs. Lamar\$	11:00 a.m.
Feb. 13	at Fresno State	6:00 p.m.
Feb. 14	at Fresno State	6:00 p.m.
<b>Feb. 16</b>	<b>Washington State</b>	<b>2:00 p.m.</b>
<b>Feb. 17</b>	<b>Washington State</b>	<b>1:00 p.m.</b>
<b>Feb. 18</b>	<b>Washington State</b>	<b>1:00 p.m.</b>
<b>Feb. 20</b>	<b>Rikkyo University%</b>	<b>2:00 p.m.</b>
<b>Feb. 23</b>	<b>Oklahoma State</b>	<b>2:00 p.m.</b>
<b>Feb. 24</b>	<b>Oklahoma State</b>	<b>1:00 p.m.</b>
<b>Feb. 25</b>	<b>Oklahoma State</b>	<b>Noon</b>
March 2	at Texas Tech	4:30 p.m.
March 3	at Texas Tech	Noon
March 4	at Texas Tech	11:00 a.m.
March 6	at Loyola Marymount	3:00 p.m.
March 9	at UC Santa Barbara	2:00 p.m.
March 10	at UC Santa Barbara	1:00 p.m.
March 11	at UC Santa Barbara	1:00 p.m.
March 16	at Washington	3:00 p.m.
March 17	at Washington	2:00 p.m.
March 18	at Washington	Noon
<b>March 20</b>	<b>Loyola Marymount</b>	<b>3:00 p.m.</b>
<b>March 30</b>	<b>Cal State Fullerton*</b>	<b>3:00 p.m.</b>
<b>March 31</b>	<b>Cal State Fullerton*</b>	<b>1:00 p.m.</b>
<b>April 1</b>	<b>Cal State Fullerton*</b>	<b>1:00 p.m.</b>
<b>April 3</b>	<b>Fresno State</b>	<b>3:00 p.m.</b>
April 5	at Cal Poly*	6:00 p.m.
April 6	at Cal Poly*	6:00 p.m.
April 7	at Cal Poly*	1:00 p.m.
April 13	at Long Beach State*	6:30 p.m.
April 14	at Long Beach State*	2:00 p.m.
April 15	at Long Beach State*	1:00 p.m.
April 20	at UCLA	6:00 p.m.
April 21	at UCLA	2:00 p.m.
April 22	at UCLA	1:00 p.m.
<b>April 27</b>	<b>UC Santa Barbara*</b>	<b>3:00 p.m.</b>
<b>April 28</b>	<b>UC Santa Barbara*</b>	<b>1:00 p.m.</b>
<b>April 29</b>	<b>UC Santa Barbara*</b>	<b>1:00 p.m.</b>
May 4	at UC Davis	2:30 p.m.
May 5	at UC Davis	1:00 p.m.
May 6	at UC Davis	1:00 p.m.
<b>May 10</b>	<b>UC Riverside*</b>	<b>3:00 p.m.</b>
May 12	at UC Riverside*	1:00 p.m.
<b>May 13</b>	<b>UC Riverside*</b>	<b>1:00 p.m.</b>
May 18	at UC Irvine*	6:00 p.m.
May 19	at UC Irvine*	1:00 p.m.
May 20	at UC Irvine*	1:00 p.m.
<b>May 25</b>	<b>Pacific*</b>	<b>3:00 p.m.</b>
<b>May 26</b>	<b>Pacific*</b>	<b>1:00 p.m.</b>
<b>May 27</b>	<b>Pacific*</b>	<b>1:00 p.m.</b>

\* Big West game


\$ UTPA Citrus Tournament (Edinburg, Texas)

% Exhibition

All times Pacific

Home games in **bold**





Steve Rousey

Head Coach

5th Season

Steve Rousey enters his fifth season as head coach for Cal State Northridge after posting a 26-30 overall record in 2006 and finishing eighth in the Big West with a 6-15 record. Now 77-146-1, Rousey is confident in the growth of his Matador program.

The 2006 season was the best year since Rousey took over the helm of the Matador program. They opened the season with a 6-2 mark and went on to post their first 20-plus win season. The six conference wins was also the highest total in three years.

As a coach and a player, Rousey has experience getting his teams to the College World Series. The top assistant coach at Cal State Northridge for the 2001 and 2002 seasons, Rousey helped lead the Matadors to a two-year record of 75-39. In 2002, the coach helped guide the Matadors to an impressive 41-17 overall record, a Big West title and its first trip to the NCAA Regionals since 1996.

In Rousey's first season as a Matadors pitching coach, he guided his staff to a 4.60 ERA and 459 strikeouts in 492.2 innings. The Matadors ranked second in the Big West Conference in strikeouts, fourth in ERA and gave up the third fewest earned runs in the conference in 2001. Before coaching at Cal State Northridge, Rousey's 12-year coaching career included stints at Long Beach State and Los Angeles City College. While coaching at LBSU, Rousey helped the 49ers advance to the 1998 College World Series.

Before his career as a coach, Rousey was a top pitcher at Cal State Fullerton. Rousey played in the College World Series twice (1982, 1984), helping the team to the National Championship in 1984 while compiling an 8-3 record with a 3.47 ERA.

A fourth-round pick by the Seattle Mariners in 1984, he spent five years playing professionally in the Mariners and Montreal Expos organizations.

## Rousey's Career Coaching Record

Year	School	W	L	T	Pct.
2003	Cal State Northridge	14	42	0	.250
2004	Cal State Northridge	19	38	0	.333
2005	Cal State Northridge	18	36	1	.327
2006	Cal State Northridge	26	30	0	.464
4 year total		77	146	1	.346



## 2006 Results

Date	Opponent	Result
1/27	at No. 12 Arizona State	W, 13-2
1/28	at No. 12 Arizona State	L, 9-4
1/29	at No. 12 Arizona State	L, 8-1
2/3	Nevada	W, 7-4
2/4	Nevada	W, 14-0
2/5	Nevada	W, 5-1
2/10	New Orleans	W, 4-3
2/11	New Orleans	W, 11-3
2/12	New Orleans	L, 15-12
2/14	British Columbia%	L, 9-3
2/17	Washington	L, 7-3
2/18	Washington	L, 16-6
2/19	Washington	L, 2-1
2/20	Washington	W, 8-7
2/24	UC Riverside	W, 1-0
2/25	UC Riverside	L, 13-8
2/26	UC Riverside	L, 7-2
3/3	at Oklahoma State	L, 10-3
3/4	at Oklahoma State	L, 8-2
3/5	at Oklahoma State	W, 11-6 (10)
3/10	at No. 10 Arkansas	L, 6-5
3/11	at No. 10 Arkansas	L, 8-1
3/12	at No. 10 Arkansas	L, 8-6
3/17	Loyola Marymount	L, 10-0
3/18	Loyola Marymount	W, 6-3
3/19	at Loyola Marymount	W, 7-2
3/20	Dartmouth	W, 5-4
3/24	at Cal Poly	W, 5-0
3/25	at Cal Poly	W, 9-7
3/26	at Cal Poly	W, 7-6
3/31	at No. 2 Cal State Fullerton*	L, 2-1
4/1	at No. 2 Cal State Fullerton*	L, 6-1
4/2	at No. 2 Cal State Fullerton*	L, 14-2
4/7	Cal Poly*	W, 5-3
4/8	Cal Poly*	L, 7-6
4/9	Cal Poly*	L, 11-3
4/11	at No. 23 San Diego	W, 2-1
4/13	Long Beach State*	W, 4-3
4/15	Long Beach State* (DH)	L, 5-1
4/15	Long Beach State* (DH)	W, 4-3 (10)
4/28	at UC Santa Barbara*	L, 4-2
4/29	at UC Santa Barbara*	L, 8-4
4/30	at UC Santa Barbara*	W, 4-0
5/5	UC Davis	L, 12-1
5/6	UC Davis	W, 18-5
5/7	UC Davis	W, 8-2
5/9	San Diego	W, 10-6
5/12	at UC Riverside*	W, 9-4
5/13	at UC Riverside*	L, 8-5
5/14	at UC Riverside*	L, 16-5
5/16	at Loyola Marymount	W, 16-9
5/19	UC Irvine*	W, 6-2
5/20	UC Irvine*	L, 3-0
5/21	UC Irvine*	L, 3-1
5/26	at Pacific*	L, 6-2
5/27	at Pacific*	L, 4-1
5/28	at Pacific*	L, 4-2

\* Big West game  
% Exhibition  
All times Pacific  
Home games in **bold**

## Cal State Northridge Coaching Records

Name	Seasons	Overall	Pct.	Conf.	Record	Pct.
Phil Munroe	1959-61	34-38	.471	CCAA	5-13	.278
Stan Charnofsky	1962-66	80-99-7	.449	CCAA	36-47-2	.435
Bob Hiebert	1967-84	586-412-8	.586	CCAA	245-158	.608
Terry Craven	1985-88	122-103-1	.542	CCAA	64-55	.538
Bill Kernen	1989-1995	240-154-3	.608	CCAA	37-21-1	.627
				WAC	39-38	.506
Mike Batesole	1996-2002	256-158-1	.618	WAC	21-9	.700
				BWC	28-14	.667
Steve Rousey	2003-present	77-146-1	.346	BWC	21-63	.250

# Cal State Northridge

## 2006 Matador Batting Stats

Player	AVG	GP	GS	AB	R	H	2B	3B	HR	RBI	TB	SLG%	BB	HBP	SO	GDP	OB%	SF	SH	SB	ATT
Blumenthal, Brett	.325	39	31	114	10	37	3	1	2	24	48	.421	12	8	21	4	.413	4	4	1	1
Lyons, Scott	.321	48	42	156	22	50	3	0	1	30	56	.359	11	8	30	1	.388	3	1	4	8
Andrade Jr., Jorge	.320	55	53	203	34	65	12	1	3	19	88	.433	17	4	29	8	.384	0	1	3	3
Sakurai, Jonathan	.295	55	55	210	45	62	12	1	1	19	79	.376	24	7	25	2	.383	2	8	14	20
Kasarjian, Kris	.295	47	41	146	23	43	10	1	0	19	55	.377	13	9	22	1	.387	0	2	2	2
Coit, Johnny	.294	52	50	160	33	47	7	1	1	21	59	.369	29	3	22	2	.409	1	7	4	6
Scott, James	.294	39	36	143	15	42	10	1	2	25	60	.420	7	2	34	2	.331	2	0	0	0
Lemmon, Steve	.291	52	46	151	26	44	12	1	5	27	73	.483	18	7	26	5	.385	3	2	0	0
Wilson, Paul	.287	43	22	101	17	29	4	1	2	19	41	.406	3	6	14	3	.333	4	1	2	2
Hagstrom, Erik	.283	40	10	60	6	17	2	0	0	5	19	.317	10	2	9	1	.403	0	0	0	1
McMahon, Rodney	.273	14	2	22	4	6	2	0	1	2	11	.500	1	1	8	0	.333	0	0	0	0
Ravago, Raymond	.269	33	25	93	12	25	5	0	0	6	30	.323	8	5	22	3	.358	0	6	2	2
Cates, Richard	.255	38	28	98	11	25	1	0	1	8	29	.296	2	3	17	0	.288	1	1	2	3
Shelton, Todd	.215	43	30	93	15	20	3	1	1	7	28	.301	12	7	36	0	.345	1	4	7	10
Auten, Chris	.200	14	5	25	2	5	0	0	0	3	5	.200	1	0	9	0	.231	0	0	0	0
Bardeguet, Alex	.196	31	15	56	9	11	4	0	0	4	15	.268	2	5	10	0	.286	0	0	1	1
Fleener, Adam	.143	11	3	14	2	2	0	0	0	0	2	.143	1	2	5	0	.294	0	0	0	0
Parham, John	.125	27	9	32	4	4	0	1	0	3	6	.188	3	2	9	3	.243	0	3	0	0
Scott, Noah	.111	6	1	9	0	1	0	0	0	2	1	.111	1	0	3	2	.200	0	0	0	0
McGuire, Chase	.000	14	0	10	0	0	0	0	0	1	0	.000	2	1	2	0	.231	0	0	0	0
<b>Totals</b>	<b>.282</b>	<b>56</b>	<b>56</b>	<b>1896</b>	<b>290</b>	<b>535</b>	<b>90</b>	<b>10</b>	<b>20</b>	<b>244</b>	<b>705</b>	<b>.372</b>	<b>177</b>	<b>82</b>	<b>353</b>	<b>37</b>	<b>.365</b>	<b>21</b>	<b>40</b>	<b>42</b>	<b>59</b>
Opponents	.274	56	56	1886	326	517	97	10	40	283	754	.400	212	52	367	32	.360	19	38	56	81

## 2006 Matador Pitching Stats

Player	ERA	W-L	APP	GS	CG	SHO	CBO	SV	IP	H	R	ER	BB	SO	HR	AB	B/Avg	WP	HBP	BK
Scott, James	0.00	0-0	2	0	0	0	0	0	1.1	1	0	0	2	2	0	5	.200	0	1	0
Jolicoeur, Jimmy	3.53	1-0	19	3	0	0	0	1	35.2	29	18	14	22	19	2	127	.228	10	4	1
Garcia, Eddie	3.86	0-0	5	0	0	0	1	0	4.2	3	3	2	5	5	0	16	.188	0	1	0
Baker, Craig	3.97	6-9	18	16	2	1	1	0	102.0	105	54	45	33	102	3	394	.266	7	5	4
Brett, Jimmy	4.38	4-2	30	4	0	0	1	3	76.0	88	51	37	25	53	8	305	.289	8	11	0
Fick, Chuckie	4.48	6-7	15	15	0	0	0	0	90.1	80	54	45	36	72	4	337	.237	10	15	3
Quirarte, Edwin	4.50	4-7	18	13	1	1	1	0	78.0	81	46	39	23	46	10	296	.274	2	6	0
Paschal, Bobby	5.80	1-2	20	4	0	0	2	1	35.2	34	28	23	27	29	1	131	.260	5	0	4
Rocchio, Joe	6.85	3-1	24	0	0	0	0	6	23.2	39	24	18	17	13	4	102	.382	3	3	0
Gaylord, Matt	6.98	1-1	18	0	0	0	0	0	19.1	22	18	15	6	16	1	78	.282	1	0	0
King, Taylor	7.11	0-0	6	0	0	0	0	0	6.1	8	5	5	2	2	1	24	.333	0	2	1
Beck, Luke	9.39	0-0	8	0	0	0	1	0	7.2	10	10	8	8	4	4	31	.323	0	1	0
Jean, Kyle	10.12	0-1	8	1	0	0	0	0	8.0	12	10	9	5	4	2	34	.353	1	2	0
Garcia, Bryan	99.00	0-0	2	0	0	0	0	0	0.1	5	5	5	1	0	0	6	.833	0	1	0
<b>Totals</b>	<b>4.84</b>	<b>26-30</b>	<b>56</b>	<b>56</b>	<b>3</b>	<b>4</b>	<b>2</b>	<b>11</b>	<b>489.0</b>	<b>517</b>	<b>326</b>	<b>263</b>	<b>212</b>	<b>367</b>	<b>40</b>	<b>1886</b>	<b>.274</b>	<b>47</b>	<b>52</b>	<b>13</b>
Opponents	4.20	30-26	56	56	4	2	1	12	491.0	535	290	229	177	353	20	1896	.282	46	82	14

# Long Beach State

## Quick Facts

Location: ..... Long Beach, Calif.  
 Enrollment: ..... 35,600  
 Founded: ..... 1949  
 Colors: ..... Black and Gold  
 Nickname: ..... 49ers

President: ..... Dr. F. King Alexander  
 Athletics Director: ..... Vic Cegles  
 SWA: ..... Cindy Masner  
 Assoc. AD/Media Relations: ..... Steve Janisch  
 Baseball SID: ..... Niall Adler  
 Phone: ..... (562) 985-7565  
 Fax: ..... (562) 985-1549  
 Email Address: ..... nadler@csulb.edu  
 Website Address: ..... www.longbeachstate.com

Head Coach: ..... Mike Weathers  
 Alma Mater (Year): ..... Chapman (1971)  
 Career Record: ..... 465-391-2 (16 seasons)  
 Record at LBSU: ..... 186-111 (5 seasons)  
 Assistant Coach: ..... Troy Buckley  
 Assistant Coach: ..... Nick Walsh  
 Volunteer Assistant Coach: ..... TJ Bruce  
 Baseball Office: ..... (562) 985-7548

Letterwinners Returning/Lost: ..... 14/15  
 Position Starters Returning/Lost ..... 5/4  
 Pitchers Returning/Lost: ..... 5/6  
 2006 Overall Record: ..... 29-27  
 2006 Big West Record: ..... 12-9, 2nd place

## Stadium Facts

Stadium: ..... Blair Field  
 Capacity: ..... 3,000  
 Dimensions: ..... 348, 387, 400, 387, 348  
 Date Opened: ..... April 11, 1958  
 Press Box Phone: ..... (562) 433-8605  
 Top Attendance: ..... 3,233 (6/4/05)  
 ..... vs. USC  
 All-time Record at Stadium ..... 294-133-2



## About The 49ers

• The 2006 season marked the first time Long Beach State did not reach the 30-win plateau since 1988 when it went 14-15. Their 29-27 record halted the five-year streak of postseason appearances.

• The 49ers' 12 Big West wins was the lowest conference win total for LBSU since 2001.

• Evan Longoria became the highest-ever 49er drafted, when he went third overall to the Tampa Bay Devil Rays in the 2006 Major League Baseball Amateur Draft. He also tied for the fourth-highest pick for the Big West Conference. In five seasons, head coach Mike Weathers has seen 34 players sign professional contracts.

• Despite being absent from the national polls throughout 2006, for the first time in five years, Long Beach State enters the new season ranked 30th in the *Collegiate Baseball* Preseason Poll.

• On the mound, Vance Worley enters the year as the team's number one starter, after losing Andrew Carpenter and Jared Hughes to the 2006 MLB Amateur Draft. The 49ers will feel the absence of Carpenter and Hughes, as they combined for a 15-8 record in 2006. Last season Worley appeared in 21 contests with eight starts and registered a 3.82 ERA in 73.0 innings pitched. In the final two months of play the true freshman produced a 1.65 ERA and 3-2 record.


• Long Beach State returns 14 letterwinners, including two All-Big West Second Team members - Robert Perry and Shane Peterson. Perry carries a .300 career average over three Division I seasons and was named to the 2007 Brooks Wallace National Player of the Year watch list. He batted .309 last year with 43 runs and 33 RBI over 55 starts. Last season Peterson split time between first base and pitching duties. At the plate he posted a .328 batting average and tallied a 6.23 ERA in relief.

• Big West Freshman Player of the Year and Freshman All-American Danny Espinosa returns for his sophomore campaign after playing in the Cape Cod League this past summer. Playing in all 56 games last year, he batted .281 and ranked in the Big West top 10 in doubles with 16.



**Danny Espinosa**  
Shortstop

• After facing one of the toughest schedules in the country just a season ago, Long Beach State is up for the challenge once again. The 49ers' calendar is filled with top 30 programs, nine total, including a three-game series with preseason favorite No. 1 Rice. Long Beach State will also face nine opponents that participated in the 2006 NCAA Tournament, two of which concluded their seasons at the College World Series (Cal State Fullerton and Rice).




**Robert Perry**  
Outfield

# Long Beach State

## 49er Roster

No.	Player	Pos.	B/T	Ht.	Wt.	Cl.	Hometown (Previous School)
1	Jordan Casas	IF	L/R	5-11	180	Fr.	Salinas, Calif. (Palma HS)
2	Robert Perry	OF	L/L	5-9	180	Sr.	Sunnyvale, Calif. (Santa Clara)
3	Matt Cline	SS/2B	R/R	5-10	175	Sr.	Huntington Beach, Calif. (Orange Coast CC)
4	Jason Tweedy	IF	L/R	5-11	178	Jr.	Newark, Calif. (Ohlone College)
5	AJ Pinocchio	2B/SS	S/R	5-11	180	Sr.	Sonoma, Calif. (Merced JC)
6	Steve Tinoco	OF	R/R	6-0	200	Fr.	Coto De Caza, Calif. (Tesoro HS)
7	Brandon Godfrey	1B	L/R	6-0	185	Jr.	Cypress, Calif. (Los Alamitos HS)
8	Danny Espinosa	SS	S/R	6-0	183	So.	Santa Ana, Calif. (Mater Dei HS)
9	Ted Pattock	OF	L/R	6-1	185	Jr.	Tempe, Ariz. (Chandler-Gilbert JC)
10	Brian Capon	C	R/R	5-9	185	Sr.	Anaheim, Calif. (Saddleback JC)
11	Allen Woods	OF	L/R	5-10	160	Sr.	Garden Grove, Calif. (Golden West JC)
12	Shane Peterson	LHP/1B	L/L	6-0	185	So.	Temecula, Calif. (Chaparral HS)
14	Bobby McMurray	UT	S/R	6-1	185	So.*	Chandler, Ariz. (Mesa CC)
15	Dave Roberts	RHP	L/R	6-3	210	Fr.	Renton, Wash. (East Catholic HS)
16	Brandon Godfrey	LHP	S/L	5-9	170	Fr.	Glendora, Calif. (Glendora HS)
17	Vance Worley	RHP	R/R	6-2	200	So.	Sacramento, Calif. (McClatchy HS)
19	Dustin Rasco	RHP	R/R	6-3	200	Fr.	Tomball, Texas (Tomball HS)
22	Chris Nelson	OF	R/R	5-11	185	Jr.	Temecula, Calif. (Riverside CC)
23	TJ Mittlestaedt	UT	L/R	5-10	175	Fr.	Mission Viejo, Calif. (Mission Viejo HS)
26	Trevor Johnson	LHP	L/L	6-2	180	Fr.	Brea, Calif. (Brea Olinda HS)
27	Kip Masuda	C	R/R	5-11	185	So.	Kaneohe, Hawaii (Mid-Pacific HS)
28	Kyle Morgan	OF	L/L	6-2	220	Jr.	Bakersfield, Calif. (Bakersfield CC)
29	Bryan Shaw	RHP	R/R	6-1	172	So.	Livermore, Calif. (Livermore HS)
30	Adam Wilk	LHP	L/L	6-2	165	Fr.	Buena Park, Calif. (Cypress HS)
32	Travis Howell	C	R/R	6-2	215	Fr.	Los Gatos, Calif. (California)
33	Russ Lowell	LHP	L/L	6-0	170	Fr.*	Encinitas, Calif. (La Costa Canyon HS)
35	Chris Lopez	1B	R/R	6-2	245	R-Jr.	West Covina, Calif. (East LA JC)
36	Omar Arif	LHP	L/L	6-0	195	Sr.	Mesquite, Texas (TCU)
37	Taylor Krick	C/IF	R/R	6-1	200	Fr.	Villa Park, Calif. (Orange Lutheran HS)
39	Andrew Liebel	RHP	R/R	6-0	180	Jr.	Pomona, Calif. (Damien HS)
40	Hunter Hewitt	LHP	R/L	6-1	200	Fr.*	Prospect, Ky. (Trinity HS)
41	Andre Lamontagne	RHP	R/R	6-4	190	So.	Santa Maria, Calif. (Righetti HS)
44	Jason Markovitz	LHP	L/L	6-2	180	Fr.	Santa Cruz, Calif. (Harbor HS)
45	Manny McElroy	RHP	L/R	6-6	220	Jr.	Bakersfield, Calif. (Bakersfield CC)
47	Jason Corder	OF	R/R	6-2	210	Jr.	Mission Viejo, Calif. (California)
48	Zach Barger	OF	L/R	6-0	200	Jr.	El Cajon, Calif. (Grossmont CC)

\*Has utilized his redshirt year



**Shane Peterson**


SP/1B • L/L • So.

Temecula, Calif.

**#12**

### 2006 Highlights

- Named Second Team All-Big West.
- Played in 39 of Long Beach State's 56 games during his freshman season.
- Scored 12 runs, while driving in 19.
- Long Beach State's top returning hitter after blasting a .328 hitting percentage in 2006.
- Will likely play the first base and designated hitter positions for the upcoming season.



**Vance Worley**

SP • R/R • So.

Sacramento, Calif.

**#17**

### 2006 Highlights

- Appeared in 21 games, starting eight.
- Posted a 3.82 earned run average in 73.0 innings pitched.
- Named one of the top 30 prospects in the Cape Cod League, where he concluded the season with an 1.56 ERA.
- Ended his season 3-2 with a 1.65 ERA over the final two months of the 2006 season.

## 2007 Schedule

Date	Opponent	Time
Feb. 2	at USC	6:00 p.m.
<b>Feb. 3</b>	<b>USC</b>	<b>1:00 p.m.</b>
Feb. 4	at USC	Noon
Feb. 6	at Pepperdine	2:00 p.m.
<b>Feb. 9</b>	<b>Texas</b>	<b>6:30 p.m.</b>
<b>Feb. 10</b>	<b>Texas</b>	<b>2:00 p.m.</b>
<b>Feb. 11</b>	<b>Texas</b>	<b>1:00 p.m.</b>
Feb. 16	at Rice	2:00 p.m.
Feb. 17	at Rice	Noon
Feb. 18	at Rice	11:00 a.m.
<b>Feb. 20</b>	<b>UCLA</b>	<b>6:30 p.m.</b>
<b>Feb. 23</b>	<b>California</b>	<b>6:30 p.m.</b>
<b>Feb. 24</b>	<b>California</b>	<b>2:00 p.m.</b>
March 9	at Arizona State	7:00 p.m.
March 10	at Arizona State	1:00 p.m.
March 11	at Arizona State	1:00 p.m.
March 13	at UCLA	6:00 p.m.
March 16	at Wichita State	5:00 p.m.
March 17	at Wichita State	Noon
March 18	at Wichita State	10:00 a.m.
<b>March 23</b>	<b>Cal State Fullerton</b>	<b>6:30 p.m.</b>
<b>March 24</b>	<b>Cal State Fullerton</b>	<b>6:30 p.m.</b>
<b>March 25</b>	<b>Cal State Fullerton</b>	<b>1:00 p.m.</b>
March 30	at UC Irvine*	6:00 p.m.
March 31	at UC Irvine*	6:00 p.m.
April 1	at UC Irvine*	1:00 p.m.
<b>April 5</b>	<b>Oral Roberts</b>	<b>6:30 p.m.</b>
<b>April 6</b>	<b>Oral Roberts</b>	<b>6:30 p.m.</b>
<b>April 7</b>	<b>Oral Roberts*</b>	<b>1:00 p.m.</b>
<b>April 10</b>	<b>Pepperdine</b>	<b>6:30 p.m.</b>
<b>April 13</b>	<b>Cal State Northridge*</b>	<b>6:30 p.m.</b>
<b>April 14</b>	<b>Cal State Northridge*</b>	<b>2:00 p.m.</b>
<b>April 15</b>	<b>Cal State Northridge*</b>	<b>1:00 p.m.</b>
<b>April 17</b>	<b>Loyola Marymount</b>	<b>6:30 p.m.</b>
<b>April 20</b>	<b>UC Davis</b>	<b>6:30 p.m.</b>
<b>April 21</b>	<b>UC Davis</b>	<b>2:00 p.m.</b>
<b>April 22</b>	<b>UC Davis</b>	<b>1:00 p.m.</b>
<b>April 24</b>	<b>San Diego State</b>	<b>6:30 p.m.</b>
April 27	at Pacific*	2:00 p.m.
April 28	at Pacific*	1:00 p.m.
April 29	at Pacific*	1:00 p.m.
<b>May 4</b>	<b>Cal Poly*</b>	<b>6:30 p.m.</b>
<b>May 5</b>	<b>Cal Poly*</b>	<b>2:00 p.m.</b>
<b>May 6</b>	<b>Cal Poly*</b>	<b>1:00 p.m.</b>
May 8	at San Diego State	6:00 p.m.
May 11	at UC Santa Barbara*	2:00 p.m.
May 12	at UC Santa Barbara*	1:00 p.m.
May 13	at UC Santa Barbara*	1:00 p.m.
May 15	at Loyola Marymount	3:00 p.m.
<b>May 18</b>	<b>UC Riverside*</b>	<b>6:30 p.m.</b>
<b>May 19</b>	<b>UC Riverside*</b>	<b>2:00 p.m.</b>
<b>May 20</b>	<b>UC Riverside*</b>	<b>1:00 p.m.</b>
May 25	at Cal State Fullerton*	7:00 p.m.
May 26	at Cal State Fullerton*	6:00 p.m.
May 27	at Cal State Fullerton*	1:00 p.m.

\* Big West game  
All times Pacific  
Home games in **bold**



# Long Beach State



Mike Weathers

Head Coach

6th Season

Mike Weathers enters his sixth season at the helm of the Long Beach State 49ers. Last season the 49ers opened with a series sweep over No. 17 USC, but struggled down the stretch to post an overall record of 29-27. This season Weathers looks to turn things around and win the 49ers' first Big West title in four years.

In 2005, Weathers guided the 49ers to their fifth straight trip to the NCAA Regionals after posting a 37-22 record and finishing in a tie for second in the conference at 14-7.

Weathers now boasts a 186-111 record at Long Beach State, as well as the 2003 Big West championship.

Long Beach State pitching has been one of the best in the country under the watch of Weathers. The 49ers led the nation with a 2.53 earned run average in 2005. A year earlier the 49ers ranked fourth in the nation with a 3.11 ERA. In 2003, their 2.99 team ERA ranked them fifth nationally.

Their defensive domination has also been stellar. In 2004, a .975

fielding percentage ranked Long Beach State sixth, while it was unparalleled on defense in 2003, posting a .980 mark to rank No. 1 in the nation and break the all-time Big West record.

Weathers served as an assistant to predecessor Dave Snow for nine years (1993-2001), including a position as associate head coach in 2001. In 2003, he was an assistant on the U.S. National Team that went 27-2 in the Pan American Games, earning a silver medal.

At Chapman, Weathers led his teams to three playoff appearances, including in his first season. The Panthers compiled a 47-14-2 record in 1984 and went

## Weathers' Career Coaching Record

Year	School	W	L	T	Pct.
1980	Utah	17	19	0	.472
1981	Utah	23	20	0	.575
1984	Chapman	47	14	2	.746
1985	Chapman	21	30	0	.412
1986	Chapman	20	32	0	.385
1987	Chapman	26	29	0	.473
1988	Chapman	25	27	0	.481
1989	Chapman	24	28	0	.462
1990	Chapman	32	21	0	.603
1991	Chapman	15	36	0	.294
1992	Chapman	29	24	0	.547
2002	Long Beach State	39	21	0	.650
2003	Long Beach State	41	20	0	.672
2004	Long Beach State	40	21	0	.656
2005	Long Beach State	37	22	0	.627
2006	Long Beach State	29	27	0	.518
<b>16 year total</b>		<b>465</b>	<b>391</b>	<b>2</b>	<b>.543</b>



239-241-2 during his tenure. Weathers also amassed a 40-39 record during his two-year stay at Utah. Prior to that, he served as an assistant at Fullerton College from 1978 to 1979. The 1971 Chapman graduate was a two-time All-American in baseball.

## Long Beach State Coaching Records

Name	Seasons	Overall	Pct.	Conf.	Record	Pct.
John McConnell	1954-59	86-65	.570	CCAA	17-28	.378
Dick Clegg	1960-63	52-79-1	.397	CCAA	25-38	.397
Bob Wuesthoff	1964-69	161-101-1	.615	CCAA	64-43	.598
John Gonsalves	1970-88	462-634-16	.422	PCAA	59-77	.434
				SCBA	88-123	.417
				BWC	22-71	.237
Dave Snow	1989-01	511-290-4	.637	BWC	218-90	.708
Mike Weathers	2002-present	186-111	.626	BWC	73-35	.676

## 2006 Results

Date	Opponent	Result
2/3	<b>No. 17 USC</b>	<b>W, 4-2</b>
2/4	at No. 17 USC	W, 9-6
2/5	<b>No. 17 USC</b>	<b>W, 8-6</b>
2/10	at California	W, 7-6
2/11	at California	L, 3-2
2/12	at California	L, 4-1
2/14	at No. 14 Pepperdine	L, 3-2
2/17	vs. Lamar\$	W, 11-6
2/18	vs. No. 5 Rice\$	W, 4-1
2/19	vs. Oklahoma\$	L, 2-1
2/24	<b>Illinois-Chicago</b>	<b>W, 5-3</b>
2/25	<b>Illinois-Chicago</b>	<b>W, 6-0</b>
2/26	<b>Illinois-Chicago</b>	<b>W, 10-0</b>
2/28	<b>UCLA</b>	<b>L, 6-3</b>
3/3	<b>No. 23 Baylor</b>	<b>W, 4-3</b>
3/4	<b>No. 23 Baylor</b>	<b>L, 5-3</b>
3/5	<b>No. 23 Baylor</b>	<b>L, 4-2</b>
3/7	at Loyola Marymount	W, 9-8
3/10	at No. 8 Texas	L, 4-3
3/11	at No. 8 Texas	W, 5-3
3/12	at No. 8 Texas	L, 7-3
3/17	<b>No. 19 Wichita State</b>	<b>L, 9-0</b>
3/18	<b>No. 19 Wichita State</b>	<b>L, 8-7</b>
3/19	<b>No. 19 Wichita State</b>	<b>L, 10-7</b>
3/24	at No. 4 Cal State Fullerton	L, 2-1 (11)
3/25	at No. 4 Cal State Fullerton	L, 7-4
3/26	at No. 4 Cal State Fullerton	L, 6-2
3/31	<b>UC Irvine*</b>	<b>W, 7-1</b>
4/1	<b>UC Irvine*</b>	<b>W, 6-2</b>
4/2	<b>UC Irvine*</b>	<b>W, 3-2</b>
4/11	at San Diego State	L, 4-3
4/13	at Cal State Northridge*	L, 4-3
4/15	at Cal State Northridge* (DH)	W, 5-1
4/15	at Cal State Northridge* (DH)	L, 4-3 (10)
4/18	at UCLA	L, 9-7
4/21	at UC Davis	W, 9-4
4/22	at UC Davis	W, 15-1
4/23	at UC Davis	W, 2-1
4/25	<b>San Diego State</b>	<b>W, 16-4</b>
4/28	<b>Pacific*</b>	<b>W, 5-2</b>
4/29	<b>Pacific*</b>	<b>W, 7-5</b>
4/30	<b>Pacific*</b>	<b>W, 9-3</b>
5/2	<b>Pepperdine</b>	<b>L, 5-1</b>
5/5	at Cal Poly*	L, 8-2
5/6	at Cal Poly*	W, 7-0
5/7	at Cal Poly*	W, 13-4
5/9	<b>Loyola Marymount</b>	<b>W, 5-3</b>
5/12	<b>UC Santa Barbara*</b>	<b>L, 8-6</b>
5/13	<b>UC Santa Barbara*</b>	<b>L, 4-1</b>
5/14	<b>UC Santa Barbara*</b>	<b>W, 3-1</b>
5/19	at UC Riverside*	L, 7-1
5/20	at UC Riverside*	W, 11-9 (12)
5/21	at UC Riverside*	W, 5-2
5/26	<b>No. 2 Cal State Fullerton*</b>	<b>L, 2-0</b>
5/28	<b>No. 2 Cal State Fullerton (DH)*</b>	<b>L, 10-2</b>
5/28	<b>No. 2 Cal State Fullerton (DH)*</b>	<b>L, 13-3</b>

\* Big West game  
\$ Rice Tournament  
All times Pacific  
Home games in **bold**

# Long Beach State

## 2006 49er Batting Stats

Player	AVG	GP	GS	AB	R	H	2B	3B	HR	RBI	TB	SLG%	BB	HBP	SO	GDP	OB%	SF	SH	SB	ATT
Longoria, Evan	.353	56	56	201	42	71	13	2	11	43	121	.602	40	6	29	3	.468	3	0	3	6
Pinocchio, AJ	.339	15	13	56	11	19	2	2	1	11	28	.500	4	0	7	0	.377	1	0	2	3
Peterson, Shane	.328	39	37	125	12	41	3	2	2	19	54	.432	11	8	19	2	.411	2	3	2	3
Masuda, Kip	.314	22	17	51	7	16	3	0	1	10	22	.431	4	3	12	0	.397	0	1	0	0
Perry, Robert	.309	56	55	204	43	63	7	4	3	33	87	.426	18	11	25	0	.387	5	11	9	14
Cline, Matt	.308	44	40	146	26	45	4	0	0	14	49	.336	9	9	17	2	.382	1	4	5	12
Godfrey, Brandon	.298	42	33	124	15	37	7	3	0	21	50	.403	4	3	12	7	.324	5	1	0	0
Espinosa, Danny	.281	56	55	210	31	59	16	3	0	23	81	.386	18	10	35	6	.366	0	7	8	12
Boatright, Sean	.269	28	28	108	17	29	14	0	2	16	49	.454	10	3	16	2	.344	1	0	1	1
Bradley, Scott	.256	45	31	125	15	32	5	0	1	19	40	.320	6	2	26	3	.299	1	4	1	1
Hernandez, Jose	.237	41	29	114	10	27	6	0	1	11	36	.316	4	1	19	5	.267	1	3	0	2
Cruz, Tito	.235	46	36	136	14	32	6	0	0	12	38	.279	6	3	21	2	.279	2	5	0	0
Struble, Jordan	.231	29	20	65	9	15	1	2	1	7	23	.354	13	2	8	2	.370	1	1	0	2
Lopez, Chris	.222	5	2	9	1	2	1	0	0	1	3	.333	1	0	0	0	.273	1	0	0	0
Woods, Allen	.200	14	9	25	2	5	2	0	0	0	7	.280	0	2	3	0	.259	0	2	0	0
Wolf, Tom	.197	31	14	61	7	12	2	0	1	7	17	.279	7	4	9	0	.315	1	1	0	0
Sindlinger, Chuck	.167	24	17	60	9	10	1	0	0	5	11	.183	2	2	17	2	.219	0	8	3	3
Sedano, Edgar	.160	25	5	25	4	4	2	1	0	2	8	.320	9	2	7	1	.405	1	1	0	0
Pattock, Ted	.100	18	6	20	7	2	1	0	0	0	3	.150	3	0	5	1	.217	0	1	0	0
Capon, Brian	.000	6	1	7	1	0	0	0	0	0	0	.000	0	0	1	0	.000	0	0	0	0
<b>Totals</b>	<b>.278</b>	<b>56</b>	<b>56</b>	<b>1872</b>	<b>283</b>	<b>521</b>	<b>96</b>	<b>19</b>	<b>24</b>	<b>254</b>	<b>727</b>	<b>.388</b>	<b>169</b>	<b>71</b>	<b>288</b>	<b>38</b>	<b>.356</b>	<b>26</b>	<b>53</b>	<b>34</b>	<b>59</b>
Opponents	.265	56	56	1906	247	505	74	13	21	224	668	.350	149	52	334	43	.332	20	34	55	73

## 2006 49er Pitching Stats

Player	ERA	W-L	APP	GS	CG	SHO	CBO	SV	IP	H	R	ER	BB	SO	HR	AB	B/Avg	WP	HBP	BK
Shaw, Bryan	2.25	1-2	22	0	0	0	0	4	24.0	26	9	6	3	18	0	92	.283	0	2	0
Carpenter, Andrew	2.91	7-4	16	16	5	2	0	0	117.2	102	44	38	20	99	4	428	.238	3	8	2
Liebel, Andrew	3.00	2-1	24	0	0	0	0	1	30.0	34	12	10	12	25	1	122	.279	0	2	2
Lamontagne, Andre	3.55	0-0	7	1	0	0	0	0	12.2	15	7	5	3	6	0	53	.283	0	2	0
Hughes, Jared	3.67	8-4	16	16	1	0	0	0	108.0	97	56	44	33	77	3	410	.237	8	21	0
Worley, Vance	3.82	4-7	21	8	0	0	1	1	73.0	78	44	31	28	37	3	283	.276	5	7	1
Andrade, Brett	4.05	1-2	22	1	0	0	0	3	33.1	36	16	15	13	28	2	129	.279	1	2	1
Hume, Donnie	4.22	3-4	19	9	0	0	1	4	53.1	60	26	25	14	23	2	206	.291	1	7	1
Turmail, Scott	4.91	1-2	11	4	0	0	0	0	18.1	24	14	10	10	5	1	76	.316	0	0	0
Malott, Mike	5.93	1-0	12	0	0	0	0	0	13.2	19	9	9	4	6	1	57	.333	0	1	0
Peterson, Shane	6.23	1-1	11	1	0	0	0	0	13.0	14	10	9	9	10	4	50	.280	0	0	0
<b>Totals</b>	<b>3.64</b>	<b>29-27</b>	<b>56</b>	<b>56</b>	<b>6</b>	<b>3</b>	<b>1</b>	<b>13</b>	<b>497.0</b>	<b>505</b>	<b>247</b>	<b>201</b>	<b>149</b>	<b>334</b>	<b>21</b>	<b>1906</b>	<b>.265</b>	<b>18</b>	<b>52</b>	<b>7</b>
Opponents	4.32	27-29	56	56	2	2	1	13	494.0	521	283	237	169	288	24	1872	.278	34	71	10

## Quick Facts

**Location:** .....Irvine, Calif.  
**Enrollment:** .....25,000  
**Founded:** .....1962  
**Colors:** .....Blue and Gold  
**Nickname:** .....Anteaters

**Chancellor:** .....Dr. Michael V. Drake  
**Director of Athletics:** .....Bob Chichester  
**SWA:** .....Paula Smith  
**Assoc. AD/Communications:** .....Bob Olson  
**Baseball SID:** .....Fumi Kimura  
**Phone:** .....(949) 824-9474  
**Fax:** .....(949) 824-5260  
**Email Address:** .....fkimura@uci.edu  
**Website Address:** .....www.athletics.uci.edu

**Head Coach:** .....Dave Serrano  
**Alma Mater (Year):** .....Trinity (2003)  
**Career Record:** .....95-65-2 (3 years)  
**Record at UCI:** .....67-49 (2 years)  
**Assistant Coach:** .....Sergio Brown  
**Assistant Coach:** .....Greg Bergeron  
**Assistant Coach:** .....Nathan Choate  
**Baseball Office:** .....(949) 824-4292

**Letterwinners Returning/Lost:** .....17/14  
**Position Starters Returning/Lost:** .....6/3  
**Pitchers Returning/Lost:** .....7/5  
**2006 Overall Record:** .....36-24  
**2006 Big West Record:** .....11-10, 3rd place

## Stadium Facts

**Stadium:** .....Anteater Ballpark  
**Capacity:** .....3,200  
**Dimensions:** .....335, 380, 405, 380, 335  
**Date Opened:** .....Jan. 25, 2002  
**Press Box Phone:** .....(949) 824-9905  
**Top Attendance:** .....3,083 (1/25/02)  
 .....vs. San Diego  
**All-time Record at Stadium:** .....87-64



## About The Anteaters

• UC Irvine (36-24) recorded the second-highest number of victories in its Division I history with 36 wins last season. They also reached the 30-win plateau for the third straight season.

• The Anteaters made their second NCAA Tournament appearance in three years. Unfortunately, UCI was eliminated from the Malibu Regional after dropping contests to UCLA, 3-2, and Missouri, 5-4 (14).

• With a league record of 11-10, the Anteaters concluded the season in third place - their highest finish since reinstating their program in 2002.

• The Anteaters not only led the league in stolen bases with 107, but they set a new school record as well. Four players posted double-digit swipes with Gary Dudrey leading the way with 24.

• The Anteaters also demonstrated their talent on the mound. On Tuesday, April 25, senior southpaw Glenn Swanson tossed UCI's first no-hitter in 32 years, yielding just one walk and striking out a career-high 14 batters, in a 7-0 win over the University of San Diego. For his efforts he earned Louisville Slugger National Player of the Week honors. The last time a no-hitter was thrown by a Big West school was back on March 28, 2003, when Cal Poly's Garrett Olson and Tony Saipe combined for a 7-0 win over Southern Utah. Pacific's D.J. Houlton posted the last complete game no-hitter on May 11, 2001, with an 8-0 victory over UC Riverside.

• On the mound UC Irvine returns All-Big West honorees Blair Erickson and Scott Gorgen. For the second time in three seasons Erickson led the conference in saves, tying CSF's Vinnie Pestano with 13 saves and ranking 13th in the nation. In his three-year tenure he has combined for 40 saves to sit second in the Big West record books. He needs just six more to grab the top spot. Erickson is also nine saves away from tying the NCAA record (49) set by USC's Jack Krawczyk (1995-98). As a freshman, Gorgen led all UCI starters with a 2.54 earned run average to place third in the conference. His impressive ERA was the second-lowest in Big West history for a freshman pitching over 100 innings, which earned him 2006 Big West Freshman Pitcher of the Year accolades. Erickson and Gorgen have both been named to the 2007 Roger Clemens watch list, while Erickson also received preseason All-America nods.

• *Collegiate Baseball* Preseason All-American Cody Cipriano returns to the lineup for his final season in an Anteater uniform. The Agoura, Calif., native blasted a team-high .354 batting average and .521 slugging percentage, while scoring 31 runs and knocking out 36 RBI. He is the league's top stat returner in four categories.



Scott Gorgen  
Pitcher

• *Baseball America* has recognized UC Irvine Baseball as having the 14th best recruiting class in the nation. The Anteaters, behind the efforts of assistant coach and recruiting coordinator Sergio Brown, have brought in 14 freshmen, four junior college transfers and one four-year transfer. *Baseball America* has tabbed shortstop Luis Tovar, pitchers Christian Bergman, Reid Sutor, Daniel Bibona, Cory Hamilton and Wes Etheridge as key recruits to watch at UC Irvine. Also mentioned by the publication is catcher Francis Larson.

• UC Irvine opens the 2007 season with 12 of its first 17 contests on the road. The Anteaters follow that up with a nine-game homestand before diving into conference play against Long Beach State.



Cody Cipriano  
Infield



## Anteater Roster

No.	Player	Pos.	B/T	Ht.	Wt.	Cl.	Hometown (Previous School)
1	Ollie Linton	OF	L/L	5-8	160	So.*	Winnetka, Calif. (Crespi HS)
2	Bryan Petersen	OF	L/R	6-0	200	Jr.	Northridge, Calif. (Chatsworth HS)
3	Luis Tovar	INF	R/R	6-2	183	Fr.	Yuma, Ariz. (Kofa HS)
4	Wes Etheridge	RHP	R/R	6-1	175	Jr.	Huntington Beach, Calif. (Cypress CC)
5	Cody Cipriano	INF	R/R	6-0	200	Sr.	Agoura, Calif. (Westlake HS)
6	Ben Orloff	INF	R/R	5-11	170	So.	Simi Valley, Calif. (Simi Valley HS)
7	Sammy Donabedian	C	R/R	5-7	185	So.	West Hills, Calif. (El Camino Real HS)
8	Josh Tavelli	INF	R/R	6-2	195	Sr.	Oroville, Calif. (Butte CC)
10	Tyler Vaughn	INF	R/R	6-2	199	Jr.	Colorado Springs, Colo. (Nebraska)
11	Chris Lopez	RHP	R/R	6-3	185	Jr.	West Hills, Calif. (Louisville)
12	Matthew Morris	OF	R/R	6-1	175	Sr.	Orange, Calif. (Santa Ana CC)
14	Jeffrey Cusick	INF	R/R	6-1	200	Fr.	Mission Viejo, Calif. (Santa Margarita HS)
15	Dillon Bell	OF	L/L	5-11	200	Fr.*	Bakersfield, Calif. (Bakersfield HS)
16	Brock Bardeen	OF	L/R	6-2	215	So.*	Fallbrook, Calif. (Fallbrook HS)
17	Kyle Necke	RHP	R/R	6-2	220	So.	Walnut, Calif. (Walnut HS)
20	Francis Larson	C	R/R	6-0	200	Fr.	Yorba Linda, Calif. (Esperanza HS)
21	Christian Bergman	RHP	R/R	6-1	170	Fr.	Altadena, Calif. (St. Francis HS)
23	Bryce Stowell	RHP	R/R	6-2	200	So.*	La Habra, Calif. (Pepperdine)
24	Taylor Holiday	UTL	R/R	5-11	190	Jr.	Dana Point, Calif. (Arizona State)
25	Cory Hamilton	RHP	R/R	6-0	175	Fr.	Elk Grove, Calif. (Sheldon HS)
26	Cole Hathcock	RHP	R/R	6-1	200	Fr.*	Orange, Calif. (El Modena HS)
28	Dylan Axelrod	RHP	R/R	6-0	190	Sr.	Santa Barbara, Calif. (Santa Barbara CC)
29	Sean Madigan	LHP/OF	L/L	5-11	180	Fr.	Yorba Linda, Calif. (Servite HS)
30	Daniel Bibona	LHP	L/L	5-11	160	Fr.	Lake Forest, Calif. (Santa Margarita Catholic HS)
31	Blair Erickson	RHP	R/R	6-1	225	Sr.	Fair Oaks, Calif. (Jesuit HS)
32	Scott Gorgen	RHP	R/R	5-10	183	So.	Concord, Calif. (Clayton Valley HS)
33	Gary Nakashima	RHP	R/R	6-1	195	Sr.	Yorba Linda, Calif. (El Dorado HS)
34	Thomas Calahan	LHP	L/L	6-4	250	Jr.	Mission Viejo, Calif. (Saddleback CC)
35	Zach Robinson	INF	L/R	6-3	270	Sr.	San Diego, Calif. (Point Loma Nazarene)
36	Ryan Fisher	INF	L/R	6-2	180	Fr.	Manteca, Calif. (East Union HS)
37	Nick Farinacci	INF	R/R	6-1	185	Fr.	La Quinta, Calif. (Agoura HS)
39	Mike Pugliese	C	R/R	5-11	175	Fr.	Chino Hills, Calif. (Ontario Christian HS)
41	Ramses Cardenas	LHP	L/L	6-2	180	Fr.	Bellflower, Calif. (Bellflower HS)
42	Aaron Lowenstein	C	R/R	6-1	190	Jr.*	Calabasas, Calif. (Calabasas HS)
43	Nick Baligod	OF	L/R	5-10	170	Fr.	Fairfield, Calif. (Fairfield HS)
44	Justin LaTempa	RHP	R/R	6-4	195	So.	Huntington Beach, Calif. (Huntington Beach HS)
50	Reid Suito	RHP	R/R	6-4	200	Fr.	San Diego, Calif. (Torrey Pines)
53	Tony Asaro	UTL	R/R	6-4	220	So.	Torrance, Calif. (Pepperdine)
55	Eric Pettis	RHP/OF	R/R	6-1	190	Fr.	West Hills, Calif. (El Camino Real HS)

\*Has utilized his redshirt year



**Cody Cipriano**

IF • R/R • Sr.

Agoura, Calif.

**#5**



**Blair Erickson**

RP • R/R • Sr.

Fair Oaks, Calif.

**#31**

### 2006 Highlights

- All-Big West Second Team selection.
- Led the team and finished third in the conference with a .354 batting average.
- The conference's top stat returner in four categories - batting average, slugging percentage, on-base percentage and doubles.
- Finished second on the team in runs batted in with 36.

### 2006 Highlights

- Named 2006 All-Big West Honorable Mention.
- For the second time Erickson led the Big West in saves, tying CSF's Vinnie Pestano with 13 saves. He finished the season ranked 13th in the nation.
- With a career total of 40 saves, he is only six shy of holding the top spot in the league.
- In 29 appearances, including two starts, he posted a 5-0 record.
- In 52.1 innings pitched, he registered a 2.06 ERA.

## 2007 Schedule

Date	Opponent	Time
Feb. 2	at California	1:30 p.m.
Feb. 3	at California	1:00 p.m.
Feb. 4	at California	1:00 p.m.
<b>Feb. 9</b>	<b>Loyola Marymount</b>	<b>6:00 p.m.</b>
<b>Feb. 10</b>	<b>Loyola Marymount</b>	<b>6:00 p.m.</b>
Feb. 11	at Loyola Marymount	1:00 p.m.
Feb. 16	at Houston	5:00 p.m.
Feb. 17	at Houston	5:00 p.m.
Feb. 18	at Houston	11:00 a.m.
Feb. 20	at USC	6:00 p.m.
<b>Feb. 23</b>	<b>Utah</b>	<b>6:00 p.m.</b>
<b>Feb. 24</b>	<b>Utah</b>	<b>6:00 p.m.</b>
<b>Feb. 25</b>	<b>Utah</b>	<b>1:00 p.m.</b>
Feb. 27	at Pepperdine	2:00 p.m.
March 2	at Washington	3:00 p.m.
March 3	at Washington	2:00 p.m.
March 4	at Washington	1:00 p.m.
<b>March 6</b>	<b>San Diego</b>	<b>6:00 p.m.</b>
<b>March 9</b>	<b>Nevada</b>	<b>6:00 p.m.</b>
<b>March 10</b>	<b>Nevada</b>	<b>1:00 p.m.</b>
<b>March 11</b>	<b>Nevada</b>	<b>1:00 p.m.</b>
<b>March 13</b>	<b>Portland</b>	<b>6:00 p.m.</b>
<b>March 16</b>	<b>New Mexico</b>	<b>6:00 p.m.</b>
<b>March 17</b>	<b>New Mexico</b>	<b>6:00 p.m.</b>
<b>March 18</b>	<b>New Mexico</b>	<b>Noon</b>
March 27	at UNLV	6:30 p.m.
<b>March 30</b>	<b>Long Beach State*</b>	<b>6:00 p.m.</b>
<b>March 31</b>	<b>Long Beach State*</b>	<b>6:00 p.m.</b>
<b>April 1</b>	<b>Long Beach State*</b>	<b>1:00 p.m.</b>
April 5	at Cal State Fullerton*	7:00 p.m.
April 6	at Cal State Fullerton*	7:00 p.m.
April 7	at Cal State Fullerton*	1:00 p.m.
April 10	at UCLA	6:00 p.m.
<b>April 13</b>	<b>Cal Poly*</b>	<b>6:00 p.m.</b>
<b>April 14</b>	<b>Cal Poly*</b>	<b>6:00 p.m.</b>
<b>April 15</b>	<b>Cal Poly*</b>	<b>1:00 p.m.</b>
<b>April 17</b>	<b>USC</b>	<b>6:00 p.m.</b>
April 20	at UC Santa Barbara*	2:00 p.m.
April 21	at UC Santa Barbara*	1:00 p.m.
April 22	at UC Santa Barbara*	1:00 p.m.
April 24	at Loyola Marymount	3:00 p.m.
<b>April 27</b>	<b>UC Davis</b>	<b>6:00 p.m.</b>
<b>April 28</b>	<b>UC Davis</b>	<b>6:00 p.m.</b>
<b>April 29</b>	<b>UC Davis</b>	<b>1:00 p.m.</b>
<b>May 1</b>	<b>UCLA</b>	<b>6:00 p.m.</b>
May 8	at San Diego	3:00 p.m.
May 11	at Pacific*	2:00 p.m.
May 12	at Pacific*	1:00 p.m.
May 13	at Pacific*	1:00 p.m.
May 15	at Pepperdine	3:00 p.m.
<b>May 18</b>	<b>Cal State Northridge*</b>	<b>6:00 p.m.</b>
<b>May 19</b>	<b>Cal State Northridge*</b>	<b>1:00 p.m.</b>
<b>May 20</b>	<b>Cal State Northridge*</b>	<b>1:00 p.m.</b>
May 25	at UC Riverside*	7:00 p.m.
May 26	at UC Riverside*	6:00 p.m.
May 27	at UC Riverside*	1:00 p.m.

\* Big West game

All times Pacific

Home games in bold





Dave Serrano

Head Coach

3rd Season

In just his third year at the helm of the UC Irvine program, Dave Serrano already boasts a shining resume.

It took Serrano just two seasons to guide the Anteaters to an NCAA appearance - their second in three years. UC Irvine boasted an overall record of 36-24, while finishing third in the Big West at 11-10.

In 2005, Serrano led the Anteaters to their second consecutive 30-plus win season with a 31-25 record. UCI finished fifth in the Big West with a 10-11 record.

As the pitching coach and recruiting coordinator at Cal State Fullerton, Serrano's efforts earned him accolades as the National Assistant Coach of the Year following the Titans' run to the 2004 NCAA National Championship. He is now the seventh coach to assume the head job at UC Irvine.

Through the years Serrano has helped form many All-Americans and nearly 30 pitchers have become Major League Draft selections. Each of his recruiting classes at Cal State Fullerton were ranked among the top 20 in the nation, and his last four years were ranked in the nation's top two.

Serrano's coaching career began with seven years at Cerritos College, one of which he took over as head coach. That year, the Falcons won one of the six conference titles Serrano had been a part of there, and he earned South Coast Conference Coach of the Year honors.

He also spent two years coaching at Tennessee. Between the Titans and the Volunteers, Serrano's teams reached an NCAA Regional every year for 10 years and made five trips to Omaha.

As a player, Serrano pitched at Cerritos College before moving to Cal State Fullerton in 1986.

Serrano's Career Coaching Record						
Year	School	W	L	T	Pct.	
1991	Cerritos College	28	16	2	.630	
2005	UC Irvine	31	25	0	.554	
2006	UC Irvine	36	24	0	.600	
3 year total		95	65	2	.593	



## UC Irvine Coaching Records

Name	Seasons	Overall	Pct.	Conf.	Record	Pct.
Gary Adams	1970-74	185-68-5	.727	None		
Tom Spence	1975-76	39-47-1	.454	None		
Eddie Allen	1977-78	47-51-1	.480	SCBA	10-16-1	.389
Steve Hertz	1979-80	60-61-2	.496	SCBA	27-28-1	.482
Mike Gerakos	1981-92	312-338-7	.480	SCBA	51-60	.459
				BWC	77-100	.435
John Savage	2002-2004	88-84-1	.512	BWC	32-34	.485
Dave Serrano	2005-present	67-49	.578	BWC	21-21	.500

## 2006 Results

Date	Opponent	Result
2/3	No. 25 California	L, 6-2
2/4	No. 25 California	W, 10-4
2/5	No. 25 California	W, 7-6
2/7	Loyola Marymount	W, 6-4
2/10	at Hawaii	L, 4-3
2/11	at Hawaii	W, 1-0
2/12	at Hawaii	L, 3-1
2/17	No. 9 Cal State Fullerton	L, 13-7
2/18	at No. 9 Cal State Fullerton	L, 5-2
2/19	at No. 9 Cal State Fullerton	W, 7-4
2/21	at No. 8 San Diego	W, 10-4
2/24	San Diego State	W, 4-2
2/25	San Diego State	W, 12-1
2/26	at San Diego State	W, 8-6 (10)
2/28	at UNLV	L, 10-7
3/3	Sacramento State	W, 3-1
3/4	Sacramento State	W, 5-4
3/5	Sacramento State	L, 4-2
3/7	at USC	W, 10-9 (13)
3/10	Houston	L, 3-2
3/11	Houston	L, 7-3
3/12	Houston	W, 3-2
3/14	at Loyola Marymount	W, 10-5
3/16	Oral Roberts	W, 7-2
3/17	Oral Roberts	W, 9-8
3/18	Oral Roberts	W, 10-7
3/25	at Arizona	L, 5-1
3/26	at Arizona	W, 7-1
3/31	at Long Beach State*	L, 7-1
4/1	at Long Beach State*	L, 6-2
4/2	at Long Beach State*	L, 3-2
4/7	No. 1 Cal State Fullerton*	L, 7-0
4/8	No. 1 Cal State Fullerton*	W, 2-0
4/9	No. 1 Cal State Fullerton*	L, 8-4
4/13	at Cal Poly*	L, 2-1
4/14	at Cal Poly*	W, 4-3
4/15	at Cal Poly*	W, 4-1
4/18	No. 22 USC	W, 5-0
4/21	UC Santa Barbara*	W, 12-2
4/22	UC Santa Barbara*	L, 8-7
4/23	UC Santa Barbara*	W, 14-4
4/25	San Diego	W, 7-0 (no-hitter)
4/28	at UC Davis	W, 4-2
4/29	at UC Davis	W, 4-2
4/30	at UC Davis	W, 9-7
5/2	UNLV	W, 4-3 (15)
5/9	at San Diego State	W, 8-1
5/12	Pacific*	W, 13-6
5/13	Pacific*	W, 6-3
5/14	Pacific*	L, 4-1
5/16	UCLA	L, 8-4
5/19	at Cal State Northridge*	L, 6-2
5/20	at Cal State Northridge*	W, 3-0
5/21	at Cal State Northridge*	W, 3-1
5/23	at UCLA	L, 10-1
5/26	UC Riverside*	W, 5-0
5/27	UC Riverside*	W, 5-4 (10)
5/28	UC Riverside*	L, 8-6
6/2	vs. UCLA&	L, 3-2
6/3	vs. Missouri&	L, 5-4 (14)

\* Big West game  
& NCAA Regional (Malibu, Calif.)  
All times Pacific  
Home games in **bold**

## 2006 Anteater Batting Stats

Player	AVG	GP	GS	AB	R	H	2B	3B	HR	RBI	TB	SLG%	BB	HBP	SO	GDP	OB%	SF	SH	SB	ATT
Roades, Brian	1.000	1	0	1	1	1	0	0	0	0	1	1.000	0	0	0	0	1.000	0	0	0	0
Wojcik, Tim	.400	5	0	5	1	2	1	0	0	0	3	.600	1	0	0	0	.500	0	0	0	0
Cipriano, Cody	.354	53	52	192	31	68	18	1	4	36	100	.521	28	9	45	2	.455	2	4	16	20
Dudrey, Gary	.331	54	42	142	35	47	9	3	1	14	65	.458	18	7	32	1	.426	2	9	24	31
Donabedian, Sammy	.316	13	6	19	4	6	1	0	0	0	7	.368	3	5	4	0	.519	0	2	1	3
Morris, Matt	.304	50	30	115	24	35	4	2	2	19	49	.426	8	7	21	2	.379	2	2	14	15
Tavelli, Josh	.296	44	21	81	13	24	1	1	0	10	27	.333	7	4	18	1	.380	0	3	8	13
Holiday, Taylor	.286	60	59	234	48	67	13	3	2	31	92	.393	23	18	35	2	.391	1	6	15	24
Martinez, Jaime	.278	59	49	205	25	57	11	0	8	45	92	.449	12	1	31	6	.314	5	0	6	10
Robinson, Zach	.278	45	30	115	6	32	7	0	0	27	39	.339	13	1	27	0	.341	6	1	1	1
Lundahl, Chad	.271	55	54	203	26	55	10	0	0	18	65	.320	7	1	33	5	.297	1	5	2	4
McCarthy, Danny	.269	32	20	67	11	18	2	0	0	7	20	.299	8	2	16	0	.364	0	1	2	4
McDougall, Spike	.246	25	15	57	8	14	1	0	2	5	21	.368	5	3	20	1	.338	0	2	2	3
Lowenstein, Aaron	.246	52	43	122	14	30	3	1	0	12	35	.287	6	5	23	0	.304	2	14	2	3
Werhun, Jeff	.231	22	11	39	6	9	1	0	0	4	10	.256	4	2	7	3	.333	0	4	0	0
Bardeen, Brock	.229	48	26	105	13	24	3	2	0	14	31	.295	19	9	15	1	.382	3	1	4	4
Petersen, Bryan	.226	42	15	62	13	14	5	1	0	7	21	.339	11	3	24	0	.359	2	5	3	5
Orloff, Ben	.217	56	42	152	20	33	0	0	0	16	33	.217	14	9	10	6	.320	0	26	5	10
Vaughn, Tyler	.195	36	22	77	9	15	1	0	1	6	19	.247	6	3	27	1	.276	1	5	2	2
Thorne, Geoffrey	.000	1	0	1	0	0	0	0	0	0	0	.000	0	0	1	0	.000	0	0	0	0
Swanson, Glenn	.000	1	0	0	0	0	0	0	0	0	0	.000	0	0	0	0	.000	0	0	0	0
<b>Totals</b>	<b>.276</b>	<b>60</b>	<b>60</b>	<b>1994</b>	<b>308</b>	<b>551</b>	<b>91</b>	<b>14</b>	<b>20</b>	<b>271</b>	<b>730</b>	<b>.366</b>	<b>193</b>	<b>89</b>	<b>389</b>	<b>31</b>	<b>.362</b>	<b>27</b>	<b>90</b>	<b>107</b>	<b>152</b>
Opponents	.268	60	60	2044	254	547	83	14	28	218	742	.363	167	46	427	50	.334	16	48	42	74

## 2006 Anteater Pitching Stats

Player	ERA	W-L	APP	GS	CG	SHO	CBO	SV	IP	H	R	ER	BB	SO	HR	AB	B/Avg	WP	HBP	BK
Erickson, Blair	2.06	5-0	29	2	0	0	1	13	52.1	40	13	12	33	57	1	175	.229	7	6	0
Necke, Kyle	2.49	1-1	24	0	0	0	2	4	25.1	25	11	7	10	16	1	98	.255	5	2	0
Gorgen, Scott	2.54	7-5	19	17	0	0	2	0	110.0	93	37	31	33	87	6	397	.234	7	9	4
Swanson, Glenn	2.86	9-4	21	14	2	2	2	0	91.1	94	36	29	15	69	5	337	.279	4	7	2
Cassel, Justin	3.43	7-9	18	18	4	1	0	0	134.0	136	61	51	25	99	6	513	.265	12	6	1
Rhymes, Travis	4.09	0-0	8	0	0	0	0	0	11.0	15	6	5	2	7	1	44	.341	2	4	0
Nakashima, Gary	4.33	2-2	19	7	0	0	1	3	54.0	57	29	26	17	36	4	207	.275	3	6	0
Axelrod, Dylan	4.59	3-3	28	1	0	0	1	0	49.0	57	34	25	24	43	2	188	.303	11	3	0
Lopez, Chris	6.48	1-0	8	0	0	0	0	0	8.1	9	8	6	3	6	0	35	.257	2	1	0
LaTempa, Justin	12.86	1-0	5	1	0	0	0	0	7.0	15	11	10	3	5	1	35	.429	0	0	0
Mayer, Kevin	19.29	0-0	3	0	0	0	0	0	2.1	6	6	5	1	1	1	13	.462	2	1	1
Echols, Tommy	27.00	0-0	3	0	0	0	0	0	0.2	0	2	2	1	1	0	2	.000	0	1	0
<b>Totals</b>	<b>3.45</b>	<b>36-24</b>	<b>60</b>	<b>60</b>	<b>6</b>	<b>6</b>	<b>3</b>	<b>20</b>	<b>545.1</b>	<b>547</b>	<b>254</b>	<b>209</b>	<b>167</b>	<b>427</b>	<b>28</b>	<b>2044</b>	<b>.268</b>	<b>55</b>	<b>46</b>	<b>8</b>
Opponents	4.54	24-36	60	60	7	1	1	6	537.2	551	308	271	193	389	20	1994	.276	70	89	19

## Quick Facts

**Location:** .....Riverside, Calif.  
**Enrollment:**..... 17,000  
**Founded:** ..... 1954  
**Colors:** ..... Blue and Gold  
**Nickname:** ..... Highlanders

**Chancellor:**.....Dr. France A. Córdova  
**Director of Athletics:** .....Stan Morrison  
**SWA:** .....Janet Lucas  
**Asst. AD/Media Relations Director:** .....Ross French  
**Baseball SID:**.....Mark Dodson  
**Phone:** .....(951) 827-4571  
**Fax:** .....(951) 827-5889  
**Email Address:**.....mark.dodson@ucr.edu  
**Website Address:** .....www.athletics.ucr.edu

**Head Coach:**..... Doug Smith  
**Alma Mater (Year):** .....UC Riverside (1975)  
**Career Record:**..... 57-52  
**Record at UCR:** ..... 57-52  
**Assistant Coach:** .....Andrew Checketts  
**Assistant Coach:** .....Randy Betten  
**Baseball Office:** .....(951) 827-5441

**Letterwinners Returning/Lost:** ..... 16/10  
**Position Starters Returning/Lost** ..... 6/4  
**Pitchers Returning/Lost:**..... 3/1  
**2006 Overall Record:**..... 29-25  
**2006 Big West Record:**..... 9-12, T5th place

## Stadium Facts

**Stadium:** .....Riverside Sports Complex  
**Capacity:** ..... 2,500  
**Dimensions:**..... 330, 380, 400, 380, 330  
**Date Opened:** ..... Not Available  
**Press Box Phone:**.....(951) 827-6415  
**Top Attendance:**..... 1,775 (1/27/01)  
..... vs. UCLA  
**All-time Record at Stadium**..... 116-81



## About The Highlanders


• With a 29-25 overall record, UC Riverside was one win shy of posting its fourth 30-plus win season in six years. The Highlanders finished the season in a three-way tie for fifth place in the Big West with a 9-12 record.

• For the 2007 season, UC Riverside welcomes back 16 letterwinners, which includes six starting position players and three pitchers.

• The Highlanders took a hit on offense as they lost Brett Bigler and D.J. Hollingsworth to the MLB Amateur Draft. Bigler led the conference with 27 stolen bases and a .356 batting average. Hollingsworth blasted a team-high 39 RBI and batted .351. As a team, UCR finished second in the conference with a .298 average. Looking to fill the void are Jaime Pedroza and Jeff Dunbar. Pedroza, the top returner, batted .352 last season and scored 29 runs, while driving in 31. As the starting catcher, Dunbar tallied a .996 fielding percentage while hitting .293 from the plate.

• The pitching squad will be led by preseason All-America pick James Simmons. He returns to the mound this season after posting a 9-5 record with a 2.96 earned run average in 2006. In a team-high 109.1 inning pitched, the right-handed pitcher tossed 94 strikeouts. He enters this season as a member of the Brooks Wallace and Roger Clemens watch lists. Simmons spent his summer playing in the highly-regarded Cape Cod League where he was the eighth-best overall prospect. Simmons went 4-2 with a 1.18 earned run average (third in the league) for the Cotuit Kettleers. He also had 44 strikeouts while walking only five batters in 53.1 innings. Simmons was named to the All-Star team and was the Kettleers' Co-Most Valuable Player.

• Joining Simmons on the bump are seniors Taylor Bills and Marc Rzepczynski. Bills finished the year with a 4.11 ERA in 15 appearances (12 starts), while Rzepczynski tallied a 4.47 ERA in 16 appearances (eight starts). Over the summer, Rzepczynski was listed as the fourth-best prospect out of the West Coast Collegiate League. Playing for the Aloha Knights, Rzepczynski posted a perfect 6-0 record with a 2.25 ERA and 58 strikeouts in 52 innings. He was also named to the league's all-star team.




**Jaime Pedroza**  
Infield

• UC Riverside opens the 2007 season with a six-game homestand beginning on Thursday, Feb. 1 against former Big West foe Nevada. Following the short stint at the Riverside Sports Complex, the Highlanders pack their bags as they gear up to play 11 of the next 12 contests on the road. In total, UCR plays 26 of its 56 games on the road, where they went 12-14 last season.

• The Highlanders earned the 26th spot in *Baseball America's* preseason rankings - their highest start since joining the Big West.

• Head coach Doug Smith enters his third season at the helm of the Highlanders' program with a 57-52 record (.523).




**Adam Reifer**  
Pitcher

## Highlander Roster

No.	Player	Pos.	B/T	Ht.	Wt.	Cl.	Hometown (Previous School)
1	Bryan Horst	INF	R/R	5-11	180	Fr.	Riverside, Calif. (Martin Luther King Jr.)
3	Joey Gonzales	OF	L/L	5-10	185	Fr.	Riverside, Calif. (Martin Luther King Jr.)
4	Carl Uhl	OF	L/L	5-9	180	So.	Phelan, Calif. (Serrano HS)
5	Drew Garcia	INF	S/R	6-0	170	Jr.	El Cajon, Calif. (Valhalla HS)
6	Jaime Pedroza	INF	S/R	5-10	175	Jr.	Covina, Calif. (Northview HS)
9	Ben Price	INF	S/R	6-3	205	Jr.	San Rafael, Calif. (College of Marin)
10	Mike Vass	OF	R/R	6-1	200	Jr.	Orange, Calif. (Cypress College)
11	Pat Cassa	LHP	L/L	5-11	175	Sr.	Cypress, Calif. (Arizona State)
14	Phil Boscarino	UTL	R/R	5-11	175	Fr.*	Simi Valley, Calif. (Royal HS)
15	Kyle Barratt	INF	R/R	6-4	220	Sr.	La Crescenta, Calif. (Crescenta Valley HS)
17	Joe Kelly	RHP	R/R	6-1	165	Fr.	Corona, Calif. (Corona HS)
18	Jeff Dunbar	C	R/R	6-4	230	Jr.*	Chino Hills, Calif. (Ayala HS)
20	Michael Hur	OF/RHP	R/R	6-3	190	Fr.	Stevenson Ranch, Calif. (Valencia HS)
21	Marc Rzepczynski	LHP	L/L	6-3	210	Sr.	Yorba Linda, Calif. (Servite HS)
22	Kesler Reifel	RHP	R/R	6-1	185	Fr.	Redlands, Calif. (Redlands HS)
23	Kevin Dickey	RHP/OF	R/R	6-3	185	Fr.	Mission Viejo, Calif. (Capistrano Valley HS)
24	Jordan Opdyke	C	R/R	6-1	200	So.	Yucaipa, Calif. (Nevada)
25	Aaron Wible	OF	R/R	6-3	215	Jr.	Riverside, Calif. (Riverside Poly HS)
26	Cristian Garcia	RHP	R/R	5-11	185	Fr.	San Diego, Calif. (El Capitan HS)
27	DJ Smith	RHP	R/R	6-3	190	So.	Simi Valley, Calif. (Royal HS)
28	Matt Montgomery	RHP	R/R	6-3	165	So.	Tracy, Calif. (Paloma Valley HS)
29	Dan Runzler	LHP	L/L	6-4	225	Jr.*	Simi Valley, Calif. (Royal HS)
30	Adam Reifer	RHP	R/R	6-2	195	Jr.	Mira Loma, Calif. (Jurupa Valley HS)
31	Taylor Bills	RHP	R/R	6-5	245	Sr.	Menifee, Calif. (Paloma Valley HS)
32	Paul Applebee	LHP	L/L	6-3	185	Fr.	Upland, Calif. (Damien HS)
33	Nick Salotti	1B/C	R/R	6-3	220	Sr.*	Palm Desert, Calif. (Palm Desert HS)
34	Aaron Edwards	RHP	R/R	5-11	190	Fr.	Lake Elsinore, Calif. (Elsinore HS)
35	Stephen Penney	RHP	R/R	6-7	240	So.*	San Diego, Calif. (San Diego)
36	Matt Rossman	RHP	R/R	6-5	205	Fr.*	Claremont, Calif. (Claremont HS)
37	Josh Whited	C	R/R	6-0	185	Fr.	Fontana, Calif. (Rialto HS)
38	Mark Samuelson	INF	L/R	6-5	230	Fr.*	Lake Forest, Calif. (Santa Margarita HS)
39	Sean Greer	RHP	R/R	6-2	195	Fr.*	Riverside, Calif. (Martin Luther King HS)
42	James Simmons	RHP	R/R	6-4	215	Jr.	Norco, Calif. (Norco HS)
44	Michael Brezden	C	S/R	6-2	175	Fr.	Anaheim, Calif. (Canyon HS)
48	Ryan Goetz	INF	S/R	5-10	170	Fr.	Temple City, Calif. (Bishop Amat HS)

\*Has utilized his redshirt year




**Jeff Dunbar**

C • R/R • Jr.

Chino Hills, Calif.

**#18**



**James Simmons**

SP • R/R • Jr.

Norco, Calif.

**#42**

### 2006 Highlights

- Produced a near perfect season on defense with a .996 fielding percentage as the Highlanders' catcher.
- Threw out 35 percent of potential base stealers.
- Scored 17 runs, while driving in an additional 27 runs.
- He recorded a .293 batting average in 40 games played.

### 2006 Highlights

- The lone Highlander to be named to the All-Big West second team.
- In 16 appearances he went 9-5 with a 2.96 earned run average.
- Over the summer Simmons was tabbed the eighth-best overall prospect in the Cape Cod League after going 4-2 with a 1.18 ERA.

## 2007 Schedule

Date	Opponent	Time
<b>Feb. 1</b>	<b>Nevada</b>	<b>3:00 p.m.</b>
<b>Feb. 2</b>	<b>Nevada</b>	<b>3:00 p.m.</b>
<b>Feb. 3</b>	<b>Nevada</b>	<b>1:00 p.m.</b>
<b>Feb. 9</b>	<b>Gonzaga</b>	<b>3:00 p.m.</b>
<b>Feb. 10</b>	<b>Gonzaga</b>	<b>1:00 p.m.</b>
<b>Feb. 11</b>	<b>Gonzaga</b>	<b>1:00 p.m.</b>
Feb. 13	at UCLA	6:00 p.m.
Feb. 16	at San Francisco	2:00 p.m.
Feb. 17	at San Francisco	1:00 p.m.
Feb. 18	at San Francisco	1:00 p.m.
Feb. 23	at San Diego State	6:00 p.m.
Feb. 24	at San Diego State	6:00 p.m.
Feb. 25	at San Diego State	1:00 p.m.
<b>Feb. 27</b>	<b>San Diego</b>	<b>5:00 p.m.</b>
March 2	at Oklahoma	1:00 p.m.
March 3	at Oklahoma	1:00 p.m.
March 4	at Oklahoma	11:00 a.m.
March 6	at USC	6:00 p.m.
<b>March 9</b>	<b>Portland</b>	<b>6:00 p.m.</b>
<b>March 10</b>	<b>Portland</b>	<b>1:00 p.m.</b>
<b>March 11</b>	<b>Portland</b>	<b>1:00 p.m.</b>
<b>March 13</b>	<b>San Diego State</b>	<b>6:00 p.m.</b>
<b>March 16</b>	<b>Santa Clara</b>	<b>6:00 p.m.</b>
<b>March 17</b>	<b>Santa Clara</b>	<b>1:00 p.m.</b>
<b>March 18</b>	<b>Santa Clara</b>	<b>1:00 p.m.</b>
<b>March 27</b>	<b>USC</b>	<b>5:00 p.m.</b>
March 30	at UC Davis	2:00 p.m.
March 31	at UC Davis	1:00 p.m.
April 1	at UC Davis	1:00 p.m.
<b>April 5</b>	<b>UC Santa Barbara*</b>	<b>7:00 p.m.</b>
<b>April 6</b>	<b>UC Santa Barbara*</b>	<b>3:00 p.m.</b>
<b>April 7</b>	<b>UC Santa Barbara*</b>	<b>1:00 p.m.</b>
April 10	at San Diego	3:00 p.m.
April 13	at Washington	6:30 p.m.
April 14	at Washington	2:00 p.m.
April 15	at Washington	1:00 p.m.
April 20	at Cal Poly*	6:00 p.m.
April 21	at Cal Poly*	6:00 p.m.
April 22	at Cal Poly*	1:00 p.m.
<b>April 24</b>	<b>UCLA</b>	<b>6:00 p.m.</b>
<b>April 27</b>	<b>Cal State Fullerton*</b>	<b>7:00 p.m.</b>
<b>April 28</b>	<b>Cal State Fullerton*</b>	<b>6:00 p.m.</b>
<b>April 29</b>	<b>Cal State Fullerton*</b>	<b>1:00 p.m.</b>
<b>May 1</b>	<b>San Diego State</b>	<b>6:00 p.m.</b>
<b>May 4</b>	<b>Pacific*</b>	<b>7:00 p.m.</b>
<b>May 5</b>	<b>Pacific*</b>	<b>6:00 p.m.</b>
<b>May 6</b>	<b>Pacific*</b>	<b>1:00 p.m.</b>
May 10	at Cal State Northridge*	3:00 p.m.
<b>May 12</b>	<b>Cal State Northridge*</b>	<b>1:00 p.m.</b>
May 13	at Cal State Northridge*	1:00 p.m.
May 18	at Long Beach State*	6:30 p.m.
May 19	at Long Beach State*	2:00 p.m.
May 20	at Long Beach State*	1:00 p.m.
<b>May 25</b>	<b>UC Irvine*</b>	<b>7:00 p.m.</b>
<b>May 26</b>	<b>UC Irvine*</b>	<b>6:00 p.m.</b>
<b>May 27</b>	<b>UC Irvine*</b>	<b>1:00 p.m.</b>

\* Big West game  
All times Pacific  
Home games in **bold**





Doug Smith

Head Coach

3rd Season

Doug Smith was appointed as the fourth head baseball coach in UC Riverside history in September 2004, following 25 years as the top assistant and hitting coach at his alma mater.

Smith made short work of putting his name in the record books at UCR, becoming the fastest coach in school history to reach 50 wins, doing so in just two years. He is the first coach in the program to have a winning record in his first two seasons, compiling a 57-52 mark.

In his first season at the helm, UCR posted a 28-27 record under Smith, the program's fourth consecutive winning season at the Division I level. The team improved upon that record the next year, going 29-25.

In a collegiate coaching career spanning over 1,500 games, Smith has helped the Highlanders to nine post-season appearances, including one Division II National Championship and one NCAA Division I West Regional appearance.

As the Highlanders' hitting coach, Smith has seen his teams set nearly every significant offensive school record, including batting average, home runs, runs, RBI and extra base hits. In his career, Smith has coached over 150 all-conference selections and 30 All-America selections. During that time, nearly 100 of his players have been signed to professional contracts. In addition, the 2003 Highlanders led the Big West in batting average and homers and had the fourth highest team batting average in Division I.

Smith graduated from UC Riverside in 1975 with bachelor's degrees in sociology and political science. An outstanding catcher, his senior year was highlighted by his performance in the All-Riverside Baseball Invitational Tournament, where he helped lead the Highlanders to their first-ever title and was the leading hitter at .471. Following the season he was named All-CCAA First Team.

Smith served as a part-time assistant coach from 1976 through 1980 while he pursued a master's degree in Physical Education from Cal Poly Pomona. After taking three years off to venture into private business, Smith returned to the Highlanders in 1983 and has been on the staff ever since. In 1989 Smith led the Kenai Peninsula

## Smith's Career Coaching Record

Year	School	W	L	T	Pct.
2005	UC Riverside	28	27	0	.509
2006	UC Riverside	29	25	0	.537
2 year total		57	52	0	.523



Oilers of the Alaska Summer Baseball League to a third-place finish at the National Baseball Congress Tournament in Wichita, Kansas.

## 2006 Results

Date	Opponent	Result
2/3	San Francisco	W, 8-0
2/4	San Francisco	W, 7-0
2/5	San Francisco	W, 9-7
2/7	No. 18 USC	L, 13-10
2/10	Arizona	W, 8-5
2/11	Arizona	L, 4-2
2/12	Arizona	L, 11-5
2/14	at UCLA	W, 6-4
2/17	at Santa Clara	Postponed
2/18	at Santa Clara	W, 1-0
2/19	at Santa Clara	L, 3-2 (13)
2/21	at Loyola Marymount	W, 6-3
2/24	at Cal State Northridge	L, 1-0
2/25	at Cal State Northridge	W, 13-8
2/26	at Cal State Northridge	W, 7-2
3/3	at No. 25 Oklahoma	L, 1-0 (10)
3/4	at No. 25 Oklahoma	L, 7-4
3/5	at No. 25 Oklahoma	L, 7-6
3/9	BYU (DH)	W, 7-3/W, 2-1
3/10	BYU	L, 9-5
3/25	Loyola Marymount	W, 10-7
3/26	Loyola Marymount (DH)	W, 3-1/W, 9-2
3/31	UC Davis	W, 3-2
4/1	UC Davis	L, 7-5 (10)
4/2	UC Davis	W, 5-3
4/4	at UNLV	L, 14-8
4/7	at UC Santa Barbara*	L, 8-6
4/8	at UC Santa Barbara*	W, 13-4
4/9	at UC Santa Barbara*	W, 8-1
4/11	at No. 18 USC	L, 13-9
4/18	at No. 19 San Diego	W, 11-1
4/21	Cal Poly*	W, 9-3
4/22	Cal Poly*	L, 8-4
4/23	Cal Poly*	L, 7-1
4/25	UNLV	W, 6-4
4/28	at No. 1 Cal State Fullerton*	W, 9-7 (11)
4/29	at No. 1 Cal State Fullerton*	L, 11-3
4/30	at No. 1 Cal State Fullerton*	L, 11-3
5/2	UCLA	L, 9-4
5/5	at Pacific*	W, 11-2
5/6	at Pacific*	L, 5-4
5/7	at Pacific*	L, 5-4
5/9	at No. 20 Pepperdine	W, 5-3
5/12	Cal State Northridge*	L, 9-4
5/13	Cal State Northridge*	W, 8-5
5/14	Cal State Northridge*	W, 16-5
5/16	San Diego	W, 9-8 (11)
5/19	Long Beach State*	W, 7-1
5/20	Long Beach State*	L, 11-9 (12)
5/21	Long Beach State*	L, 5-2
5/26	at UC Irvine*	L, 5-0
5/27	at UC Irvine*	L, 5-4 (10)
5/28	at UC Irvine*	W, 8-6

\* Big West game  
DH - Doubleheader  
All times Pacific  
Home games in **bold**

## UC Riverside Coaching Records

Name	Seasons	Overall	Pct.	Conf.	Record	Pct.
Records Incomplete						
Jack Smitheran	1974-2004	974-709-3	.579	BWC	35-31	.530
Doug Smith	2005-present	57-52-0	.523	BWC	20-22	.476

## 2006 Highlander Batting Stats

Player	AVG	GP	GS	AB	R	H	2B	3B	HR	RBI	TB	SLG%	BB	HBP	SO	GDP	OB%	SF	SH	SB	ATT
Bigler, Brett	.356	54	53	205	45	73	11	4	0	35	92	.449	36	6	28	4	.456	5	3	27	31
Pedroza, Jaime	.352	45	45	159	29	56	11	3	2	31	79	.497	10	1	12	1	.392	1	8	6	11
Hollingsworth, DJ	.351	52	51	185	39	65	15	1	5	39	97	.524	31	6	14	1	.449	5	9	24	30
Steinmeyer, Brian	.309	54	53	207	40	64	10	0	3	32	83	.401	21	12	29	7	.396	5	3	4	5
Dunbar, Jeff	.293	40	37	140	17	41	6	1	1	27	52	.371	16	7	34	0	.386	3	2	1	3
Wible, Aaron	.284	39	37	141	19	40	13	2	3	28	66	.468	9	2	28	5	.327	4	6	3	5
Barratt, Kyle	.285	45	35	130	26	37	5	1	2	20	50	.385	10	9	37	3	.371	2	4	1	3
Grant, Aaron	.284	53	52	208	37	59	9	1	1	21	73	.351	25	4	34	6	.368	2	4	11	14
Abney, Jeff	.272	25	22	81	13	22	6	1	0	12	30	.370	9	1	21	1	.352	0	3	1	2
Salotti, Nick	.232	44	42	168	21	39	15	0	2	27	60	.357	8	1	28	6	.268	2	0	0	0
Clay, Andrew	.224	26	10	49	8	11	2	0	0	4	13	.265	9	0	17	0	.345	0	2	1	4
Martinez, Andrew	.217	16	12	46	4	10	0	0	0	6	10	.217	1	3	11	2	.280	0	2	0	0
Uhl, Carl	.143	24	0	7	4	1	0	0	0	0	1	.143	1	0	1	0	.250	0	1	2	4
<b>Totals</b>	<b>.298</b>	<b>54</b>	<b>54</b>	<b>1857</b>	<b>328</b>	<b>554</b>	<b>109</b>	<b>14</b>	<b>22</b>	<b>297</b>	<b>757</b>	<b>.408</b>	<b>203</b>	<b>56</b>	<b>326</b>	<b>39</b>	<b>.379</b>	<b>31</b>	<b>56</b>	<b>83</b>	<b>115</b>
Opponents	.284	54	54	1883	291	535	91	12	29	256	737	.391	159	71	399	31	.358	26	47	57	91

## 2006 Highlander Pitching Stats

Player	ERA	W-L	APP	GS	CG	SHO	CBO	SV	IP	H	R	ER	BB	SO	HR	AB	B/Avg	WP	HBP	BK
Simmons, James	2.96	9-5	16	16	0	0	1	0	109.1	108	47	36	19	94	11	414	.261	3	13	1
Reifer, Adam	3.38	2-1	20	0	0	0	0	0	24.0	30	21	9	10	17	3	97	.309	3	5	0
Stange, Daniel	3.73	2-4	26	0	0	0	2	11	31.1	35	16	13	15	31	3	124	.282	0	2	0
Bills, Taylor	4.11	5-5	15	12	3	0	1	1	81.0	78	43	37	25	42	2	298	.262	5	19	2
Runzler, Dan	4.14	3-3	28	0	0	0	1	1	41.1	31	21	19	27	52	0	143	.217	3	12	0
Smith, DJ	4.26	0-1	7	1	0	0	1	0	6.1	9	4	3	2	7	0	24	.375	4	0	0
Rzepczynski, Marc	4.47	3-1	16	8	0	0	0	0	52.1	64	34	26	25	49	3	216	.296	3	5	1
Cassa, Pat	4.96	1-1	17	3	0	0	1	0	49.0	45	28	27	17	38	2	178	.253	2	6	0
Winter, Haley	5.42	4-4	14	14	0	0	0	0	83.0	117	59	50	14	61	5	341	.343	2	5	1
Montgomery, Matt	9.82	0-0	9	0	0	0	1	0	7.1	12	8	8	2	7	0	35	.343	1	2	0
Millett, Matt	18.00	0-0	5	0	0	0	0	0	2.0	2	6	4	2	0	0	6	.333	0	1	0
Penney, Stephen	27.00	0-0	2	0	0	0	0	0	0.2	4	4	2	1	1	0	7	.571	1	1	1
<b>Totals</b>	<b>4.32</b>	<b>29-25</b>	<b>54</b>	<b>54</b>	<b>3</b>	<b>3</b>	<b>3</b>	<b>13</b>	<b>487.2</b>	<b>535</b>	<b>291</b>	<b>234</b>	<b>159</b>	<b>399</b>	<b>29</b>	<b>1883</b>	<b>.284</b>	<b>27</b>	<b>71</b>	<b>6</b>
Opponents	5.21	25-29	54	54	4	3	1	6	483.2	554	328	280	203	326	22	1857	.298	39	56	12

## Quick Facts

Location: ..... Santa Barbara, Calif.  
 Enrollment: ..... 19,500  
 Founded: ..... 1944  
 Colors: ..... Blue and Gold  
 Nickname: ..... Gauchos

Chancellor: ..... Dr. Henry T. Yang  
 Director of Athletics: ..... Dr. Gary Cunningham  
 SWA: ..... Diane O'Brien  
 Asst. AD/Media Relations: ..... Bill Mahoney  
 Baseball SID: ..... Tyler Geivett  
 Phone: ..... (805) 893-3428/8603  
 Fax: ..... (805) 893-4537  
 Email Address: .....  
 ..... media.relations@athletics.ucsb.edu  
 Website Address: ..... www.ucsbgauchos.com

Head Coach: ..... Bob Brontsema  
 Alma Mater (Year): ..... UC Santa Barbara (1985)  
 Career Record: ..... 348-348-2 (13 seasons)  
 Record at UCSB: ..... 348-348-2 (13 seasons)  
 Assistant Coach: ..... Tom Myers  
 Assistant Coach: ..... John Kirkgard  
 Volunteer Assistant Coach: ..... Nic Rodriguez  
 Baseball Office: ..... (805) 893-3690/2021

Letterwinners Returning/Lost: ..... 20/11  
 Position Starters Returning/Lost ..... 6/5  
 Pitchers Returning/Lost: ..... 10/2  
 2006 Overall Record: ..... 26-28  
 2006 Big West Record: ..... 9-12, T5th place

## Stadium Facts

Stadium: ..... Caesar Uyesaka Stadium  
 Capacity: ..... 1,000  
 Dimensions: ..... 335, 385, 400, 385, 335  
 Date Opened: ..... Feb. 4, 1994  
 Press Box Phone: ..... (805) 893-4671  
 Top Attendance: ..... 1,217 (5/20/01)  
 ..... vs. Long Beach State  
 All-time Record ..... 187-157-2



## About The Gauchos

• UC Santa Barbara concluded the 2006 season with 26 wins, emulating the previous year's total victories. The Gauchos also picked up one more Big West win than the previous year at 9-12.

• There are a total of 15 players that were not on the 2006 roster who will suit up in 2007. Ten of those 15 players are freshmen, while the remaining five transferred from other schools. Of those 15, four are infielders, four are southpaw pitchers, three are right-handers, three are outfielders and one is a catcher.

• After missing the entire 2006 campaign due to preseason injuries, right-handers Steve Morlock and Michael Martin will be back on the hill in 2007. Morlock, who was slated to be the Friday starter for UCSB last season, should pick up right where he left off - as the ace on the squad with the ball at the start of the weekend series. Martin, who was also slated to be one of three weekend starters last season, should battle for starts this upcoming season.

• Along with Morlock and Martin, UCSB has a very strong pitching staff returning to the Gaucho clubhouse. UC Santa Barbara returns six senior pitchers with left-hander Jeff Braun and right-handed pitchers Brian Tracy and Bryan Fleming, who combined to start 35 of the Gauchos' 54 games last season. Perhaps the biggest return for UCSB is reliever Justin Segal. From the bullpen, he finished last year with a team-best ERA (2.29) and seven saves, while leading the Big West with 36 appearances - which is also a Gaucho record.

• While the pitching staff seems to be in place, the outlook for the position players isn't as defined. UC Santa Barbara has the challenge of filling the void of Alden Carrithers, who batted a team-high .342 and led the team with 60 runs, while finishing second in the conference in on-base percentage at .465. UCSB also lost Chris Valaika to the MLB Amateur Draft as the Gauchos top draftee (third round - Cincinnati). Valaika, the lone Gaucho to start all 54 contests, finished second on the team with a .335 batting average and registered a conference-high 57 RBI. First baseman Robbie Blauer will lead the Gauchos as the team's top returning hitter with a .332 batting average and 38 runs scored. He also posted an impressive .989 fielding percentage.

• In 2007, UC Santa Barbara plays 13 contests against 2006 NCAA Tournament qualifiers - three of which are against a College World Series team (conference foe Cal State Fullerton). Of the 55 games, 31 will be played at Caesar Uyesaka Stadium, where the Gauchos were 15-11 just a season ago.

• With 142 Big West wins, head coach Bob Brontsema enters the season ranked sixth in the Big West in career victories. Two more wins will slide him into the fifth spot.



Steve Morlock  
Pitcher




Robbie Blauer  
Infield

# UC Santa Barbara

## Gaucha Roster

No.	Player	Pos.	B/T	Ht.	Wt.	Cl.	Hometown (Previous School)
1	Chris Fox	OF	L/L	5-10	200	Jr.	Redondo Beach, Calif. (El Camino College)
3	Mario Lewis	OF	R/R	5-11	205	Sr.	Santa Ynez, Calif. (Butte College)
4	Scott Cohen	INF	R/R	6-3	190	Jr.	Sylmar, Calif. (Dos Pueblos HS)
5	Gunnar Terhune	IF	R/R	5-11	170	Fr.	San Diego, Calif. (St. Augustine HS)
6	Matt Valaika	IF	R/R	5-9	170	Fr.	Valencia, Calif. (Hart HS)
7	Cody Dee	C	R/R	6-0	185	Fr.	Moorpark, Calif. (Moorpark HS)
8	Austin Hogans	OF	R/R	6-3	205	So.	Rocklin, Calif. (Rocklin HS)
9	Forest Cannon	RHP	R/R	6-2	185	Fr.	Boise, Idaho (Eagle HS)
10	Shane Carlson	IF	R/R	6-0	180	So.	Stevenson Ranch, Calif. (Hart HS)
11	Mario Hollands	LHP	L/L	6-4	195	Fr.	El Cerrito, Calif. (El Cerrito HS)
12	Mike Ford	RHP	R/R	6-3	205	Fr.	Scottsdale, Ariz. (Mountain Pointe HS)
14	Patrick Rose	INF	R/R	5-11	190	Jr.	Laguna Niguel, Calif. (Univ. of New Orleans)
16	Steve Morlock	RHP	R/R	6-2	210	Sr.	Kentfield, Calif. (Marin Catholic HS)
17	Justin Segal	RHP	R/R	5-10	180	Sr.	Calabasas, Calif. (Calabasas HS)
18	Mike Zuanich	OF	R/L	6-4	220	Jr.	Torrance, Calif. (El Camino College)
20	Anthony Martin	LHP	L/L	6-1	195	So.	Santa Ynez, Calif. (Santa Ynez HS)
21	Robbie Blauer	INF	L/L	5-11	215	Sr.	Huntington Beach, Calif. (Orange Coast Coll.)
22	Steve Domecus	C	R/R	6-3	200	Fr.	Novato, Calif. (Marin Catholic HS)
23	Kyle Brown	LHP	R/L	6-2	210	Jr.	Yorba Linda, Calif. (Golden West College)
24	Michael Martin	RHP	R/R	6-2	210	Sr.	Red Bluff, Calif. (Red Bluff HS)
25	Matt Anderson	C	R/R	6-1	215	Sr.	Cameron Park, Calif. (Cosumnes River Coll.)
26	Alex Graham	RHP	R/R	6-2	210	Fr.	Rolling Hills, Calif. (Loyola HS)
27	Chuck Huggins	LHP	L/L	6-0	180	Jr.	Redwood City, Calif. (Trinity College)
28	Matt McColgan	C	R/R	6-2	210	Sr.	La Canada, Calif. (Santa Clara Univ.)
29	Justin Aspegren	RHP	R/R	6-0	215	Sr.	Napa, Calif. (Santa Barbara City College)
30	Matt Wade	RHP	R/R	5-11	175	So.	Orange, Calif. (Villa Park HS)
31	Brian Gump	OF	L/L	6-1	185	So.	Westminster, Calif. (Westminster HS)
32	Clayton Edwards	RHP	R/R	6-3	170	So.	Simi Valley, Calif. (Royal HS)
33	Chris McMurray	C	R/R	5-11	160	So.	Mission Viejo, Calif. (Capistrano Valley HS)
34	Clayton Shank	OF	L/R	6-2	220	Sr.	Folsom, Calif. (Sacramento City College)
35	Bryan Fleming	RHP	R/R	6-3	220	Sr.	Marin County, Calif. (Santa Clara Univ.)
36	Brian Tracy	RHP	R/R	6-4	220	Sr.	Presto, Pa. (Claremont HS)
40	Robbie Cummings	INF	R/R	6-2	195	So.	Oaklawn, Ill. (Illinois Wesleyan College)
44	Jeff Braun	LHP	L/L	6-4	205	Sr.	Valencia, Calif. (Pierce College)




**Robbie Blauer**

IF • L/L • Sr.

Huntington Beach, Calif.

**#21**



**Steve Morlock**

SP • R/R • Sr.

Kentfield, Calif.

**#16**

### 2006 Highlights

- The Gauchos' top returning hitter after tallying a .332 batting average and driving in 29 runs.
- Led the team on defense with 516 putouts, 43 assists and just six errors for a .989 fielding percentage.
- Blasted 11 doubles, while adding two home runs.
- Earned Big West Player of the Week honors for the week of May 22.

### 2005 Highlights

- He was slated the Friday-night starter in 2006, but missed the entire season due to an injury.
- In 2005 he posted an even record of 7-7 with an ERA of 5.83 in 97.1 innings pitched.
- Held his opponents to a .276 batting average, placing him second on the 2005 Gaucha squad.

## 2007 Schedule

Date	Opponent	Time
Feb. 9	at San Jose State	2:00 p.m.
Feb. 10	at San Jose State	1:00 p.m.
Feb. 11	at San Jose State	1:00 p.m.
<b>Feb. 16</b>	<b>Hawai'i</b>	<b>2:00 p.m.</b>
<b>Feb. 17</b>	<b>Hawai'i</b>	<b>1:00 p.m.</b>
<b>Feb. 18</b>	<b>Hawai'i</b>	<b>Noon</b>
<b>Feb. 20</b>	<b>Westmont</b>	<b>2:00 p.m.</b>
<b>Feb. 25</b>	<b>California</b>	<b>1:00 p.m.</b>
<b>Feb. 26</b>	<b>California</b>	<b>2:00 p.m.</b>
March 2	vs. Lamar&	4:30 p.m.
March 3	vs. St. John's&	4:30 p.m.
March 4	vs. Kansas State&	9:00 a.m.
<b>March 6</b>	<b>Pepperdine</b>	<b>2:00 p.m.</b>
<b>March 9</b>	<b>Cal State Northridge</b>	<b>2:00 p.m.</b>
<b>March 10</b>	<b>Cal State Northridge</b>	<b>1:00 p.m.</b>
<b>March 11</b>	<b>Cal State Northridge</b>	<b>1:00 p.m.</b>
<b>March 13</b>	<b>Minnesota</b>	<b>2:00 p.m.</b>
<b>March 14</b>	<b>Minnesota</b>	<b>2:00 p.m.</b>
<b>March 16</b>	<b>Loyola Marymount</b>	<b>2:00 p.m.</b>
<b>March 17</b>	<b>Loyola Marymount</b>	<b>1:00 p.m.</b>
<b>March 18</b>	<b>Loyola Marymount</b>	<b>1:00 p.m.</b>
<b>March 24</b>	<b>Pepperdine</b>	<b>1:00 p.m.</b>
March 25	at Pepperdine	1:00 p.m.
March 26	at Pepperdine	3:00 p.m.
<b>March 28</b>	<b>California</b>	<b>2:00 p.m.</b>
March 30	at TCU	4:00 p.m.
March 31	at TCU	Noon
April 1	at TCU	11:00 a.m.
April 5	at UC Riverside*	7:00 p.m.
April 6	at UC Riverside*	7:00 p.m.
April 7	at UC Riverside*	1:00 p.m.
<b>April 13</b>	<b>Pacific*</b>	<b>2:00 p.m.</b>
<b>April 14</b>	<b>Pacific*</b>	<b>1:00 p.m.</b>
<b>April 15</b>	<b>Pacific*</b>	<b>1:00 p.m.</b>
<b>April 17</b>	<b>Westmont</b>	<b>2:00 p.m.</b>
<b>April 20</b>	<b>UC Irvine*</b>	<b>2:00 p.m.</b>
<b>April 21</b>	<b>UC Irvine*</b>	<b>1:00 p.m.</b>
<b>April 22</b>	<b>UC Irvine*</b>	<b>1:00 p.m.</b>
April 27	at Cal State Northridge*	3:00 p.m.
April 28	at Cal State Northridge*	1:00 p.m.
April 29	at Cal State Northridge*	1:00 p.m.
May 4	at Cal State Fullerton*	7:00 p.m.
May 5	at Cal State Fullerton*	7:00 p.m.
May 6	at Cal State Fullerton*	1:00 p.m.
<b>May 11</b>	<b>Long Beach State*</b>	<b>2:00 p.m.</b>
<b>May 12</b>	<b>Long Beach State*</b>	<b>1:00 p.m.</b>
<b>May 13</b>	<b>Long Beach State*</b>	<b>1:00 p.m.</b>
May 16	at USC	6:00 p.m.
May 18	at UC Davis	2:00 p.m.
May 19	at UC Davis	1:00 p.m.
May 20	at UC Davis	1:00 p.m.
<b>May 23</b>	<b>USC</b>	<b>2:00 p.m.</b>
<b>May 25</b>	<b>Cal Poly*</b>	<b>2:00 p.m.</b>
<b>May 26</b>	<b>Cal Poly*</b>	<b>1:00 p.m.</b>
<b>May 27</b>	<b>Cal Poly*</b>	<b>1:00 p.m.</b>

\* Big West game

& Lamar Tournament (Beaumont, Texas)

All times Pacific

Home games in **bold**





Bob Brontsema

Head Coach

14th Season

Bob Brontsema enters his 14th season as UC Santa Barbara's head coach having concluded last season with an overall record of 26-28 and finishing in a three-way tie for fifth place in the Big West at 9-12.

With his nine conference victories, Brontsema moves within two wins of the fifth place spot among the Big West career victory leaders. He enters the 2007 season with 142 career Big West wins.

On February 15, 2005, Brontsema earned his landmark 300th career win with the Gauchos after downing Westmont, 14-2. Brontsema amassed his 200th career victory on April 7, 2001, a 7-2 triumph over UC Riverside. In 2004, Brontsema moved into sixth place all-time with 125 career Big West wins.

In 2001, Brontsema's squad was among the elite, going 40-17 and advancing to the NCAA Regionals. That stands as the most victories in a season during his tenure and the second time his program reached the postseason. He was rewarded with Big West Coach of the Year accolades, the second time he had received the honor.

Brontsema, a 1985 UCSB graduate, was named Big West Co-Coach of the Year in 1996 when the club finished 32-20 and qualified for the NCAA Regionals for the first time since 1990.

Brontsema has been involved with the UCSB program since 1982, when he played for the Gauchos for two years, earning All-Southern California Baseball Association honors as a second baseman in 1983. He served as an assistant coach for 10 years before starting his current post in 1994.

Brontsema's Career Coaching Record						
Year	School	W	L	T	Pct.	
1994	UC Santa Barbara	21	33	0	.389	
1995	UC Santa Barbara	24	26	0	.480	
1996	UC Santa Barbara	32	20	0	.615	
1997	UC Santa Barbara	26	30	0	.464	
1998	UC Santa Barbara	18	31	2	.373	
1999	UC Santa Barbara	27	26	0	.509	
2000	UC Santa Barbara	28	25	0	.528	
2001	UC Santa Barbara	40	17	0	.702	
2002	UC Santa Barbara	22	33	0	.400	
2003	UC Santa Barbara	25	28	0	.472	
2004	UC Santa Barbara	32	21	0	.604	
2005	UC Santa Barbara	26	30	0	.464	
2006	UC Santa Barbara	26	28	0	.481	
13 year total		348	348	2	.500	



## UC Santa Barbara Coaching Records

Name	Seasons	Overall	Pct.	Conf.	Record	Pct.
Spud Harder	1947-48, 1950-51	49-70-1	.413	CCAA	23-31-1	.427
Joe Lantange	1949	10-16	.385	CCAA	6-9	.400
Roy Engle	1952-53	30-25	.545	CCAA	14-13	.519
Rene Rochelle	1954-59	68-77	.469	CCAA	31-33	.484
				CIBA	2-13	.133
Dave Gorrie	1960-77	343-370-1	.481	CIBA	39-112	.258
				WCAC	29-11	.725
				PCAA	41-51-1	.446
				SCBA	7-17	.292
Mike Simpson	1978-80	63-78-4	.448	SCBA	28-51	.354
Al Ferrer	1981-94	445-330-10	.574	SCBA	59-50-1	.541
				PCAA	53-40	.570
				BWC	46-61	.430
Bob Brontsema	1994-present	348-348-2	.500	BWC	142-164	.464

## 2006 Results

Date	Opponent	Result
2/7	Westmont	W, 16-1
2/10	San Jose State	L, 6-2
2/11	San Jose State	W, 8-5
2/12	San Jose State	L, 10-4
2/14	No. 25 USC	L, 16-11 (8)
2/16	British Columbia%	W, 4-3
2/21	Westmont	W, 5-3
2/24	at California	L, 3-0
2/25	at California	L, 4-2
2/26	at California	L, 2-0
3/3	at Loyola Marymount	W, 4-3 (11)
3/4	at Loyola Marymount	L, 2-0
3/5	at Loyola Marymount	L, 9-4
3/10	No. 24 Cal Poly	W, 8-7 (12)
3/11	at No. 24 Cal Poly	L, 6-2
3/12	No. 24 Cal Poly	W, 8-7
3/16	Dartmouth	W, 7-6
3/18	TCU	W, 13-3
3/19	TCU (DH)	W, 5-4/L, 8-5
3/27	at Hawaii (DH)	L, 3-0/L, 8-6
3/30	at Hawaii-Hilo	L, 5-4 (10)
3/31	at Hawaii-Hilo (DH)	W, 8-4/W, 12-1
4/1	at Hawaii-Hilo	W, 22-6
4/4	at USC	W, 9-2
4/7	UC Riverside*	W, 8-6
4/8	UC Riverside*	L, 13-4
4/9	UC Riverside*	L, 8-1
4/13	at Pacific*	L, 7-2
4/14	at Pacific*	L, 2-1
4/15	at Pacific*	W, 16-4
4/18	at Pepperdine	L, 8-1
4/21	at UC Irvine*	L, 12-2
4/22	at UC Irvine*	W, 8-7
4/23	at UC Irvine*	L, 14-4
4/25	at No. 22 UCLA	W, 11-8
4/28	Cal State Northridge*	W, 4-2
4/29	Cal State Northridge*	W, 8-4
4/30	Cal State Northridge*	L, 4-0
5/5	No. 4 Cal State Fullerton*	L, 5-3
5/6	No. 4 Cal State Fullerton*	W, 8-2
5/7	No. 4 Cal State Fullerton*	L, 7-5
5/9	UCLA	W, 4-3
5/12	at Long Beach State*	W, 8-6
5/13	at Long Beach State*	W, 4-1
5/14	at Long Beach State*	L, 3-1
5/17	No. 20 Pepperdine	L, 10-5
5/19	UC Davis	L, 7-5
5/20	UC Davis	W, 14-6
5/21	UC Davis	W, 20-5
5/26	at Cal Poly*	W, 11-6
5/27	at Cal Poly*	L, 4-1
5/28	at Cal Poly*	L, 8-6

\* Big West game

% Exhibition

All times Pacific

Home games in **bold**

## 2006 Gaucho Batting Stats

Player	AVG	GP	GS	AB	R	H	2B	3B	HR	RBI	TB	SLG%	BB	HBP	SO	GDP	OB%	SF	SH	SB	ATT
Carrithers, Alden	.342	53	53	196	60	67	12	1	2	30	87	.444	45	2	24	2	.465	2	1	6	11
Valaika, Chris	.335	54	54	227	44	76	12	1	10	57	120	.529	12	4	47	3	.372	4	1	4	4
Blauer, Robbie	.332	53	53	184	38	61	11	0	2	29	78	.424	30	4	24	6	.432	2	3	2	3
Emerick, Matt	.325	53	52	191	31	62	11	4	2	27	87	.455	15	1	23	4	.373	2	2	7	12
Harrit, Dave	.316	13	6	19	7	6	2	0	0	2	8	.421	3	0	8	0	.409	0	3	0	0
Webber, Chris	.300	27	7	40	4	12	1	0	1	7	16	.400	3	1	9	1	.356	1	0	1	2
Shank, Clayton	.300	23	5	30	3	9	4	0	0	1	13	.433	3	0	13	1	.364	0	0	0	0
Lewis, Mario	.299	47	40	144	19	43	7	2	1	24	57	.396	7	7	27	5	.361	0	1	4	4
McMurray, Chris	.293	41	28	99	19	29	1	0	1	12	33	.333	10	3	15	2	.372	1	4	1	3
Carlson, Shane	.286	41	38	133	21	38	5	0	0	19	43	.323	9	4	22	2	.342	3	4	0	1
Gump, Brian	.275	49	36	120	19	33	4	1	0	16	39	.325	16	4	30	0	.379	0	13	4	7
Knox, A.J.	.273	14	0	11	4	3	1	0	0	2	4	.364	3	1	4	1	.438	1	0	0	0
Lee, Brian	.229	41	25	83	20	19	2	1	7	23	44	.530	8	3	22	1	.313	2	2	2	2
Clark, Matt	.227	44	34	119	11	27	3	0	2	17	36	.303	12	3	31	3	.309	2	0	0	0
Rose, Patrick	.224	34	14	67	11	15	2	1	0	6	19	.284	11	1	19	2	.342	0	3	0	2
McColgan, Matt	.208	18	15	48	4	10	2	0	1	11	15	.313	10	1	11	0	.350	1	0	0	0
Hogans, Austin	.196	22	10	51	9	10	1	0	2	9	17	.333	5	1	15	2	.271	2	0	0	0
Anderson, Matt	.167	28	16	72	4	12	3	0	1	10	18	.250	3	1	11	5	.211	0	0	0	0
LaGrotta, Josh	.000	4	0	3	2	0	0	0	0	0	0	.000	3	0	2	0	.500	0	0	0	0
Graham, Andy	.000	1	0	0	0	0	0	0	0	0	0	.000	0	0	1	0	.000	0	0	0	0
Segal, Justin	.000	1	0	0	0	0	0	0	0	0	0	.000	0	0	0	0	.000	0	0	0	0
<b>Totals</b>	<b>.289</b>	<b>54</b>	<b>54</b>	<b>1838</b>	<b>330</b>	<b>532</b>	<b>84</b>	<b>11</b>	<b>32</b>	<b>302</b>	<b>734</b>	<b>.399</b>	<b>208</b>	<b>41</b>	<b>358</b>	<b>40</b>	<b>.370</b>	<b>23</b>	<b>37</b>	<b>31</b>	<b>51</b>
Opponents	.280	54	54	1784	306	499	93	10	29	271	699	.392	200	89	256	42	.377	17	52	54	88

## 2006 Gaucho Pitching Stats

Player	ERA	W-L	APP	GS	CG	SHO	CBO	SV	IP	H	R	ER	BB	SO	HR	AB	B/Avg	WP	HBP	BK
Segal, Justin	2.29	5-3	36	0	0	0	0	7	55.0	46	20	14	13	33	0	191	.241	1	14	1
Braun, Jeff	3.11	2-2	9	9	0	0	0	0	55.0	56	24	19	17	31	5	212	.264	5	7	2
Tracy, Brian	4.89	3-7	17	14	0	0	0	0	77.1	88	46	42	34	29	5	294	.299	3	12	1
Graham, Andy	5.11	6-7	16	15	0	0	0	0	98.2	115	70	56	42	55	7	386	.298	2	17	1
Wade, Matt	5.29	3-0	21	0	0	0	0	0	34.0	37	20	20	14	18	4	133	.278	8	8	3
Fleming, Bryan	5.37	2-7	17	12	1	0	0	0	67.0	74	53	40	21	40	3	264	.280	9	10	0
Martin, Anthony	6.23	1-0	15	3	0	0	0	0	30.1	33	23	21	16	20	4	117	.282	2	5	1
Aspegren, Justin	6.75	1-0	10	0	0	0	0	0	10.2	14	9	8	8	9	0	46	.304	1	0	1
Schoneberger, Andrew	6.94	1-0	26	0	0	0	0	0	23.1	20	19	18	18	15	1	83	.241	1	4	0
Edwards, Clayton	8.56	2-1	16	0	0	0	0	1	13.2	12	13	13	9	3	0	47	.255	1	10	1
Hill, Brandt	20.25	0-1	3	1	0	0	0	0	2.2	4	9	6	8	3	0	11	.364	1	2	4
<b>Totals</b>	<b>4.95</b>	<b>26-28</b>	<b>54</b>	<b>54</b>	<b>1</b>	<b>0</b>	<b>0</b>	<b>8</b>	<b>467.2</b>	<b>499</b>	<b>306</b>	<b>257</b>	<b>200</b>	<b>256</b>	<b>29</b>	<b>1784</b>	<b>.280</b>	<b>34</b>	<b>89</b>	<b>15</b>
Opponents	5.50	28-26	54	54	4	5	3	9	469.2	532	330	287	208	358	32	1838	.289	51	41	10

## Quick Facts

Location: ..... Stockton, Calif.  
 Enrollment: ..... 6,196  
 Founded: ..... 1851  
 Colors: ..... Orange and Black  
 Nickname: ..... Tigers

President: ..... Dr. Donald V. DeRosa  
 Director of Athletics: ..... Lynn King  
 SWA: ..... Cindy Spiro  
 Media Relations Director: ..... Mike Millerick  
 Baseball SID: ..... Glen Sisk  
 Phone: ..... (209) 946-2730  
 Fax: ..... (209) 946-2757  
 Email Address: ..... gsisk@pacific.edu  
 Website Address: ..... www.pacifictigers.com

Head Coach: ..... Ed Sprague  
 Alma Mater (Year): ..... Stanford (1988)  
 Career Record: ..... 80-87 (3 seasons)  
 Record at PAC: ..... 80-87 (3 seasons)  
 Assistant Coach: ..... Steve Pearse  
 Assistant Coach: ..... Jim Brink  
 Volunteer Assistant Coach: ..... Rob Selna  
 Baseball Office: ..... (209) 946-7309

Letterwinners Returning/Lost: ..... 16/16  
 Position Starters Returning/Lost: ..... 5/4  
 Pitchers Returning/Lost: ..... 8/6  
 2006 Overall Record: ..... 30-28  
 2006 Big West Record: ..... 9-12, T5th place

## Stadium Facts

Stadium: ..... Klein Family Field  
 Capacity: ..... 2,500  
 Dimensions: ..... 317, 380, 395, 367, 317  
 Date Opened: ..... April 18, 2006  
 Press Box Phone: ..... (209) 946-7668  
 Top Attendance: ..... 765 (4/23/06)  
 ..... vs. Cal State Fullerton  
 All-time Record at Stadium: ..... 8-7



## About The Tigers

• Pacific posted back-to-back 30-win seasons for the first time in school history. The Tigers started the year with their first 10-win month (February) under the helm of head coach Ed Sprague.

• Last year the Tigers posted an overall record of 30-25 for a .545 winning percentage - third-best in the conference.

• The Tigers tallied a conference record of 9-12 for the second season in a row, their best record since the 1999 season when they went 17-13. They concluded the year in a three-way tie for fifth place with UC Riverside and UC Santa Barbara.


• The Tigers opened their new ballpark - Klein Family Field - with an 8-3 win over former Big West rival Nevada on Tuesday, April 18, 2006. For the year, Pacific was 8-7 when playing at its new home. The 2007 season marks the first complete season held at Klein Family Field.

• Pacific welcomes back 16 players, including five starting position players.

• Justin Baum returns to the lineup this season after blasting his 29th career home run in 2006, setting a new school record. He tallied 12 home runs in 2006, while driving in a team-high 46 runs. Adam Ching also returns after a standout year where he started all 55 games, batted .308 and scored 40 runs. With 69 hits last season, Ching is tied with Cal State Fullerton's Evan McArthur as the conference's top returner, while Baum tops the chart for Big West returners in runs batted in and home runs.

• Baum, a Brooks Wallace watch list member, is one of three returning All-Big West First Team members set to compete this year. Cal State Fullerton's Wes Roemer and UC Irvine's Blair Erickson hold the other top honors. He received first team honors after the 2005 season. Joe Oliveira, Ty'Relle Harris and Joey Centanni, each receiving Big West Player of the Week accolades in 2006, will join Baum in the Tigers' lineup this season.


• On the mound, Pacific returns seven pitchers from a season ago. Joey Centanni will headline the squad after posting a team-best 2.77 earned run average in 87.2 innings pitched. In his 18 appearances, he compiled a 6-4 record.



Justin Baum  
Infield

• The Tigers have a tough season ahead of them as they gear up for a schedule filled with top 25 teams. The calendar also lists six teams, totaling 21 games, that competed in last year's NCAA Tournament.

• In 2007, Pacific will play 31 road contests in five different states. The Tigers' longest trips are scheduled for the month of February with their first matchup scheduled for Feb. 9-11 at the University of Hawaii. Two weeks later the Tigers travel 3,000 miles in the opposite direction to visit the Palmetto State for a three-game series against 2006 College World Series participant Clemson.



Joey Centanni  
Pitcher



## Tiger Roster

No.	Player	Pos.	B/T	Ht.	Wt.	Cl.	Hometown (Previous School)
1	Matt Fuson	OF	R/R	5-11	170	Fr.	Lodi, Calif. (Lodi HS)
3	Adam Ching	2B/SS	S/R	5-8	150	Jr.	Rancho Santa Margarita, Calif. (Trabuco Hills HS)
4	Denis Hill	INF	R/R	6-1	190	Jr.	Pleasant Hill, Calif. (Diablo Valley College)
7	Zach Chamberlin	INF	L/R	6-0	190	So.	San Rafael, Calif. (College of Marin)
8	Joe Oliveira	C	R/R	6-0	195	So.	San Diego, Calif. (University HS)
9	Alex Zanini	SS/2B	R/R	5-9	150	So.	Stockton, Calif. (St. Mary's HS)
11	Josh Powers	INF	R/R	6-3	175	Fr.	Elk Grove, Calif. (Elk Grove HS)
12	Joe Inzone	OF/LHP	L/L	6-0	185	Fr.	Jamul, Calif. (Steele Canyon HS)
16	Justin Baum	3B/1B	R/R	6-1	190	Jr.	La Mesa, Calif. (Grossmont HS)
17	Greg Murray	OF	R/R	6-0	190	Jr.	El Cerrito, Calif. (Diablo Valley College)
19	Blaine Wilson	OF	R/R	6-2	205	Jr.	Santa Maria, Calif./Cypress JC)
20	Mike Walker	C	L/R	6-3	185	Fr.	Marysville, Calif. (Marysville HS)
21	Jake Wild	RHP	R/R	6-5	190	Sr.	Kingsburg, Calif. (Bakersfield College)
22	Anthony Carruesco	OF	R/R	5-11	180	Fr.*	Stockton, Calif. (St. Mary's HS)
23	Joey Centanni	LHP	R/L	6-0	170	So.	San Diego, Calif. (University HS)
24	Noah St. Urbain	1B	R/R	6-2	235	Jr.	Stockton, Calif. (Delta JC)
25	Cole Akins	RHP	S/R	5-10	185	So.	Seattle, Wash. (Eastern Catholic HS)
26	Clint Eastman	C	R/R	5-9	175	Sr.	Pleasanton, Calif. (Sierra College)
27	Kurt Wideman	C	R/R	5-11	210	So.	Fallbrook, Calif. (Palomar JC)
28	Erik Hamren	OF	R/R	6-1	190	So.	Coto de Caza, Calif. (Tesoro HS)
30	Brett Manning	1B/LHP	L/L	6-1	190	Jr.	Boulder, Colo. (Boulder HS)
31	David Hovey	RHP	R/R	6-2	210	Fr.*	San Diego, Calif. (Poway HS)
32	Match Lange	RHP	R/R	6-5	205	So.	Lake Oswego, Ore. (Lake Oswego HS)
34	David Rowse	LHP	L/L	6-4	230	Fr.	Pleasanton, Calif. (Amador Valley HS)
35	Danny Price	LHP	L/L	6-1	195	Fr.*	Ripon, Calif. (Ripon HS)
36	Ty'Relle Harris	RHP	R/R	6-4	225	So.	Fairfield, Calif. (Armijo HS)
37	Curtis Pasma	LHP	L/L	6-0	200	Sr.	Madera, Calif. (Reedley College)
38	Issac Kama	LHP	L/L	5-11	190	Jr.	Waianae, Hawaii (Hawaii)
39	John Joines	OF	R/R	6-4	180	Jr.	Milpitas, Calif. (Archbishop Mitty HS)
41	Hunter Carnevale	RHP	R/R	5-11	180	Fr.	Roseville, Calif. (Granite Bay HS)
43	Andrew Mintun	C	R/R	6-0	195	Fr.*	Stockton, Calif. (St. Mary's HS)
44	Toby Alderete	1B	R/R	6-1	225	Fr.	San Clemente, Calif. (Serra HS)
45	Casey Neimeyer	RHP	R/R	6-7	215	So.	Woodland, Calif. (Woodland Christian HS)
48	Jason Haar	RHP	L/R	6-3	210	Jr.	San Diego, Calif. (St. Augustine HS)

\*Has utilized his redshirt year



Joey Centanni

SP • R/L • So.

San Diego, Calif.

#23

## 2006 Highlights

- All-Big West Honorable Mention selection.
- Led the Tigers with a 2.77 earned run average and posted a 6-4 record. His ERA also placed him fourth in the conference.
- Made 18 appearances on the mound, starting 12 in his first season at Pacific.
- One of three freshmen to earn Big West Pitcher of the Week honors.



Adam Ching

IF • R/R • Jr.

Santa Margarita, Calif.

#3

## 2006 Highlights

- Started in all 55 games last season.
- The Tigers top returner with a .308 batting average, 69 hits and 15 doubles.
- Scored 40 runs and drove in an additional 23.
- Stole 10 bases on 12 attempts to finish second on the team.

## 2007 Schedule

Date	Opponent	Time
Feb. 2	Cal State Northridge	2:00 p.m.
Feb. 3	Cal State Northridge	1:00 p.m.
Feb. 4	Cal State Northridge	Noon
Feb. 6	Sacramento State	2:00 p.m.
Feb. 9	at Hawai'i	8:30 p.m.
Feb. 10	at Hawai'i	3:00 p.m.
Feb. 11	at Hawai'i	3:00 p.m.
Feb. 16	Nevada	2:00 p.m.
Feb. 17	Nevada	1:00 p.m.
Feb. 18	Nevada	1:00 p.m.
Feb. 23	at Clemson	1:00 p.m.
Feb. 24	at Clemson	11:00 a.m.
Feb. 25	at Clemson	9:00 a.m.
March 1	San Diego State	2:00 p.m.
March 2	San Diego State\$	2:00 p.m.
March 3	Baylor\$	2:00 p.m.
March 4	San Francisco\$	2:00 p.m.
March 9	at Washington	3:00 p.m.
March 10	at Washington	2:00 p.m.
March 11	at Washington	1:00 p.m.
March 13	at Sacramento State	2:00 p.m.
March 16	at San Jose State	6:00 p.m.
March 17	at San Jose State	1:00 p.m.
March 18	San Jose State	1:00 p.m.
March 24	at UCLA	6:00 p.m.
March 25	at UCLA	1:00 p.m.
March 26	at UCLA	1:00 p.m.
March 30	Cal Poly*	2:00 p.m.
March 31	Cal Poly*	1:00 p.m.
April 1	Cal Poly*	1:00 p.m.
April 3	at Nevada	5:00 p.m.
April 5	UC Davis	2:00 p.m.
April 6	UC Davis	1:00 p.m.
April 7	UC Davis	1:00 p.m.
April 10	Hawai'i	2:00 p.m.
April 13	at UC Santa Barbara*	2:00 p.m.
April 14	at UC Santa Barbara*	1:00 p.m.
April 15	at UC Santa Barbara*	1:00 p.m.
April 17	San Jose State	2:00 p.m.
April 20	at Cal State Fullerton*	7:00 p.m.
April 21	at Cal State Fullerton*	6:00 p.m.
April 22	at Cal State Fullerton*	1:00 p.m.
April 27	Long Beach State*	2:00 p.m.
April 28	Long Beach State*	1:00 p.m.
April 29	Long Beach State*	1:00 p.m.
May 1	Sacramento State	2:00 p.m.
May 4	at UC Riverside*	7:00 p.m.
May 5	at UC Riverside*	6:00 p.m.
May 6	at UC Riverside*	1:00 p.m.
May 8	at San Francisco	3:00 p.m.
May 11	UC Irvine*	2:00 p.m.
May 12	UC Irvine*	1:00 p.m.
May 13	UC Irvine*	1:00 p.m.
May 18	at Stanford	6:00 p.m.
May 19	Stanford	2:00 p.m.
May 20	at Stanford	1:00 p.m.
May 25	at Cal State Northridge*	3:00 p.m.
May 26	at Cal State Northridge*	1:00 p.m.
May 27	at Cal State Northridge*	1:00 p.m.

\$ Pacific Tournament (Stockton, Calif.)

\* Big West game

All times Pacific

Home games in bold





Ed Sprague

Head Coach

4th Season

A native of Stockton, Calif., Ed Sprague enters his fourth year as the head coach of the Pacific baseball program after guiding the Tigers to back-to-back 30-win seasons for the first time in school history. In his three-year stint at Pacific he has improved his winning percentage on an annual basis.

In 2006, the Tigers tied for fifth in the conference with a 9-12 Big West record. Pacific also posted its first 10-win month (February) under the helm of Sprague. He also led the Tigers to a 9-12 league record in 2005, which earned them a sixth place finish.

Sprague enjoyed an 11-year career at the major league level, playing on World Series Champion teams with the Toronto Blue Jays in 1992 and 1993. His most productive season was in 1996 with the Blue Jays when he amassed 36 home runs and 101 RBI.

In 1999, Sprague earned a selection to the All-Star Game as a member of the Pittsburgh Pirates. He also had stints with the Boston Red Sox, Oakland A's, Seattle Mariners and San Diego Padres. Sprague finished his career with 152 home runs and 558 RBI.

He also had a distinguished collegiate career at Stanford as the starting third baseman on the 1987 and 1988 NCAA Championship teams. In 1988, he was named an All-American after hitting .339 with 22 homers and 81 RBI. Sprague was selected in the first round of the 1988 major league draft by Toronto.

Sprague also won a gold medal as a member of the 1988 U.S. Olympic Baseball Team and is married to Kristen Babb Sprague, an Olympic gold medalist in synchronized swimming in 1992. Sprague returned to his roots in 2003, serving as the assistant coach at St. Mary's High School in Stockton, Calif.

## Sprague's Career Coaching Record

Year	School	W	L	T	Pct.
2004	Pacific	20	34	0	.370
2005	Pacific	30	28	0	.517
2006	Pacific	30	25	0	.545
3 year total		80	87	0	.479



## Pacific Coaching Records

Name	Seasons	Overall	Pct.	Conf.	Record	Pct.
Larry Siemering	1945	15-5	.750	None		
Hugh McWilliams	1946-52	91-77-3	.541	None		
Van Sweet	1953-54	13-32-1	.293	None		
Charles Melick	1955	0-19-1	.025	None		
Skip Rowland	1956-57	13-24	.351	None		
Sid Hall	1958-59	17-22	.436	None		
Chuck Chatfield	1960	8-12	.400	None		
Bill Tunnell	1961	12-8	.600	None		
Bob Mazzuca	1962	6-21	.222	None		
Bob Vandenberg	1963	7-17	.292	None		
Tom Stubbs	1964-71, 1973-81	410-384-3	.516	WCAC	43-27	.614
				PCAA	35-49	.417
				NCBA	121-130	.482
John Gunther	1972	21-28	.429	PCAA	7-11	.389
John Picone	1982-87	126-187	.403	PCAA	20-49	.290
Keith Snider	1988-89	35-73	.324	PCAA	9-12	.429
				BWC	4-17	.190
Quincey Noble	1990-03	353-390-1	.475	BWC	103-225	.314

## 2006 Results

Date	Opponent	Result
2/3	at Santa Clara	W, 4-1
2/4	<b>Santa Clara</b>	<b>W, 14-6</b>
2/5	<b>Santa Clara</b>	<b>L, 8-3</b>
2/9	BYU	W, 2-1
2/10	BYU	W, 6-3
2/11	BYU	W, 4-3
2/14	<b>Sacramento State</b>	<b>W, 8-3</b>
2/18	<b>UCLA (DH)</b>	<b>L, 5-2/L, 5-1</b>
2/19	<b>UCLA</b>	<b>W, 3-0</b>
2/24	at Nevada	W, 7-6
2/25	at Nevada	L, 4-3
2/26	at Nevada	W, 2-1
2/28	<b>Saint Mary's</b>	<b>W, 4-1</b>
3/10	at No. 19 Baylor#	L, 5-4
3/11	vs. Louisiana Tech#	W, 11-9
3/12	vs. Michigan#	L, 13-9
3/17	at California	L, 3-1
3/18	<b>California</b>	<b>W, 10-3</b>
3/19	at California	W, 6-5 (10)
3/24	at San Diego State	W, 7-2
3/25	at San Diego State	W, 6-3
3/26	at San Diego State	W, 10-4
3/28	<b>Oregon State</b>	<b>L, 6-4</b>
4/1	at Cal Poly* (DH)	W, 11-9/L, 6-3
4/2	at Cal Poly*	L, 8-2
4/7	at UC Davis	L, 12-7
4/8	at UC Davis	W, 5-1 (10)
4/9	at UC Davis	W, 7-6 (11)
4/10	at Stanford	L, 2-1
4/13	<b>UC Santa Barbara*</b>	<b>W, 7-2</b>
4/14	<b>UC Santa Barbara*</b>	<b>W, 2-1</b>
4/15	<b>UC Santa Barbara*</b>	<b>L, 16-4</b>
4/18	<b>Nevada</b>	<b>W, 8-3</b>
4/21	<b>No. 1 Cal State Fullerton*</b>	<b>L, 8-1</b>
4/22	<b>No. 1 Cal State Fullerton*</b>	<b>L, 11-1</b>
4/23	<b>No. 1 Cal State Fullerton*</b>	<b>L, 8-4</b>
4/28	at Long Beach State*	L, 5-2
4/29	at Long Beach State*	L, 7-5
4/30	at Long Beach State*	L, 9-3
5/5	<b>UC Riverside*</b>	<b>L, 11-2</b>
5/6	<b>UC Riverside*</b>	<b>W, 5-4</b>
5/7	<b>UC Riverside*</b>	<b>W, 5-4</b>
5/9	<b>Sacramento State</b>	<b>W, 8-7</b>
5/12	at UC Irvine*	L, 13-6
5/13	at UC Irvine*	L, 6-3
5/14	at UC Irvine*	W, 4-1
5/19	<b>Washington</b>	<b>L, 5-3</b>
5/20	<b>Washington</b>	<b>W, 7-2</b>
5/21	<b>Washington</b>	<b>Cancelled</b>
5/23	<b>California</b>	<b>L, 3-2</b>
5/24	<b>Stanford</b>	<b>L, 14-8</b>
5/26	<b>Cal State Northridge*</b>	<b>W, 6-2</b>
5/27	<b>Cal State Northridge*</b>	<b>W, 4-1</b>
5/28	<b>Cal State Northridge*</b>	<b>W, 4-2</b>

\* Big West game

# Baylor Tournament

All times Pacific

Home games in **bold**

## 2006 Tiger Batting Stats

Player	AVG	GP	GS	AB	R	H	2B	3B	HR	RBI	TB	SLG%	BB	HBP	SO	GDP	OB%	SF	SH	SB	ATT
Glasgow, Ramon	.333	49	48	162	25	54	8	0	0	16	62	.383	20	10	32	2	.429	4	1	7	10
Berezay, Matt	.322	55	55	202	42	65	18	1	11	39	118	.584	36	12	42	5	.448	2	0	6	10
Ching, Adam	.308	55	55	224	40	69	15	1	0	23	86	.384	12	14	28	2	.378	1	6	10	12
Saunders, Bob	.307	33	26	101	13	31	1	0	0	5	32	.317	4	4	5	4	.358	0	4	2	3
Jackson, Anthony	.289	47	47	190	27	55	5	1	3	21	71	.374	16	6	29	2	.363	0	5	16	21
Devan, John	.279	44	33	122	21	34	7	0	4	20	53	.434	10	3	31	0	.338	4	6	1	1
Manning, Brett	.261	47	38	142	13	37	9	1	1	22	51	.359	16	6	31	2	.355	2	1	0	1
Zanini, Alex	.256	30	26	86	15	22	5	2	1	13	34	.395	7	7	24	5	.360	0	4	0	0
Joines, John	.238	16	11	42	7	10	1	0	0	4	11	.262	1	2	8	2	.289	0	0	0	0
Ross, Jake	.230	32	17	74	13	17	4	1	1	11	26	.351	6	4	27	1	.321	0	0	1	1
Baum, Justin	.214	52	47	182	27	39	12	0	12	46	87	.478	23	6	62	2	.316	4	0	0	1
Seiber, Justin	.208	11	7	24	4	5	1	0	1	6	9	.375	6	1	9	0	.387	0	0	0	0
Hall, Dale	.200	17	12	35	3	7	1	0	0	1	8	.229	2	2	5	0	.282	0	1	0	1
Oliveira, Joe	.194	25	21	62	5	12	0	1	0	8	14	.226	3	0	15	2	.227	1	3	0	0
Brindza, Will	.183	35	28	104	6	19	1	0	0	6	20	.192	2	5	18	5	.234	0	1	1	1
Haar, Jason	.167	12	3	18	1	3	0	0	0	4	3	.167	1	0	8	1	.200	1	0	0	0
Eastman, Clint	.154	25	19	65	8	10	3	0	0	4	13	.200	2	5	14	0	.233	1	3	0	1
Hamren, Erik	.111	6	2	9	1	1	0	0	0	1	1	.111	1	0	7	0	.200	0	0	0	0
Wilmer, Ryan	.000	2	0	2	0	0	0	0	0	0	0	.000	0	0	0	0	.000	0	0	0	0
Holley, Daniel	.000	2	0	1	0	0	0	0	0	0	0	.000	0	0	1	0	.000	0	0	0	0
Lilly, Isaiah	.000	1	0	1	0	0	0	0	0	0	0	.000	0	0	0	0	.000	0	0	0	0
<b>Totals</b>	<b>.265</b>	<b>55</b>	<b>55</b>	<b>1848</b>	<b>271</b>	<b>490</b>	<b>91</b>	<b>8</b>	<b>34</b>	<b>250</b>	<b>699</b>	<b>.378</b>	<b>168</b>	<b>87</b>	<b>396</b>	<b>35</b>	<b>.351</b>	<b>20</b>	<b>35</b>	<b>44</b>	<b>63</b>
Opponents	.275	55	55	1882	289	518	101	11	29	246	728	.387	215	40	344	36	.358	24	52	56	72

## 2006 Tiger Pitching Stats

Player	ERA	W-L	APP	GS	CG	SHO	CBO	SV	IP	H	R	ER	BB	SO	HR	AB	B/Avg	WP	HBP	BK
Schultz, Brad	0.00	0-0	1	0	0	0	0	0	1.0	1	0	0	0	1	0	4	.250	0	0	0
Spurgeon, Steve	2.76	4-1	21	3	1	0	0	1	49.0	40	21	15	25	39	1	185	.216	7	1	2
Centanni, Joey	2.77	6-4	18	12	3	0	0	0	87.2	77	40	27	26	40	5	327	.235	1	8	1
Neimeyer, Casey	2.89	0-0	5	0	0	0	0	0	9.1	8	3	3	5	4	1	34	.235	0	1	1
Haar, Jason	3.97	3-2	16	5	0	0	0	3	45.1	50	26	20	24	37	1	180	.278	3	4	0
Akins, Cole	4.05	0-0	5	0	0	0	0	0	6.2	9	3	3	2	1	0	25	.360	0	0	2
Pasma, Curtis	4.17	3-2	25	2	0	0	1	3	45.1	61	25	21	14	44	4	181	.337	4	5	1
Masseti, Luke	4.65	5-5	14	14	1	0	0	0	89.0	99	49	46	22	62	8	343	.289	4	4	1
Stolp, Eric	4.71	3-2	22	0	0	0	0	4	28.2	29	26	15	22	18	1	111	.261	11	4	4
Wild, Jake	4.80	2-4	20	7	0	0	0	1	54.1	60	40	29	30	42	5	213	.282	6	5	0
Lange, Match	5.62	0	0	7	0	0	0	0	8.0	10	8	5	5	6	1	32	.313	1	1	1
Harris, Ty'Relle	5.97	4-5	15	12	0	0	1	0	63.1	74	48	42	40	50	2	247	.300	12	7	1
<b>Totals</b>	<b>4.17</b>	<b>30-25</b>	<b>55</b>	<b>55</b>	<b>5</b>	<b>1</b>	<b>1</b>	<b>12</b>	<b>487.2</b>	<b>518</b>	<b>289</b>	<b>226</b>	<b>215</b>	<b>344</b>	<b>29</b>	<b>1882</b>	<b>.275</b>	<b>49</b>	<b>40</b>	<b>14</b>
Opponents	4.32	25-30	55	55	1	0	0	13	481.2	490	271	231	168	396	34	1848	.265	38	87	6



# Season Recap

## 2006 Final Standings

	Conference			Overall						
	W	L	Pct.	W	L	T	Pct.	Home	Away	Ntrl.
*^Cal State Fullerton	18	3	.857	50	15	0	.769	29-5	19-8	2-2
Long Beach State	12	9	.571	29	27	0	.518	15-12	13-14	1-1
^UC Irvine	11	10	.524	36	24	0	.600	21-11	15-11	0-2
Cal Poly	10	11	.476	29	27	0	.518	14-13	14-14	1-0
Pacific	9	12	.419	30	25	0	.545	18-12	11-12	1-1
UC Riverside	9	12	.429	29	25	0	.537	17-11	12-14	0-0
UC Santa Barbara	9	12	.429	26	28	0	.481	16-11	10-17	0-0
Cal State Northridge	6	15	.286	26	30	0	.464	16-13	10-17	0-0

\* Big West Champion      ^ NCAA Tournament

## Postseason Results

College World Series  
Rosenblatt Stadium • Omaha, Neb.

**Friday, June 16**

North Carolina 7, Cal State Fullerton 5 (13)

**Sunday, June 18**

Cal State Fullerton 7, Georgia Tech 5

**Tuesday, June 20**

Cal State Fullerton 7, Clemson 6

**Wednesday, June 21**

North Carolina 6, Cal State Fullerton 5

Cal State Fullerton NCAA Super Regional  
Goodwin Field • Fullerton, Calif.

**Friday, June 9**

Cal State Fullerton 7, Missouri 1

**Saturday, June 10**

Cal State Fullerton 9, Missouri 1

Cal State Fullerton NCAA Regional  
Goodwin Field • Fullerton, Calif.

**Friday, June 2**

Cal State Fullerton 6, Saint Louis 1

**Saturday, June 3**

Cal State Fullerton 9, Fresno State 2

**Sunday, June 4**

Cal State Fullerton 10, Fresno State 3

Pepperdine NCAA Regional  
Eddy D. Field Stadium • Malibu, Calif.

**Friday, June 2**

UCLA 3, UC Irvine 2

**Saturday, June 3**

Missouri 5, UC Irvine 4 (14)

## Big West vs. Non-Conference Opponents

Atlantic Coast .....	0-0	Pac-10 .....	27-36
Atlantic 10 .....	1-0	Patriot League .....	0-0
Big East .....	0-0	Southland .....	2-0
Big Ten .....	0-1	Southeastern .....	0-3
Big 12 .....	5-13	Sun Belt .....	2-1
Colonial .....	0-0	West Coast .....	34-15
Conference USA .....	6-3	Western Athletic .....	24-10
Horizon League .....	3-0	Independents .....	1-0
Ivy League .....	3-1	Reclassifying Division I .....	18-6
Mid-Continent .....	3-0	Non Division I .....	5-1
Missouri Valley .....	0-3	<b>Total .....</b>	<b>154-103</b>
Mountain West .....	19-10		

## 2006 Final Polls

### Collegiate Baseball

1. Oregon State	14. Oral Roberts
2. North Carolina	15. Stanford
3. Rice	16. Missouri
4. <b>Cal State Fullerton</b>	17. Texas
5. Clemson	18. Kentucky
6. Miami	19. Evansville
7. Georgia	20. Virginia
8. Georgia Tech	21. Houston
9. Alabama	22. Nebraska
10. Oklahoma	23. Oklahoma
11. Mississippi	24. Florida State
12. South Carolina	25. Arkansas
13. College of Charleston	

### Baseball America

1. Oregon State	14. College of Charleston
2. North Carolina	15. Nebraska
3. <b>Cal State Fullerton</b>	16. Virginia
4. Rice	17. Oral Roberts
5. Clemson	18. Missouri
6. Georgia	19. Stanford
7. Georgia Tech	20. Kentucky
8. Miami	21. Pepperdine
9. Oklahoma	22. Fresno State
10. Alabama	23. Oklahoma State
11. Mississippi	24. Houston
12. Texas	25. Wichita State
13. South Carolina	

### ESPN/Sports Weekly

1. Oregon State	14. Virginia
2. North Carolina	15. Kentucky
3. Rice	16. Stanford
4. <b>Cal State Fullerton</b>	17. South Carolina
5. Clemson	18. Nebraska
6. Miami	19. Oral Roberts
7. Georgia Tech	20. Florida State
8. Georgia	21. Missouri
9. Alabama	22. Arkansas
10. Mississippi	23. Arizona State
11. Oklahoma	24. Houston
12. Texas	25. Pepperdine
13. College of Charleston	

### NCBWA

1. Oregon State	14. Virginia
2. North Carolina	15. Oral Roberts
3. Rice	16. Texas
4. <b>Cal State Fullerton</b>	17. Kentucky
5. Clemson	18. Stanford
6. Miami	19. Nebraska
7. Georgia Tech	20. Missouri
8. Georgia	21. Tulane
9. Alabama	22. Florida State
10. Oklahoma	23. Oklahoma State
11. Mississippi	24. Pepperdine
12. College of Charleston	25. Houston
13. South Carolina	



# All-Americans

## 2006 National Accolades

(Big West honorees only)

### Baseball America

#### First Team

Wes Roemer, Cal State Fullerton, SP

#### Second Team

Justin Turner, Cal State Fullerton, 2B

Evan Longoria, Long Beach State, 3B

#### Third Team

Lauren Gagnier, Cal State Fullerton, SP

### Collegiate Baseball

#### Co-Player of the Year

Wes Roemer, Cal State Fullerton, SP

#### First Team

Wes Roemer, Cal State Fullerton, SP

#### Second Team

Vinnie Pestano, Cal State Fullerton, RP

Justin Turner, Cal State Fullerton, 2B

#### Third Team

Evan Longoria, Long Beach State, 3B

#### All-Freshman

Scott Gorgen, UC Irvine, SP

Danny Espinosa, Long Beach State, SS

### ABCA

#### First Team

Wes Roemer, Cal State Fullerton, SP

Justin Turner, Cal State Fullerton, 2B

#### Third Team

Vinnie Pestano, Cal State Fullerton, RP

Evan Longoria, Long Beach State, 3B

### NCBWA

#### District IX Player of the Year

Wes Roemer, Cal State Fullerton, SP

#### First Team

Wes Roemer, Cal State Fullerton, SP


#### Second Team

Lauren Gagnier, Cal State Fullerton, SP

Vinnie Pestano, Cal State Fullerton, RP

#### Third Team

Evan Longoria, Long Beach State, 3B



Wes Roemer  
Cal State Fullerton

## 2006 NCAA Leaders

### Individual Hitting

Category	Player, School	Avg./No.	Rank
Runs	Alden Carrithers, UCSB	1.13	T34th
Walks	Alden Carrithers, UCSB	.85	15th
Sacrifice Hits	Ben Orloff, UCI	.46	1st
	Aaron Lowenstein, UCI	.27	T14th
	Brian Gump, UCSB	.27	T14th
Hit By Pitch	Taylor Holiday, UCI	.30	T46th
Toughest To Strike Out	Ben Orloff, UCI	15.2	T34th
Stolen Bases	Brett Bigler, UCR	.50	T39th

### Individual Pitching

Category	Player, School	Avg./No.	Rank
ERA	Justin Segal, UCSB	2.29	31st
	Wes Roemer, CSF	2.38	T36th
	Scott Gorgen, UCI	2.54	T52nd
Victories	Lauren Gagnier, CSF	14	T1st
	Wes Roemer, CSF	13	T3rd
	Dustin Miller, CSF	12	T12th
Saves	Blair Erickson, UCI	13	T13th
	Vinnie Pestano, CSF	13	T13th
	Daniel Stange, UCR	11	T22nd
	Rocky Roquet, CP	10	T34th

### Team Hitting

Category	School	Avg./No.	Rank
Batting Average	Cal State Fullerton	.313	T36th
Triples	Cal State Fullerton	.35	T33rd
	Long Beach State	.34	T36th

Doubles	UC Riverside	2.02	50th
	Cal State Fullerton	1.97	T66th
Stolen Bases	UC Irvine	1.78	21st
	UC Riverside	1.54	T48th

### Team Pitching

Category	School	Avg./No.	Rank
ERA	Cal State Fullerton	2.73	1st
	UC Irvine	3.45	15th
	Long Beach State	3.64	28th
	UC Riverside	4.32	75th
Strikeouts Per Nine	UC Riverside	7.4	T54th
	Cal State Fullerton	7.3	T59th

### Miscellaneous

Category	School	Avg./No.	Rank
Fielding Percentage	Cal State Fullerton	.977	T5th
	Long Beach State	.967	T55th
	UC Santa Barbara	.967	T55th
	Cal Poly	.967	T55th
	UC Irvine	.966	T68th
Double Plays	UC Santa Barbara	1.06	T21st
	Pacific	.950	T55th
	UC Irvine	.930	T66th
	Cal Poly	.930	T66th
Won-Lost Percentage	Cal State Fullerton	.769	3rd
	UC Irvine	.600	T69th

# Batting Statistics

## 2006 Big West Team Batting Statistics

Team	Avg.	G	AB	R	H	2B	3B	HR	RBI	TB	SLG%	BB	HBP	SO	OB%	SB-SBA
Cal State Fullerton	.313	65	2281	428	713	128	23	43	392	1016	.445	211	68	389	.383	90-131
UC Riverside	.298	54	1857	328	554	109	14	22	297	757	.408	203	56	326	.379	83-115
UC Santa Barbara	.289	54	1838	330	532	84	11	32	302	734	.399	208	41	358	.370	31-51
Cal Poly	.283	56	1921	323	544	89	11	41	292	778	.405	240	57	366	.376	56-83
Cal State Northridge	.282	56	1896	290	535	90	10	20	244	705	.372	177	82	353	.365	42-59
Long Beach State	.278	56	1872	283	521	96	19	24	254	727	.388	169	71	288	.356	34-59
UC Irvine	.276	60	1994	308	551	91	14	20	271	730	.366	193	89	389	.362	107-152
Pacific	.265	55	1848	271	490	91	8	34	250	699	.378	168	87	396	.351	44-63

## 2006 Big West Individual Batting Statistics

(Minimum 2.0 AB per team game/sorted by average)

Player	AVG	GP	GS	AB	R	H	2B	3B	HR	RBI	TB	SLG%	BB	HBP	OB%	SB	ATT
Brett Bigler, UCR	.356	54	53	205	45	73	11	4	0	35	92	.449	36	6	.456	27	31
Justin Turner, CSF	.355	65	65	287	63	102	19	4	4	43	141	.491	16	9	.404	20	26
Cody Cipriano, UCI	.354	53	52	192	31	68	18	1	4	36	100	.521	28	9	.455	16	20
Josh Lansford, CP	.353	56	56	235	33	83	12	3	7	39	122	.519	20	3	.405	5	10
Evan Longoria, LBSU	.353	56	56	201	42	71	13	2	11	43	121	.602	40	6	.468	3	6
Jaime Pedroza, UCR	.352	45	45	159	29	56	11	3	2	31	79	.497	10	1	.392	6	11
Blake Davis, CSF	.351	64	64	259	64	91	13	5	5	39	129	.498	22	8	.414	15	22
Danny Dorn, CSF	.351	57	46	174	37	61	13	1	4	43	88	.506	25	3	.438	7	10
DJ Hollingsworth, UCR	.351	52	51	185	39	65	15	1	5	39	97	.524	31	6	.449	24	30
Alden Carrithers, UCSB	.342	53	53	196	60	67	12	1	2	30	87	.444	45	2	.465	6	11
Chris Valaika, UCSB	.335	54	54	227	44	76	12	1	10	57	120	.529	12	4	.372	4	4
Ramon Glasgow, PAC	.333	49	48	162	25	54	8	0	0	16	62	.383	20	10	.429	7	10
Robbie Blauer, UCSB	.332	53	53	184	38	61	11	0	2	29	78	.424	30	4	.432	2	3
Gary Dudley, UCI	.331	54	42	142	35	47	9	3	1	14	65	.458	18	7	.426	24	31
Brett Pill, CSF	.328	65	65	253	52	83	23	3	5	40	127	.502	39	10	.433	11	20
Matt Canepa, CP	.326	53	48	178	21	58	7	0	1	35	68	.382	14	8	.396	1	1
Matt Emerick, UCSB	.325	53	52	191	31	62	11	4	2	27	87	.455	15	1	.373	7	12
Matt Berezay, PAC	.322	55	55	202	42	65	18	1	11	39	118	.584	36	12	.448	6	10
Brandon Tripp, CSF	.321	64	63	221	44	71	11	6	9	42	121	.548	22	13	.409	10	13
Scott Lyons, CSUN	.321	48	42	156	22	50	3	0	1	30	56	.359	11	8	.388	4	8

## 2006 Big West Individual Batting Leaders

<b>Hits</b>		<b>Home Runs</b>		Taylor Holiday, UCI	48	Brett Bigler, UCR	36
Justin Turner, CSF	102	Jimmy Van Ostrand, CP	13	Jimmy Van Ostrand, CP	46	Jimmy Van Ostrand, CP	32
Blake Davis, CSF	91	Justin Baum, PAC	12	Brett Bigler, UCR	45	Brent Walker, CP	32
Brett Pill, CSF	83	Evan Longoria, LBSU	11	Jonathan Sakurai, CSUN	45	DJ Hollingsworth, UCR	31
Josh Lansford, CP	83	Matt Berezay, PAC	11	<b>On-Base Percentage</b>		Robbie Blauer, UCSB	30
Chris Valaika, UCSB	76	Chris Valaika, UCSB	10	Evan Longoria, LBSU	.468	Johnny Coit, CSUN	29
Brett Bigler, UCR	73	Brandon Tripp, CSF	9	Alden Carrithers, UCSB	.465	<b>Slugging Percentage</b>	
Brandon Tripp, CSF	71	Jaime Martinez, UCI	8	Brett Bigler, UCR	.456	Evan Longoria, LBSU	.602
Evan Longoria, LBSU	71	Grant Desme, CP	8	Cody Cipriano, UCI	.455	Matt Berezay, PAC	.584
Evan McArthur, CSF	69	<b>Doubles</b>		DJ Hollingsworth, UCR	.449	Jimmy Van Ostrand, CP	.561
Adam Ching, PAC	69	Brett Pill, CSF	23	Matt Berezay, PAC	.448	Brandon Tripp, CSF	.548
<b>RBI</b>		Justin Turner, CSF	19	Danny Dorn, CSF	.438	Chris Valaika, UCSB	.529
Chris Valaika, UCSB	57	Matt Berezay, PAC	18	Brett Pill, CSF	.433	DJ Hollingsworth, UCR	.524
Jimmy Van Ostrand, CP	49	Cody Cipriano, UCI	18	Robbie Blauer, UCSB	.432	Cody Cipriano, UCI	.521
Justin Baum, PAC	46	Danny Espinosa, LBSU	16	Ramon Glasgow, PAC	.429	Josh Lansford, CP	.519
Jaime Martinez, UCI	45	Nick Salotti, UCR	15	<b>Hit by Pitch</b>		Danny Dorn, CSF	.506
Evan Longoria, LBSU	43	Adam Ching, PAC	15	Taylor Holiday, UCI	18	Brett Pill, CSF	.502
Justin Turner, CSF	43	DJ Hollingsworth, UCR	15	Jimmy Van Ostrand, CP	15	<b>Total Bases</b>	
Danny Dorn, CSF	43	Sean Boatright, LBSU	14	Adam Ching, PAC	14	Justin Turner, CSF	141
Brandon Tripp, CSF	42	<b>Triples</b>		Brandon Tripp, CSF	13	Blake Davis, CSF	129
Brett Pill, CSF	40	Brandon Tripp, CSF	6	Matt Berezay, PAC	12	Brett Pill, CSF	127
<b>Stolen Bases</b>		Blake Davis, CSF	5	Brian Steinmeyer, UCR	12	Josh Lansford, CP	122
Brett Bigler, UCR	27	Justin Turner, CSF	4	Robert Perry, LBSU	11	Evan Longoria, LBSU	121
DJ Hollingsworth, UCR	24	Matt Emerick, UCSB	4	Brett Pill, CSF	10	Brandon Tripp, CSF	121
Gary Dudley, UCI	24	Robert Perry, LBSU	4	Danny Espinosa, LBSU	10	Chris Valaika, UCSB	120
Brent Walker, CP	20	Brett Bigler, UCR	4	Ramon Glasgow, PAC	10	Jimmy Van Ostrand, CP	119
Justin Turner, CSF	20	<b>Runs</b>		<b>Walks</b>		Matt Berezay, PAC	118
Cody Cipriano, UCI	16	Blake Davis, CSF	64	Alden Carrithers, UCSB	45	Evan McArthur, CSF	105
Anthony Jackson, PAC	16	Justin Turner, CSF	63	Evan Longoria, LBSU	40		
Blake Davis, CSF	15	Alden Carrithers, UCSB	60	Brett Pill, CSF	39		
Taylor Holiday, UCI	15	Brett Pill, CSF	52	Matt Berezay, PAC	36		

# Pitching Statistics

## 2006 Big West Team Pitching Statistics

Team	ERA	W	L	G	CG	SHO	CBO	SV	IP	H	R	ER	BB	SO	HR	AB	B/Avg
Cal State Fullerton	2.73	50	15	65	4	6	3	18	590.0	495	212	179	129	481	37	2186	.226
UC Irvine	3.45	36	24	60	6	6	3	20	545.1	547	254	209	167	427	28	2044	.268
Long Beach State	3.64	29	27	56	6	3	1	13	497.0	505	247	201	149	334	21	1906	.265
Pacific	4.17	30	25	55	5	1	1	12	487.2	518	289	226	215	344	29	1882	.275
UC Riverside	4.32	29	25	54	3	3	3	13	487.2	535	291	234	159	399	29	1883	.284
Cal Poly	4.43	29	27	56	3	1	1	13	497.1	516	287	245	240	360	26	1885	.274
Cal State Northridge	4.84	26	30	56	3	4	2	11	489.0	517	326	263	212	367	40	1886	.274
UC Santa Barbara	4.95	26	28	54	1	0	0	8	467.2	499	306	257	200	256	29	1784	.280

## 2006 Big West Individual Pitching Statistics

(sorted by earned run average)

Player	ERA	W	L	APP	GS	CG	SHO	CBO	SV	IP	H	R	ER	BB	SO	AB	B/Avg
Justin Segal, UCSB	2.29	5	3	36	0	0	0	0	7	55.0	46	20	14	13	33	191	.241
Wes Roemer, CSF	2.38	13	2	21	20	3	2	1	1	155.0	126	43	41	7	145	573	.220
Scott Gorgen, UCI	2.54	7	5	19	17	0	0	2	0	110.0	93	37	31	33	87	397	.234
Joey Centanni, PAC	2.77	6	4	18	12	3	0	0	0	87.2	77	40	27	26	40	327	.235
Lauren Gagnier, CSF	2.80	14	5	21	19	0	0	1	0	131.2	109	44	41	25	105	494	.221
Glenn Swanson, UCI	2.86	9	4	21	14	2	2	2	0	91.1	94	36	29	15	69	337	.279
Andrew Carpenter, LBSU	2.91	7	4	16	16	5	2	0	0	117.2	102	44	38	20	99	428	.238
James Simmons, UCR	2.96	9	5	16	16	0	0	2	0	109.1	108	47	36	19	94	414	.261
Jeff Braun, UCSB	3.11	2	2	9	9	0	0	0	0	55.0	56	24	19	17	31	212	.264
Dustin Miller, CSF	3.13	12	1	18	14	1	1	0	0	97.2	85	41	34	26	52	352	.241
Justin Cassel, UCI	3.43	7	9	18	18	4	1	0	0	134.0	136	61	51	25	99	513	.265
Jared Hughes, LBSU	3.67	8	4	16	16	1	0	0	0	108.0	97	56	44	33	77	410	.237
Vance Worley, LBSU	3.82	4	7	21	8	0	0	1	1	73.0	78	44	31	28	37	283	.276
Craig Baker, CSUN	3.97	6	9	18	16	2	1	1	0	102.0	105	54	45	33	102	394	.266
Taylor Bills, UCR	4.11	5	5	15	12	3	0	1	1	81.0	78	43	37	25	42	298	.262

## 2006 Big West Individual Pitching Leaders

Appearances	Strikeouts	Games Started
Ryan Paul, CSF 39	Wes Roemer, CSF 145	Wes Roemer, CSF 20
Justin Segal, UCSB 36	Gary Daley, CP 110	Lauren Gagnier, CSF 19
Casey Fien, CP 30	Lauren Gagnier, CSF 105	Gary Daley, CP 19
Jimmy Brett, CSUN 30	Craig Baker, CSUN 102	Bud Norris, CP 18
Vinnie Pestano, CSF 29	Andrew Carpenter, LBSU 99	Justin Cassel, UCI 18
Blair Erickson, UCI 29	Justin Cassel, UCI 99	Scott Gorgen, UCI 17
Dylan Axelrod, UCI 28	James Simmons, UCR 94	Jared Hughes, LBSU 16
Dan Runzler, UCR 28	Scott Gorgen, UCI 87	Andrew Carpenter, LBSU 16
Andrew Schoneberger, UCSB 26	Jared Hughes, LBSU 77	James Simmons, UCR 16
Daniel Stange, UCR 26	Chuckie Fick, CSUN 72	Craig Baker, CSUN 16
Wins	Innings Pitched	Games Finished
Lauren Gagnier, CSF 14	Wes Roemer, CSF 155.0	Justin Segal, UCSB 31
Wes Roemer, CSF 13	Justin Cassel, UCI 134.0	Vinnie Pestano, CSF 26
Dustin Miller, CSF 12	Lauren Gagnier, CSF 131.2	Blair Erickson, UCI 24
Glenn Swanson, UCI 9	Andrew Carpenter, LBSU 117.2	Daniel Stange, UCR 24
James Simmons, UCR 9	Bud Norris, CP 110.2	Rocky Roquet, CP 22
Jared Hughes, LBSU 8	Gary Daley, CP 110.0	Joe Rocchio, CSUN 15
Bud Norris, CP 8	Scott Gorgen, UCI 110.0	Bryan Shaw, LBSU 15
Four tied at 7	James Simmons, UCR 109.1	Eric Stolp, PAC 14
	Jared Hughes, LBSU 108.0	Ryan Paul, CSF 12
	Craig Baker, CSUN 102.0	Kyle Necke, UCI 12
Saves	Opposing Batting Avg.	Batters Struck Out Looking
Blair Erickson, UCI 13	Wes Roemer, CSF .220	Wes Roemer, CSF 58
Vinnie Pestano, CSF 13	Lauren Gagnier, CSF .221	Craig Baker, CSUN 35
Daniel Stange, UCR 11	Scott Gorgen, UCI .234	James Simmons, UCR 35
Rocky Roquet, CP 10	Joey Centanni, PAC .235	Gary Daley, CP 33
Justin Segal, UCSB 7	Jared Hughes, LBSU .237	Justin Cassel, UCI 29
Joe Rocchio, CSUN 6	Chuckie Fick, CSUN .237	Jared Hughes, LBSU 28
Donnie Hume, LBSU 4	Andrew Carpenter, LBSU .238	Scott Gorgen, UCI 25
Bryan Shaw, LBSU 4	Justin Segal, UCSB .241	Glenn Swanson, UCI 24
Eric Stolp, PAC 4	Dustin Miller, CSF .241	Lauren Gagnier, CSF 22
Kyle Necke, UCI 4	James Simmons, UCR .261	Blair Erickson, UCI 20

# All-Conference

## 2006 Big West Baseball All-Conference Teams

### FIRST TEAM

Player	School	Ht.	B-T	Yr.	Pos.	Hometown
Matt Canepa	Cal Poly	6-1	R/R	Jr.	C	Corona del Mar, Calif.
Brett Pill	Cal State Fullerton	6-4	R/R	Jr.	1B	Covina, Calif.
Justin Turner	Cal State Fullerton	6-0	R/R	Sr.	2B	Bellflower, Calif.
Evan Longoria	Long Beach State	6-2	R/R	Jr.	3B	Downey, Calif.
^Blake Davis	Cal State Fullerton	5-11	L/R	Jr.	SS	Fountain Valley, Calif.
Chris Valaika	UC Santa Barbara	6-0	R/R	Jr.	SS	Valencia, Calif.
Brett Bigler	UC Riverside	6-3	L/L	Jr.	OF	Santa Ana, Calif.
DJ Hollingsworth	UC Riverside	5-9	L/L	Jr.	OF	Tracy, Calif.
Brandon Tripp	Cal State Fullerton	6-2	L/R	Jr.	OF	La Palma, Calif.
Matt Berezay	Pacific	5-11	S/R	Sr.	DH	Manteca, Calif.
Jimmy Van Ostrand	Cal Poly	6-4	R/R	Sr.	UT	Richmond, B.C.
Andrew Carpenter	Long Beach State	6-3	R/R	Jr.	SP	West Covina, Calif.
Lauren Gagnier	Cal State Fullerton	6-2	R/R	Jr.	SP	Santa Cruz, Calif.
Wes Roemer	Cal State Fullerton	6-0	R/R	So.	SP	Glendora, Calif.
Vinnie Pestano	Cal State Fullerton	6-1	R/R	Jr.	RP	Anaheim Hills, Calif.

### SECOND TEAM

Player	School	Ht.	B-T	Yr.	Pos.	Hometown
John Curtis	Cal State Fullerton	6-2	L/R	Jr.	C	Newhall, Calif.
Steve Lemmon	Cal State Northridge	6-2	R/R	Jr.	C	Upland, Calif.
Robbie Blauer	UC Santa Barbara	6-2	L/L	Jr.	1B	Huntington Beach, Calif.
Jaime Martinez	UC Irvine	6-5	R/R	Sr.	1B	Oxnard, Calif.
Alden Carrithers	UC Santa Barbara	5-9	L/R	So.	2B	Portland, Ore.
Cody Cipriano	UC Irvine	6-0	R/R	Jr.	2B	Agoura, Calif.
Josh Lansford	Cal Poly	6-3	R/R	Jr.	3B	Mountain View, Calif.
Danny Dorn	Cal State Fullerton	6-2	L/L	Sr.	OF	Diamond Bar, Calif.
Matt Emerick	UC Santa Barbara	6-0	L/R	Sr.	OF	Santa Barbara, Calif.
Robert Perry	Long Beach State	5-9	L/L	Jr.	OF	Sunnyvale, Calif.
Shane Peterson	Long Beach State	6-0	L/L	Fr.	DH	Temecula, Calif.
Bob Saunders	Pacific	5-8	R/R	Sr.	UT	Oakland, Calif.
Craig Baker	Cal State Northridge	6-3	R/R	Jr.	SP	Hemet, Calif.
Scott Gorgen	UC Irvine	5-10	R/R	Fr.	SP	Concord, Calif.
Dustin Miller	Cal State Fullerton	6-4	R/R	Sr.	SP	Diamond Bar, Calif.
James Simmons	UC Riverside	6-3	R/R	So.	SP	Norco, Calif.
Justin Segal	UC Santa Barbara	5-10	R/R	Jr.	RP	Calabasas, Calif.

### HONORABLE MENTION

Player	School	Ht.	B-T	Yr.	Pos.	Hometown
Chris McMurray	UC Santa Barbara	6-0	R/R	Fr.	C	Mission Viejo, Calif.
Evan McArthur	Cal State Fullerton	6-2	R/R	Jr.	3B	Medford, Ore.
Danny Espinosa	Long Beach State	6-0	S/R	Fr.	SS	Santa Ana, Calif.
Scott Lyons	Cal State Northridge	6-0	R/R	Fr.	SS	Covina, Calif.
David Cooper	Cal State Fullerton	6-1	L/L	Fr.	DH	Stockton, Calif.
Jared Clark	Cal State Fullerton	6-4	R/R	So.	OF	Castaic, Calif.
Grant Desme	Cal Poly	6-1	R/R	So.	OF	Bakersfield, Calif.
Anthony Jackson	Pacific	5-8	S/R	Sr.	OF	Modesto, Calif.
Joey Centanni	Pacific	5-11	R/L	Fr.	SP	San Diego, Calif.
Jared Hughes	Long Beach State	6-7	R/R	Jr.	SP	Laguna Beach, Calif.
Blair Erickson	UC Irvine	6-1	R/R	Jr.	RP	Fair Oaks, Calif.
Daniel Stange	UC Riverside	6-3	R/R	Jr.	RP	Wildomar, Calif.

<sup>A</sup>Two-time All-Big West First Team selection

### 2006 Big West Co-Players of the Year

Evan Longoria, Long Beach State  
Justin Turner, Cal State Fullerton

### 2006 Big West Freshman Player of the Year

Danny Espinosa, Long Beach State

### 2006 Big West Pitcher of the Year

Wes Roemer, Cal State Fullerton

### 2006 Big West Freshman Pitcher of the Year

Scott Gorgen, UC Irvine

### 2006 Big West Coach of the Year

George Horton, Cal State Fullerton

### 2006 Field Players of the Week

2/6	Sean Boatright	LBSU	4/24	Brett Bigler	UCR
2/13	Brett Pill	CSF	5/1	Evan Longoria	LBSU
2/20	Evan Longoria	LBSU	5/8	Chris Valaika	UCSB
2/27	Gary Dudley	UCI	5/15	DJ Hollingsworth	UCR
3/6	Jared Clark	CSF	5/22	Robbie Blauer	UCSB
3/13	Matt Berezay	PAC	5/29	Cody Cipriano	UCI
3/20	Jimmy Van Ostrand	CP			
3/27	Evan McArthur	CSF			
4/3	Evan Longoria	LBSU			
4/10	Joe Oliveira	PAC			
4/17	Jaime Martinez	UCI			

### 2006 Pitchers of the Week

2/6	James Simmons	UCR	4/10	Wes Roemer	CSF
2/13	Scott Gorgen	UCI	4/17	Andrew Carpenter	LBSU
2/20	Andrew Carpenter	LBSU		Joey Centanni	PAC
2/27	Craig Baker	CSUN	4/24	Justin Cassel	UCI
	Andrew Carpenter	LBSU	5/1	Glenn Swanson	UCI
	Ty'Relle Harris	PAC	5/8	Andrew Carpenter	LBSU
3/6	Gary Daley	CP	5/15	Steve Spurgeon	PAC
3/13	Wes Roemer	CSF	5/22	Dustin Miller	CSF
3/20	Blair Erickson	UCI	5/29	Justin Cassel	UCI
3/27	Craig Baker	CSUN		Wes Roemer	CSF
4/3	Wes Roemer	CSF			



# Batting Records

## Games

Season:	69	John Fishel, CSF, 1985 Kurt Suzuki, CSF, 2004 P.J. Pilitere, CSF, 2004 Ronnie Prettyman, CSF, 2004
Career:	253	Justin Turner, CSF, 2003-06

## Average (2.5 AB per team game)

Season:	.474	Don Barbara (LH), LBSU, 1990
	.431	Steve Woodward (B), CSF, 2000
Career:	.429	Don Barbara, LBSU, 1989-90

## At Bats

Game:	9	Shane Rooney, PAC vs. New Mexico State, 3-16-97
Season:	323	Tom Goodwin, FS, 1988
Career:	1008	Justin Turner, CSF, 2003-06

## Runs

Game:	7	Steve Moser, UNLV vs. San Jose State, 5-11-86
Season:	101	Reed Johnson, CSF, 1999
Career:	286	Joe Inglett, UN, 1997-00

## Hits

Game:	8	Cory Smith, NMSU vs. Pacific, 5-3-97
Season:	113	Chuck Lopez (LH), LBSU, 1998
	112	Lance Shebelut (RH), FS, 1988
Career:	331	Justin Turner, CSF, 2003-06

## Doubles

Game:	4	Harvey Hill, FS vs. Saint Mary's, 3-13-87
	4	Ryan Haag, CSN vs. UC Riverside, 4-7-02
Season:	29	John Eccles (RH), CSF, 1986
	28	Shane Costa (LH), CSF, 2003
Career:	68	Chad Peshke, UCSB, 1998-01

## Triples

Game:	2	multiple times
Season:	9	Dante Powell (RH), CSF, 1992
	9	Brant Brown (LH), FS, 1992
	9	Chris Prieto (LH), UN, 1993 & 1994
	9	Brandon Roberts (LH), CP, 2005
Career:	21	Wynter Phoenix, UCSB, 1993-96

## Home Runs

Game:	4	Gus Kennedy, UNLV, 1994
Season:	32	Lance Shebelut (RH), FS, 1988
	27	Don Price (LH), UN, 1999
Career:	62	Andy Dominique, UN, 1994-97

## Extra-Base Hits

Season:	48	Lance Shebelut (RH), FS, 1988
	51	Mark Kotsay (LH), CSF, 1996
Career:	116	Mark Kotsay, CSF, 1994-96
	116	Andy Dominique, UN, 1994-97

## Runs Batted In

Game:	12	Cory Smith, NMSU vs. Pacific, 5-3-97
Season:	96	Andy Dominique (RH), UN, 1997
	94	Mike Oglesbee (LH), UNLV, 1985
Career:	257	Lyle Overbay, UN, 1996-99

## Total Bases

Game:	19	Cory Smith, NMSU vs. Pacific, 5-3-97
Season:	226	Lance Shebelut (RH), FS, 1988
	204	Mark Kotsay (LH), CSF, 1995
Career:	514	Lyle Overbay, UN, 1996-99

## Slugging Percentage

Season:	.848	Jason Story, NMSU, 1998
Career:	.789	Mike Oglesbee, UNLV, 1985-86

## Stolen Bases

Game:	5	Doug Stodgel, CSLA vs. UC Davis, 1970
	5	Joe Kemp, UCSB vs. Sonoma State, 1987
	5	Tom Goodwin, FS vs. Hawai'i, 1989
	5	Tom Goodwin, FS vs. Pacific, 1989
	5	Jerrold Rountree, UCSB vs. Cal Poly, 1989
	5	Jerrold Rountree, UCSB vs. Wake Forest, 1991
	5	Jake Kershner, NMSU vs. Michigan State, 1995
Season:	62	Tom Goodwin, FS, 1988
Career:	193	Jerrold Rountree, UCSB, 1988-91

## Bases on Balls

Game:	5	Travis Peterson, SJSU vs. Pacific, 1995
	5	Jason Giambi, LBSU vs. Portland, 1991
	5	Joey Camarata, PAC vs. New Mexico State, 3-16-97
	5	Chase Headley, PAC vs. Coppin State, 2-22-03
	5	Sergio Pedroza, CSF vs. CSUN, 4-8-05
Season:	65	Phil Nevin, CSF, 1992
Career:	157	Joe Inglett, UN, 1997-00

## Strikeouts

Season:	74	Matt Wilkerson, UCSB, 2005
Career:	165	Lyle Overbay, UN, 1996-99

## Miscellaneous (Game)

Errors:	5	Brian Nakamoto, SJSU, 1971
	5	Jason Collette, UCR, 2004

## Miscellaneous (Season)

Caught Stealing:	19	Jerrold Rountree, UCSB, 1991
Sacrifices:	26	Ben Orloff, UCI, 2006
Sacrifice Flies:	13	Mark Kotsay, CSF, 1996
Hit By Pitch:	30	David Bacani, CSF, 1998

## Annual Batting Champions

Year	Player	School	Avg.
1970	Dale Duncan	Long Beach State	.362
1971	Dario Pini	Long Beach State	.388
1972	Paul Lee	UC Santa Barbara	.357
1973	Mark Hance	Fresno State	.422
1974	Burke Weismann	UC Santa Barbara	.351
1975	Dan Olson	Long Beach State	.361
1976	Jody Robinson	Cal State Fullerton	.392
1985	Bill Geivett	UC Santa Barbara	.412
1986	Tony Felicione	Long Beach State	.431
1987	Andy Mota	Cal State Fullerton	.377
1988	Lance Shebelut	Fresno State	.401
1989	Steve Vondran	Fresno State	.388
1990	Don Barbara	Long Beach State	.474
1991	Jason Giambi	Long Beach State	.407
1992	Phil Nevin	Cal State Fullerton	.402
1993	Gerad Cawhorn	San Jose State	.405
1994	Neil Garcia	Nevada	.382
1995	Mark Kotsay	Cal State Fullerton	.422
1996	Mark McNelly	New Mexico State	.419
1997	Scott Kidd	Cal Poly	.412
1998	Chuck Lopez	Long Beach State	.422
1999	Lyle Overbay	Nevada	.420
2000	Joe Inglett	Nevada	.435
2001	Robert Smith	Cal State Northridge	.409
	J.T. Stotts	Cal State Northridge	.409
2002	Bryan Gant	Cal Poly	.402
2003	Ryan Harvey	UC Riverside	.411
2004	Kurt Suzuki	Cal State Fullerton	.413
2005	Kyle Blumenthal	Cal Poly	.410
2006	Brett Bigler	UC Riverside	.356

# Pitching Records

## Games

Season:	40	Chad Cordero, Cal State Fullerton, 2003
Career:	127	Kirk Saarloos, Cal State Fullerton, 1998-01

## Starts

Season:	23	John Salles, Fresno State, 1988
Career:	61	Craig Brink, UC Irvine, 1985-88

## Complete Games

Season:	18	Bobby Jones, Fresno State, 1991
Career:	33	John Salles, Fresno State, 1986-88

## Innings Pitched

Game:	20	Jeff Gingrich, San Jose State vs. LBSU, 1973
	20	Ruben Patrone, Long Beach State vs. SJSU, 1973
Season:	177.1	John Salles, Fresno State, 1988
Career:	449.1	Dan Grimm, Fresno State, 1971-74

## Wins

Season:	18	Ted Silva, Cal State Fullerton, 1995
Career:	37	Jered Weaver, Long Beach State, 2002-04

## Losses

Season:	13	Chad Holmes, Long Beach State, 1988
Career:	27	Jim Yanko, Pacific, 1987, 89-91

## Saves

Season:	20	Gabe Gonzalez, Long Beach State, 1995
Career:	46	Gabe Gonzalez, Long Beach State, 1992-95

## Shutouts

Season:	4	Kirk Saarloos, Cal State Fullerton, 2001
	4	Mike Parisi, Cal State Fullerton, 1994
	4	Bobby Jones, Fresno State, 1991
Career:	5	five tied

## Strikeouts

Game:	22	Dan Reichert, Pacific vs. Washington State, 2-14-97
Season:	213	Jered Weaver, Long Beach State, 2004
Career:	419	Jered Weaver, Long Beach State, 2002-04

## Walks

Game:	13	Dick Ruthven, Fresno State, 1972
Season:	87	Gary Goldsmith, New Mexico State, 1992
Career:	184	Rocky Biddle, Long Beach State, 1995-97

## Earned Run Average

Season ( <i>Min 100 IP</i> ):	1.17	Curt Lewis, Cal State Fullerton, 1976
Career ( <i>Min 200 IP</i> ):	1.52	Dick Ruthven, Fresno State, 1970-72

## Winning Percentage

Season:	1.000	Tim Dixon (13-0), Cal State Fullerton, 1995
	1.000	Benito Flores (12-0), Cal State Fullerton, 1998
	1.000	Matt Sorensen (12-0), Cal State Fullerton, 1999
+Career:	1.000	Matt Sorensen (17-0), Cal State Fullerton, 1999-00

+*Min. 15 career decisions*

## Miscellaneous (Season)

Most Runs Allowed:	128	Todd Uzzell, NMSU, 1999
^Fewest Earned Runs Allowed:	10	Chad Cordero, CSF, 2003
Most Earned Runs Allowed:	91	Gary Goldsmith, NMSU, 1992
^Fewest Hits Allowed:	33	Chris Demaria, LBSU, 2001
Most Hits Allowed:	187	Scott Lewis, UNLV, 1988
Most HR Allowed:	22	Tim Meamber, UNLV, 1986
Most Hit Batters:	25	Darin Moore, PAC, 1999
Most Wild Pitches:	21	Rick Montoya, NMSU, 1997

^*Min. 50+ innings pitched*

## Freshman Records (Season)

### Batting

+Highest Average:	.383, Ryan Hankins, UNLV, 1995
Most Games:	67, Bryan Kennedy, LBSU, 1998
Most At Bats:	251, Todd Johnson, FS, 1990
Most Runs:	65, Bryan Kennedy, LBSU, 1998
Most Hits:	92, Todd Johnson, FS, 1990
	92, Ryan Hankins, UNLV, 1995
Most Doubles:	25, Bryan Kennedy, LBSU, 1998
Most Triples:	9, Dante Powell, CSF, 1992
Most Home Runs:	17, Justin Baum, PAC, 2005
Most RBI:	81, Bryan Kennedy, LBSU, 1998
Most Total Bases:	150, Phil Nevin, CSF, 1990
	150, Ryan Hankins, UNLV, 1995
Most Stolen Bases:	41, Tom Goodwin, FS, 1987
Most Bases on Balls:	47, Rich Haar, UCSB, 1990
Most Sacrifices:	26, Ben Orloff, UCI, 2006
Most Sacrifice Flies:	8, Bryan Kennedy, LBSU, 1998
Most Hit by Pitch:	30, David Bacani, CSF, 1998

+*Min. 2.5 at-bats per team game*

### Pitching

Most Games:	38, Chad Cordero, CSF, 2001
Most Games Started:	18, Darrell Rasner, UN, 2000
	18, Dustin Miller, CSF, 2003
Most Complete Games:	11, Erik Schullstrom, FS, 1988
Most Wins:	14, Darrell Rasner, UN, 2000
	14, Erik Schullstrom, FS, 1988
Most Losses:	8, Jamie Mendes, NMSU, 1992
	8, Brian Gates, SAC, 1999
	8, Kyle Jean, CSN, 2003
Most Saves:	17, Blair Erickson, 2004
Most Shutouts:	2, Mike Goff, FS, 1985
	2, Anthony Telford, SJSU, 1985
	2, Erik Schullstrom, FS, 1988
	2, Rocky Biddle, LBSU, 1995
+Highest Winning Pct.:	1.000 (5-0), Scott Lewis, UNLV, 1985
	1.000 (5-0), Luke Drakulich, UN, 1996
Most Innings Pitched:	146.0, Erik Schullstrom, FS, 1988
Most Strikeouts:	146, Erik Schullstrom, FS, 1988
Lowest ERA (50-99 IP):	1.54, Brad Kelley, FS, 1974
Lowest ERA (100+ IP):	2.40, Erik Schullstrom, FS, 1988

+*Min. 5 decisions*

# Team Records

## Batting

### At Bats

Game:	91	Long Beach State vs. UC Riverside, 5-20-06
Season:	2620	Fresno State, 1988

### Runs

Game:	38	Nevada vs. New Mexico State, 4-18-99
Game (combined):	58	UNLV (37) vs. San Jose State (21), 5-11-86
Season (most):	670	Fresno State, 1988
Season (fewest):	173	Pacific, 1990

### Hits

Game:	33	Nevada vs. New Mexico State, 4-18-99
	33	Cal State Northridge vs. UC Riverside, 5-14-06
Season (most):	916	Fresno State, 1988
Season (fewest):	359	Pacific, 1989

### Doubles

Game:	12	Cal State Fullerton vs. Baylor, 2-12-00
Season:	170	Fresno State, 1988

### Triples

Game:	4	Fresno State vs. Oregon College, 3-26-71
Season:	38	UC Irvine, 1985

### Home Runs

Game:	10	UNLV vs. New Mexico State, 4-8-94
Season (most):	120	Fresno State, 1988
Season (fewest):	10	UC Irvine, 1989

### Runs Batted In

Game:	37	Nevada vs. New Mexico State, 4-18-99
Season:	606	Fresno State, 1988

### Walks

Game:	17	Cal State Northridge vs. Cal Poly, 3-25-06
Season (most):	368	UC Santa Barbara, 1990
Season (fewest):	131	Cal State Northridge, 2003

### Strikeouts

Game:	24	UC Riverside vs. Cal State Fullerton, 4-28-06
Season (most):	504	Cal Poly, 1997
Season (fewest):	242	UC Irvine, 1986

### Stolen Bases

Game:	14	UC Santa Barbara vs. Sonoma State, 2-3-87
	14	New Mexico State vs. Michigan State, 3-3-95
Season:	158	UC Santa Barbara (218 attempts), 1990

### Miscellaneous (Season)

Highest Average:	.354	Long Beach State, 1998
Lowest Average:	.234	Pacific, 1990
Most Games Played:	69	Cal State Fullerton, 2004
	69	Cal State Fullerton, 1985
Most Games Won:	57	Cal State Fullerton, 1995
Highest Won-Lost Pct.:	.863	Cal State Fullerton, 1995
Most Games Lost:	45	Long Beach State, 1988
Most Consecutive Wins:	32	Fresno State, 1988
Most Consecutive Losses:	13	Long Beach State, 1977
Highest Fielding Pct.:	.980	Long Beach State, 2003

## Pitching

### Innings Pitched

Game:	24	Long Beach State vs. UC Riverside, 5-20-06
Season (most):	620.2	Fresno State, 1988
Season (fewest):	407.2	Pacific, 1998

### Strikeouts

Game:	24	UC Riverside vs. Cal State Fullerton, 4-28-06
Season (most):	562	Long Beach State, 1997
Season (fewest):	199	Long Beach State, 1986

### Walks

Game:	19	UC Santa Barbara vs. Hawai'i, 3-6-88
Season (most):	369	UC Santa Barbara, 1988
Season (fewest):	128	Long Beach State, 2005

### Hits

Game:	33	New Mexico State vs. Nevada, 4-18-99
	33	Cal State Northridge vs. UC Riverside, 5-14-06
Season (most):	802	Cal State Fullerton, 2004
Season (fewest):	433	Long Beach State, 2005

### Runs


Game:	38	New Mexico State vs. Nevada, 4-18-99
Season (most):	682	New Mexico State, 1997
Season (fewest):	192	Long Beach State, 2005

### Earned Runs

Game:	34	New Mexico State vs. Nevada, 4-18-99
Season (most):	573	New Mexico State, 1997
Season (fewest):	147	Long Beach State, 2005

### Miscellaneous (Season)

Lowest ERA:	2.34	Fresno State, 1970
Highest ERA:	10.86	New Mexico State, 1997
Most Complete Games:	36	Fresno State, 1988
Fewest Complete Games:	0	Cal State Northridge, 2001
	0	Long Beach State, 2001
	0	Cal State Northridge, 2004
Most Saves:	25	Cal State Fullerton, 1995
Fewest Saves:	1	Fresno State & Pacific, 1986
Most Shutouts:	9	Fresno State, 1985
Fewest Shutouts:	0	multiple times



*With the help of Long Beach State's all-time best left-handed pitcher, Cesar Ramos, the 49ers pitching staff set four new Big West team season pitching records. In 2005 Ramos earned All-Big West First Team honors, as well as being named to the Louisville Slugger/Collegiate Baseball and NCBWA All-America Teams.*

# Career Batting Records

**Average\*** (2.5 AB per team game)

.429	Don Barbara, LBSU	1989-90
.404	Mark Kotsay, CSF	1994-96
.400	Chris Weekly, NMSU	1998-99
.397	Jason Giambi, LBSU	1990-92
.390	Kurt Suzuki, CSF	2002-04
.390	Jason Story, NMSU	1997-98
.385	Joe Inglett, UN	1997-00
.383	Tom Baine, UCI	1985-86
.380	Lance Shebelut, FS	1988-89
.377	Paul Day, LBSU	1997-98

\*Minimum two seasons

**Games**

253	Justin Turner, CSF	2003-06
240	Danny Dorn, CSF	2003-06
236	David Bacani, CSF	1998-01
229	Rich Haar, UCSB	1990-93
228	Steve Chatham, CSF	1995-98
228	Cobi Cradle, LBSU	1990-93
228	Jeff Antoon, UCSB	1989-92
222	David Baxter, UNLV	1986-89
220	Jerrold Rountree, UCSB	1988-91
214	Chad Peshke, UCSB	1998-01

**At-Bats**

1008	Justin Turner, CSF	2003-06
914	David Bacani, CSF	1998-01
881	Rich Haar, UCSB	1990-93
876	Chad Peshke, UCSB	1998-01
871	Jeff Antoon, UCSB	1989-92
864	Lyle Overbay, UN	1996-99
834	Joe Inglett, UN	1997-00
824	Chip Sell, PAC	1991-94
821	Tom Goodwin, FS	1987-89
815	Jerrold Rountree, UCSB	1988-91

**Runs**

286	Joe Inglett, UN	1997-00
268	David Bacani, CSF	1998-01
243	Lyle Overbay, UN	1996-99
208	Rich Haar, UCSB	1990-93
207	Tom Goodwin, FS	1987-89
206	Chad Peshke, UCSB	1998-01
204	Jerrold Rountree, UCSB	1988-91
202	Justin Turner, CSF	2003-06
201	Justin Martin, UN	1996-99
201	Mark Kotsay, CSF	1994-96

**Hits**

331	Justin Turner, CSF	2003-06
321	Joe Inglett, UN	1997-00
309	Lyle Overbay, UN	1996-99
307	David Bacani, CSF	1998-01
294	Chad Peshke, UCSB	1998-01
293	Chip Sell, PAC	1991-94
287	Tom Goodwin, FS	1987-89
286	Jeff Antoon, UCSB	1989-92
276	Rich Haar, UCSB	1990-93
273	Dave Molitor, UCSB	1998-01

**Total Bases**

514	Lyle Overbay, UN	1996-99
513	Andy Dominique, UN	1994-97
476	Mark Kotsay, CSF	1994-96
472	Jeff Antoon, UCSB	1989-92
462	Joe Inglett, UN	1997-00
452	David Bacani, CSF	1998-01
447	Don Price, UN	1997-00
442	David Willis, UCSB	1994-97
440	Rich Haar, UCSB	1990-93
435	Phil Nevin, CSF	1990-92

**Doubles**

68	Chad Peshke, UCSB	1998-01
67	Jeff Antoon, UCSB	1989-92
63	David Bacani, CSF	1998-01
63	Shane Costa, CSF	2001-03
62	Lyle Overbay, UN	1996-99
61	Chip Sell, PAC	1991-94
61	Justin Turner, CSF	2003-06
60	Bryan Kennedy, LBSU	1998-01
60	Mark Kotsay, CSF	1994-96
57	Joe Inglett, UN	1997-00

**Triples**

21	Wynter Phoenix, UCSB	1993-96
18	Dante Powell, CSF	1992-94
15	Ken Henderson, SJSU	1988-91
14	Deryk Gross, PAC	1986-88
13	Chad Peshke, UCSB	1998-01
13	Tom Goodwin, FS	1987-89
12	Joe Inglett, UN	1997-00
11	nine tied	

**Home Runs**

62	Andy Dominique, UN	1994-97
59	Don Price, UN	1997-00
48	Mike Oglesbee, UNLV	1985-86
46	Matt Williams, UNLV	1985-86
45	Mark Kotsay, CSF	1994-96
44	Kevin Lofthus, UNLV	1987, 89
41	Steve Wood, CP	1998-00
41	David Willis, UCSB	1994-97
39	Lyle Overbay, UN	1996-99
39	Phil Nevin, CSF	1990-92
39	Lance Shebelut, FS	1987-88

**Extra-Base Hits**

116	Mark Kotsay, CSF	1994-96
116	Andy Dominique, UN	1994-97
112	Lyle Overbay, UN	1996-99
108	Jeff Antoon, UCSB	1989-92
98	Phil Nevin, CSF	1990-92
98	Don Price, UN	1997-00
94	Chad Peshke, UCSB	1998-01
94	David Bacani, CSF	1998-01
94	Rich Haar, UCSB	1990-93
93	David Willis, UCSB	1994-97

**Runs Batted In**

257	Lyle Overbay, UN	1996-99
239	Andy Dominique, UN	1994-97
216	Mark Kotsay, CSF	1994-96
215	Don Price, UN	1997-00
208	Matt Ortiz, UN	1998-00
205	Danny Dorn, CSF	2003-06
204	Jeff Antoon, UCSB	1989-92
192	David Willis, UCSB	1994-97
187	Dave Molitor, UCSB	1998-01
185	Rich Haar, UCSB	1990-93

**Bases on Balls**

157	Joe Inglett, UN	1997-00
151	David Bacani, CSF	1998-01
140	Phil Nevin, CSF	1990-92
140	Jerrold Rountree, UCSB	1988-91
123	Chad Peshke, UCSB	1998-01
123	Mike Noel, FS	1988-91
122	Shane Slayton, UN	1993-96
120	Reed Peters, UNLV	1985-87
119	Andre Champagne, NMSU	1995-98
117	Jeremy Giambi, CSF	1994-96

**Stolen Bases**

193	Jerrold Rountree, UCSB	1988-91
164	Tom Goodwin, FS	1987-89
109	Dante Powell, CSF	1992-94
85	Aurelio Jackson, SAC	1998-01
78	Cobi Cradle, LBSU	1990-93
75	Eddie Mylett, PAC	1990-93
73	Andre Champagne, NMSU	1995-98
73	Mike Noel, FS	1988-91
70	David Bacani, CSF	1998-01
70	Mike Czarnetski, UCSB	1987-90

**Bold** denotes returning player



# Career Pitching Records

## Appearances

127	Kirk Saarloos, CSF	1998-01
121	Gabe Gonzalez, LBSU	1992-95
111	Chad Cordero, CSF	2001-03
97	Jimmy Brett, CSUN	2003-06
95	Chris Robinson, CSF	1988-91
94	Ted Silva, CSF	1993-95
93	Vinnie Pestano, CSF	2004-06
90	Josh Alliston, LBSU	1999-02
90	Rico Lagattuta, UN	1993-96
87	<b>Blair Erickson, UCI</b>	<b>2004-06</b>

## Games Started

61	Craig Brink, UCI	1985-88
57	Glenn Swanson, UCI	2002-04, 06
56	John Salles, FS	1986-88
53	James Popoff, CSF	1989-92
52	Jon Smith, CSF	1998-01
52	David Uris, UCSB	1996-99
52	Steve Lane, UCSB	1992-95
52	Donovan Osborne, UNLV	1988-90
51	Jim Yanko, PAC	1987, 89-91
49	Rocky Biddle, LBSU	1995-97
49	Erik Schullstrom, FS	1988-90

## Complete Games

33	John Salles, FS	1986-88
26	Anthony Telford, SJSU	1985-87
24	Craig Brink, UCI	1985-88
24	Donovan Osborne, UNLV	1988-90
23	Bobby Jones, FS	1989-91
22	Erik Schullstrom, FS	1988-90
20	Rich Crane, FS	1987-89
19	Dan Boone, CSF	1975-76
18	Jim Davis, LBSU	1975-76
18	Scott Lewis, UNLV	1985-88
18	Longo Garcia, CSF	1987-88
18	Mike Harkey, CSF	1985-87
18	Mike Goff, FS	1985-87

## Wins

37	Jered Weaver, LBSU	2002-04
35	Donovan Osborne, UNLV	1988-90
33	Kirk Saarloos, CSF	1998-01
33	Jaime Mendes, NMSU	1992-95
33	Andy Croghan, LBSU	1989-91
32	James Popoff, CSF	1989-92
32	John Salles, FS	1986-88
32	Bobby Jones, FS	1989-91
30	Dan Grimm, FS	1971-74
30	Scott Lewis, UNLV	1985-88
30	Craig Brink, UCI	1985-88

## Losses

27	Jim Yanko, PAC	1987, 89-91
25	Mike Zirelli, CP	1997-99
23	Matthew Pena, PAC	2001-05
22	David Uris, UCSB	1996-99
22	Dan Grimm, FS	1971-74
22	Danny Miller, PAC	1991-94
22	Glenn Swanson, UCI	2002-04, 06
21	Jaime Mendes, NMSU	1992-95
19	Rod Bovee, PAC	1972-74
19	Chad Holmes, LBSU	1987-88
19	Jeff Haack, UCI	1987-90
19	Steve Lane, UCSB	1992-95
19	Scott Longaker, UCSB	1988-91

## Saves

46	Gabe Gonzalez, LBSU	1992-95
40	<b>Blair Erickson, UCI</b>	<b>2004-06</b>
34	Chad Cordero, CSF	2001-03
27	Neil Jamison, LBSU	2003-05
27	Vinnie Pestano, CSF	2004-06
26	Ted Silva, CSF	1993-95
25	Josh Alliston, LBSU	1999-02
24	Rico Lagattuta, UN	1993-96
22	Kirk Saarloos, CSF	1998-01
16	Michael Penbera, SAC	1999-01
16	Bobby Jones, FS	1989-91
16	Chris Robinson, CSF	1988-91
16	Sean Johnson, UNLV	1986-88

## Shutouts

5	Dave Sick, SJSU	1991-94
5	Mike Fontana, LBSU	1993-94
5	Mike Goff, FS	1985-87
5	Jim Davis, LBSU	1975-76
5	Rod Bovee, PAC	1972-74
4	6 tied	

## Winning Pct. (min. 15 decisions)

1.000	Matt Sorensen, CSF (17-0)	1999-00
.895	Daniel Choi, LBSU (17-2)	1993
.880	Todd Taylor, LBSU (22-3)	1990-92
.875	Darrell Rasner, UN (14-2)	2000
.875	Huck Flener, CSF (21-3)	1988-90
.875	Dustin Miller, CSF (21-3)	2003, 06
.852	Dan Ricabal, CSF (23-4)	1993-94
.833	Kyle Abbott, LBSU (15-3)	1989
.829	Rich Crane, FS (29-6)	1987-89
.825	Andy Croghan, LBSU (33-7)	1989-99

## Innings Pitched

449.1	Dan Grimm, FS	1971-74
430.0	John Salles, FS	1986-88
425.2	Scott Lewis, UNLV	1985-88
421.2	Craig Brink, UCI	1985-88
402.0	Donovan Osborne, UNLV	1988-90
394.1	Jaime Mendes, NMSU	1992-95
386.0	James Popoff, CSF	1989-92
373.2	Erik Schullstrom, FS	1988-90
362.2	Glenn Swanson, UCI	2002-04, 06
357.0	Bobby Jones, FS	1989-91

## Strikeouts

419	Jered Weaver, LBSU	2002-04
397	Anthony Telford, SJSU	1985-87
382	Erik Schullstrom, FS	1988-90
372	Dick Ruthven, FS	1970-72
365	Adam Johnson, CSF	1998-00
361	Rocky Biddle, LBSU	1995-97
358	Kirk Saarloos, CSF	1998-01
358	Donovan Osborne, UNLV	1988-90
355	Dan Reichert, PAC	1995-97
342	Bobby Jones, FS	1989-91
338	John Salles, FS	1986-88

## ERA (100-199 IP)

1.35	Lloyd Gladden, CSLA	1969
1.76	Darrell Gambero, FS	1970
1.85	Jim Davis, LBSU	1975-76
1.93	Curt Lewis, CSF	1975-77
2.09	Chad Cordero, CSF	2001-03
2.25	Ted Silva, CSF	1993-95
2.28	John Moncier, FS	1970-71
2.42	Gabe Gonzalez, LBSU	1992-95
2.50	Pete Martinez, PAC	1972-73
2.55	Vinnie Pestano, CSF	2004-06

## ERA (200+ IP)

1.52	Dick Ruthven, FS	1970-72
1.81	Jason Windsor, CSF	2003-04
1.82	Larry Prewitt, PAC	1974-75
2.09	Bob Apodaca, CSLA	1970-71
2.13	Tom Sheppard, CSLA	1969-70
2.25	Syd Church, PAC	1975-76
2.37	John Keisler, LBSU	1970-72
2.42	Gabe Gonzalez, LBSU	1992-95
2.43	Jered Weaver, LBSU	2002-04
2.45	Bobby Jones, FS	1989-91
2.56	Cesar Ramos, LBSU	2003-05
2.56	Abe Alvarez, LBSU	2001-03

***Bold** denotes returning player*

## Big West No-Hitters

Date	Pitcher	Team	Opponent	Innings	Score
May 5, 1970	Darrel Gambero	Fresno State	UC Davis	7	1-0
May 5, 1972	Dick Ruthven	Fresno State	Long Beach State	9	2-3
April 13, 1976	Rob Cruess	Fresno State	Sacramento State	7	3-0
May 4, 1985	Anthony Telford	San Jose State	Fresno State	7	5-0
March 22, 1987	Jeff Knopf	San Jose State	Western Oregon	7	7-0
April 3, 1987	Longo Garcia	Cal State Fullerton	Long Beach State	5	7-0
April 15, 1989	Donnie Rea	San Jose State	Pacific	9	4-0
May 5, 1990	Brian Boehringer	UNLV	Pacific	9	5-1
February 22, 1992	*Felix Holguin	New Mexico State	Oklahoma	7	5-0
April 23, 1995	Ted Silva	Cal State Fullerton	Pacific	9	5-0
April 8, 2001	Kirk Saarloos	Cal State Fullerton	Pacific	9	28-0
May 11, 2001	D.J. Houlton	Pacific	UC Riverside	9	8-0
March 28, 2003	Garrett Olson/Tony Saipe	Cal Poly	Southern Utah	9	7-0
April 25, 2006	Glenn Swanson	UC Irvine	San Diego	9	7-0

\*Perfect Game

# Season Batting Records

<b>Average</b> (2.5 AB per team game)			179	Mike Oglesbee, UNLV	1985	<b>Sacrifices</b>		
.474	Don Barbara, LBSU	1990	179	Steve Hosey, FS	1988	<b>26</b>	<b>Ben Orloff, UCI</b>	<b>2006</b>
.435	Joe Inglett, UN	2000	177	Kurt Suzuki, CSF	2004	19	Robert Guzman, CSF	2001
.431	Steve Woodward, CSF	2000	177	Lyle Overbay, UN	1999	19	Jack Jones, CSF	1995
.431	Tony Felicione, LBSU	1986	<b>Doubles</b>			17	Tony Martinez, CSF	1996
.422	Mark Hance, FS	1973	29	John Eccles, CSF	1986	16	Nate Rodriguez, CSF	1992
.422	Mark Kotsay, CSF	1995	28	Shane Costa, CSF	2003	15	Tim Flaska, LBSU	1995
.422	Chuck Lopez, LBSU	1998	27	Aaron Rowand, CSF	1998	15	Joss Clausman, PAC	1997
.422	Jason Giambi, LBSU	1990	27	Jason Moler, CSF	1992	15	Jody Robinson, CSF	1976
.420	Lyle Overbay, UN	1999	27	Don Barbara, LBSU	1990	14	seven tied	
.419	Mark McNelly, NMSU	1996	27	Mark Kotsay, CSF	1996	<b>Sacrifice Flies</b>		
<b>Games</b>			26	Steve Hosey, FS	1988	13	Mark Kotsay, CSF	1996
69	Kurt Suzuki, CSF	2004	25	Richie Burgos, CSF	2003	11	Alan Burke, LBSU	1990
69	P.J. Pilittere, CSF	2004	25	Nick Covarrubias, LBSU	2002	10	Jason Corapci, CSF	2001
69	Ronnie Prettyman, CSF	2004	25	Termel Sledge, LBSU	1998	10	Jaron Madison, LBSU	1997
69	John Fishel, CSF	1985	25	Bryan Kennedy, LBSU	1998	10	Ricky Scruggs, UNLV	1991
68	Blaine Larker, CSF	1985	25	Taber Maier, CP	1997	9	Kurt Suzuki, CSF	2004
68	Kevin Reimer, CSF	1985	25	Justin Drizos, UN	1994	9	Phil Nevin, CSF	1992
68	Lance Shebelut, FS	1988	<b>Triples</b>			9	Tom Logan, UCSB	1986
68	Steve Pearse, FS	1988	9	Chris Prieto, UN	1994	8	8 tied	
68	Steve Hosey, FS	1988	9	Chris Prieto, UN	1993	<b>Walks</b>		
68	Brandon Mitchell, FS	1988	9	Dante Powell, CSF	1992	65	Phil Nevin, CSF	1992
68	Tom Goodwin, FS	1988	9	Brant Brown, FS	1992	63	Joel Williams, NMSU	1997
68	Jeff Mott, FS	1988	8	Bryan Gant, CP	2002	63	Eric Booker, SJSU	1990
<b>At-Bats</b>			8	Bill Geivett, UCSB	1985	60	Mike Oglesbee, UNLV	1986
323	Tom Goodwin, FS	1988	8	Scott Cerny, UCSB	1986	59	Shaun Larkin, CSUN	2002
306	Eddie Zosky, FS	1988	8	Tom Goodwin, FS	1989	59	Jeremy Giambi, CSF	1996
296	Steve Hosey, FS	1988	8	Wynter Phoenix, UCSB	1994	58	Justin Drizos, UN	1995
295	Tom Goodwin, FS	1989	<b>Home Runs</b>			57	Jason Giambi, LBSU	1991
291	Steve Pearse, FS	1988	32	Lance Shebelut, FS	1988	56	Mike Czarnetski, UCSB	1990
287	Justin Turner, CSF	2006	30	Andy Dominique, UN	1997	55	Darrell Sherman, LBSU	1989
286	Termel Sledge, LBSU	1998	27	Don Price, UN	1999	<b>Hit by Pitch</b>		
279	Lance Shebelut, FS	1988	26	Harvey Hargrove, SAC	1997	30	David Bacani, CSF	1998
277	Brandon Mitchell, FS	1988	26	Kevin Lofthus, UNLV	1989	29	Corky Miller, UN	1998
274	Paul Day, LBSU	1998	25	Matt Williams, UNLV	1986	26	Shane Costa, CSF	2002
<b>Runs</b>			24	Jaeme Leal, LBSU	1999	25	Corky Miller, UN	1997
101	Reed Johnson, CSF	1999	24	Mike Oglesbee, UNLV	1985	24	Bryan Kennedy, LBSU	1998
99	Termel Sledge, LBSU	1998	24	Mike Oglesbee, UNLV	1986	23	Jaeme Leal, LBSU	1999
97	Lance Shebelut, FS	1988	23	Ryan Owens, CSF	1999	22	Matt Maguire, UN	1999
89	Steve Moser, UNLV	1986	23	Jason Story, NMSU	1998	20	Shane Costa, CSF	2003
87	Tom Goodwin, FS	1988	<b>Extra-Base Hits</b>			20	Danny Dorn, CSF	2003
86	Matt Williams, UNLV	1985	51	Mark Kotsay, CSF	1996	20	Jason Yount, LBSU	1998
86	Joe Inglett, UN	1999	48	Lance Shebelut, FS	1988	20	Jeff Jones, LBSU	2000
85	Joe Inglett, UN	2000	47	Aaron Rowand, CSF	1998	<b>Stolen Bases</b>		
85	Mark Kotsay, CSF	1995	46	Mark Kotsay, CSF	1995	62	Tom Goodwin, FS	1988
85	Brandon Mitchell, FS	1988	46	Mike Oglesbee, UNLV	1985	61	Tom Goodwin, FS	1989
<b>Hits</b>			46	John Eccles, CSF	1986	59	Jerrold Rountree, UCSB	1989
113	Chuck Lopez, LBSU	1998	44	Andy Dominique, UN	1997	56	Jerrold Rountree, UCSB	1990
112	Termel Sledge, LBSU	1998	43	Spencer Oborn, CSF	1999	53	Jerrold Rountree, UCSB	1991
112	Lance Shebelut, FS	1988	43	Termel Sledge, LBSU	1998	48	Dante Powell, CSF	1994
112	Tom Goodwin, FS	1988	42	Lyle Overbay, UN	1999	45	Rolando Avila, LBSU	1994
111	Steve Pearse, FS	1988	42	Phil Nevin, CSF	1992	44	Aurelio Jackson, SAC	2001
111	Mark Kotsay, CSF	1995	42	Matt Williams, UNLV	1986	42	Dante Powell, CSF	1993
110	Paul Day, LBSU	1998	42	Steve Hosey, FS	1988	41	Jeremy Carr, CSF	1993
109	Tom Goodwin, FS	1989	<b>Runs Batted In</b>			<b>Bold denotes returning player</b>		
108	Shane Turner, CSF	1985	96	Andy Dominique, UN	1997			
108	Steve Hosey, FS	1988	94	Mike Oglesbee, UNLV	1985			
<b>Total Bases</b>			94	Lance Shebelut, FS	1988			
226	Lance Shebelut, FS	1988	91	Mark Kotsay, CSF	1996			
204	Mark Kotsay, CSF	1995	90	Mark Kotsay, CSF	1995			
192	Mark Kotsay, CSF	1996	89	Don Price, UN	1999			
190	Andy Dominique, UN	1997	89	Paul Day, LBSU	1998			
186	Termel Sledge, LBSU	1998	89	Matt Williams, UNLV	1986			
183	Paul Day, LBSU	1998	88	Lyle Overbay, UN	1999			
182	Spencer Oborn, CSF	1999	87	Kurt Suzuki, CSF	2004			

# Season Pitching Records

## Appearances

40	Chad Cordero, CSF	2003
39	Ryan Paul, CSF	2006
39	Kirk Saarloos, CSF	1999
39	Gabe Gonzalez, LBSU	1995
38	Chad Cordero, CSF	2001
37	Mark Chavez, CSF	1995
<b>36</b>	<b>Justin Segal, UCSB</b>	<b>2006</b>
36	Mike Frick, CSUN	2001
36	Greg Hays, LBSU	1989
36	Jess Feathers, LBSU	1988

## Games Started

23	John Salles, FS	1988
22	Ricky Romero, CSF	2004
22	Rich Crane, FS	1988
<b>20</b>	<b>Wes Roemer, CSF</b>	<b>2006</b>
20	Daniel Choi, LBSU	1993
20	Mike Fontana, LBSU	1993
20	Dan Ricabal, CSF	1993
20	Dan Naulty, CSF	1992
20	Bobby Jones, FS	1991
20	Kyle Abbott, LBSU	1990
20	Donovan Osborne, UNLV	1989
20	Mark Gardner, FS	1985

## Complete Games

18	Bobby Jones, FS	1991
15	Mark Gardner, FS	1985
15	John Salles, FS	1988
12	Jim Davis, LBSU	1975
11	Jason Windsor, CSF	2004
11	Donovan Osborne, UNLV	1990
11	Donovan Osborne, UNLV	1989
11	Erik Schullstrom, FS	1988
11	Anthony Telford, SJSU	1987
11	Rod Bovee, PAC	1973

## Wins

18	Ted Silva, CSF	1995
17	Daniel Choi, LBSU	1993
16	Bobby Jones, FS	1991
16	Mark Gardner, FS	1985
15	Jered Weaver, LBSU	2004
15	Kirk Saarloos, CSF	2001
15	Kyle Abbott, LBSU	1989
15	Rich Crane, FS	1988
15	John Salles, FS	1988
14	Lauren Gagnier, CSF	2006
14	Ricky Romero, CSF	2004
14	Jered Weaver, LBSU	2003
14	Darrell Rasner, UN	2000
14	Scott Rivette, LBSU	1994
14	Donovan Osborne, UNLV	1989
14	Erik Schullstrom, FS	1988

## Losses

13	Chad Holmes, LBSU	1988
12	Mike Zirelli, CP	1998
10	Matt Vasquez, UCSB	2002
10	Gary Goldsmith, NMSU	1992
10	Jim Yanko, PAC	1990
10	D.J. Heller, PAC	1989
10	Rob Johnson, UCI	1989
10	Todd Deck, PAC	1988
10	Steve Olson, SJSU	1985
10	Todd Uzzell, NMSU	1999
10	Nick Alvarez, NMSU	1999

## Saves

20	Gabe Gonzalez, LBSU	1995
<b>17</b>	<b>Blair Erickson, UCI</b>	<b>2004</b>
15	Ara Petrosian, LBSU	1997
14	Mike Bille, CP	2005
14	Alex McRobbie, UCSB	2005
14	Chad Cordero, CSF	2001
14	Ryan Brannan, LBSU	1996
14	Jon Graves, LBSU	1992
<b>13</b>	<b>Blair Erickson, UCI</b>	<b>2006</b>
13	Vinnie Pestano, CSF	2006
13	Vinnie Pestano, CSF	2005
13	Ted Silva, CSF	1994
13	Gabe Gonzalez, LBSU	1993

## Shutouts

4	Kirk Saarloos, CSF	2001
4	Mike Parisi, CSF	1994
4	Bobby Jones, FS	1991
3	Jason Windsor, CSF	2004
3	Dan Reichert, PAC	1997
3	Steve Soderstrom, FS	1992
3	Dennis Gray, LBSU	1990
3	Donovan Osborne, UNLV	1989
3	Kyle Abbott, LBSU	1989
3	Donnie Rea, SJSU	1989
3	John Salles, FS	1988
3	Longo Garcia, CSF	1988
3	Mark Gardner, FS	1985
3	Curt Lewis, CSF	1976
3	Bob Edwards, CSLA	1973
3	Bob Apodaca, CSLA	1971

## Winning Pct. (min. 10 decisions)

1.000	Tim Dixon, CSF (13-0)	1995
1.000	Benito Flores, CSF (12-0)	1998
1.000	Matt Sorensen, CSF (12-0)	1999
.947	Ted Silva, CSF (18-1)	1995
.938	Jered Weaver, LBSU (15-1)	2004
.933	Scott Rivette, LBSU (14-1)	1994
.923	Todd Taylor, LBSU (12-1)	1992
.923	Andy Croghan, LBSU (12-1)	1989
.923	Matt Wagner, CSF (12-1)	1994
.923	Dan Ricabal, CSF (12-1)	1994
.923	Dustin Miller, CSF (12-1)	2006
.917	Larry Casian, CSF (11-1)	1987

## Innings Pitched

177.1	John Salles, FS	1988
172.0	Bobby Jones, FS	1991
168.1	Mark Gardner, FS	1985
162.2	Jason Windsor, CSF	2004
160.2	Rich Crane, FS	1988
<b>155.0</b>	<b>Wes Roemer, CSF</b>	<b>2006</b>
155.0	Ricky Romero, CSF	2004
154.0	Steve Wolf, FS	1990
153.0	Kirk Saarloos, CSF	2001
152.2	Ted Silva, CSF	1995
152.0	Scott Lewis, UNLV	1988

## Strikeouts

213	Jered Weaver, LBSU	2004
187	Mark Gardner, FS	1985
171	Steve Wolf, FS	1990
171	Dick Ruthven, FS	1971
169	Dan Reichert, PAC	1997
166	Adam Johnson, CSF	2000
166	Bobby Jones, FS	1991
164	Ken Crew, FS	1985
162	Mark Beck, CSF	1988

161	Anthony Telford, SJSU	1987
153	Kirk Saarloos, CSF	2001
153	Dick Ruthven, FS	1972


## ERA (50-99 IP)

1.24	Gabe Gonzalez, LBSU	1994
1.54	Brad Kelley, FS	1974
1.58	Chad Cordero, CSF	2003
1.72	Gary Kelley, CSLA	1970
1.75	Pete Martinez, PAC	1972
1.79	Josh Schmidt, PAC	2005
1.83	Chad Cordero, CSF	2001
1.92	Ryan Schreppel, CSF	2005
1.94	Loren Fraser, UCSB	2004
1.98	Jason Windsor, CSF	2003

## ERA (100+ IP)

1.17	Curt Lewis, CSF	1976
1.35	Lloyd Gladden, CSLA	1969
1.50	Dick Ruthven, FS	1971
1.53	Dick Ruthven, FS	1973
1.53	Rod Bovee, PAC	1973
1.62	Jered Weaver, LBSU	2004
1.72	Jason Windsor, CSF	2004
1.76	Darrell Gambero, FS	1973
1.78	Larry Prewitt, PAC	1974
1.87	Larry Prewitt, PAC	1975
1.87	Bob Apodaca, CSLA	1970

***Bold** denotes returning player*



*Cal State Fullerton's Ricky Romero was named 2005 Big West Pitcher of the Year.*



# Freshman Batting Records

## Average (2.5 AB per team game)

.383	Ryan Hankins, UNLV	1995
.381	Matt Anderson, UCI	2002
.372	Mark Kotsay, CSF	1994
.367	Todd Johnson, FS	1990
.367	Kevin Eberwein, UNLV	1996
.364	Jason Berni, LBSU	1998
.358	Phil Nevin, CSF	1990
.356	Bryan Kennedy, LBSU	1998
.356	Jeff Liefer, LBSU	1993

## Games

67	Bryan Kennedy, LBSU	1998
63	Jeff Liefer, LBSU	1993
62	Justin Turner, CSF	2003
62	Todd Johnson, FS	1990
<b>61</b>	<b>Clark Hardman, CSF</b>	<b>2004</b>
61	C.J. Ankrum, CSF	1995
61	Dante Powell, CSF	1992
61	Reed Peters, UNLV	1985

## At-Bats

251	Todd Johnson, FS	1990
247	Bryan Kennedy, LBSU	1998
240	Ryan Hankins, UNLV	1995
240	Phil Nevin, CSF	1990
239	Matt Anderson, UCI	2002
236	Jeff Liefer, LBSU	1993
234	Al Rodriguez, UCI	1988

## Runs

65	Bryan Kennedy, LBSU	1998
60	C.J. Ankrum, CSF	1995
59	David Bacani, CSF	1998
59	Phil Nevin, CSF	1990
57	Matt Anderson, UCI	2002
57	Joe Inglett, UN	1997
57	Jeff Liefer, LBSU	1993
55	Rich Haar, UCSB	1990

## Hits

92	Ryan Hankins, UNLV	1995
92	Todd Johnson, FS	1990
91	Matt Anderson, UCI	2002
88	Bryan Kennedy, LBSU	1998
86	Phil Nevin, CSF	1990
84	Jeff Liefer, LBSU	1993
79	Jason Berni, LBSU	1998
77	Chris Valaika, UCSB	2004
76	Kevin Eberwein, UNLV	1996
75	Chris Malec, UCSB	2002

## Total Bases

150	Ryan Hankins, UNLV	1995
150	Phil Nevin, CSF	1990
141	Jeff Liefer, LBSU	1993
140	Todd Johnson, FS	1990
139	Bryan Kennedy, LBSU	1998
<b>127</b>	<b>Nick Salotti, UCR</b>	<b>2004</b>
127	Jared Janke, UCSB	1993

## Doubles

25	Bryan Kennedy, LBSU	1998
22	Jason Berni, LBSU	1998
19	Mark Wagner, UCI	2003
19	Kevin Eberwein, UNLV	1996
19	Jared Janke, UCSB	1993

18	Chad Peshke, UCSB	1998
18	Ryan Hankins, UNLV	1995
<b>17</b>	<b>Nick Salotti, UCR</b>	<b>2004</b>
17	Chris Malec, UCSB	2002
17	Jeff Liefer, LBSU	1993
17	Ryan Owens, CSF	1997

## Triples

9	Dante Powell, CSF	1992
6	Deryk Goss, PAC	1986
6	Wynter Phoenix, UCSB	1993
6	Todd Johnson, FS	1990
6	Chris Wright, LBSU	1999
5	Josh Wyrick, CP	2002
5	David Bacani, CSF	1998
5	Phil Nevin, CSF	1990
5	C.J. Ankrum, CSF	1995

## Home Runs

<b>17</b>	<b>Justin Baum, PAC</b>	<b>2005</b>
16	Matt Wilkerson, UCSB	2002
14	Phil Nevin, CSF	1990
13	Jared Janke, UCSB	1993
12	Ryan Hankins, UNLV	1995
12	Jeff Liefer, LBSU	1993
11	Layne Lambert, UNLV	1988

## Runs Batted In

81	Bryan Kennedy, LBSU	1998
60	Chris Malec, UCSB	2002
56	Todd Johnson, FS	1990
55	Kevin Eberwein, UNLV	1996
54	Danny Dorn, CSF	2003
54	Jeff Liefer, LBSU	1993
53	Layne Lambert, UNLV	1988
52	Phil Nevin, CSF	1990



*In his freshman season (1998), Long Beach State's Bryan Kennedy topped the charts in five Big West freshman batting categories and all five have yet to be broken.*

## Sacrifices

<b>26</b>	<b>Ben Orloff, UCI</b>	<b>2006</b>
12	Justin Turner, CSF	2003
<b>11</b>	<b>Clark Hardman, CSF</b>	<b>2004</b>
11	David Bacani, CSF	1998
10	Everet Rincon, SAC	2002
<b>9</b>	<b>Ollie Linton, UCI</b>	<b>2005</b>
9	Mike Martinez, CSF	2000
9	A.J. LaBarbera, LBSU	1999
8	Matt Anderson, UCI	2002
8	Andre Champagne, NMSU	1995
8	Cobi Cradle, LBSU	1990

## Sacrifice Flies

8	Bryan Kennedy, LBSU	1998
6	Jeff Tezak, CSUN	2005
5	Matt Anderson, UCI	2002
5	Bobby Crosby, LBSU	1999
5	Joe Inglett, UN	1997
5	Lamarr Rogers, LBSU	1990
4	nine tied	

## Bases on Balls

48	Brett Bigler, UCR	2004
47	Rich Haar, UCSB	1990
45	Mike Strobel, UNLV	1990
44	Phil Nevin, CSF	1990
42	Joe Inglett, UN	1997
40	Chad Peshke, UCSB	1998
36	C.J. Ankrum, CSF	1995

## Hit By Pitch

30	David Bacani, CSF	1998
24	Bryan Kennedy, LBSU	1998
20	Danny Dorn, CSF	2003
22	Matt Maguire, UN	1999
17	C.J. Ankrum, CSF	1995
15	Chris Malec, UCSB	2002
12	Jeff Tezak, CSUN	2005
12	Joe Inglett, UN	1997
11	Shane Costa, CSF	2001
10	Justin Turner, CSF	2003
10	Billy Saul, CP	2001

## Stolen Bases

41	Tom Goodwin, FS	1987
24	Jerrold Rountree, UCSB	1988
19	Dante Powell, CSF	1992
19	Cobi Cradle, LBSU	1990
19	Andre Champagne, NMSU	1995

*Bold denotes current player*



# Freshman Pitching Records

## Appearances

38	Chad Cordero, CSF	2001
34	Bobby Jones, FS	1990
32	Ted Silva, CSF	1993
30	Vinnie Pestano, CSF	2004
<b>30</b>	<b>Blair Erickson, UCI</b>	<b>2004</b>
30	Kirk Saarloos, CSF	1998
29	Matthew Pena, PAC	2001
28	Jon Koller, UCI	2002
27	Haley Winter, UCR	2003
26	Cody Campbell, CSUN	2004
26	Jason Kelly, CP	1999
25	Erik Schullstrom, FS	1988
25	Gabe Sollecito, UCI	1991

## Games Started

18	Dustin Miller, CSF	2003
18	Darrell Rasner, UN	2000
<b>17</b>	<b>Scott Gorgen, UCI</b>	<b>2006</b>
17	Jered Weaver, LBSU	2002
17	Darric Merrell, CSF	2001
17	Rocky Biddle, LBSU	1995
16	A.J. Shappi, UCR	2002
16	Jim Yanko, PAC	1987
16	Donovan Osborne, UNLV	1988

## Complete Games

11	Erik Schullstrom, FS	1988
9	John Salles, FS	1986
7	Gary Adcock, UCSB	1990
7	Nate Yeskie, UNLV	1994
6	Mike Goff, FS	1985
6	Andy Croghan, LBSU	1989

## Wins

14	Darrell Rasner, UN	2000
14	Erik Schullstrom, FS	1988
12	Andy Croghan, LBSU	1989
10	Donovan Osborne, UNLV	1988
9	Dustin Miller, CSF	2003
8	Jered Weaver, LBSU	2002
<b>8</b>	<b>Glenn Swanson, UCI</b>	<b>2002</b>
8	Darric Merrell, CSF	2001
8	Nate Yeskie, UNLV	1994
8	Gary Adcock, UCSB	1990
8	Anthony Telford, SJSU	1985
8	Mike Goff, FS	1985

## Losses

9	Mike Mathews, PAC	2004
8	Kyle Jean, CSUN	2003
8	Jaime Mendes, NMSU	1992
8	Brian Gates, SAC	1999
7	Jim Yanko, PAC	1987
7	Danny Miller, PAC	1991
<b>7</b>	<b>Edwin Quirarte, CSUN</b>	<b>2006</b>
<b>7</b>	<b>Vance Worley, LBSU</b>	<b>2006</b>
<b>6</b>	<b>Steve Morlock, UCSB</b>	<b>2003</b>
6	Matthew Pena, PAC	2001
6	Barry Zito, UCSB	1997
6	Gary Adcock, UCSB	1990
6	Dave Cloninger, PAC	1988
6	John Salles, FS	1986
6	Mike Goff, FS	1985

## Saves

<b>17</b>	<b>Blair Erickson, UCI</b>	<b>2004</b>
14	Chad Cordero, CSF	2001
11	Bobby Jones, FS	1990
10	Chris Quiroz, UCSB	1999
<b>9</b>	<b>Steve Morlock, UCSB</b>	<b>2003</b>
8	Adam Johnson, CSF	1998
7	Ted Silva, CSF	1993
5	Matthew Pena, PAC	2001
5	Anthony Telford, SJSU	1985

## Shutouts

2	Rocky Biddle, LBSU	1995
2	Erik Schullstrom, FS	1988
2	Mike Goff, FS	1985
2	Anthony Telford, SJSU	1985

## Winning Pct. (Min. 5 decisions)

1.000	Luke Drakulich, UN (5-0)	1996
1.000	Scott Lewis, UNLV (5-0)	1985
.933	Andy Croghan, LBSU (12-1)	1989
.875	Eric Posthumus, UCSB (7-1)	2002
.875	Darrell Rasner, UN (14-2)	2000
.875	Erik Schullstrom, FS (14-2)	1988

## Innings Pitched

146.0	Erik Schullstrom, FS	1988
131.0	Andy Croghan, LBSU	1989
122.2	Darrell Rasner, UN	2000
114.2	Donovan Osborne, UNLV	1988
113.0	Darric Merrell, CSF	2001
<b>110.0</b>	<b>Scott Gorgen, UCI</b>	<b>2006</b>
109.2	Tom LaRosa, UNLV	1994

## Strikeouts

146	Erik Schullstrom, FS	1988
123	Barry Zito, UCSB	1997
122	Rocky Biddle, LBSU	1995
109	Andy Croghan, LBSU	1989
97	Dustin Miller, CSF	2003
97	Darrell Rasner, UN	2000


## ERA (50-99 IP)

1.54	Brad Kelley, FS	1974
1.83	Chad Cordero, CSF	2001
2.15	Bobby Jones, FS	1990
2.51	Dan Grimm, FS	1971
2.85	Cesar Ramos, LBSU	2003
3.06	Matthew Pena, PAC	2001
3.09	Mike Parisi, CSF	1992
3.12	Mark Beck, CSF	1987

## ERA (100+ IP)

2.40	Erik Schullstrom, FS	1988
<b>2.54</b>	<b>Scott Gorgen, UCI</b>	<b>2006</b>
2.95	Darric Merrell, CSF	2001
3.16	Andy Croghan, LBSU	1989
3.33	Dustin Miller, CSF	2003
3.52	Darrell Rasner, UN	2000
3.74	Rocky Biddle, LBSU	1995
3.83	John Salles, FS	1986

*Bold denotes returning player*



*UC Irvine's Blair Erickson not only led the conference in saves as a freshman - posting 17 back in 2004 - he holds the second spot in the Big West charts in career saves with 40.*

# Annual Standings

	Conference			Overall	
1970	W-L	PCT	GB	W-L	PCT
+Long Beach State	11-4	.733	—	29-21	.580
San Diego State	9-5	.643	1.5	28-18-3	.602
Cal State LA	7-7	.500	3.4	36-21-1	.629
UC Santa Barbara	4-7	.364	5.0	15-24	.385
Fresno State	5-9	.357	5.5	35-20	.636
San Jose State	4-8	.333	5.5	21-18	.538

1971	W-L	PCT	GB	W-L	PCT
+San Jose State	13-8	.619	—	30-14	.682
Fresno State	13-8	.619	—	35-24-1	.592
San Diego State	12-8	.600	0.5	29-24-2	.545
Long Beach State	9-11	.450	3.5	30-22	.577
Cal State LA	8-13	.381	5.0	27-28	.491
UC Santa Barbara	7-14	.333	6.0	25-22	.532

1972	W-L	PCT	GB	W-L	PCT
+UC Santa Barbara	14-4	.778	—	31-16	.660
Cal State LA	12-6	.667	2.0	23-26	.469
San Diego State	10-8	.556	4.0	25-32-1	.440
San Jose State	8-10	.444	6.0	29-20	.592
Pacific	7-11	.389	7.0	21-28	.428
Long Beach State	6-12	.333	8.0	24-33-1	.422
Fresno State	6-12	.333	8.0	31-26-1	.543

1973	W-L	PCT	GB	W-L	PCT
+Cal State LA	13-5	.722	—	31-18	.633
San Jose State	11-6-1	.647	1.5	32-15-1	.677
Fresno State	9-9	.500	4.0	31-24	.564
Pacific	9-9	.500	4.0	24-26	.480
San Diego State	9-9	.500	4.0	31-25-1	.553
UC Santa Barbara	7-11	.389	6.0	23-19	.548
Long Beach State	4-13-1	.235	8.5	15-32-1	.323

1974	W-L	PCT	GB	W-L	PCT
+Cal State LA	18-5	.783	—	38-18	.667
San Diego State	17-9	.654	2.5	37-24	.606
Fresno State	15-9	.625	3.5	38-20	.655
San Jose State	10-14	.417	8.5	24-26	.480
UC Santa Barbara	9-15	.375	9.5	17-23	.425
Long Beach State	8-16	.333	10.5	28-37	.431
Pacific	7-16	.304	11.0	24-23	.511

1975	W-L	PCT	GB	W-L	PCT
+%Cal State Fullerton	14-7	.667	—	36-14-1	.716
Pacific	13-8	.619	1.0	33-26	.559
San Jose State	9-9	.500	3.5	22-22	.500
San Diego State	8-10	.444	4.5	22-25	.468
Long Beach State	9-12	.429	5.0	30-20	.600
Fresno State	7-14	.333	7.0	26-33	.441

1976	W-L	PCT	GB	W-L	PCT
%Cal State Fullerton	17-4	.810	—	48-15	.762
San Diego State	13-8	.619	4.0	36-22-1	.619
Long Beach State	12-9	.571	5.0	30-22-1	.575
Pacific	7-13	.350	9.5	29-25	.537
Fresno State	7-14	.333	10.0	28-29	.491
San Jose State	6-14	.300	10.5	19-36	.345

\*\* Teams competed in the NCBA and SCBA during 1977-84 \*\*

1985 (North Div.)	W-L	PCT	GB	W-L	PCT
%Fresno State-1	23-7	.767	—	43-22	.662
UC Santa Barbara	16-14	.553	7.0	37-22-2	.623
San Jose State	16-14	.553	7.0	24-34	.413
Pacific	6-21	.222	15.5	16-36	.308

	Conference			Overall	
1985 (South Div.)	W-L	PCT	GB	W-L	PCT
Cal State Fullerton	21-9	.700	—	36-22-1	.529
UNLV	17-13	.567	4.0	40-21	.656
UC Irvine	11-16	.407	8.5	24-31-1	.438
Long Beach State	7-23	.233	14.0	22-42	.344

1986	W-L	PCT	GB	W-L	PCT
%UC Santa Barbara	18-3	.857	—	45-19	.703
UNLV	14-7	.667	4.0	35-22	.614
Cal State Fullerton	12-9	.571	6.0	36-21	.632
Fresno State	12-9	.571	6.0	29-27-1	.518
UC Irvine	9-12	.429	9.0	20-26-2	.438
Pacific	7-14	.333	11.0	22-26	.456
San Jose State	7-14	.333	11.0	21-33	.389
Long Beach State	5-16	.238	13.0	14-33-1	.302

1987	W-L	PCT	GB	W-L	PCT
%Cal State Fullerton	18-3	.857	—	44-17	.721
UC Irvine	13-8	.619	5.0	27-26-1	.509
%UC Santa Barbara	12-9	.571	6.0	30-25-2	.544
UNLV	11-10	.524	7.0	32-23	.582
Fresno State	9-12	.428	9.0	34-26	.567
San Jose State	8-13	.381	10.0	31-28	.525
Pacific	7-14	.333	11.0	19-34	.358
Long Beach State	6-15	.286	12.0	16-41-1	.284

1988	W-L	PCT	GB	W-L	PCT
+%Fresno State	20-1	.952	—	56-12	.824
%UNLV	14-7	.667	6.0	40-22	.645
+%Cal State Fullerton-2	12-8	.600	7.5	43-18	.705
San Jose State	9-11	.450	10.5	31-30	.508
UC Irvine	9-12	.429	11.0	30-28-1	.517
Pacific-2	9-12	.429	11.0	19-32	.373
UC Santa Barbara	6-15	.286	14.0	23-39	.371
Long Beach State	4-17	.222	16.0	14-45	.237

1989	W-L	PCT	GB	W-L	PCT
+%Long Beach State	17-4	.810	—	50-15	.769
%Fresno State	17-4	.810	—	44-19	.698
San Jose State	11-10	.524	6.0	40-19	.678
%UNLV	11-10	.524	6.0	40-20	.667
Cal State Fullerton	10-11	.476	7.0	30-27	.526
UC Santa Barbara	8-13	.381	9.0	28-27-1	.509
UC Irvine	6-15	.286	11.0	20-35-1	.366
Pacific	4-17	.190	13.0	15-42	.263

1990	W-L	PCT	GB	W-L	PCT
-%Cal State Fullerton	13-5	.722	—	36-23	.610
%UC Santa Barbara	13-8	.619	1.5	40-22	.645
%Fresno State	13-8	.619	1.5	38-24	.613
Long Beach State	12-9	.571	2.5	36-22-1	.619
UC Irvine	10-11	.476	4.5	34-25	.576
UNLV	10-11	.476	4.5	29-24	.547
San Jose State	9-12	.429	5.5	43-17	.717
-Pacific	1-17	.056	12.0	14-40	.259

1991	W-L	PCT	GB	W-L	PCT
+%Fresno State	15-6	.714	—	42-23	.646
Cal State Fullerton	15-6	.714	—	34-22	.607
+%Long Beach State	14-7	.667	1.0	45-22	.672
UNLV	11-10	.524	4.0	30-25	.545
UC Santa Barbara	8-13	.381	7.0	33-25-1	.568
Pacific	8-13	.381	7.0	22-31	.415
San Jose State	7-14	.333	8.0	25-30	.455
UC Irvine	6-15	.286	9.0	24-32	.429

# Annual Standings

1992	Conference			Overall	
	W-L	PCT	GB	W-L	PCT
--%Long Beach State	18-5	.783	—	37-20-1	.646
*%Cal State Fullerton	17-7	.708	1.5	46-17	.730
%Fresno State	16-8	.667	2.5	37-20	.649
UNLV	13-11	.542	5.5	30-24	.555
San Jose State	12-12	.500	6.5	31-22-1	.583
UC Irvine	10-14	.417	8.5	23-27	.460
--UC Santa Barbara	9-14	.391	9.0	30-23-1	.566
New Mexico State	6-18	.250	12.5	20-33	.377
Pacific	6-18	.250	12.5	17-33	.340
1993	W-L	PCT	GB	W-L	PCT
*%Long Beach State	17-4	.810	—	46-19-0	.708
%Cal State Fullerton	16-5	.762	1.0	35-19-0	.648
San Jose State	11-10	.524	6.0	34-19-0	.642
New Mexico State	9-12	.429	8.0	31-23-0	.574
UNLV	9-12	.429	8.0	24-25	.490
UC Santa Barbara	8-13	.381	9.0	24-30-1	.444
Nevada	7-14	.333	10.0	28-19-1	.594
Pacific	7-14	.333	10.0	28-25-0	.528
1994	W-L	PCT	GB	W-L	PCT
%Nevada	16-5	.762	—	41-15	.732
%Long Beach State	16-5	.762	—	41-19	.683
---%Cal State Fullerton	15-5	.750	0.5	47-16	.746
San Jose State	9-12	.429	7.0	29-26	.527
---Pacific	8-12	.400	7.5	36-18	.667
UNLV	8-13	.381	8.0	27-28	.491
UC Santa Barbara	7-14	.333	9.0	21-33	.389
New Mexico State	4-17	.190	12.0	21-31	.404
1995	W-L	PCT	GB	W-L	PCT
*%Cal State Fullerton	18-3	.857	—	57-9	.864
%Long Beach State	16-5	.762	2.0	39-25-1	.602
Nevada	12-9	.571	6.0	35-18	.660
UNLV	11-10	.524	7.0	32-24	.571
New Mexico State	9-12	.429	9.0	32-22	.593
UC Santa Barbara	8-13	.381	10.0	24-26	.480
Pacific	5-16	.238	13.0	26-26	.500
San Jose State	5-16	.238	13.0	21-33-1	.390
1996	W-L	PCT	GB	W-L	PCT
%Long Beach State	15-6	.714	—	34-26	.567
%UNLV	14-7	.667	1.0	43-17	.717
%UC Santa Barbara	14-7	.667	1.0	32-20	.615
%Cal State Fullerton	13-8	.619	2.0	45-16	.738
Nevada	8-13	.381	7.0	30-19	.612
New Mexico State	8-13	.381	7.0	25-27	.481
San Jose State	7-14	.333	8.0	28-28	.500
Pacific	5-16	.238	10.0	24-25	.490
1997 (North Div.)	W-L	PCT	GB	W-L	PCT
%Nevada	20-10	.667	—	39-21	.650
Pacific	11-19	.367	9.0	29-29	.500
Sacramento State	8-22	.267	12.0	16-39	.291
New Mexico State	8-22	.267	12.0	21-33	.389
1997 (South Div.)	W-L	PCT	GB	W-L	PCT
%Long Beach State	22-8	.733	—	39-26	.600
%Cal State Fullerton	21-9	.700	1.0	39-24-1	.617
Cal Poly	15-15	.500	7.0	37-21	.638
UC Santa Barbara	15-15	.500	7.0	26-30	.464

## Big West Champions, 1970-76, 1985-06

Year	Team	Coach	W	L	Pct.
1970	LBSU	John Gonsalves	11	4	.733
1971	SJSU	Gene Menges	13	8	.619
	FS	Bob Bennett	13	8	.619
1972	UCSB	Dave Gorrie	14	4	.778
1973	CSLA	Larry Cochell	13	5	.722
1974	CSLA	Larry Cochell	18	5	.783
1975	CSF	Augie Garrido	14	7	.667
1976	CSF	Augie Garrido	17	4	.810
1985	FS^	Bob Bennett	23	7	.767
1986	UCSB	Al Ferrer	18	3	.857
1987	CSF	Augie Garrido	18	3	.857
1988	FS	Bob Bennett	20	1	.952
1989	LBSU	Dave Snow	17	4	.810
	FS	Bob Bennett	17	4	.810
1990	FS*	Bob Bennett	13	8	.619
1991	FS	Bob Bennett	15	6	.714
	CSF	Augie Garrido	15	6	.714
1992	LBSU	Dave Snow	18	5	.783
1993	LBSU	Dave Snow	17	4	.810
1994	UN	Gary Powers	16	5	.762
	LBSU	Dave Snow	16	5	.762
	CSF**	Augie Garrido	15	5	.750
1995	CSF	Augie Garrido	18	3	.857
1996	LBSU	Dave Snow	15	6	.714
1997	CSF^	George Horton	21	9	.700
1998	LBSU^	Dave Snow	23	7	.767
1999	CSF	George Horton	25	5	.833
2000	UN	Gary Powers	21	9	.700
	CSF	George Horton	21	9	.700
2001	CSF	George Horton	14	4	.778
2002	CSN	Mike Batesole	19	5	.792
2003	LBSU	Mike Weathers	16	5	.762
2004	CSF	George Horton	19	2	.905
2005	CSF	George Horton	16	5	.762
2006	CSF	George Horton	18	3	.857

^ Won Big West Tournament

\* Fresno State defeated (2-0) Cal State Fullerton in divisional playoff

## NCBA Champions

Year	Team	Coach	W	L	Pct.
1977	Fresno State	Bob Bennett	26	10	.722
1978	Santa Clara	Sal Taoramina	23	8	.741
1979	Fresno State	Bob Bennett	23	13	.639
1980	Fresno State	Bob Bennett	31	3	.939
1981	Fresno State	Bob Bennett	26	10	.722
1982	Fresno State	Bob Bennett	30	6	.833
	Santa Clara	Jerry McClain	26	10	.722
1983	Fresno State	Bob Bennett	22	8	.733
1984	Fresno State	Bob Bennett	28	2	.933

## SCBA Champions

Year	Team	Coach	W	L	T	Pct.
1977	Cal State Fullerton	Augie Garrido	17	7	0	.708
	Cal State Los Angeles	Jack Deutsch	17	7	0	.708
1978	Cal State Fullerton	Augie Garrido	24	4	0	.857
1979	Cal State Fullerton	Augie Garrido	23	4	1	.839
1980	Cal State Fullerton	Augie Garrido	20	8	0	.714
1981	Cal State Fullerton	Augie Garrido	22	6	0	.786
1982	Cal State Fullerton	Augie Garrido	23	5	0	.821
1983	Cal State Fullerton	Augie Garrido	22	6	0	.786
	UC Santa Barbara	Al Ferrer	22	6	0	.786
1984	Cal State Fullerton	Augie Garrido	22	6	0	.786

# Annual Standings

1998 (North Div.)	W-L	PCT	GB	W-L	PCT
Nevada <sup>3</sup>	17-10	.630	—	31-22	.585
Sacramento State	13-17	.433	5.5	25-35	.417
Pacific <sup>3</sup>	12-17	.414	6.0	25-22	.532
New Mexico State <sup>3</sup>	8-21	.276	10.0	23-29	.442
1998 (South Div.)	W-L	PCT	GB	W-L	PCT
%Cal State Fullerton	25-5	.833	—	47-17	.734
*%Long Beach State	23-7	.767	2.0	43-23-1	.649
UC Santa Barbara <sup>3</sup>	11-18	.379	13.5	18-31-2	.373
Cal Poly <sup>3</sup>	7-21	.250	17.0	16-42	.276
1999	W-L	PCT	GB	W-L	PCT
*%Cal State Fullerton	25-5	.833	—	50-14	.781
%Nevada	21-9	.700	4.0	38-20	.655
%Long Beach State	19-11	.633	6.0	35-25	.583
Pacific	17-13	.567	8.0	32-24	.571
UC Santa Barbara	14-16	.467	11.0	27-26	.509
Cal Poly	9-21	.300	16.0	21-34	.382
Sacramento State	8-22	.267	17.0	18-39	.316
New Mexico State	7-23	.233	18.0	18-38	.321
2000	W-L	PCT	GB	W-L	PCT
%Nevada	21-9	.700	—	38-19	.667
%Cal State Fullerton	21-9	.700	—	38-21	.644
UC Santa Barbara	18-12	.600	3.0	28-25	.528
Long Beach State	18-12	.600	3.0	31-25	.554
Cal Poly	18-12	.600	3.0	32-24	.571
Sacramento State	15-15	.500	6.0	23-33	.411
Pacific	5-25	.167	16.0	22-32	.407
New Mexico State	4-26	.133	17.0	19-36	.346
2001	W-L	PCT	GB	W-L	PCT
*%Cal State Fullerton	14-4	.778	—	48-18	.727
%UC Santa Barbara	12-6	.667	2.0	40-17	.702
%Long Beach State	11-7	.611	3.0	35-23	.603
Cal State Northridge	9-9	.500	5.0	34-22	.607
Cal Poly	8-10	.444	6.0	30-26	.536
Pacific	5-13	.278	9.0	25-30	.455
Sacramento State	4-14	.222	10.0	24-35	.407
2002	W-L	PCT	GB	W-L	PCT
%Cal State Northridge	19-5	.792	—	41-17	.707
%Long Beach State	17-7	.667	2.0	39-21	.650
Cal Poly	15-9	.625	4.0	30-29	.508
%Cal State Fullerton	14-10	.583	5.0	37-22	.627
UC Irvine	14-10	.583	5.0	33-26	.559
UC Riverside	10-14	.417	9.0	30-28	.517
UC Santa Barbara	8-16	.333	11.0	22-33	.400
Pacific	7-17	.292	12.0	26-28	.482
Sacramento State	4-20	.167	15.0	22-34	.393
2003	W-L	PCT	GB	W-L	PCT
%Long Beach State	16-5	.762	—	41-20	.672
*%Cal State Fullerton	15-6	.714	1.0	50-16	.758
%UC Riverside	14-7	.667	2.0	41-17	.707
Cal Poly	9-12	.429	7.0	27-28-1	.491
UC Irvine	8-13	.381	8.0	21-35	.375
UC Santa Barbara	8-13	.381	8.0	25-28	.472
Cal State Northridge	8-13	.381	8.0	14-42	.250
Pacific	6-15	.286	10.0	27-27	.500

2004	W-L	PCT	GB	W-L	PCT
*%Cal State Fullerton	19-2	.905	—	47-22	.680
%Long Beach State	14-7	.667	5.0	40-21	.656
UC Riverside	11-10	.524	8.0	33-24	.579
Cal Poly	10-11	.476	9.0	38-23-1	.621
UC Santa Barbara	10-11	.476	9.0	33-21	.611
%UC Irvine	10-11	.476	9.0	34-23-1	.595
Pacific	5-16	.238	14.0	20-34	.370
Cal State Northridge	5-16	.238	14.0	19-38	.333

2005	W-L	PCT	GB	W-L-T	PCT
%Cal State Fullerton	16-5	.762	—	46-18	.719
%Long Beach State	14-7	.667	2.0	37-22	.627
Cal Poly	14-7	.667	2.0	36-20	.643
UC Riverside	11-10	.524	4.0	28-27	.509
UC Irvine	10-11	.476	6.0	31-25	.554
Pacific	9-12	.429	7.0	30-28	.517
UC Santa Barbara	8-13	.381	8.0	26-30	.464
Cal State Northridge	2-19	.095	14.0	18-36-1	.336

2006	W-L	PCT	GB	W-L-T	PCT
*%Cal State Fullerton	18-3	.857	—	50-15	.769
Long Beach State	12-9	.571	6.0	29-27	.518
%UC Irvine	11-10	.524	7.0	36-24	.600
Cal Poly	10-11	.476	8.0	29-27	.518
Pacific	9-12	.429	9.0	30-25	.545
UC Riverside	9-12	.429	9.0	29-25	.537
UC Santa Barbara	9-12	.429	9.0	26-28	.481
Cal State Northridge	6-15	.286	12.0	26-30	.464

%Received NCAA Regional berth.

\*Advanced to College World Series.

+Received NCAA District 8 playoff berth.

<sup>1</sup>-Fresno State defeated Cal State Fullerton 2 games to 0 in divisional play off to win conference championship.

<sup>2</sup>-Cal State Fullerton forfeited its March 19 game to Pacific for use of ineligible player; CSF's adjusted BWC record is 11-9 and PAC's adjusted BWC record is 10-11.

<sup>3</sup>-Weather problems forced the cancellation of several conference games in 1998.

--Due to rain, CSF and PAC played 18-of-21 conference games in 1990.

--Due to rain, LBSU and UCSB played 23-of-24 conference games in 1992.

---Due to scheduling problems, CSF and PAC played 20-of-21 league games in 1994.



# Coaching Records

## Current Members

<b>Cal Poly</b>	<b>Coach</b>	<b>Tenure</b>	<b>Yrs.</b>	<b>Conference W-L-T</b>	<b>Pct.</b>	<b>Overall W-L-T</b>	<b>Pct.</b>
	Ritch Price	1997-02	6	72-88-0	.436	166-176-1	.485
	Larry Lee	2003-present	4	43-41-0	.512	130-98-2	.567
<b>Cal State Fullerton</b>	<b>Coach</b>	<b>Tenure</b>	<b>Yrs.</b>	<b>W-L-T</b>	<b>Pct.</b>	<b>W-L-T</b>	<b>Pct.</b>
	Larry Cochell	1988-90	3	35-24-0	.593	109-68-0	.616
	Augie Garrido	1975-76, 1985-87, 1991-96	11	176-66-0	.727	464-200-2	.698
	George Horton	1997-present	10	188-58-0	.764	452-187-1	.708
<b>Cal State Northridge</b>	<b>Coach</b>	<b>Tenure</b>	<b>Yrs.</b>	<b>W-L-T</b>	<b>Pct.</b>	<b>W-L-T</b>	<b>Pct.</b>
	Mike Batesole	2001-02	2	28-14-0	.667	75-39-0	.658
	Steve Rousey	2002-present	4	21-63-0	.250	76-146-1	.346
<b>Long Beach State</b>	<b>Coach</b>	<b>Tenure</b>	<b>Yrs.</b>	<b>W-L-T</b>	<b>Pct.</b>	<b>W-L-T</b>	<b>Pct.</b>
	John Gonsalves	1970-76, 1985-88	11	81-148-1	.354	252-348-4	.421
	Dave Snow	1989-01	13	218-90-0	.708	511-290-4	.637
	Mike Weathers	2002-present	5	73-35-0	.676	186-111-0	.630
<b>UC Irvine</b>	<b>Coach</b>	<b>Tenure</b>	<b>Yrs.</b>	<b>W-L-T</b>	<b>Pct.</b>	<b>W-L-T</b>	<b>Pct.</b>
	Mike Gerakos	1985-92	8	74-93-0	.443	202-230-6	.468
	John Savage	2002-2004	3	32-34-0	.485	88-84-1	.510
	Dave Serrano	2005-present	2	21-21-0	.500	67-49-0	.578
<b>UC Riverside</b>	<b>Coach</b>	<b>Tenure</b>	<b>Yrs.</b>	<b>W-L-T</b>	<b>Pct.</b>	<b>W-L-T</b>	<b>Pct.</b>
	Jack Smitheran	2002-2004	3	35-31-0	.530	104-69-0	.601
	Doug Smith	2005-present	2	20-22-0	.476	57-52-0	.523
<b>UC Santa Barbara</b>	<b>Coach</b>	<b>Tenure</b>	<b>Yrs.</b>	<b>W-L-T</b>	<b>Pct.</b>	<b>W-L-T</b>	<b>Pct.</b>
	Dave Gorrie	1970-74	5	41-51-0	.446	111-104-0	.516
	Al Ferrer	1985-93	9	98-102-0	.490	290-232-8	.555
	Bob Brontsema	1994-present	13	142-172-0	.452	348-348-2	.500
<b>Pacific</b>	<b>Coach</b>	<b>Tenure</b>	<b>Yrs.</b>	<b>W-L-T</b>	<b>Pct.</b>	<b>W-L-T</b>	<b>Pct.</b>
	John Gunther	1972	1	7-11-0	.389	21-28-0	.429
	Tom Stubbs	1973-76	4	36-46-0	.439	110-100-0	.524
	John Picone	1985-87	3	20-49-0	.290	57-96-0	.373
	Keith Snider	1988-89	2	13-29-0	.310	34-74-0	.315
	Quincey Noble	1990-03	14	103-225-0	.314	353-390-1	.475
	Ed Sprague	2004-present	3	23-40-0	.365	80-87-0	.485

## Former Members

<b>Sacramento State</b>	<b>Coach</b>	<b>Tenure</b>	<b>Yrs.</b>	<b>W-L-T</b>	<b>Pct.</b>	<b>W-L-T</b>	<b>Pct.</b>
	John Smith	1997-02	6	52-110-0	.321	128-215-0	.373
<b>Fresno State</b>	<b>Coach</b>	<b>Tenure</b>	<b>Yrs.</b>	<b>W-L-T</b>	<b>Pct.</b>	<b>W-L-T</b>	<b>Pct.</b>
	Bob Bennett	1970-76, 1985-92	15	187-130-0	.590	547-349-3	.610
<b>Cal State LA</b>	<b>Coach</b>	<b>Tenure</b>	<b>Yrs.</b>	<b>W-L-T</b>	<b>Pct.</b>	<b>W-L-T</b>	<b>Pct.</b>
	Jim Reeder	1970-71	2	15-20-0	.428	63-49-1	.562
	Larry Cochell	1972-74	3	43-16-0	.729	90-62-0	.592
<b>New Mexico State</b>	<b>Coach</b>	<b>Tenure</b>	<b>Yrs.</b>	<b>W-L-T</b>	<b>Pct.</b>	<b>W-L-T</b>	<b>Pct.</b>
	Elliott Avent	1992-96	5	36-72-0	.333	129-136-0	.487
	Rocky Ward	1997-99	4	27-92-0	.227	81-136-0	.373
<b>Nevada</b>	<b>Coach</b>	<b>Tenure</b>	<b>Yrs.</b>	<b>W-L-T</b>	<b>Pct.</b>	<b>W-L-T</b>	<b>Pct.</b>
	Gary Powers	1993-00	8	122-79-0	.607	280-153-1	.646
<b>San Diego State</b>	<b>Coach</b>	<b>Tenure</b>	<b>Yrs.</b>	<b>W-L-T</b>	<b>Pct.</b>	<b>W-L-T</b>	<b>Pct.</b>
	Lyle Olsen	1970-71	2	21-13-0	.618	57-42-5	.576
	Jim Dietz	1972-76	5	57-44-0	.564	151-128-3	.541
<b>San Jose State</b>	<b>Coach</b>	<b>Tenure</b>	<b>Yrs.</b>	<b>W-L-T</b>	<b>Pct.</b>	<b>W-L-T</b>	<b>Pct.</b>
	Gene Menges	1970-76, 1985-86	9	84-97-1	.464	222-218-1	.504
	Sam Piraro	1987-96	10	88-124-0	.415	314-250-2	.557
<b>UNLV</b>	<b>Coach</b>	<b>Tenure</b>	<b>Yrs.</b>	<b>W-L-T</b>	<b>Pct.</b>	<b>W-L-T</b>	<b>Pct.</b>
	Fred Dallimore	1985-96	12	143-121-0	.542	402-275-0	.594

- Records reflect tenure as Big West coach only - listed school-by-school



# Coaching Records

## All-Time Big West Coaching Records

(listed in order of conference winning percentage)

Coach	School (Tenure)	Yrs.	Conference	Pct.	Overall	Pct.
			W-L-T		W-L-T	
<b>George Horton</b>	<b>Cal State Fullerton (1997-06)</b>	<b>10</b>	<b>188-58-0</b>	<b>.764</b>	<b>452-187-1</b>	<b>.708</b>
Augie Garrido	Cal State Fullerton ('75-76, '85-87, '91-96)	11	176-66-0	.727	464-200-2	.698
Dave Snow	Long Beach State (1989-01)	13	218-97-0	.708	511-290-4	.637
<b>Mike Weathers</b>	<b>Long Beach State (2002-06)</b>	<b>5</b>	<b>73-35-0</b>	<b>.676</b>	<b>186-111-0</b>	<b>.630</b>
Mike Batesole	Cal State Northridge (2001-02)	2	28-14-0	.667	75-39-0	.658
Larry Cochell	Cal State LA (1972-74), Cal State Fullerton (1988-90)	6	78-40-0	.661	199-130-0	.605
Lyle Olsen	San Diego State (1970-71)	2	21-13-0	.618	57-42-5	.576
Gary Powers	Nevada (1993-00)	8	122-79-0	.607	280-153-1	.646
Bob Bennett	Fresno State (1970-76, 1985-92)	15	187-130-0	.590	547-349-3	.610
Jim Dietz	San Diego State (1972-76)	5	57-44-0	.564	151-128-3	.541
Fred Dallimore	UNLV (1985-96)	12	143-121-0	.542	402-275-0	.594
Jack Smitheran	UC Riverside (2002-04)	3	35-31-0	.530	104-69-0	.601
<b>Larry Lee</b>	<b>Cal Poly (2003-06)</b>	<b>4</b>	<b>43-41-0</b>	<b>.512</b>	<b>130-98-2</b>	<b>.567</b>
<b>Dave Serrano</b>	<b>UC Irvine (2005-06)</b>	<b>2</b>	<b>21-21-0</b>	<b>.500</b>	<b>67-49-0</b>	<b>.578</b>
<b>Doug Smith</b>	<b>UC Riverside (2005-06)</b>	<b>2</b>	<b>20-22-0</b>	<b>.476</b>	<b>57-52-0</b>	<b>.523</b>
Al Ferrer	UC Santa Barbara (1985-93)	9	98-102-0	.490	290-232-8	.555
John Savage	UC Irvine (2002-04)	3	32-34-0	.485	88-84-1	.512
Gene Menges	San Jose State (1970-76, 1985-86)	9	84-97-1	.464	222-218-1	.504
<b>Bob Brontsema</b>	<b>UC Santa Barbara (1994-06)</b>	<b>13</b>	<b>142-172-0</b>	<b>.452</b>	<b>348-348-2</b>	<b>.500</b>
Dave Gorrie	UC Santa Barbara (1970-74)	5	41-51-0	.446	111-104-0	.516
Mike Gerakos	UC Irvine (1985-92)	8	74-93-0	.443	202-230-6	.468
Tom Stubbs	Pacific (1973-76)	4	36-46-0	.439	110-100-0	.524
Ritch Price	Cal Poly (1997-02)	6	72-88-0	.436	166-176-1	.485
Jim Reeder	Cal State LA (1970-71)	2	15-20-0	.428	63-49-1	.562
Sam Piraro	San Jose State (1987-96)	10	88-124-0	.415	314-250-2	.557
John Gunther	Pacific (1972)	1	7-11-0	.389	21-28-0	.428
<b>Ed Sprague</b>	<b>Pacific (2004-06)</b>	<b>3</b>	<b>23-40-0</b>	<b>.365</b>	<b>80-87-0</b>	<b>.485</b>
John Gonsalves	Long Beach State (1970-76, 1985-88)	11	81-148-1	.354	252-348-4	.421
Elliott Avent	New Mexico State (1992-96)	5	36-72-0	.333	129-136-0	.487
John Smith	Sacramento State (1997-02)	6	52-110-0	.321	128-215-0	.373
Quincey Noble	Pacific (1990-03)	14	103-225-0	.314	353-390-1	.475
Keith Snider	Pacific (1988-89)	2	13-29-0	.310	34-74-0	.315
John Picone	Pacific (1985-87)	3	20-49-0	.290	57-96-0	.373
<b>Steve Rousey</b>	<b>Cal State Northridge (2003-06)</b>	<b>4</b>	<b>21-63-0</b>	<b>.250</b>	<b>76-146-1</b>	<b>.346</b>
Rocky Ward	New Mexico State (1997-00)	4	27-92-0	.227	81-136-0	.373

**Bold** indicates active coach

### Big West Career Victory Leaders

#### \*Conference Wins

218	Dave Snow, LBSU (1989-01)
<b>188</b>	<b>George Horton, CSF (1997-06)</b>
187	Bob Bennett, FS (1970-76, 85-92)
176	Augie Garrido, CSF (1975-76, 85-87, 91-96)
143	Fred Dallimore, UNLV (1985-96)
<b>142</b>	<b>Bob Brontsema, UCSB (1994-06)</b>
122	Gary Powers, UN (1993-00)
103	Quincey Noble, PAC (1990-03)
98	Al Ferrer, UCSB (1985-93)
88	Sam Piraro, SJSU (1987-96)

#### \*Overall Wins

547	Bob Bennett, FS (1970-76, 85-92)
511	Dave Snow, LBSU (1989-01)
464	Augie Garrido, CSF (1975-76, 85-87, 91-95)
<b>452</b>	<b>George Horton, CSF (1997-06)</b>
402	Fred Dallimore, UNLV (1985-95)
353	Quincey Noble, Pacific (1990-03)
<b>348</b>	<b>Bob Brontsema, UCSB (1994-06)</b>
314	Sam Piraro, SJSU (1987-95)
290	Al Ferrer, UCSB (1985-93)
280	Gary Powers, UN (1993-00)
252	John Gonsalves, LBSU (1970-76, 85-88)

\*Big West Conference years only

**Bold** indicates active Big West coach

### Overall Career Victory Leaders

(includes tenure at all schools - current Big West coaches only)

#### Career Wins

590	Larry Lee, Cal Poly (4)
465	Mike Weathers, Long Beach State (16)
452	George Horton, Cal State Fullerton (10)
348	Bob Brontsema, UC Santa Barbara (13)
95	Dave Serrano, UC Irvine (2)
80	Ed Sprague, Pacific (3)
76	Steve Rousey, Cal State Northridge (4)
57	Doug Smith, UC Riverside (2)

( ) Number of years at four-year school

#### Career Winning Percentage


.708	George Horton, Cal State Fullerton (452-187-1)
.634	Larry Lee, Cal Poly (590-339-5)
.593	Dave Serrano, UC Irvine (95-65-2)
.543	Mike Weathers, Long Beach State (465-391-2)
.523	Doug Smith, UC Riverside (57-52-0)
.499	Bob Brontsema, UC Santa Barbara (348-348-2)
.485	Ed Sprague, Pacific (80-87-0)
.346	Steve Rousey, Cal State Northridge (76-146-1)

# All-Big West Teams

1970		
Jim Keisler	P	Long Beach State
Darrel Gambero	P	Fresno State
Casey Fulcher	P	San Diego State
Bob Apodaca	P	Cal State LA
Mike Gallagher	C	San Diego State
Jim Carter	1B	Long Beach State
Jim Seida	2B	Long Beach State
Doug Stodgel	SS	Cal State LA
Harry Munez	3B	Long Beach State
Dale Duncan	OF	Long Beach State
Bob Groth	OF	Fresno State
Al Ariza	OF	San Jose State
Doug Hunt	OF	San Diego State
Tom Gamboa	UT	UC Santa Barbara

1971		
Jim Keisler	P	Long Beach State
Dick Ruthven	P	Fresno State
Mike Rusk	P	San Jose State
Bob Apodaca	P	Cal State LA
Jim Gmur	C	Long Beach State
Scott Brown	1B	UC Santa Barbara
Scott Wolfe	2B	Fresno State
Larry Lintz	SS	San Jose State
Brian Nakamoto	3B	San Jose State
Steve Ross	OF	UC Santa Barbara
Allen Jones	OF	Fresno State
Al Ariza	OF	San Jose State
Greg Marshall	OF	San Jose State
Ron Layton	UT	San Diego State

1972		
Dick Ruthven	P	Fresno State
Rick Dierker	P	UC Santa Barbara
Pete Martinez	P	Pacific
John McAllen	P	Cal State LA
Dave Kuehn	C	UC Santa Barbara
Mack McDermott	1B	Cal State LA



**Pacific's Larry Prewitt earned All-Big West First Team honors two consecutive years (1974, 1975). Prewitt still holds the top spot on the Tigers' career ERA list at 1.83.**

Larry Prieto	2B	Fresno State
John Urzi	SS	San Jose State
Rocky Hernandez	3B	Cal State LA
Al Ariza	OF	San Jose State
Skip Jarvis	OF	Cal State LA
Paul Lee	OF	UC Santa Barbara
Steve Ross	OF	UC Santa Barbara
Tony Torres	UT	UC Santa Barbara

1973		
Dan Grimm	P	Fresno State
Jeff Gingrich	P	San Jose State
Rod Bovee	P	Pacific
Bob Edwards	P	Cal State LA
Bud Bulling	C	Cal State LA
Charlie Bates	1B	Cal State LA
Mark Kettman	2B	San Jose State
Rob Brassea	SS	San Jose State
Mark Hance	3B	Fresno State
Tim Corcoran	OF	Cal State LA
Andrew Dyes	OF	Fresno State
Franz Vaiarello	OF	Pacific
Bob Kellison	OF	San Diego State
Craig Clark	UT	UC Santa Barbara

1974		
Dan Grimm	P	Fresno State
Larry Prewitt	P	Pacific
Rick Lysander	P	Cal State LA
Jeff Migdal	P	Cal State LA
Bud Bulling	C	Cal State LA
Jim Skaalan	1B	San Diego State
Bob Felts	2B	Fresno State
Ron Zakoor	SS	Pacific
John Helfrick	3B	San Diego State
Billy Getz	OF	San Diego State
Tim Corcoran	OF	Cal State LA
Dan Parma	OF	Cal State LA
Sly Washington	OF	Cal State LA
Eric Buzza	DH	Cal State LA

1975		
Dan Boone	P	Cal State Fullerton
Jeff Gingrich	P	San Jose State
Syd Church	P	Pacific
Larry Prewitt	P	Pacific
Andy Pasillas	C	Cal State Fullerton
George Horton	1B	Cal State Fullerton
Tom Henningson	2B	San Jose State
Kurt Wittmayer	SS	San Diego State
Gary Armstrong	3B	San Diego State
Jody Robinson	OF	Cal State Fullerton
Frank Estes	OF	Cal State Fullerton
Bob Phelps	OF	Long Beach State
Dave Boer	OF	Pacific
Gary Miyama	DH	Pacific

1976		
Dan Boone	P	Cal State Fullerton
Curt Lewis	P	Cal State Fullerton
Bob McRae	P	Long Beach State
Syd Church	P	Pacific
Chick Valley	P	San Diego State
Andy Pasillas	C	Cal State Fullerton
Fernando Garcia	1B	Fresno State
Gary Pallant	2B	Long Beach State
Gary Armstrong	SS	San Diego State
Mike Zouras	3B	Long Beach State
Jody Robinson	OF	Cal State Fullerton
Jeff Nichols	OF	Cal State Fullerton
Steve Fenoglio	OF	Long Beach State

Ron Myers	OF	Fresno State
George Horton	DH	Cal State Fullerton

1985		
Mike Schooler	P	Cal State Fullerton
Mark Gardner	P	Fresno State
Ken Crew	P	Fresno State
Anthony Telford	P	San Jose State
Tim Arnold	C	UNLV
Mike Oglesbee	1B	UNLV
Jose Mota	2B	Cal State Fullerton
Matt Williams	SS	UNLV
Bill Geivett	3B	UC Santa Barbara
John Fishel	OF	Cal State Fullerton
Don Blankenship	OF	Long Beach State
Steve Ochoa	OF	San Jose State
Bob Perry	UT	UC Irvine
Dave Stewart	DH	UC Santa Barbara

1986		
Larry Casian	P	Cal State Fullerton
Mike Goff	P	Fresno State
Mike Tresemer	P	UC Santa Barbara
Mike Pitz	P	Pacific
John Eccles	C	Cal State Fullerton
Mike Oglesbee	1B	UNLV
Gene Roumimper	1B	UC Irvine
Scott Cerny	2B	UC Santa Barbara
Matt Williams	SS	UNLV
Vince Teixeira	3B	UC Santa Barbara
Tony Felicione	OF	Long Beach State
Tom Baine	OF	UC Irvine
Quinn Mack	OF	UC Santa Barbara
Mark Leonard	UT	UC Santa Barbara
Tom Logan	DH	UC Santa Barbara
Keith Watkins	DH	Cal State Fullerton

1987		
Larry Casian	P	Cal State Fullerton
Mike Harkey	P	Cal State Fullerton
Craig Brink	P	UC Irvine
Anthony Telford	P	San Jose State
Joe Ortiz	C	Pacific
Kevin Lofthus	1B	UNLV
Mike Ross	2B	Cal State Fullerton
Erik Johnson	SS	UC Santa Barbara
Tony Trevino	3B	Cal State Fullerton
Mark Baca	OF	Cal State Fullerton
Steve Bates	OF	Fresno State
Quinn Mack	OF	UC Santa Barbara
Reed Peters	OF	UNLV
Doug Kline	UT	UC Irvine
Andy Mota	DH	Cal State Fullerton

1988		
Dan Archibald	SP	San Jose State
Rich Crane	SP	Fresno State
John Salles	SP	Fresno State
Erik Schullstrom	SP	Fresno State
Steve Pirolli	RP	Pacific
Brent Mayne	C	Cal State Fullerton
Lance Shebelut	1B	Fresno State
Steve Pearse	2B	Fresno State
Eddie Zosky	SS	Fresno State
Mike Burton	3B	Fresno State
Tom Goodwin	OF	Fresno State
Scott Childress	OF	UNLV
Steve Hosey	OF	Fresno State
Tim McKercher	UT	UC Santa Barbara
Ed Landphere	DH	UC Santa Barbara



# All-Big West Teams

## 1989

Kyle Abbott	SP	Long Beach State
Rich Crane	SP	Fresno State
Donovan Osborne	SP	UNLV
Andy Croghan	SP	Long Beach State
Bobby Jones	RP	Fresno State
Brent Mayne	C	Cal State Fullerton
Rex Peters	1B	Cal State Fullerton
Chris Gill	2B	Long Beach State
Eddie Zosky	SS	Fresno State
Jeff Antoon	3B	UC Santa Barbara
Tom Goodwin	OF	Fresno State
Darrell Sherman	OF	Long Beach State
Jerrold Rountree	OF	UC Santa Barbara
Frank Appice	UT	UC Santa Barbara
David Staton	DH	Cal State Fullerton

## 1990

Huck Flener	SP	Cal State Fullerton
James Popoff	SP	Cal State Fullerton
Steve Wolf	SP	Fresno State
Andy Croghan	SP	Long Beach State
Ken Whitworth	SP	UC Irvine
Bobby Jones	RP	Fresno State
Todd Johnson	C	Fresno State
Don Barbara	1B	Long Beach State
Mate' Borgogno	2B	Cal State Fullerton
Al Rodriguez	SS	UC Irvine
Jeff Antoon	3B	UC Santa Barbara
Rich Gonzales	OF	Cal State Fullerton
Eric Booker	OF	San Jose State
Mike Czarnetzki	OF	UC Santa Barbara
Todd Guggiana	UT	Long Beach State
Jason Giambi	DH	Long Beach State

## 1991

Bobby Jones	SP	Fresno State
Steve Whitaker	SP	Long Beach State
Tim DeGrasse	SP	UC Santa Barbara
Dan Naulty	SP	Cal State Fullerton
Chris Robinson	RP	Cal State Fullerton
Matt Hattabaugh	C	Cal State Fullerton
Ricky Scruggs	1B	UNLV
Lamarr Rogers	2B	Long Beach State
Jason Wood	SS	Fresno State
Jason Giambi	3B	Long Beach State
Rich Harr	3B	UC Santa Barbara
Jerrold Rountree	OF	UC Santa Barbara
Tory Miran	OF	UNLV
Brent Cookson	OF	Long Beach State
Todd Johnson	UT	Fresno State
Scott Talanoa	DH	Long Beach State

## 1992

Todd Taylor	SP	Long Beach State
Dan Naulty	SP	Cal State Fullerton
James Popoff	SP	Cal State Fullerton
Jon Graves	RP	Long Beach State
Jason Moler	C	Cal State Fullerton
Todd Johnson	C	Fresno State
Brant Brown	1B	Fresno State
Dave Waco	2B	UC Santa Barbara
Phil Nevin	3B	Cal State Fullerton
Chris Gomez	SS	Long Beach State
Danny Lane	SS	UC Santa Barbara
Michael Case	OF	Long Beach State
Ed Christian	OF	Long Beach State
Dante Powell	OF	Cal State Fullerton
Todd Priddy	DH	Long Beach State
Jeff Antoon	UT	UC Santa Barbara

## 1993

Dan Ricabal	SP	Cal State Fullerton
Daniel Choi	SP	Long Beach State
Mike Fontana	SP	Long Beach State
Gabe Gonzalez	RP	Long Beach State
Erik Moreno	C	Nevada
Adam Millan	C	Cal State Fullerton
Doug Bame	1B	Pacific
Jeremy Carr	2B	Cal State Fullerton
Gerad Cawhorn	3B	San Jose State
David Zuniga	SS	San Jose State
Dante Powell	OF	Cal State Fullerton
Cobi Cradle	OF	Long Beach State
Efrain Lara	OF	New Mexico State
Jared Jenke	UT	UC Santa Barbara

## 1994

Matt Wagner	SP	Cal State Fullerton
Scott Rivette	SP	Long Beach State
Dave Sick	SP	San Jose State
Ted Silva	RP	Cal State Fullerton
Victor Sanchez	C	Pacific
Tim Gavello	1B	San Jose State
Jeff Ferguson	2B	Cal State Fullerton
Curt Zimmerman	3B	Pacific
Mark Lewis	SS	Pacific
Chip Sell	OF	Pacific
Gus Kennedy	OF	UNLV
Rolando Avila	OF	Long Beach State
Ron Lewis	UT	Pacific
Mike Schroeder	DH	Nevada

## 1995

Ted Silva	SP	Cal State Fullerton
Nate Yeskie	SP	UNLV

Scott Rivette	SP	Long Beach State
Gabe Gonzalez	RP	Long Beach State
Brian Loyd	C	Cal State Fullerton
Justin Drizos	1B	Nevada
Travis Janssen	2B	New Mexico State
Jeff Liefer	3B	Long Beach State
Ryan Hankins	3B	UNLV
Zach Elliott	SS	UC Santa Barbara
Mark Kotsay	OF	Cal State Fullerton
Tony Miranda	OF	Cal State Fullerton
Jorge Perez	OF	New Mexico State
Ron Lewis	UT	Pacific
Jason Hodges	DH	Long Beach State

## 1996

Brian Loyd	C	Cal State Fullerton
David Willis	1B	UC Santa Barbara
Mark McNelly	2B	New Mexico State
Ryan Hankins	3B	UNLV
Jason Knupfer	SS	Long Beach State
Mark Kotsay	OF	Cal State Fullerton
Jeremy Giambi	OF	Cal State Fullerton
Brett Hardy	OF	UC Santa Barbara
Andy Dominique	UT	Nevada
Brian Anthony	DH	UNLV
Brent Billingsley	SP	Cal State Fullerton
Marcus Jones	SP	Long Beach State
Tom LaRosa	SP	UNLV
Ryan Brannan	RP	Long Beach State

## 1997

Mike Lamb	C	Cal State Fullerton
Toby Sanchez	1B	Long Beach State
Scott Kidd	2B	Cal Poly
Harvey Hargrove	2B	Sacramento State
Andy Dominique	3B	Nevada
Mike Young	SS	UC Santa Barbara
Ryan Upshaw	OF	New Mexico State
Gary Johnson	OF	Nevada
Shane Rooney	OF	Pacific
Jerome Alviso	UT	Cal State Fullerton
Marty Camacho	DH	Cal Poly
Matt Wise	SP	Cal State Fullerton
Marcus Jones	SP	Long Beach State
Dan Reichert	SP	Pacific
Mike Greenlee	RP	Cal State Fullerton
Ara Petrosian	RP	Long Beach State

## 1998

Corky Miller	C	Nevada
Steve Wood	1B	Cal Poly
David Bacani	2B	Cal State Fullerton
Paul Day	3B	Long Beach State
Andre Champagne	SS	New Mexico State
Aaron Rowand	OF	Cal State Fullerton
Terrel Sledge	OF	Long Beach State
Lyle Overbay	OF	Nevada
Greg Jacobs	UT	Cal State Fullerton
Josh Payne	DH	Sacramento State
Benito Flores	SP	Cal State Fullerton
Erasmio Ramirez	SP	Cal State Fullerton
Jim Brink	SP	Nevada
Adam Johnson	RP	Cal State Fullerton

## 1999

Matt Ortiz	C	Nevada
Chris Beck	1B	Cal State Fullerton
Don Price	1B	Nevada
David Bacani	2B	Cal State Fullerton
Ryan Owens	3B	Cal State Fullerton

**UC Santa Barbara third baseman, Jeff Antoon, earned All-Big West First Team honors in 1989 and 1990.**

# All-Big West Teams

Chris Weekly	SS	New Mexico State
Brad Wright	UT	UC Santa Barbara
Jaeme Leal	DH	Long Beach State
Aaron Rifkin	DH	Cal State Fullerton
Reed Johnson	OF	Cal State Fullerton
Spencer Oborn	OF	Cal State Fullerton
Lyle Overbay	OF	Nevada
Mike Gallo	SP	Long Beach State
Darin Moore	SP	Pacific
Matt Sorensen	SP	Cal State Fullerton
Mark Short	RP	Pacific

## 2000

Matt Ortiz	C	Nevada
Don Price	1B	Nevada
David Bacani	2B	Cal State Fullerton
Dave Molitor	3B	UC Santa Barbara
Bobby Crosby	SS	Long Beach State
Jason Walker	UT	Pacific
Tyler Von Schell	DH	UC Santa Barbara
Ryan Church	OF	Nevada
Joe Inglett	OF	Nevada
Chuck Lopez	OF	Long Beach State
Chris Stringfellow	OF	Cal State Fullerton
Adam Johnson	SP	Cal State Fullerton
Chad Qualls	SP	Nevada
Darrell Rasner	SP	Nevada
Kirk Saarloos	RP	Cal State Fullerton

## 2001

Brett Kay	C	Cal State Fullerton
Tim Arroyo	1B	Cal State Northridge
David Bacani	2B	Cal State Fullerton
Chad Peshke	2B	UC Santa Barbara
Kevin Tillman	2B	Cal Poly
Dave Molitor	3B	UC Santa Barbara
Bobby Crosby	SS	Long Beach State
Mike Rouse	SS	Cal State Fullerton
J.T. Stotts	SS	Cal State Northridge
Jeff Jones	OF	Long Beach State
Jared Schumaker	OF	UC Santa Barbara
Ryan Spilborghs	OF	UC Santa Barbara
Jason Walker	UT	Pacific
Robert Smith	DH	Cal State Northridge
James Garcia	SP	UC Santa Barbara
Darric Merrell	SP	Cal State Fullerton
Kirk Saarloos	SP	Cal State Fullerton
Chad Cordero	RP	Cal State Fullerton

## 2002

Jason Allec	C	Cal State Northridge
Brian Haskell	1B	Cal Poly
Shaun Larkin	2B	Cal State Northridge
Ryan Haag	3B	Cal State Northridge
Jason Gorman	SS	Cal State Northridge
Shane Costa	OF	Cal State Fullerton
Jeremy Reed	OF	Long Beach State
Eric Verbryke	OF	Cal State Northridge
James Stanford	UT	Pacific
Bryan Gant	DH	Cal Poly
Abe Alvarez	SP	Long Beach State
Wes Littleton	SP	Cal State Fullerton
Kevin Correia	SP	Cal Poly
Chad Cordero	RP	Cal State Fullerton

## 2003

Todd Jennings	C	Long Beach State
Kevin Mangels	1B	UC Riverside
Adam Leavitt	2B	Cal Poly
Tony Festa	3B	UC Riverside

Randy Blood	SS	UC Riverside
Shane Costa	OF	Cal State Fullerton
Ryan Harvey	OF	UC Riverside
Brian Wahlbrink	OF	UC Riverside
Brad Davis	UT	Long Beach State
Cory Lake	DH	Pacific
Abe Alvarez	SP	Long Beach State
Jaymie Torres	SP	UC Riverside
Jered Weaver	SP	Long Beach State
Chad Cordero	RP	Cal State Fullerton

## 2004

Kurt Suzuki	C	Cal State Fullerton
Michael Paulk	1B	Cal State Northridge
Chris Malec	2B	UC Santa Barbara
Tony Festa	3B	UC Riverside
Troy Tulowitzki	SS	Long Beach State
Sam Herbert	OF	Cal Poly
John Bowker	OF	Long Beach State
Clark Hardman	OF	Cal State Fullerton
Jason Vargas	UT	Long Beach State
Brandon Roberts	DH	Cal Poly
Jered Weaver	SP	Long Beach State
Jason Windsor	SP	Cal State Fullerton
Brett Smith	SP	UC Irvine
Blair Erickson	RP	UC Irvine

## 2005

Kyle Blumenthal	C	Cal Poly
Justin Baum	1B	Pacific
Brett Dalton	2B	UC Irvine
Ronnie Prettyman	3B	Cal State Fullerton
Troy Tulowitzki	SS	Long Beach State
Blake Davis	SS	Cal State Fullerton
Sergio Pedroza	OF	Cal State Fullerton
Brandon Roberts	OF	Cal Poly
Aaron Grant	OF	UC Riverside
Andrew Martinez	DH	UC Riverside
Alberto Quintana	UT	Cal State Northridge
Ricky Romero	SP	Cal State Fullerton
Garrett Olson	SP	Cal Poly
Cesar Ramos	SP	Long Beach State
Neil Jamison	RP	Long Beach State

## 2006

Matt Canepa	C	Cal Poly
Brett Pill	1B	Cal State Fullerton
Justin Turner	2B	Cal State Fullerton
Evan Longoria	3B	Long Beach State
Blake Davis	SS	Cal State Fullerton
Chris Valaika	SS	UC Santa Barbara
Brett Bigler	OF	UC Riverside
DJ Hollingsworth	OF	UC Riverside
Brandon Tripp	OF	Cal State Fullerton
Matt Berezay	DH	Pacific
Jimmy Van Ostrand	UT	Cal Poly
Andrew Carpenter	SP	Long Beach State
Lauren Gagnier	SP	Cal State Fullerton
Wes Roemer	SP	Cal State Fullerton
Vinnie Pestano	RP	Cal State Fullerton



*Cal Poly catcher Kyle Blumenthal was named 2005 Big West Co-Player of the Year, as well as earning 2005 All-Big West First Team Honors.*

# All-Time Honorees

## School by School First Team Selections

(Current Members Only)

### Cal State Fullerton

Jerome Alviso, UT, 1997  
 Mark Baca, OF, 1987  
 David Bacani, 2B, 1998-01  
 Chris Beck, 1B, 1999  
 Brent Billingsley, SP, 1996  
 Dan Boone, P, 1975-76  
 Mate' Borgogno, 2B, 1990  
 Jeremy Carr, 2B, 1993  
 Larry Casian, P, 1986-87  
 Chad Cordero, RP, 2001-03  
 Shane Costa, OF, 2003  
 Blake Davis, SS, 2005-06  
 John Eccles, C, 1986  
 Frank Estes, OF, 1975  
 Jeff Ferguson, 2B, 1994  
 Huck Flener, P, 1990  
 Benito Flores, SP, 1998  
 John Fishel, OF, 1985  
 Lauren Gagnier, SP, 2006  
 Jeremy Giambi, OF, 1996  
 Rich Gonzales, OF, 1990  
 Mike Greenlee, RP, 1997  
 Clark Hardman, OF, 2004  
 Mike Harkey, P, 1987  
 Matt Hattabaugh, C, 1991  
 George Horton, 1B, 1975-76  
 Greg Jacobs, UT, 1998  
 Adam Johnson, RP, 1998, 2000  
 Reed Johnson, OF, 1999  
 Brett Kay, C, 2001  
 Mark Kotsay, OF, 1995-96  
 Mike Lamb, C, 1997  
 Curt Lewis, P, 1976  
 Brian Loyd, C, 1995-96  
 Brent Mayne, C, 1988-89  
 Darric Merrell, P, 2001  
 Adam Millan, C, 1993  
 Tony Miranda, OF, 1995  
 Andy Mota, DH, 1987  
 Jose Mota, 2B, 1985  
 Jason Moler, C, 1992  
 Dan Naulty, P, 1991-92  
 Phil Nevin, 3B, 1992  
 Jeff Nichols, OF, 1976  
 Spencer Oborn, OF, 1999  
 Ryan Owens, 3B, 1999  
 Andy Pasillas, C, 1975-76  
 Sergio Pedroza, OF, 2005  
 Vinnie Pestano, RP, 2006  
 Rex Peters, 1B, 1989  
 Brett Pill, 1B, 2006  
 James Popoff, P, 1990, 1992  
 Dante Powell, OF, 1992-93  
 Ronnie Prettyman, 3B, 2005  
 Erasmo Ramirez, SP, 1998  
 Dan Ricabal, SP, 1993  
 Aaron Rifkin, DH, 1999  
 Chris Robinson, P, 1991  
 Jody Robinson, OF, 1975-76  
 Wes Roemer, SP, 2006  
 Ricky Romero, SP, 2005  
 Mike Ross, 2B, 1987  
 Mike Rouse, SS, 2001  
 Aaron Rowand, OF, 1998  
 Kirk Saarloos, RP/SP, 2000-01  
 Mike Schooler, P, 1985

Ted Silva, P, 1994-95  
 Matt Sorensen, SP, 1999  
 Dave Staton, DH, 1989  
 Chris Stringfellow, OF, 2000  
 Kurt Suzuki, C, 2004  
 Tony Trevino, 3B, 1987  
 Brandon Tripp, OF, 2006  
 Justin Turner, 2B, 2006  
 Matt Wagner, P, 1994  
 Keith Watkins, DH, 1986  
 Jason Windsor, SP, 2004  
 Matt Wise, SP, 1997

### Long Beach State

Kyle Abbott, P, 1989  
 Abe Alvarez, SP, 2002-03  
 Rolando Avila, OF, 1994  
 Don Barbara, 1B, 1990  
 Don Blankenship, OF, 1985  
 John Bowker, OF, 2004  
 Ryan Brannan, RP, 1996  
 Andrew Carpenter, SP, 2006  
 Jim Carter, 1B, 1970  
 Michael Case, OF, 1992  
 Daniel Choi, SP, 1993  
 Ed Christian, OF, 1992  
 Brent Cookson, OF, 1991  
 Cobi Cradle, OF, 1993  
 Andy Croghan, P, 1989-90  
 Bobby Crosby, SS, 2000-01  
 Brad Davis, UT, 2003  
 Paul Day, 3B, 1998  
 Dale Duncan, OF, 1970  
 Tony Felicione, OF, 1986  
 Steve Fenoglio, OF, 1976  
 Mike Fontana, SP, 1993  
 Mike Gallo, SP, 1999  
 Jason Giambi, DH/3B, 1990-91  
 Chris Gill, 2B, 1989  
 Jim Gmur, C, 1971  
 Chris Gomez, SS, 1992  
 Gabe Gonzalez, RP, 1993, 1995  
 Jon Graves, RP, 1992  
 Todd Guggiana, UT, 1990  
 Jason Hodges, DH, 1995  
 Neil Jamison, RP, 2005  
 Todd Jennings, C, 2003  
 Jeff Jones, OF, 2001  
 Marcus Jones, SP, 1996-97  
 John Keisler, P, 1970-71  
 Jason Knupfer, SS, 1996  
 Jaeme Leal, DH, 1999  
 Jeff Liefer, 3B, 1995  
 Evan Longoria, 3B, 2006  
 Chuck Lopez, OF, 2000  
 Bob McRae, P, 1976  
 Harry Munez, 3B, 1970  
 Gary Pallant, 2B, 1976  
 Ara Petrosian, RP, 1997  
 Bob Phelps, OF, 1975  
 Todd Pridy, DH, 1992  
 Cesar Ramos, SP, 2005  
 Jeremy Reed, OF, 2002  
 Scott Rivette, P, 1994-95  
 Lamarr Rogers, 2B, 1991  
 Toby Sanchez, 1B, 1997  
 Darrell Sherman, OF, 1989

Jim Seida, 2B, 1970  
 Termel Sledge, OF, 1998  
 Scott Talanoa, DH, 1991  
 Todd Taylor, SP, 1992  
 Troy Tulowitzki, SS, 2004-05  
 Jason Vargas, UT, 2004  
 Jered Weaver, SP, 2003-04  
 Steve Whitaker, P, 1991  
 Mike Zouras, 3B, 1976

### UC Santa Barbara

Jeff Antoon, 3B, 1989-90, 1992  
 Frank Appice, UT, 1989  
 Scott Brown, 1B, 1971  
 Scott Cerny, 2B, 1986  
 Craig Clark, UT, 1973  
 Mike Czarnetzki, OF, 1990  
 Tim DeGrase, P, 1991  
 Rick Dierker, P, 1972  
 Zach Elliott, SS, 1995  
 Tom Gamboa, UT, 1970  
 James Garcia, SP, 2001  
 Bill Geivett, 3B, 1985  
 Rich Haar, 3B, 1991  
 Brett Hardy, OF, 1996  
 Jared Jenke, UT, 1993  
 Erik Johnson, SS, 1987  
 Dave Kuehn, C, 1972  
 Ed Landphere, DH, 1988  
 Danny Lane, SS, 1992  
 Paul Lee, OF, 1972  
 Mark Leonard, UT, 1986  
 Tom Logan, DH, 1986  
 Quinn Mack, OF, 1986-87  
 Chris Malec, 2B, 2004  
 Tim McKercher, UT, 1988  
 Dave Molitor, 3B, 2000-01  
 Chad Peshke, 2B, 2001  
 Steve Ross, OF, 1971-72  
 Jerrold Rountree, OF, 1989, 1991  
 Jared Schumaker, OF, 2001  
 Ryan Spilborghs, OF, 2001  
 Dave Stewart, DH, 1985  
 Vince Teixeira, 3B, 1986  
 Tony Torres, UT, 1972  
 Mike Tresemer, P, 1986  
 Chris Valaika, SS, 2006  
 Tyler Von Schell, DH, 2000  
 Dave Waco, 2B, 1992  
 David Willis, 1B, 1996  
 Brad Wright, UT, 1999  
 Mike Young, SS, 1997

### Pacific

Doug Bame, 1B, 1993  
 Justin Baum, 1B, 2005  
 Matt Berezay, DH, 2006  
 Dave Boer, OF, 1975  
 Rod Bovee, P, 1973  
 Syd Church, P, 1975-76  
 Cory Lake, DH, 2003  
 Ron Lewis, UT, 1994-95  
 Pete Martinez, P, 1972  
 Gary Miyama, DH, 1975  
 Darin Moore, SP, 1999  
 Joe Ortiz, C, 1987

Steve Pirolli, RP, 1988  
 Mike Pitz, P, 1986  
 Larry Prewitt, P, 1974-75  
 Dan Reichert, SP, 1997  
 Shane Rooney, OF, 1997  
 Victor Sanchez, C, 1994  
 Chip Sell, OF, 1994  
 Mark Short, RP, 1999  
 James Stanford, UT, 2002  
 Franz Vaiarello, OF, 1973  
 Jason Walker, UT, 2000-01  
 Ron Zakoor, SS, 1974  
 Curt Zimmerman, 3B, 1994

### Cal Poly

Kyle Blumenthal, C, 2005  
 Marty Camacho, DH, 1997  
 Matt Canepa, C, 2006  
 Bryan Gant, DH, 2002  
 Brian Haskell, 1B, 2002  
 Sam Herbert, OF, 2004  
 Scott Kidd, 2B, 1997  
 Brandon Roberts, DH, 2004-05  
 Adam Leavitt, 2B, 2003  
 Garrett Olson, SP, 2005  
 Kevin Tillman, 2B, 2001  
 Jimmy Van Ostrand, UT, 2006  
 Steve Wood, 1B, 1998

### Cal State Northridge

Jason Allec, C, 2002  
 Tim Arroyo, 1B, 2001  
 Jason Gorman, SS, 2002  
 Ryan Haag, 3B, 2002  
 Shaun Larkin, 2B, 2002  
 Michael Paulk, 1B, 2004  
 Alberto Quintana, UT, 2005  
 Robert Smith, DH, 2001  
 J.T. Stotts, SS, 2001  
 Eric Verbryke, OF, 2002

### UC Irvine

Tom Baine, OF, 1986  
 Craig Brink, P, 1987  
 Doug Cline, UT, 1987  
 Brett Dalton, 2B, 2005  
 Blair Erickson, RP, 2004  
 Bob Perry, UT, 1985  
 Al Rodriguez, SS, 1990  
 Gene Roumimper, 1B, 1986  
 Brett Smith, SP, 2004  
 Ken Whitworth, P, 1990

### UC Riverside

Brett Bigler, OF, 2006  
 Randy Blood, SS, 2003  
 Tony Festa, 3B, 2003-04  
 Aaron Grant, OF, 2005  
 Ryan Harvey, OF, 2003  
 DJ Hollingsworth, OF, 2006  
 Kevin Mangels, 1B, 2003  
 Andrew Martinez, DH, 2005  
 Jaymie Torres, SP, 2003  
 Brian Wahlbrink, OF, 2003

# All-Time Honorees

## School by School First Team Selections

(Former Members Only)

### Cal State LA

Bob Apodaca, P, 1970-71  
 Charlie Bates, 1B, 1973  
 Bud Bulling, C, 1973-74  
 Eric Buzza, DH, 1974  
 Tim Corcoran, OF, 1973-74  
 Bob Edwards, P, 1973  
 Rocky Hernandez, 3B, 1972  
 Skip Jarvis, OF, 1972  
 Rick Lysander, P, 1974  
 John McAllen, P, 1972  
 Mack McDermott, 1B, 1972  
 Jeff Migdal, P, 1974  
 Dan Parma, OF, 1974  
 Doug Stodgel, SS, 1970  
 Sly Washington, OF, 1974

### Fresno State

Steve Bates, OF, 1987  
 Brant Brown, 1B, 1992  
 Mike Burton, 3B, 1988  
 Rich Crane, P, 1988-89  
 Ken Crew, P, 1985  
 Andrew Dyes, OF, 1973  
 Bob Felts, 2B, 1974  
 Darrel Gamero, P, 1970  
 Fernando Garcia, 1B, 1976  
 Mark Gardner, P, 1985  
 Mike Goff, P, 1986  
 Tom Goodwin, OF, 1988-89  
 Dan Grimm, P, 1973-74  
 Bob Groth, OF, 1970  
 Mark Hance, 3B, 1973  
 Steve Hosey, OF, 1988  
 Todd Johnson, C/UT, 1990-92  
 Allen Jones, OF, 1971  
 Bobby Jones, P, 1989-91  
 Steve Pearse, 2B, 1988  
 Larry Prieto, 2B, 1972  
 Dick Ruthven, P, 1971-72  
 John Salles, P, 1988  
 Erik Schullstrom, P, 1988  
 Lance Shebelut, 1B, 1988

Steve Wolf, P, 1990  
 Scott Wolfe, 2B, 1971  
 Jason Wood, SS, 1991  
 Eddie Zosky, SS, 1988-89

### New Mexico State

Andre Champagne, SS, 1998  
 Travis Janssen, 2B, 1995  
 Efrain Lara, OF, 1993  
 Mark McNelly, 2B, 1996  
 Jorge Perez, OF, 1995  
 Ryan Upshaw, OF, 1997  
 Chris Weekly, SS, 1999

### Nevada

Jim Brink, SP, 1998  
 Ryan Church, OF, 2000  
 Andy Dominique, 3B, 1996-97  
 Justin Drizos, 1B, 1995  
 Joe Inglett, OF, 2000  
 Gary Johnson, OF, 1997  
 Mark Lewis, SS, 1994  
 Corky Miller, C, 1998  
 Erik Moreno, C, 1993  
 Matt Ortiz, C, 1999-00  
 Lyle Overbay, OF, 1998-99  
 Don Price, 1B, 1999-00  
 Chad Qualls, SP, 2000  
 Darrell Rasner, SP, 2000  
 Mike Schroeder, DH, 1994

### San Diego State

Gary Armstrong, 3B, 1975-76  
 Casey Fulcher, P, 1970  
 Mike Gallagher, C, 1970  
 Billy Getz, OF, 1974  
 John Helfrick, 3B, 1974  
 Doug Hunt, OF, 1970  
 Bob Kellison, OF, 1973  
 Ron Layton, UT, 1971  
 Jim Skaalen, 1B, 1974  
 Chick Valley, P, 1976  
 Kurt Wittmayer, SS, 1975

### San Jose State

Dan Archibald, P, 1988  
 Al Ariza, OF, 1970-71-72  
 Eric Booker, OF, 1990  
 Rob Brassea, SS, 1973  
 Gerad Cawhorn, 3B, 1993  
 Tim Gavello, 1B, 1994  
 Jeff Gingrich, P, 1973, 75  
 Tom Henningson, 2B, 1993  
 Mark Kettman, 2B, 1973  
 Larry Lintz, SS, 1971  
 Greg Marshall, OF, 1971  
 Brian Nakamoto, 3B, 1971  
 Steve Ochoa, OF, 1985  
 Mike Rusk, P, 1971  
 Dave Sick, P, 1994  
 Anthony Telford, P, 1987  
 John Urzi, SS, 1972  
 David Zuniga, SS, 1993

### Sacramento State

Harvey Hargrove, 2B, 1997  
 Josh Payne, DH, 1998

### UNLV

Tim Arnold, C, 1985  
 Scott Childress, OF, 1988  
 Gus Kennedy, OF, 1994  
 Kevin Lofthus, 1B, 1987  
 Tory Miran, OF, 1991  
 Donovan Osborne, P, 1989  
 Reed Peters, OF, 1987  
 Mike Oglesbee, 1B, 1985-86  
 Ricky Scruggs, 1B, 1991  
 Matt Williams, SS, 1985-86

## Final Season in the Big West

Cal State Los Angeles	1974
Fresno State	1992
Sacramento State	2002
San Diego State	1976
San Jose State	1996
UNLV	1996
New Mexico State	2000
Nevada	2000



# All-Time Honorees

## Repeat Selections

### Four-Time First Team Selection

David Bacani, Cal State Fullerton, 1998-01

### Three-Time First Team Selections

Al Ariza, San Jose State, 1970-72

Bobby Jones, Fresno State, 1989-91

Todd Johnson, Fresno State, 1990-92

Jeff Antoon, UC Santa Barbara, 1989-90, 92

Chad Cordero, Cal State Fullerton, 2001-03

### Two-Time First Team Selections

Bob Apodaca, Cal State LA, 1970-71

John Keisler, Long Beach State, 1970-71

Steve Ross, UC Santa Barbara, 1971-72

Dick Ruthven, Fresno State, 1971-72

Bud Bulling, Cal State LA, 1973-74

Tim Corcoran, Cal State LA, 1973-74

Dan Grimm, Fresno State, 1973-74

Jeff Gingrich, Fresno State, 1973, 75

Larry Prewitt, Pacific, 1974-75

Gary Armstrong, San Diego State, 1975-76

Dan Boone, Cal State Fullerton, 1975-76

Syd Church, Pacific, 1975-76

George Horton, Cal State Fullerton, 1975-76

Andy Pasillas, Cal State Fullerton, 1975-76

Jody Robinson, Cal State Fullerton, 1975-76

Mike Oglesbee, UNLV, 1985-86

Matt Williams, UNLV, 1985-86

Larry Casian, Cal State Fullerton, 1986-87

Quinn Mack, UC Santa Barbara, 1986-87

Rich Cane, Fresno State, 1988-89

Brent Mayne, Cal State Fullerton, 1988-89

Eddie Zosky, Fresno State, 1988-89

Tom Goodwin, Fresno State, 1988-89

Andy Croghan, Long Beach State, 1989-90

Jason Giambi, Long Beach State, 1990-91

Jerrold Rountree, UC Santa Barbara, 1989-91

Dan Naulty, Cal State Fullerton, 1991-92

James Popoff, Cal State Fullerton, 1990, 92

Dante Powell, Cal State Fullerton, 1992-93

Ron Lewis, Pacific, 1994-95

Scott Rivette, Long Beach State, 1994-95

Ted Silva, Cal State Fullerton, 1994-95

Gabe Gonzalez, Long Beach State, 1993, 95

Mark Kotsay, Cal State Fullerton, 1995-96

Brian Loyd, Cal State Fullerton, 1995-96

Ryan Hankins, UNLV, 1995-96

Andy Dominique, Nevada, 1996-97

Marcus Jones, Long Beach State, 1996-97

Lyle Overbay, Nevada, 1998-99

Adam Johnson, Cal State Fullerton, 1998, 00

Matt Ortiz, Nevada, 1999-00

Don Price, Nevada, 1999-00

Dave Molitor, UC Santa Barbara, 2000-01

Bobby Crosby, Long Beach State, 2000-01

Jason Walker, Pacific, 2000-01

Kirk Saarloos, Cal State Fullerton, 2000-01

Abe Alvarez, Long Beach State, 2002-03

Tony Festa, UC Riverside 2003-04

Jered Weaver, Long Beach State 2003-04

Brandon Roberts, Cal Poly, 2004-05

Troy Tulowitzki, Long Beach State, 2004-05

Blake Davis, Cal State Fullerton, 2005-06

## Big West Player of the Year

1970	None Selected
1971	Greg Marshall, San Jose State
1972	Dick Ruthven, Fresno State
1973	Bob Edwards, Cal State Los Angeles
	Mark Hance, Fresno State
1974	John Helfrick, San Diego State
	Tim Corcoran, Cal State Los Angeles
1975	Andy Pasillas, Cal State Fullerton
1976	Curt Lewis, Cal State Fullerton
	Chick Valley, San Diego State
1985	Mark Gardner, Fresno State
1986	Scott Cerny, UC Santa Barbara
	Matt Williams, UNLV
1987	Larry Casian, Cal State Fullerton
1988	Lance Shebelut, Fresno State
1989	Tom Goodwin, Fresno State
1990	Don Barbara, Long Beach State

## Big West (Field) Player of the Year

1991	Jerrold Rountree, UC Santa Barbara
1992	Phil Nevin, Cal State Fullerton
1993	Gerad Cawhorn, San Jose State
1994	Jeff Ferguson, Cal State Fullerton
	Mark Lewis, Nevada
1995	Mark Kotsay, Cal State Fullerton
1996	Mark Kotsay, Cal State Fullerton
1997	Andy Dominique, Nevada
1998	Paul Day, Long Beach State
1999	Spencer Oborn, Cal State Fullerton
2000	Joe Inglett, Nevada
2001	Bobby Crosby, Long Beach State
2002	Eric Verbryke, Cal State Northridge
2003	Shane Costa, Cal State Fullerton
2004	Kurt Suzuki, Cal State Fullerton
2005	Kyle Blumenthal, Cal Poly
	Sergio Pedroza, Cal State Fullerton
2006	Evan Longoria, Long Beach State
	Justin Turner, Cal State Fullerton

## Big West Pitcher of the Year

1991	Bobby Jones, Fresno State
1992	James Popoff, Cal State Fullerton
1993	Daniel Choi, Long Beach State

1994	Matt Wagner, Cal State Fullerton
1995	Ted Silva, Cal State Fullerton
1996	Marcus Jones, Long Beach State
1997	Dan Reichert, Pacific
1998	Benito Flores, Cal State Fullerton
1999	Mike Gallo, Long Beach State
2000	Adam Johnson, Cal State Fullerton
2001	Kirk Saarloos, Cal State Fullerton
2002	Abe Alvarez, Long Beach State
2003	Abe Alvarez, Long Beach State
	Jered Weaver, Long Beach State
2004	Jered Weaver, Long Beach State
	Jason Windsor, Cal State Fullerton
2005	Ricky Romero, Cal State Fullerton
2006	Wes Roemer, Cal State Fullerton

## Big West Coach of the Year

1970-76	None Selected
1985	Bob Bennett, Fresno State
1986	Al Ferrer, UC Santa Barbara
1987	Augie Garrido, Cal State Fullerton
	Mike Gerakos, UC Irvine
1988	Bob Bennett, Fresno State
1989	Dave Snow, Long Beach State
1990	Larry Cochell, Cal State Fullerton
1991	Bob Bennett, Fresno State
1992	Dave Snow, Long Beach State
1993	Dave Snow, Long Beach State
1994	Gary Powers, Nevada
1995	Augie Garrido, Cal State Fullerton
1996	Dave Snow, Long Beach State
	Bob Brontsema, UC Santa Barbara
1997	Dave Snow, Long Beach State
1998	George Horton, Cal State Fullerton
1999	George Horton, Cal State Fullerton
	Gary Powers, Nevada
2000	Gary Powers, Nevada
2001	Bob Brontsema, UC Santa Barbara
2002	Mike Batesole, Cal State Northridge
2003	Mike Weathers, Long Beach State
2004	George Horton, Cal State Fullerton
2005	George Horton, Cal State Fullerton
2006	George Horton, Cal State Fullerton

## Summary First Team Selections

### Current Members

No.	School	Most in One Year
99	Cal State Fullerton	7 in 1999, 2006
72	Long Beach State	6 in 1992
47	UC Santa Barbara	6 in 1986
30	Pacific	5 in 1994
14	Cal Poly	3 in 2005
11	UC Riverside	6 in 2003
10	Cal State Northridge	5 in 2002
10	UC Irvine	2 in 1986, 1987 and 1990

### Former Members

No.	School	Most in One Year
38	Fresno State	9 in 1988
21	San Jose State	5 in 1971
18	Nevada	6 in 2000
17	Cal State LA	7 in 1974
17	UNLV	3 in 1985 and 1996
12	San Diego State	3 in 1970 and 1974
7	New Mexico State	2 in 1995
2	Sacramento State	1 in 1997 and 1998

# Postseason Results

## 1970 NCAA District 8

Santa Clara 4, Long Beach State 3  
Santa Clara 12, Long Beach State 4

## 1971 NCAA District 8

San Jose State def. Santa Clara  
Santa Clara 5, San Jose State 0  
Santa Clara 3, San Jose State 1

## 1972 NCAA District 8

Santa Clara 4, UC Santa Barbara 1  
UC Santa Barbara 8, Santa Clara 2  
UC Santa Barbara 6, Santa Clara 5  
USC 9, UC Santa Barbara 5  
USC 13, UC Santa Barbara 6

## 1973 NCAA District 8

USC 4, Cal State LA 3  
USC 13, Cal State LA 5

## 1974 NCAA District 8

USC 9, Cal State LA 2  
Cal State LA 7, USC 6  
USC 11, Cal State LA 9

## 1975 NCAA West Regional

(Los Angeles, Calif.)  
Cal State Fullerton 3, USC 1  
Cal State Fullerton 2, Pepperdine 1  
Pepperdine 5, Cal State Fullerton 4  
Cal State Fullerton 6, Pepperdine 4

## 1975 College World Series

Arizona State 5, Cal State Fullerton 3  
Oklahoma 11, Cal State Fullerton 4

## 1976 NCAA West Regional

(Pullman, Wash.)  
Cal State Fullerton 7, Northern Illinois 1  
Washington State 5, Cal State Fullerton 1  
Cal State Fullerton 11, Pepperdine 3  
Cal State Fullerton 13, Washington State 1  
Washington State 7, Cal State Fullerton 2

## 1985 NCAA West Regional

(Fresno, Calif.)  
Fresno State 7, California 6  
Arizona 6, Fresno State 0  
Fresno State 12, BYU 8  
Arizona 10, Fresno State 3

## 1986 NCAA West Regional

(Westwood, Calif.)  
UC Santa Barbara 11, Loyola Marymount 5  
Hawaii'i 8, UC Santa Barbara 6  
Loyola Marymount 14, UC Santa Barbara 6

## 1987 NCAA South II Regional

(New Orleans, La.)  
Southern 1, Cal State Fullerton 0  
Cal State Fullerton 4, Tulane 0  
Cal State Fullerton 11, Louisiana Tech 0  
LSU 7, Cal State Fullerton 3

## 1987 NCAA West Regional

(Stanford, Calif.)  
Wichita State 4, UC Santa Barbara 3  
Stanford 12, UC Santa Barbara 5

## 1988 NCAA West I Regional

(Fresno, Calif.)  
Fresno State 10, Minnesota State 8 (10)  
Fresno State 9, BYU 4  
USC 18, Fresno State 17  
Fresno State 7, Washington State 6  
Fresno State 17, USC 12  
Fresno State 14, USC 3

## 1988 NCAA West II Regional

(Tempe, Ariz.)  
Central Michigan 10, UNLV 7  
UNLV 2, Evansville 1  
Arizona State 27, UNLV 8

## 1988 NCAA South Regional

(Starkville, Miss.)  
Cal State Fullerton 6, Missouri 3  
Cal State Fullerton 5, Mississippi State 1  
Cal State Fullerton 5, Mississippi State 3 (12)  
Cal State Fullerton 6, Texas A&M 3

## 1988 College World Series

Stanford 10, Fresno State 3  
Cal State Fullerton 9, Miami (Fla.) 3  
Miami, Fla. 8, Fresno State 4 (12)  
Cal State Fullerton 5, Stanford 3  
Stanford 4, Cal State Fullerton 1  
Stanford 9, Cal State Fullerton 5

## 1989 NCAA West I Regional

(Tucson, Ariz.)  
Long Beach State 14, Hawaii'i 7  
Long Beach State 11, Oklahoma 4  
Long Beach State 10, Arizona 6  
Long Beach State 10, Arizona 3

## 1989 NCAA West II Regional

(Fresno, Calif.)  
Fresno State 9, Notre Dame 8  
Michigan 5, Fresno State 3  
Fresno State 11, Notre Dame 4  
Wichita State 6, Fresno State 4

## 1989 NCAA Central Regional

(College Station, Texas)  
LSU 12, UNLV 10  
UNLV 13, Jacksonville 2  
LSU 13, UNLV 8

## 1989 College World Series

Texas 7, Long Beach State 1  
LSU 8, Long Beach State 5

## 1990 NCAA West I Regional

(Stanford, Calif.)  
Fresno State 3, Southern Illinois 2  
San Diego State 8, Fresno State 4  
Southern Illinois 3, Fresno State 1

## 1990 NCAA West II Regional

(Tempe, Ariz.)  
Oklahoma State 7, UC Santa Barbara 2  
Pennsylvania 5, UC Santa Barbara 3

## 1990 NCAA Central Regional

(Austin, Texas)  
Cal State Fullerton 16, Old Dominion 3  
Cal State Fullerton 6, Creighton 3  
Cal State Fullerton 5, Texas 2  
Cal State Fullerton 3, Texas 0

## 1990 College World Series

Oklahoma State 14, Cal State Fullerton 4  
Citadel 8, Cal State Fullerton 7 (12)

## 1991 NCAA West II Regional

(Fresno, Calif.)  
Fresno State 7, Cal State Northridge 2  
Fresno State 4, Stanford 2  
Fresno State 7, Stanford 5  
Cal State Northridge 6, Fresno State 2  
Fresno State 6, Cal State Northridge 5

## 1991 NCAA Central Regional

(Austin, Texas)  
Long Beach State 6, So. Mississippi 5 (11)  
Long Beach State 7, Oklahoma State 5  
Long Beach State 17, Texas 10  
Oklahoma State 12, Long Beach State 8  
Long Beach State 8, Oklahoma State 4

## 1991 College World Series

Fresno State 6, Florida State 3  
Wichita State 8, Long Beach State 5  
LSU 15, Fresno State 3  
Long Beach State 12, Clemson 11  
Florida 2, Fresno State 1  
Creighton 13, Long Beach State 4

## 1992 NCAA Central Regional

(Austin, Texas)  
Long Beach State 7, SW Louisiana 6  
Long Beach State 5, Creighton 2  
Texas 9, Long Beach State 1  
Virginia Commonwealth 16, Long Beach State 6

## 1992 NCAA South I Regional

(Baton Rouge, La.)  
Cal State Fullerton 3, Ohio State 2  
Cal State Fullerton 8, Tulane 0  
Cal State Fullerton 11, LSU 0  
Cal State Fullerton 13, Ohio State 1

## 1992 NCAA West Regional

(Tucson, Ariz.)  
Pepperdine 5, Fresno State 4 (10)  
Washington 4, Fresno State 3

## 1992 College World Series

Cal State Fullerton 7, Florida State 2  
Miami, Fla. 4, Cal State Fullerton 3  
Cal State Fullerton 6, Florida State 0  
Cal State Fullerton 7, Miami (Fla.) 5  
Cal State Fullerton 8, Miami (Fla.) 1  
Pepperdine 3, Cal State Fullerton 2

## 1993 NCAA East Regional

(Tallahassee, Fla.)  
Long Beach State 11, Central Florida 6  
Long Beach State 2, Mississippi State 1  
Long Beach State 4, Florida State 1  
Long Beach State 13, Notre Dame 3

## 1993 NCAA Central II Region

(Austin, Texas)  
Cal State Fullerton 11, Maine 5  
USC 5, Cal State Fullerton 2  
Cal State Fullerton 2, McNeese State 0  
USC 5, Cal State Fullerton 2

# Postseason Results

## 1993 College World Series

LSU 7, Long Beach State 1  
Long Beach State 6, Kansas 1  
Long Beach State 6, Texas A&M 2  
Long Beach State 10, LSU 8  
LSU 6, Long Beach State 5

## 1994 NCAA Midwest I Region

(Stillwater, Okla.)

Cal State Fullerton 11, Northwestern State 3  
Cal State Fullerton 4, Texas Christian 1  
Oklahoma State 13, Cal State Fullerton 11  
Cal State Fullerton 12, Memphis 5  
Cal State Fullerton 6, Oklahoma State 5 (10)

## 1994 NCAA Midwest II Region

(Wichita, Kan.)

Washington 10, Long Beach State 4  
Long Beach State 16, Connecticut 9  
Long Beach State 6, Santa Clara 3  
Washington 6, Long Beach State 2

## 1994 NCAA Central Regional

(Austin, Texas)

Nevada 11, UT-San Antonio 8  
Texas 16, Nevada 6  
Arkansas State 4, Nevada 2

## 1994 College World Series

Georgia Tech 2, Cal State Fullerton 0  
Cal State Fullerton 20, Louisiana State 6  
Cal State Fullerton 10, Florida State 3  
Georgia Tech 3, Cal State Fullerton 2

## 1995 NCAA South Regional

(Baton Rouge, La.)

Cal State Fullerton 7, NE Louisiana 6  
Cal State Fullerton 9, James Madison 1  
Cal State Fullerton 17, Rice 7  
Cal State Fullerton 8, Rice 7

## 1995 NCAA West Regional

(Fresno, Calif.)

SW Missouri State 14, Long Beach State 11  
Long Beach State 14, Pepperdine 3  
USC 6, Long Beach State 5  
Long Beach State 9, Pepperdine 5  
Long Beach State 4, USC 3  
USC 9, Long Beach State 2

## 1995 College World Series

Cal State Fullerton 6, Stanford 5  
Cal State Fullerton 11, Tennessee 1  
Cal State Fullerton 11, Tennessee 0  
Cal State Fullerton 11, USC 5

## 1996 NCAA West Regional

(Stanford, Calif.)

Mississippi State 6, UC Santa Barbara 2  
Florida State 10, UC Santa Barbara 1

## 1996 Midwest Regional

(Wichita, Kan.)

Cal State Fullerton 19, Delaware 8  
Cal State Fullerton 7, Rice 3  
Wichita State 6, Cal State Fullerton 1  
Rice 13, Cal State Fullerton 10

## 1996 Central I Regional

(Austin, Texas)

SW Missouri State 5, Long Beach State 4  
Miami (Fla.) 5, Long Beach State 2

## 1996 South II Regional

(Baton Rouge, La.)

Tulane 10, UNLV 7  
LSU 7, UNLV 6

## 1997 South I Regional

(Baton Rouge, La.)

Long Beach State 1, Oklahoma 0  
South Alabama 12, Long Beach State 4  
Long Beach State 14, UNC Greensboro 4  
LSU 14, Long Beach State 7 (11)

## 1997 Central Regional

(Lubbock, Texas)

Clemson 13, Nevada 9  
Nevada 7, SW Texas State 1  
SW Missouri State 10, Nevada 9

## 1997 West Regional

(Stanford, Calif.)

Santa Clara 5, Cal State Fullerton 0  
Cal State Fullerton 8, Northeastern 4  
Fresno State 8, Cal State Fullerton 7

## 1998 South II Regional

(Baton Rouge, La.)

Cal State Fullerton 16, Harvard 1  
Cal State Fullerton 10, Tulane 6  
LSU 13, Cal State Fullerton 11  
Cal State Fullerton 11, Harvard 7  
LSU 14, Cal State Fullerton 3

## 1998 West Regional

(Stanford, Calif.)

North Carolina State 12, Long Beach State 3  
Long Beach State 19, Loyola Marymount 9  
Long Beach State 5, Stanford 1  
Long Beach State 10, North Carolina State 6  
Long Beach State 5, Alabama 3

## 1998 College World Series

Miami, Fla. 3, Long Beach State 1  
Long Beach State 7, Florida State 4  
Long Beach State 6, Miami, Fla. 3  
Arizona State 14, Long Beach State 4

## 1999 Notre Dame Regional

(South Bend, Ind.)

Cal State Fullerton 6, Michigan 5  
Cal State Fullerton 6, Notre Dame 3  
Cal State Fullerton 9, Michigan 4

## 1999 Texas A&M Regional

(College Station, Texas)

Long Beach State 4, Mississippi 3 (10)  
Long Beach State 7, Texas A&M 5  
Texas A&M 9, Long Beach State 5  
Texas A&M 17, Long Beach State 7

## 1999 Stanford Regional

(Stanford, Calif.)

North Carolina 8, Nevada 5 (12)  
Nevada 4, Loyola Marymount 3  
Nevada 5, North Carolina 1  
Stanford 7, Nevada 4

## 1999 Ohio State Super Regional

(Columbus, Ohio)

Ohio State 10, Cal State Fullerton 7  
Cal State Fullerton 11, Ohio State 5  
Cal State Fullerton 13, Ohio State 2

## 1999 College World Series

Stanford 9, Cal State Fullerton 2  
Cal State Fullerton 4, Texas A&M 2  
Florida State 7, Cal State Fullerton 2

## 2000 Cal State Fullerton Regional

(Fullerton, Calif.)

Loyola Marymount 6, Cal State Fullerton 4  
Cal State Fullerton 8, Virginia Tech 6  
Cal State Fullerton 5, Loyola Marymount 2  
USC 8, Cal State Fullerton 3

## 2000 Stanford Regional

(Stanford, Calif.)

Alabama 8, Nevada 2  
Nevada 13, Fresno State 5  
Alabama 6, Nevada 5

## 2001 Cal State Fullerton Regional

(Fullerton, Calif.)

Cal State Fullerton 17, Temple 3  
Cal State Fullerton 13, Arizona State 3  
Texas Tech 11, Cal State Fullerton 5  
Cal State Fullerton 9, Texas Tech 2

## 2001 Notre Dame Regional

(South Bend, Ind.)

Florida International 17, UC Santa Barbara 4  
UC Santa Barbara 13, Wisconsin-Milwaukee 12  
Notre Dame 11, UC Santa Barbara 10 (10)

## 2001 Stanford Regional

(Stanford, Calif.)

Texas 11, Long Beach State 2  
Marist 7, Long Beach State 6

## 2001 Cal State Fullerton Super Regional

(Fullerton, Calif.)

Cal State Fullerton 13, Mississippi State 2  
Cal State Fullerton 9, Mississippi State 3

## 2001 College World Series

Cal State Fullerton 5, Nebraska 4  
Stanford 5, Cal State Fullerton 2 (10)  
Cal State Fullerton 11, Tulane 2  
Stanford 4, Cal State Fullerton 1

## 2002 Stanford Regional

(Stanford, Calif.)

Long Beach State 6, San Jose State 3  
Stanford 3, Cal State Fullerton 2 (13)  
Cal State Fullerton 9, San Jose State 1  
Stanford 5, Long Beach State 4  
Long Beach State 4, Cal State Fullerton 0  
Stanford 8, Long Beach State 4

## 2002 USC Regional

(Los Angeles, Calif.)

Cal State Northridge 7, Maine 4  
USC 7, Cal State Northridge 5  
BYU 7, Cal State Northridge 2

# Postseason Results

## 2003 Stanford Regional

(Stanford, Calif.)

UC Riverside 10, Richmond 8  
Stanford 13, UC Riverside 6  
Richmond 8, UC Riverside 1

## 2003 Long Beach State Regional

(Long Beach, Calif.)

Long Beach State 6, Pepperdine 1  
Long Beach State 7, Washington 2  
Long Beach State 7, Washington 2

## 2003 Cal State Fullerton Regional

(Fullerton, Calif.)

Cal State Fullerton 3, San Diego 1  
Cal State Fullerton 4, Notre Dame 3  
Cal State Fullerton 8, Notre Dame 1

## 2003 Stanford Super Regional

(Stanford, Calif.)

Stanford 5, Long Beach State 1  
Stanford 4, Long Beach State 2

## 2003 Cal State Fullerton Super Regional

(Fullerton, Calif.)

Cal State Fullerton 5, Arizona State 1  
Arizona State 7, Cal State Fullerton 6  
Cal State Fullerton 7, Arizona State 1

## 2003 College World Series

Cal State Fullerton 8, LSU 2  
Cal State Fullerton 6, Stanford 5  
Stanford 5, Cal State Fullerton 3  
Stanford 7, Cal State Fullerton 5 (10 inn.)

## 2004 Notre Dame Regional

(South Bend, Ind.)

Arizona 7, UC Irvine 3  
Notre Dame 6, UC Irvine 5

## 2004 Cal State Fullerton Regional

(Fullerton, Calif.)

Cal State Fullerton 7, Minnesota 1  
Pepperdine 7, Cal State Fullerton 6 (10)  
Cal State Fullerton 5, Arizona State 0  
Cal State Fullerton 15, Pepperdine 1  
Cal State Fullerton 16, Pepperdine 3

## 2004 Stanford Regional

(Stanford, Calif.)

Long Beach State 4, Saint John's 3  
Long Beach State 7, Stanford 4  
Long Beach State 8, Stanford 4

## 2004 Long Beach State Super Regional

(Long Beach, Calif.)

Arizona 6, Long Beach State 5  
Long Beach State 9, Arizona 4  
Arizona 4, Long Beach State 3 (11)

## 2004 Cal State Fullerton Super Regional

(Fullerton, Calif.)

Cal State Fullerton 9, Tulane 0  
Cal State Fullerton 10, Tulane 7

## 2004 College World Series

Cal State Fullerton 2, South Carolina 0  
Cal State Fullerton 6, Miami (Fla.) 3  
South Carolina 5, Cal State Fullerton 3  
Cal State Fullerton 4, South Carolina 0  
Cal State Fullerton 6, Texas 4  
Cal State Fullerton 3, Texas 2

## 2005 Cal State Fullerton Regional

(Fullerton, Calif.)

Cal State Fullerton 19, Harvard 0  
Arizona 6, Cal State Fullerton 5  
Cal State Fullerton 8, Missouri 6  
Cal State Fullerton 7, Arizona 2  
Cal State Fullerton 6, Arizona 3

## 2005 Long Beach Regional

(Long Beach, Calif.)

Long Beach State 11, Rhode Island 2  
USC 6, Long Beach State 4  
Pepperdine 6, Long Beach State 3

## 2005 Cal State Fullerton Super Regional

(Fullerton, Calif.)

Cal State Fullerton 3, Arizona State 2  
Arizona State 6, Cal State Fullerton 2  
Arizona State 9, Cal State Fullerton 8

## 2006 Pepperdine Regional

(Malibu, Calif.)

UCLA 3, UC Irvine 2  
Missouri 5, UC Irvine 4 (14)

## 2006 Cal State Fullerton Regional

(Fullerton, Calif.)

Cal State Fullerton 6, Saint Louis 1  
Cal State Fullerton 9, Fresno State 2  
Cal State Fullerton 10, Fresno State 3

## 2006 Cal State Fullerton Super Regional

(Fullerton, Calif.)

Cal State Fullerton 7, Missouri 1  
Cal State Fullerton 9, Missouri 1

## 2006 College World Series

North Carolina 7, Cal State Fullerton 5 (13)  
Cal State Fullerton 7, Georgia Tech 5  
Cal State Fullerton 7, Clemson 6  
North Carolina 6, Cal State Fullerton 5

## Big West in NCAA Tournament (1985-2006)

	YRS	REG	CWS	ALL
Cal State Fullerton	18	63-11	24-18	87-39
Long Beach State	15	38-26	6-8	44-34
UC Santa Barbara	6	4-13	0-0	4-13
Cal State Northridge	1	1-2	0-0	1-2
UC Riverside	1	1-2	0-0	1-2
UC Irvine	2	0-4	0-0	0-4
*Fresno State	6	14-10	1-4	15-14
*Nevada	4	5-8	0-0	5-8
*UNLV	3	2-6	0-0	2-6
*Cal State LA	2	1-4	0-0	1-4
*San Jose State	1	1-2	0-0	1-2
<b>Totals</b>		<b>130-88</b>	<b>31-30</b>	<b>161-128</b>

\* Reflects NCAA results while a Big West member only.

## All-Time NCAA Tournament Records (Current Big West members-Division I Only)

	YRS	REG	CWS	ALL
Cal State Fullerton	28	86-37	34-23	120-60
Long Beach State	15	38-26	6-8	44-34
Cal State Northridge	5	10-10	0-0	10-10
UC Santa Barbara	9	6-17	0-0	6-17
UC Riverside	1	1-2	0-0	1-2
UC Irvine	2	0-4	0-0	0-4
<b>Totals</b>		<b>141-96</b>	<b>40-31</b>	<b>181-127</b>





# Big West In The Major Leagues



## Current Members (only athletes who played in the conference)

### Cal Poly (1 Major Leaguer)

Kevin Correia - San Francisco (2003-06)

### Cal State Fullerton (43 Major Leaguers)

Brent Billingsley - Florida (1999)  
 Dan Boone - San Diego (1981-82), Houston (1982), Baltimore (1990)  
 Gary Buckels - St. Louis (1994)  
 Larry Casian - Minnesota (1990-94), Cleveland (1994), Chicago/NL (1995-97), Kansas City (1997), Chicago/AL (1998)  
 Frank Charles - Houston (2000)  
 John Christensen - New York/NL (1984-85), Seattle (1987), Minnesota (1988)  
 Chad Cordero - Montreal (2003-04), Washington (2005-06)  
 Shane Costa - Kansas City (2005-06)  
 Andre David - Minnesota (1984, 86)  
 Brandon Duckworth - Philadelphia (2001-03), Houston (2004-05), Kansas City (2006)  
 John Fishel - Houston (1988)  
 Huck Flener - Toronto (1993-94)  
 Jeremy Giambi - Kansas City (1998-99), Oakland (2000-02), Boston (2003)  
 Mike Harkey - Chicago/NL (1988, 90-93), Colorado (1994), Oakland (1995), California (1995), Los Angeles (1997)  
 Brent Hemphill - Anaheim (1999)  
 Dann Howitt - Oakland (1989-92), Seattle (1993)  
 Adam Johnson - Minnesota (2001, 03)  
 Reed Johnson - Toronto (2003-06)  
 Mark Kotsay - Florida (1997-00), San Diego (2001-03), Oakland (2005-06)  
 Mike Lamb - Texas (2000-03), Houston (2005-06)  
 Wes Littleton - Texas (2006)  
 Greg Mathews - St. Louis (1986-88, 90)  
 Brent Mayne - Kansas City (1990-95, 2001-03), New York/NL (1996), Oakland (1997), San Francisco (1998-99), Colorado (2000-01), Arizona (2004), Los Angeles (2004)  
 Bill Moore - Montreal (1986)  
 Andy Mota - Houston (1991-92)  
 Jose Mota - San Diego (1991), Kansas City (1995)  
 Dan Naulty - Minnesota (1996-98), New York/AL (1999)  
 Phil Nevin - Houston (1995), Detroit (1995-97), Anaheim (1998), San Diego (1999-05), Texas/Chicago(AL)/, Minnesota (2006)  
 Dante Powell - San Francisco (1997-98, 2001), Arizona (1999)  
 Erasmo Ramirez - Texas (2003-04)  
 Kevin Reimer - Texas (1988-92), Milwaukee (1993)  
 Jeff Robinson - San Francisco (1984-87), Pittsburgh (1987-89), New York/AL (1990), California (1991)  
 Mike Rouse - Oakland (2006)  
 Aaron Rowand - Chicago/AL (2001-04), Philadelphia (2005-06)  
 Kirk Saarloos - Houston (2002-03), Oakland (2004-06)  
 Mike Schooler - Seattle (1988-92), Texas (1993)  
 Steve Sisco - Atlanta (2000)  
 Dave Staton - San Diego (1993-94)  
 Shane Turner - Philadelphia (1988), Seattle (1990-93)  
 Tim Wallach - Montreal (1980-92), Los Angeles (1993-96), California (1996), Los Angeles (1996)  
 Dan Whitmer - California (1980), Toronto (1981)  
 Jason Windsor - Oakland (2006)  
 Matt Wise - Anaheim (2000-02), Milwaukee (2004-06).

### Cal State Northridge (2 Major Leaguers)

Kameron Loe - Texas (2004-06)  
 Leonel Rosales - San Diego (2006)

### Long Beach State (28 Major Leaguers)

Kyle Abbott - California (1991-92), Philadelphia (1993-95)  
 Abe Alvarez - Boston (2004, 2006)

Gary Beare - Milwaukee (1976-77)  
 Chad Bentz - Montreal (2004), Florida (2005)  
 Rocky Biddle - Chicago/AL (2000-02), Montreal (2003-04)  
 Brent Cookson - Boston Red Sox (1995)  
 Bobby Crosby - Oakland (2003-06)  
 Chris DeMaria - Kansas City (2005), Milwaukee (2006)  
 Mike Gallo - Houston (2003-06)  
 Rod Gaspar - New York/NL (1966)  
 Jason Giambi - Oakland (1995-01), New York/AL (2002-06)  
 Gabe Gonzalez - Florida (1998)  
 Dennis Gray - Toronto (1994)  
 Chris Gomez - Detroit (1993-96), San Diego (1996-01), Tampa Bay (2001), Minnesota (2002), Toronto (2004), Baltimore (2005-06)  
 Marcus Jones - Oakland (2000)  
 Jeff Liefer - Chicago/AL (2001-02), Montreal (2003), Tampa Bay (2003), Milwaukee (2004), Cleveland (2005)  
 Paul McNulty - San Diego (2005-06)  
 Randy Moffitt - San Francisco (1972-81), Houston (1982), Toronto (1983)  
 Jeremy Reed - Seattle (2005-06)  
 Darrell Sherman - San Diego (1993-94)  
 Termel Sledge - Montreal (2004), Washington (2005), San Diego (2006)  
 Jim Smith - Pittsburgh (1982)  
 George Throop - Kansas City (1975, 77-79)  
 Steve Trachsel - Chicago/AL (1993-99), Tampa Bay (2000), Toronto (2000), New York/NL (2001-06)  
 Troy Tulowitzki - Colorado (2006)  
 Tom Urbani - St. Louis (1993-96)  
 Jered Weaver - Anaheim (2006)  
 Jason Vargas - Florida (2005-06)

### UC Irvine (4 Major Leaguers)

Brady Anderson - Boston (1988), Baltimore (1988-01), Cleveland (2002)  
 Doug Linton - Toronto (1992-93), California (1993), New York/NL (1994), Kansas City (1995-96), Baltimore (1999), Toronto (2003)  
 Sean Tracy - Chicago/NL (2006)  
 Gary Wheelock - California (1976), Seattle (1977, 80)

### UC Santa Barbara (14 Major Leaguers)

Bruce Eglhoff - Cleveland (1991)  
 Erik Johnson - San Francisco (1993-94)  
 Brian Kingman - Oakland (1979-82), San Francisco (1983)  
 Joe Kmak - Milwaukee (1993), Chicago Cubs (1995)  
 Mark Leonard - San Francisco (1990-92), Baltimore (1993), San Francisco (1994-95)  
 Justin Lehr - Oakland (2004), Milwaukee (2005-06)  
 Quinn Mack - Seattle (1994)  
 Eddie Pierce - Kansas City (1992)  
 Skip Schumaker - St. Louis (2005-06)  
 Chris Speier - San Francisco (1971-77), Montreal (1977-84), St. Louis (1984), Minnesota (1984), Chicago/NL (1985-86), San Francisco (1987-89)  
 Ryan Spilborghs - Colorado (2005-06)  
 Dave Walsh - Los Angeles (1990)  
 Mike Young - Texas (2000-06)  
 Barry Zito - Oakland (2000-06)

### Pacific (4 Major Leaguers)

Dennis Houlton - Los Angeles (2005-06)  
 Keith Johnson - Anaheim (2000)  
 Dan Reichert - Kansas City (1999-02), Toronto (2003)  
 Rob Sperring - Chicago/NL (1974-76), Houston (1977)



# Big West In The Major Leagues



## Former Members (only athletes who played in the conference)

### Cal State Los Angeles (4 Major Leaguers)

**Bob Apodaca** - New York/NL (1973-79)  
**Terry Bulling** - Minnesota (1977), Seattle (1981-83)  
**Tim Corcoran** - Detroit (1977-80), Minnesota (1981), Philadelphia (1983-85), New York/NL (1986)  
**Rick Lysander** - Oakland (1980), Minnesota (1983-85).

### Fresno State (18 Major Leaguers)

**Randy Asadoor** - San Diego (1986)  
**Warren Brusstar** - Philadelphia (1977-82), Chicago/AL (1982), Chicago/NL (1983-85)  
**Pete Dalena** - Cleveland (1989)  
**Eric Fox** - Oakland (1992-94)  
**Mark Gardner** - Montreal (1989-92), Kansas City (1993), Florida (1994-95), San Francisco (1996-01)  
**Dan Gladden** - San Francisco (1983-86), Minnesota (1987-92), Detroit (1993)  
**Tom Goodwin** - Los Angeles (1991-93), Kansas City (1994-97), Texas (1997-99), Colorado (2000), Los Angeles (2000-01), San Francisco (2002), Chicago/NL (2004)  
**Dean Heatgraves** - Houston (1995)  
**John Hoover** - Texas (1990)  
**Steve Hosey** - San Francisco (1992-93)  
**Bobby Jones** - New York/NL (1993-00), San Diego (2001-02)  
**Terry Pendleton** - St. Louis (1984-90), Atlanta (1991-94), Florida (1995-96), Atlanta (1996), Cincinnati (1997-98)  
**Dick Ruthven** - Philadelphia (1973-75), Atlanta (1976-78), Philadelphia (1978-83), Chicago/NL (1983-86)  
**Erik Schullstrom** - Minnesota (1994-95)  
**Dennis Springer** - Philadelphia (1995), Anaheim (1996-97), Tampa Bay (1998), Florida (1999), New York/NL (2000), Los Angeles (2001-02)  
**Bob Stoddard** - Seattle (1981-84), Detroit (1985), San Diego (1986), Kansas City (1987)  
**Steve Wapnick** - Detroit (1990-91)  
**Eddie Zosky** - Toronto (1991-94), Milwaukee (1999)

### Nevada (3 Major Leaguers)

**Lyle Overbay** - Arizona (2001-05), Milwaukee (2004-05), Toronto (2006)  
**Rob Richie** - Detroit (1989)  
**Chris Singleton** - Chicago/AL (1999-01), Baltimore (2002), Oakland (2003)

### New Mexico State (3 Major Leaguers)

**Mark Acre** - Oakland A's (1993-96)  
**Jason Rakers** - Cleveland (1998-99), Kansas City (2000)  
**Fernando Ramsey** - Chicago Cubs (1992-93)

### San Diego State (1 Major Leaguer)

**Dave Smith** - Houston (1980-90), Chicago/NL (1991)

### San Jose State (9 Major Leaguers)

**Mike Brown** - California (1983-85), Pittsburgh (1985-86), California (1988)  
**Ken Caminiti** - Houston (1987-94), San Diego (1995-98), Houston (1999-00), Atlanta (2001), Texas (2001)  
**Chris Codiroli** - Oakland (1982-87)  
**Randy Johnson** - Atlanta (1982-84); **Hal Kolstad** - Boston (1962-63)  
**Mark Langston** - Seattle (1984-89), Montreal (1989), California (1990-97), San Diego (1998), Cleveland (1999)  
**Larry Lintz** - Montreal (1973-75), St. Louis (1975), Oakland (1976-77), Cleveland (1978)  
**John Oldham** - Cincinnati (1956)  
**Anthony Telford** - Baltimore (1990-91, 1993), Montreal (1997-01), Texas (2002)

### UNLV (13 Major Leaguers)

**Bob Ayrault** - Philadelphia (1992), Seattle (1993), Los Angeles (1993), Florida (1994)  
**Brian Boehringer** - New York/AL (1995-97), San Diego (1998-00), New York/AL (2001), San Francisco (2001), Pittsburgh (2002-04)  
**Joe Boever** - St. Louis (1985-86), Atlanta (1987-90), Philadelphia (1990-91), Houston (1992), Detroit (1993-95)  
**Cecil Fielder** - Toronto (1985-88), Japan (1989), Detroit (1990-96), New York/AL (1996-97), Anaheim (1998), Cleveland (1998)  
**Ralph Garcia** - San Diego (1972, 74)  
**Scott Lewis** - California (1990-94), Houston (1994), Boston (1994), San Diego (1995)  
**T.J. Mathews** - St. Louis (1995-97, 2001), Oakland (1997-01)  
**Vance McHenry** - Seattle (1981-82);  
**Donovan Osborne** - St. Louis (1992-99)  
**Mel Stottlemire Jr.** - Kansas City (1990)  
**Todd Stottlemire** - Toronto (1988-94), Oakland (1995), St. Louis (1996-98), Texas (1998), Arizona (1999-01)  
**Tom Tellman** - San Diego (1979-80), Milwaukee (1983-84), Oakland (1985)  
**Matt Williams** - San Francisco (1987-96), Cleveland (1997), Arizona (1998-02)



