

TABLE OF CONTENTS

GENERAL INFORMATION

Big West Directory	IFC
Big West History	2-3
Commissioner Dennis Farrell	4
Senior Associate Commissioner Rob Halvaks	4
Associate Commissioner Jody McRoberts	4
Assistant Commissioner Erica Monteabaro	4
Assistant Commissioner Mike Daniels	4
Conference Office Staff	4-5
Historical Basketball Moments	6-7
NBA Draftees	8
Big West Basketball Ad	9
2010-11 Composite Schedule	10-11
Big West News & Notes	12
76 CLASSIC	13
BracketBusters Ad	14
2011 Big West Basketball Tournament	15

THE TEAMS

cal poly	16-18
Quick Facts, Roster, Coach Callero Bio	16
Year-By-Year Program Record	16
Schedule, 09-10 Results, Players To Watch	17
09-10 Overall and Big West Stats, Player Career Stats	18
cal state fullerton	19-21
Quick Facts, Roster, Coach Burton Bio	19
Year-By-Year Program Record	19
Schedule, 09-10 Results, Players To Watch	20
09-10 Overall and Big West Stats, Player Career Stats	21
cal state northridge	22-24
Quick Facts, Roster, Coach Braswell Bio	22
Year-By-Year Program Record	22
Schedule, 09-10 Results, Players To Watch	23
09-10 Overall and Big West Stats, Player Career Stats	24
long beach state	25-27
Quick Facts, Roster, Coach Monson Bio	25
Year-By-Year Program Record	25
Schedule, 09-10 Results, Players To Watch	26
09-10 Overall and Big West Stats, Player Career Stats	27
uc davis	28-30
Quick Facts, Roster, Coach Stewart Bio	28
Year-By-Year Program Record	28
Schedule, 09-10 Results, Players To Watch	29
09-10 Overall and Big West Stats, Player Career Stats	30
uc irvine	31-33
Quick Facts, Roster, Coach Turner Bio	31
Year-By-Year Program Record	31
Schedule, 09-10 Results, Players To Watch	32
09-10 Overall and Big West Stats, Player Career Stats	33
uc riverside	34-36
Quick Facts, Roster, Coach Wooldridge Bio	34
Year-By-Year Program Record	34
Schedule, 09-10 Results, Players To Watch	35
09-10 Overall and Big West Stats, Player Career Stats	36
uc santa barbara	37-39
Quick Facts, Roster, Coach Williams Bio	37
Year-By-Year Program Record	37
Schedule, 09-10 Results, Players To Watch	38
09-10 Overall and Big West Stats, Player Career Stats	39
pacific	40-42
Quick Facts, Roster, Coach Thomason Bio	40
Year-By-Year Program Record	40
Schedule, 09-10 Results, Players To Watch	41
09-10 Overall and Big West Stats, Player Career Stats	42

2009-10 IN REVIEW

Final Standings	43
Big West Tournament Results	43
Big West Tournament Top Performers	43
Postseason Tournament Results	43
All-Big West Team	44
All-Tournament Team	44
All-Specialty Team	44
Players of the Week	44
All-Academic Team	44
Overall Team Statistics	45
Overall Individual Statistics	46
Conference Team Statistics	47
Conference Individual Statistics	48
Superlatives	49

RECORD BOOK

Individual Records	50
Team Records	51
Single Game Records - Individual	52
Single Season Records	53
Career Records	54
All-Time Team Leaders	55-56
All-Time Individual Leaders	56-57
Annual Standings	58-61
All-Time Regular Season Champions	62
All-Time Coaching Records	62-63

HONORS

All-Time All-Big West Selections	64-68
All-Time First Team Selections	69
All-Time Players of the Year	69
All-Time Coaches of the Year	69
All-Time Team-By-Team All-Big West Selections	69
All-Time All-Specialty Teams	69
All-Time All-Freshman Teams	70-71
All-Time Freshmen of the Year	71
All-Time Players of the Week	72-75
All-Time All-Americans	76

POSTSEASON

Big West Tournament Results	77-79
Big West Championship Game Results	80
Big West Tournament Team vs. Team Records	80
Big West Tournament All-Tournament Teams	81
Big West Tournament Record Book	82
NCAA Tournament Year-By-Year Results	83-84
NIT Year-By-Year Results	85
NCAA Tournament Coaching Records	85
NIT Coaching Records	85

Wilson

Official Ball Of The
Big West Basketball Tournament



NCAA TOURNAMENT DATES & SITES

First Round: March 15-16
University of Dayton Arena • Dayton, OH
Host: University of Dayton

Second/Third Rounds: March 17-20
Thursday and Saturday, March 17 & 19
Pepsi Center • Denver, CO
Host: Mountain West Conference

St. Pete Times Forum • Tampa, FL
Host: University of South Florida

McKale Center • Tucson, AZ
Host: University of Arizona

Verizon Center • Washington, DC
Host: Georgetown University

Friday and Sunday, March 18 & 20
Time Warner Cable Arena • Charlotte, NC
Host: University of North Carolina-Charlotte

United Center • Chicago, IL
Host: Big Ten Conference

Quicken Loans Arena • Cleveland, OH
Host: Cleveland State University

BOK Center • Tulsa, OK
Host: University of Tulsa

Regionals: March 24 - 27
Thursday and Saturday, March 24 & 26
West Regional

Honda Center • Anaheim, CA
Host: Big West Conference

Southeast Regional
New Orleans Arena • New Orleans, LA
Host: Tulane University

Friday and Sunday, March 25 & 27
East Regional
Prudential Center • Newark, NJ
Host: Seton Hall University

Southwest Regional
Alamodome • San Antonio, TX
Host: University of Texas-San Antonio

Men's Final Four: April 2 and 4
Reliant Stadium • Houston, TX
Host: University of Houston/Rice University



2010-11 BIG WEST MEN'S BASKETBALL

BIG WEST HISTORY

About the Big West Conference

The Big West Conference enters the 2010-11 season in its 42nd year of operation. There are 16 conference-sponsored sports in the Big West. Women's sports are comprised of soccer, volleyball, cross country, basketball, golf, tennis, softball, track and field and water polo. Men's sports include soccer, cross country, basketball, golf, tennis, baseball and track and field.

Over four decades, the conference has striven for athletic and academic success, and has accomplished those goals to a large degree. The conference has undergone membership changes throughout its long history, the most recent ones significantly enhancing its stability.

Following the 2004-05 academic year, Idaho and Utah State left the Big West, creating an eight-team league comprised of all California schools: Cal Poly, Cal State Fullerton, Cal State Northridge, Long Beach State, UC Irvine, UC Riverside, UC Santa Barbara and Pacific. A ninth school from the Golden State – UC Davis – became the newest member of the Big West on July 1, 2007 after completing a four-year reclassification process from Division II to Division I. The Big West owns the distinction of being the nation's only conference with its entire membership located in one state.

No matter what the membership makeup, the Big West always has stacked up well against the rest of the nation. In fact, the conference has claimed 17 team national championships in its history, including six in women's volleyball, two in baseball, one in softball and one in men's basketball. Men's soccer was the newest sport added to the list when UC Santa Barbara claimed the national title in 2006.

Individually, Big West athletes also have claimed several titles in such sports as swimming, track and field, and golf. In fact, Cal State Northridge junior Dashalle Andrews was the 26th Big West student-athlete to capture a crown when he won the long jump competition at the national meet in 2007.

The conference's overall success has been measured through the results of such competitions as the Learfield Sports Directors Cup. Presented by the National Association of Collegiate Directors of Athletics (NACDA), the Cup gauges the best overall collegiate athletics programs in NCAA Division I according to their finishes in NCAA postseason play. In 2009-10, UC Santa Barbara (No. 88) and UC Irvine (No. 90) finished in the top 100. The Big West had as many as five schools ranked in the top 100 in 2006-07 and 2007-08.

Big West athletes also have succeeded on a worldwide stage in such international competitions as the Olympics, Pan-American Games and World Cup. A sampling of athletes who have competed at the Olympic level include Long Beach State's Tara Cross-Battle, Tayyiba Haneef and Danielle Scott (women's indoor volleyball), Pacific's Jennifer Joines (women's indoor volleyball), and Misty May (women's beach volleyball); UC Santa Barbara's Jason Lezak (men's swimming), Cal State Fullerton's Leon Wood and Bruce Bowen (men's basketball) and Jenny Topping (softball); Pacific's Elaina Oden (women's volleyball) and Brad Schumacher (men's swimming); UC Irvine's Steve Scott (men's track and field); and Cal Poly's Stephanie Brown-Trafton and Sharon Day (women's track and field).

Brown-Trafton won the gold medal in the discus at the 2008 Beijing Olympic Games. May won gold in beach volleyball for the second consecutive Olympics, and Joines helped her indoor volleyball team capture silver. Lezak swam the fastest anchor leg in history to help the United States win the 4x100 freestyle relay, helping teammate Michael Phelps eventually break the record for most gold medals in an Olympic Games. UC Santa Barbara men's soccer alum Tony Lochhead competed for his native New Zealand at the 2010 World Cup in South Africa.

Big West Success Found in all Sports - 2009-10 Season Review

The 2009-10 campaign will be remembered for solid individual and team successes across the Big West sports landscape.

The premier sport during the Big West fall sports season, men's soccer, produced two NCAA Tournament teams in UC Irvine and UC Santa Barbara. The Anteaters repeated as Big West Tournament champion to secure the conference's automatic NCAA bid. UCI fell in the second round. Meanwhile, the Gauchos recorded their sixth regular season conference title since 2001, and utilized a strong résumé to earn an at-large bid to the NCAA postseason. UCSB responded with wins against Wofford and San Diego in the opening two rounds before losing in the Sweet 16. Both the Anteaters and Gauchos accomplished a rare feat, becoming only the second duo in Big West history to win at least 15 matches in a season.

Women's soccer featured UC Santa Barbara winning the Big West Tournament for the second straight season. That afforded the Gauchos a repeat trip to the NCAA Tournament, something the program had not accomplished since making three straight appearances from 1989-91. Cal Poly won its record sixth Big West regular season title after taking down UCSB on the final day of the league ledger, but suffered a heartbreaking penalty kick loss to the Gauchos in the tournament finals.

In women's volleyball, Long Beach State continued its domination of the Big West, winning its 10th conference championship and advancing to the NCAA Tournament for the 23rd straight season. UC Santa Barbara made its 27th overall appearance in the NCAA Tournament, and first since 2006. Both the 49ers and Gauchos dropped their first round matches. UCSB head coach Kathy Gregory reached a milestone in collecting the 600th win of her career. Six teams finished above .500 overall for the first time since 2004, including Cal State Fullerton, which tied a school record with 18 victories.

Cross country was highlighted by the Cal Poly men collecting its seventh consecutive Big West title. The UC Santa Barbara women's contingent returned to the winner's circle for the first time since 2007. At the West Regional, top 10 team finishes were achieved by the Cal Poly and UC Santa Barbara men, as well as the UC Davis and UC Santa Barbara women. Three Big West individuals – UC Santa Barbara's Scott Smith and Crystal Reed, and Cal Poly's Joe Gatel – were selected to participate in the NCAA National Championships.

Moving into the winter sports season, UC Santa Barbara became the sixth different school in six seasons to earn the men's basketball automatic qualifier to the NCAA Tournament. Buoyed by a bevy of sophomores, including Player of the Year Orlando Johnson, UCSB captured the Big West Tournament crown for the first time since 2002 and earned a date with Ohio State in the NCAA first round. Pacific appeared in the CollegenInsider.com postseason tournament for the second consecutive year, and advanced all the way to the championship game. The Tigers played the entire tournament on the road. After successful forays to Loyola Marymount, Northern Colorado and Appalachian State, the magic ran out at Missouri State. Pacific's 12 road wins tied for second nationally in 2009-10.

UC Riverside restored its program to the league's mountaintop in 2009-10, taking home the Big West Tournament crown for the third time in the last five seasons. The Highlanders overcame a 3-12 start to reach the NCAA Tournament, where they fell in the first round to Stanford. UC Davis earned an automatic bid to the Women's NIT by virtue of winning the regular season championship. Cal Poly's Kristina Santiago averaged 19.6 points per game to become the first Mustang in school history to collect Player of the Year honors.

UC Davis swept the men's and women's swimming and diving titles in the Big West's final season sponsoring the sport. The Aggie men picked up 958.6 points, the highest scoring total ever in a five-team Big West configuration. The Aggie women scored 864 points to take down four-time defending champion UC Santa Barbara. Three Big West student-athletes qualified for the NCAA Swimming and Diving Championships. On the women's side, UCSB's Anne Marie May competed in the 50 and 100 freestyle. Cal Poly's Peter Kline and Scott Weltz of UC Davis represented the men at the national meet.

A busy spring sports season presented more opportunities for individual and team accomplishments.

Baseball sent multiple teams to the NCAA Championship once again as Cal State Fullerton and UC Irvine ranked among the best programs in the country. Beset by a myriad of injuries, Cal State Fullerton came within one out of reaching the College World Series in a heartbreaking setback to UCLA in Super Regional action. The Titans, which spawned two first-round draft picks in Christian Colon and Gary Brown, hosted and won a regional before taking the Bruins to the cusp of elimination. UCI reached the regional championship game after gaining some measure of vengeance against an LSU squad that prevented the Anteaters from advancing to the CWS in 2008. The Big West had 49 players selected in the 2010 MLB Draft, including Colon,

BIG WEST HISTORY

who was the fourth overall pick.

A new program emerged in the battle for softball supremacy in 2010. UC Davis captured its first Big West automatic bid to the NCAA Softball Championship in just its third season at the Division I level. The Aggies tied Cal State Northridge for the regular season title, but won the head-to-head series against the Matadors. CSUN actually churned out the most wins (31) of any Big West school, and even did so after sputtering to a 1-9 start.

In contrast, women's water polo kept the status quo as UC Irvine captured its second straight Big West Tournament title. The Anteaters began the tournament as the No. 3 seed and proceeded to win three straight matches, topping Big West regular season co-champions Pacific and Cal State Northridge in the process. That did not overshadow the impressive accomplishments by the Tiger and Matador programs, which set school records for wins with 23 and 28, respectively. Five Big West squads finished the season ranked in the nation's top 25, including UCI at No. 9. Eight players received Association of Collegiate Water Polo Coaches (ACWPC) Honorable Mention All-American recognition.

Golf featured some solid individual performances to highlight the 2010 spring campaign. UC Irvine senior John Chin was named a 2010 first-team All-American by Golfweek and the Golf Coaches Association of America. He then helped the United States defeat Europe, 13-11, in the Palmer Cup at Royal Portrush Golf Club in Northern Ireland. Chin was the ringleader of a UCI squad that won the Big West championship. Individually, Cal State Northridge's Nick Delio and Austin Graham of UC Davis competed at the Southwest Regional. Delio achieved medalist honors and became the first Matador to advance to the NCAA Championships since the school moved to Division I in 1991. Delio finished in a tie for 103rd at the NCAA Championships. On the women's side, UC Davis won its first Big West championship as four Aggies finished in the top five.

UC Irvine became the first Big West school since former member Boise State in 1997 to sweep the men's and women's tennis tournament titles. The men raised the trophy for the first time since 2005. The Anteater women ended a six-year reign by Long Beach State, capturing the first tournament title in school history. Pacific's Jenifer Widjaja, the Big West Women's Player of the Year, represented the conference for the second straight year in the NCAA Singles Championships. Cal Poly's talented senior duo of Brittany Blalock and Suzie Matzenauer carried the Big West flag at the NCAA Doubles Championships.

Cal State Northridge swept the track and field championships as the men captured its fifth title and the women its seventh. A total of 17 Big West athletes and two relay teams advanced to the NCAA Championships. Nine athletes claimed All-American status at the conclusion of the championships. UC Santa Barbara's Julian deRubira (steeplechase) and Ryan Martin (800), UC Irvine's Charles Jock (800) and Cal State Northridge Reindell Cole (long jump) received the award on the men's side, with Cole earning his second All-American honor. Among the women honorees, UC Riverside's Brenda Martinez (1500) and UC Santa Barbara's Danielle Domenichelli (10000) joined Long Beach State's Randi Hicks (javelin), and UC Santa Barbara's Jane Doolittle (high jump) and Barbara Nwaba (multi events).

In all, 12 Big West teams and 27 individual athletes participated in NCAA postseason competition this past season.

The Beginning

The Big West Conference was formed as the Pacific Coast Athletic Association on July 1, 1969. However, the unofficial history of the conference pre-dates that point of time, extending back to 1967.

Cal State LA, Fresno State, Long Beach State and San Diego State were members of the California Collegiate Athletic Association, long recognized as the nation's premier college circuit.

That conference was classified college division, and therein lay a major source of dissatisfaction. Since 1963, the four institutions had captured 16 national titles. The number swelled to 21 if the mythical football championships were included.

With no more territory to conquer at the college division, a step up to university ranks had to be considered.

At the time, San Jose State, UC Santa Barbara and Pacific were members of the West Coast Athletic Conference but were enduring a strained relationship due to the limit of conference sports sponsored. That, plus the fact that national football figures UOP and SJSU were already competing as independents, led the schools to pursue a more broad-based conference alignment.

Therefore, officials of the seven colleges and universities assembled as a body in May of 1969, tied up loose ends and less than two months later the PCAA was born.

Direction in the early days of the conference came from such men as Dr. Stephen Goodspeed, vice-chancellor at UC Santa Barbara, the first president and chairman of the founders committee. J. Kenneth Fagans provided guidance as the league's first commissioner. Jesse T. Hill, one of the nation's most successful directors of athletics at USC, followed Fagans as the conference's first full-time commissioner.

SJSU was already labeled a university division school in all sports when the PCAA emerged. San Diego State and Pacific were granted university division status in the summer of 1970 and the remaining conference members shed the college division moniker by 1972.

The original PCAA lineup changed in the early years and by 1975, charter members UCSB and CSLA had dropped football and SDSU left the conference in football only. In 1974, Cal State Fullerton moved into the conference. By 1977, UC Irvine joined the Big West and UCSB was back in — both as non-football playing institutions — while Utah State became the first non-California member of the circuit, transforming the PCAA into a regional conference.

UNLV (1981) and New Mexico State (1984) soon followed suit, bringing the league's membership to 10 universities.

In the fall of 1983, the PCAA became the first western conference to incorporate women's athletic programs into the conference. Charter women's members UC Irvine, UC Santa Barbara and UNLV competed in five championships.


By the end of 1985, Pacific, Hawai'i, Cal State Fullerton, Long Beach State, San Diego State, Fresno State and San Jose State had joined the women's conference. The PCAA upped its women's sponsorship to eight championships.

The PCAA began its 20th year of existence in 1988 by changing its name to the Big West Conference. With the inclusion of the states of Utah, Nevada, and New Mexico, the term "Big West" more accurately represented the conference. Since the name Big West has been used, conference teams have won nine NCAA team championships, establishing the Big West's winning identity that is recognized nationally. Even though the Big West is again an all-California conference, the name Big West still embodies the identity, history, and tradition of excellence the conference has achieved, making it a well-known entity in collegiate athletics.

Big West Conference Membership Profile

School	Season Joined	Length of Membership	Enrollment
Cal Poly	1996-97	14 years	19,325
Cal State Fullerton	1974-75	36 years	36,000
Cal State Northridge	2001-02	9 years	33,000
Long Beach State	1969-70	41 years	35,559
UC Davis	2007-08	3 years	32,153
UC Irvine	1977-78	33 years	27,000
UC Riverside	2001-02	9 years	18,083
UC Santa Barbara	1969-70 through 1973-74 and 76-77	39 years	20,478
Pacific	1971-72	39 years	6,268

BIG WEST STAFF



Dennis Farrell

Commissioner

31st season

From 1994 to 1997 he served on the important NCAA Council and from 1991 to 1997 he sat on the NCAA Two-Year College Relations Committee (including serving as its chair from 1992 to 1995). He currently serves as the Division I-AAA Vice President of the Collegiate Commissioners Association and is chair of the NCAA Baseball Issues Committee. Farrell also is presently a member of the Los Angeles Sports Council which is active in securing, marketing and administering major athletic events for the Southern California area.

Before joining the Big West, Farrell was the sports information director for nearly three years at Saddleback Community College in Mission Viejo, Calif. A 1974 graduate of San Diego State University, Farrell worked for the Daily Californian newspaper in El Cajon and radio station KDEO while attending college. From 1975 to 1977, he was employed as sports editor of the Saddleback Valley News in Mission Viejo. He also worked in the sports department of the Orange County edition of the Los Angeles Times.

Farrell and his wife, Charlene, reside in Coto de Caza with their sons, Timothy and Michael.

The 2010-11 academic year marks the 19th year in Dennis Farrell's tenure as commissioner of the Big West Conference, but 31st season on staff. He is the fourth full-time commissioner in the 41-year history of the Big West, following Jess Hill (1972-78), Lew Cryer (1978-88) and Jim Haney (1988-92).

Prior to assuming the role of commissioner on July 1, 1992, Farrell served the conference in various capacities as an assistant/associate commissioner since joining the conference in 1980. During his Big West tenure, Farrell has acted as the primary rule interpreter, championship administrator, schedule coordinator and director of the league's successful postseason basketball tournament.

Farrell has actively represented the Big West on the national and regional level.



Rob Halvaks

**Senior Associate
Commissioner**

19th season

Rob Halvaks is in his 19th season with the conference office. Halvaks is responsible for office and financial administration, is the tournament director for the Big West Men's and Women's Basketball Tournament, and has sports management responsibilities for men's and women's basketball and baseball. Halvaks is the chair of the NCAA Division I Administration Cabinet and also chairs of the NCAA Playing Rules Oversight Panel. He is the conference's staff liaison to the Mountain Pacific Sports Federation.

Halvaks is a faculty member in the University of San Francisco's Sport Management Graduate Program.

Prior to joining the Big West staff, Halvaks served as the associate executive director of the Orange County Sports Association (1989-92), which annually produced the Disneyland Pigskin Classic and the Freedom Bowl at Anaheim Stadium. Halvaks was a member of the athletics department staff at UC Irvine from 1979 to 1989, serving in a variety of positions, including sports information director, business manager and senior associate athletics director.

A 1975 graduate of the University of Michigan with a Bachelor's in Communications, Halvaks earned a 1979 Master's in Sports Administration from Ohio University. He served a year (1978) as assistant sports information director at Georgia Tech.

Halvaks and his wife, Jill, reside in Irvine with their sons, Brett and Ryan.



Jody McRoberts

**Associate
Commissioner**

28th season

Jody McRoberts is in her 28th year as a member of the Big West office staff. McRoberts was elevated to associate commissioner in the summer of 2002. She serves as the conference's senior woman administrator, scheduling coordinator for the association's round robin sports, and editor of the conference manual and media publications.

McRoberts functions as the league's meeting planner, is the league's primary administrator for men's and women's soccer and softball, and handles the conference awards program.

On the national front, she has served on the NCAA Division I Women's Soccer Committee.

Before arriving at the Big West offices, McRoberts was an assistant sports information director at UC Irvine (1982-83). She began her tenure with the Big West in 1983 as a publications assistant, and served as the league's information director from 1984 to 1990.

McRoberts earned a Bachelor's degree in English from Ohio University in 1982.

She and her husband, Lance, live in Lake Forest with their sons, Colin and Beau.



Erica Monteabaro

**Assistant
Commissioner**

11th season

Erica Monteabaro is in her 11th year with the conference office. She serves as the assistant commissioner for compliance and governance.

Monteabaro's responsibilities include coordinating the review of student-athlete eligibility and institutional compliance, along with rules education of the members, and is the primary Big West/NCAA rule interpreter. She also oversees the processing of rules infractions and serves as the legislative specialist for the conference.

In addition, Monteabaro serves as the staff liaison to the conference's Compliance Committee, Faculty Athletics Representatives and Student-Athlete Advisory Committee. She also oversees the sport of women's volleyball.

Monteabaro graduated from UC Santa Barbara in 2000 with a Bachelor's degree in Business Economics.

Monteabaro served as an intern in the conference office for two summers before taking on her full-time position. She also worked in the UCSB athletic department as a student assistant in marketing and promotions. Monteabaro has done some work for Antelope Valley College, compiling a Title IX Self Study report.

Monteabaro and her husband, Andrew, live in Lakewood with their daughter Natalie.



Mike Daniels

**Assistant
Commissioner**

13th season

Mike Daniels is in his 13th year with the conference office. Daniels' primary responsibilities include operation and coordination of the conference championships as well as marketing the conference's 18 sports.

Daniels coordinates the conference's television and basketball tournament marketing program and promotes the tournament to Big West constituency groups. He also assists with the sponsorship efforts of the conference and produces the Big West Tour.

In addition, Daniels serves as the operating manager for the Big West Basketball Tournament and is the tournament director for the cross country, golf, women's water polo and track championships. He also directs efforts in game management for the Big West's round robin sports and is involved in the conference website and information technology.

Prior to joining the Big West, Daniels was the assistant SID at the University of San Diego (1995-98), worked as the media relations director for the Rocky Mountain Athletic Conference (1994-95) and worked in the UC San Diego sports information office (1991-94).

A native southern Californian, Daniels received his MBA from San Diego State University in 1997. He graduated from UC San Diego in 1993 with Bachelor's degrees in Communications and Political Science.

Daniels and his wife, Julie, live in Aliso Viejo with their sons, Zachary and Matthew.

BIG WEST STAFF



Mike Villamor

**Information
Director**

14th season

Mike Villamor is in his 14th year with the Big West and eighth as the league's information director.

His role with the conference includes overseeing and coordinating all media relations projects. In addition, his sports responsibilities are women's soccer, men's basketball, water polo and tennis, in which he produces annual publications and weekly press releases. He also oversees the conference's official website.

Villamor serves as the media coordinator for the Big West Basketball Tournament, as well as the staff liaison for tennis. In 2008, he served as the Media Relations Coordinator for the first and second rounds of the NCAA Men's Basketball Tournament.

Villamor is also a member of the United States Basketball Writers Association (USBWA) and the College Sports Information Directors of America (CoSIDA).

A native of Sacramento, Calif., Villamor graduated from Santa Clara in 1994 with a degree in Communications. He joined the Big West staff after serving as a public relations assistant for the West Coast Conference (1995-96). He also was the media relations director of the San Jose Grizzlies of the Continental Indoor Soccer League during the 1995 season. Villamor worked as a game-night media relations assistant for the San Jose Sharks (NHL) and San Jose SaberCats (AFL).

While at Santa Clara, he was the sports editor of the Santa Clara student newspaper.

Villamor resides in Lake Forest.



Steve Chen

**Video
Coordinator**

5th season

Steve Chen enters his fifth year at the Big West Conference, overseeing the conference's live video streaming and video exchange programs.

His responsibilities include working in partnership with CBS College Sports Network to develop media content for the conference. He currently oversees video streaming for seven sports, including women's volleyball, men's and women's basketball, men's and women's soccer, baseball, and softball. He also provides technical support for the Big West's video exchange initiative for women's volleyball as well as men's and women's basketball.

Prior to coming to the Big West, Chen worked at UC Irvine as an assistant coach and in various other capacities for the men's basketball program from 2002 to 2006.

He and his wife, Kindra, live in Tustin with their daughter, Danica, and son, Colin.



Julie St.Cyr

**Associate
Information Director**

6th season

Julie St.Cyr begins her sixth season with the Big West, serving as the league's associate information director.

Her duties with the conference include assisting in media relations projects and helping to maintain the Big West website. In addition, her sports responsibilities include baseball, women's basketball, volleyball and golf.

Prior to her arrival at the Big West, St.Cyr worked for three years at Cape Fear Community College as the assistant student activities and athletics coordinator and was the primary sports information contact. She also spent four years at South Carolina as the publications coordinator and was the SID for men's golf and men's soccer while overseeing women's soccer and cross country. St.Cyr has won 26 CoSIDA publications awards in her career.

St.Cyr, the first vice president for the National Collegiate Baseball Writers of America (NCBWA) and a member of CoSIDA, also spent time in the Georgia State and Colorado State sports information offices and has interned with the Denver Broncos and Colorado Foxes.

St.Cyr graduated from Colorado State in 1998 with a degree in Technical Journalism/Public Relations. In 2001, she received her Master's in Sports Management from Georgia State.

St.Cyr resides in Huntington Beach with her boyfriend, Gabe, and their son Chase.



Patricia Sampson

**Administrative
Assistant**

24th season

Patricia Sampson is in her 24th year with the conference office, serving as an administrative assistant.

Sampson's responsibilities include handling all billing and financial records. She also is responsible for the accounting and reporting of the Student Assistance Fund. She also assists the men's and women's basketball supervisors with the officials' contracts and their travel arrangements.

Sampson attended Woodbury University in the city of Burbank and has a degree in Business Administration.

She has two children: Rick and Cari, and has four grandchildren: Alex, Hunter, Brandon, and Taylor. She lives in Costa Mesa with her husband Brian.



Big West President
Dr. Brenda Vogel
Long Beach State



Big West Vice President
Dr. Robert Hanyak
Pacific



Chris Hargraves

**Assistant
Information Director**

5th season

Chris Hargraves enters his fifth season as an assistant information director for the Big West Conference. His sports responsibilities include men's soccer, cross country, track and field and softball, while also assisting in media guide production, website maintenance and conference tournaments.

Prior to his move to the Big West, he served as the Mid-Continent Conference media relations assistant for the 2005-06 school year.

Hargraves graduated from the University of Rochester (N.Y.) in May 2005 with a Bachelor's degree in political science and a minor in religion. As an undergraduate student, he worked in the sports information department for four years covering 10 different sports. Hargraves served in a number of capacities during his tenure at Rochester, including a stint as a media contact for the 2005 Division III Men's Basketball Final Four.

He was also a member of the Yellow Jackets football team for four years. During that time, he amassed three varsity letters to go along with All-Rookie and All-UAA selections.

Hargraves resides in Costa Mesa.



Beth Holtermann

**Administrative
Assistant**

3rd season

Beth Holtermann begins her third season with the Big West as an administrative assistant after serving as a special events intern with the conference for one season. Holtermann provides administrative support for the league's compliance and officiating programs and works with the Special Assistance and Special Opportunity Fund reporting or the NCAA.

Prior to working at the Big West, she interned with the PGA of Southern California as a junior tour assistant/field representative and was a sales assistant at Wasco Valley Rose Golf Course and Club Glove.

Holtermann received her bachelor's in Business Management from Long Beach State in 2007. During her tenure at LBSU, she lettered in golf and was a two-time All-Big West Second Team member. In 2009, Holtermann received her Master's in Sports Management at LBSU.

Holtermann resides in Anaheim.



Administrative Liaison
Stan Morrison
UC Riverside

2010-11 BIG WEST MEN'S BASKETBALL

BIG WEST BASKETBALL MOMENTS

THE 1970s

Ever since the Big West Conference first hit the hardwood during the 1969-70 season, the league has enjoyed a large measure of success on the court. Attention came quickly, due in large part to the excellent basketball program at Long Beach State during the early 1970s.

En route to six straight conference titles (1970-75), the Beach made successive NCAA Tournament appearances from 1970 to 1973. The 49ers twice reached the doorstep of the Final Four, only to be eliminated by UCLA in the 1971 and 1972 West Regional Finals. Long before Jerry Tarkanian built his "Desert Dynasty" at UNLV, he put Long Beach State and the then Pacific Coast Athletic Association on the NCAA hoop map by constructing 49er teams with Olympian and two-time consensus All-American Ed Ratleff, as well as All-Americans George Trapp, Chuck Terry, Sam Robinson, Leonard Gray, Glenn McDonald, Bob Gross and the Pondexter brothers, Clifton and Roscoe. Perhaps the best team, but least remembered in conference basketball annals, was the 1974 Long Beach State squad which went 24-2 and 12-0 in league play under Lute Olson, but due to NCAA sanctions was unable to test its strength in the NCAA postseason market.

While change in the PCAA lineup was evident in the latter 1970s with the return of charter member UC Santa Barbara, the defection of San Diego State and the addition of Utah State, Cal State Fullerton staged the conference's most memorable event of the decade by capturing the imagination of the nation in its Cinderella quest for a Final Four berth.

After a third place league finish, the Titans raised a few eyebrows by bouncing regular season league champ San Diego State in the PCAA Tournament semis and then knocking off Long Beach State in the tourney championship to earn the conference's NCAA automatic berth. But for the Titans, the giant killing was just beginning. Bobby Dye's squad, led by Greg Bunch, then turned on nationally-ranked University of New Mexico (with Michael Cooper) and the University of San Francisco (with Bill Cartwright) and promptly eliminated them. While "Cal State Disneyland" had succeeded in winning the hearts of the nation's basketball fans, the scrappy Titans came up a few buckets short in losing to Arkansas, 61-58. Although the Fullerton carriage turned into a pumpkin in the end, that 1978 Titan team remains as one of the greatest underdog over-achievers in the history of the game.

The 1977-78 season also marked the beginning of the Boyd Grant era at Fresno State. The Bulldogs did an about face in their first season under Grant, going 21-6 after a 7-20 mark the previous year. But the best was yet to come. Under Grant, Fresno State would go on to make five consecutive postseason appearances.

Not to be overlooked, the PCAA was the first western conference to introduce a postseason tournament in 1976. While other conferences have since added similar postseason jamborees, the Big West will hold its 29th annual hoop extravaganza this March 10-13.

NCAA's WINNINGEST PROGRAMS OF THE '70s

Rnk.	School	W	L	Pct.
1.	UCLA	273	27	.910
2.	Marquette	251	41	.860
3.	Pennsylvania	223	56	.799
4.	North Carolina	239	65	.786
5.	Kentucky	223	69	.764
6.	Louisville	224	70	.762
7.	Syracuse	213	69	.755
8.	LONG BEACH STATE	203	68	.749
9.	Oral Roberts	161	59	.732
10.	Florida State	201	74	.731

THE 1980s

Under Grant, Fresno State started the 1980s in high gear, winning PCAA crowns and NCAA berths in 1981 and 1982 on its way to five straight postseason appearances from 1981 to 1985. This run was highlighted by the 1983 squad which won the NIT championship. Even after UNLV joined the circuit in 1982-83, Fresno State, with the likes of bookend forwards Ron Anderson and Bernard Thompson, pushed the Rebels for the conference title. The two teams met in the 1983 and 1984 PCAA Tourney title games -- both contests proved to be thrillers. Thanks to an Eric Booker buzzer-beating trey, UNLV beat FSU, 66-63, in OT to win the 1983 game only to see the Bulldogs win by two points, 51-49, in 1984.

By this time, Jerry Tarkanian, who had orchestrated successive championship squads (1970-74) at Long Beach State, was on his way to nine straight league crowns at UNLV. Tark's troops compiled a 113-11 conference record from 1983 through 1989. Five Players of the Year - Sidney Green (1983), Richie Adams (1984 & 85), Anthony Jones (1986), Armon Gilliam (1987) and Stacey Augmon (1989) - paved the way for UNLV to win 13 NCAA Tournament games in a six-year span, including a Final Four trip in 1987 and an Elite Eight showing in 1989.

While it was UNLV who earned top billing in the 1980s, the decade was also highlighted by several other key happenings. An infusion of head coaches -- Bill Mulligan at UC Irvine (1981), Jerry Pimm at UC Santa Barbara (1984), Neil McCarthy at New Mexico State (1986) and Joe Harrington (1988) at Long Beach State -- turned the tide of each of those basketball programs.

Mulligan brought a fast paced, high scoring game to the conference and instant recognition to the UCI program with All-American standout Kevin Magee. Mulligan would produce a cast of future NBA players, a couple of NIT appearances and more than a few upsets of UNLV and UCLA before calling it a career after the 1991 season.

It took Pimm until 1987 to get his first winning team at UC Santa Barbara. But, the Gauchos wasted no time in building on that as the Brian Shaw-led ballclub of 1988 went on to the NAAs. That season marked the first of three straight 20-win teams. Pimm's 1989 squad closed out the 1980s with its second of three consecutive postseason appearances.

With UNLV's national stature at an all-time high, the rest of the conference gained greater national exposure. Since 1988-89, the league has been featured on ESPN. With thunderous crowds on hand, upstart programs UC Santa Barbara and New Mexico State soon became hot tickets -- climbing in both the TV ratings and national rankings.

NCAA's WINNINGEST PROGRAMS OF THE '80s

Rnk.	School	W	L	Pct.
1.	North Carolina	281	63	.817
2.	UNLV	271	65	.807
3.	Georgetown	269	69	.796
4.	DePaul	235	67	.778
5.	Temple	225	78	.743
6.	Syracuse	243	87	.736
7.	UTEP	227	82	.735
8.	Oklahoma	245	90	.731
9.	Kentucky	233	86	.730
10.	St. John's	228	85	.728

THE 1990s

The beginning of the 1990s saw Joe Harrington cap his three-year stay at Long Beach State with a 23-9 squad - the Beach's best showing since 1977. It also marked the 49ers' third straight finish in the conference's upper division and their second trip to the National Invitation Tournament in three years.

The 1990 season was notable for New Mexico State. Under Neil McCarthy, the Aggies earned their first NCAA Tournament berth since 1979 after gaining a share of the Big West title with eventual national champ UNLV. The Aggies' national attention continued to grow with NCAA bids in 1991 and again in 1992, resulting in a "Sweet 16" showing, and in 1993, advancing to the second round.

UNLV won the crown jewel of college basketball in 1990 with its first ever national championship, defeating Duke, 103-73. Consensus All-America selection Larry Johnson, who would be named College Basketball's Player of the Year and become the NBA's No. 1 draft pick the following year, was the difference in getting Jerry Tarkanian to the promised land.

The Runnin' Rebs with Johnson, Stacey Augmon and Greg Anthony made a run at repeating their NCAA title - winning their first 34 games the next season - but were upset by Duke in the 1991 Final Four semifinals.

Still, UNLV earned a place in college basketball history as one of the most dominant ever.

In 1993, Rollie Massimino brought his coaching talents to the Big West, leaving Villanova to head up the UNLV program. The 1992-93 season also saw New Mexico State unseat the Runnin' Rebels as the conference regular season champion for the first time since 1983.

The 49ers of Long Beach made an impact on the Big West by winning the tournament championship and receiving the conference's automatic berth in the NCAA Tournament. In the process, Lucious Harris established himself as the top scorer in Big West history with 2,312 career points.

The 1993-94 season was a topsy-turvy year in the Big West. Just when it looked like New Mexico State was going to run away with the regular season title, the Aggies finished with a 4-5 conference record over the last half of the season. However, New Mexico State did claim its second consecutive regular season conference crown with a 12-6 league mark. In one of the tightest conference races ever, Long Beach State, Utah State and San Jose State each finished with 11-7 league records, followed closely by Pacific and UNLV at 10-8.

The conference tournament, which was played for the first time out of the state of California, was just as wild as the regular season. The tourney, which was played at the Thomas & Mack Center in Las Vegas, certainly provided plenty of electricity for the "City of Lights." Top-seeded New Mexico State claimed its second tourney title in three years by downing 10th seeded UC Irvine, 70-64, in the title game. UCI marched through the tournament behind the hot hand of Chris Brown in beating UC Santa Barbara, Utah State and Pacific, before falling to NMSU.

BIG WEST BASKETBALL MOMENTS

The 1994-95 season saw Utah State capture its first conference title in 15 years, posting a 14-4 conference record under second-year coach Larry Eustachy. The team was led by conference player of the year Eric Franson, who took the league's scoring title, averaging 18.4 points per game. The Aggies recorded a 21-8 overall record, the best finish since 1988, and earned a berth in the NIT. Long Beach State emerged as the tournament champion as the No. 3 seed. The 49ers beat Nevada in the championship game 76-69 in overtime to take the title, advancing to the NCAA Tournament for the second time in three years.

Nevada made great strides under second-year coach Pat Foster, finishing in fourth place with a 12-6 conference record. The 12 victories were two more wins than the team produced the previous two seasons combined. New Mexico State continued its winning ways, posting a 25-10 record. It marked the seventh straight season NMSU had won more than 20 games. One of the highlights for the Aggies was advancing to the finals of the Preseason NIT.

The 1995-96 season was marked with a change in the conference tournament from Las Vegas to Reno and a change in format from 10 teams to six teams. Long Beach State won its first conference championship in 21 years, and San Jose State made a "Cinderella" run through the league tournament, winning the title as the sixth seed on a three-pointer in overtime. The Spartans' tournament title ended an era in Big West basketball as the Spartans, along with UNLV, completed their last season of basketball in the conference.

The closing of that chapter opened a new one for the 1996-97 campaign as four new schools entered the Big West. Boise State, Cal Poly, Idaho and North Texas joined the hoops loop, bringing the total of basketball playing institutions to 12. For the first time in league history, basketball playing schools were divided into two divisions, Eastern and Western. The Eastern Division was made up of Boise State, Idaho, Nevada, New Mexico State, North Texas and Utah State, while the Western Division was made up of Cal Poly, Cal State Fullerton, Long Beach State, UC Irvine, UC Santa Barbara and Pacific.

The Eastern Division dominated play in the 1996-97 regular season, owning a 25-11 record in cross division games. New Mexico State, Nevada and Utah State all tied for the Eastern Division regular season title at 12-4, while Pacific posted the same record to win the Western Division. After opening the season with a loss at Fresno State, UOP ran off 16 straight wins, including a 7-0 start in league games. The Tigers went on to capture the conference championship by beating Nevada in the finals of the league tournament. Pacific earned the league's automatic berth in the NCAA Tournament, while Nevada was invited to the NIT. The Wolf Pack stunned a sold out crowd at Fresno State with a 97-86 win. Nevada then got a home game for the second round, selling out Lawlor Events Center. Nebraska came to town and muscled its way to a 78-68 win over Nevada.

The 1997-98 season saw three new head coaches enter the league in Vic Trilli at North Texas, David Farrar at Idaho and Pat Douglass, who has three NCAA Division II National Championships, at UC Irvine. Utah State won the Big West Conference Tournament with a 78-63 win over Pacific. The two teams won their respective divisions in regular season conference play.

Two more new coaches entered the Big West scene during the 1998-99 season. Stew Morrill took over the head job at Utah State while Bob Williams took the reins at UC Santa Barbara. Williams' Gauchos began the season with a 0-8 mark before winning 15 of their last 20 games and winning the Western Division. Williams was also named Big West Coach of the Year. Meanwhile New Mexico State and Boise State tied for the Eastern Division title and ended up meeting in the championship game of the Big West Tournament. The Aggies were victorious, 79-69, and advanced to the NCAA Tournament.

THE 2000s

Utah State head coach Stew Morrill made history during the 1999-2000 season. Morrill became only the third coach in league history to guide a team to a perfect record in league play with a 16-0 mark.

The Aggies also tied Syracuse for the nation's longest winning streak, winning 19 straight. Long Beach State shared a bit of history with Utah State combining to have the best all-time winning percentage in conference play by the two top teams with a 33-1 record and .971 percentage against the rest of the conference. Utah State won the Big West Tournament title, advancing to the NCAA Tournament only to lose to Connecticut in the first round. Long Beach State and New Mexico State gained NIT berths, but lost their first round games on the road.

In 2001, Utah State and UC Irvine made headlines. The Aggies broke the conference's losing streak in the NCAA Tournament with a first round win over Ohio State. Big West teams had seven straight seasons without a win. UC Irvine won the Big West's regular season title with a 15-1 mark. It marked the first title in the program's history.

UC Santa Barbara ended Utah State's title reign in 2002 and became tournament champions with a 60-56 win in the Big West championship game. It was the first tournament title for the Gauchos. Also in 2001-02, UC Irvine's Jerry Green became the sixth player in Big West history to win Player of the Year honors back-to-back and moved into the Big West top 10 career charts in five categories.

UC Santa Barbara continued to rekindle the success of the 1990s, achieving a milestone in the 2002-03 season. The Gauchos won their first ever Big West regular season title with a 14-4 record, limiting their opponent under 60 points in 14 of those games. UCSB also earned consecutive postseason appearances for the first time since the 1991-92 and 1992-93 seasons. Utah State won its third Big West Tournament title in the last four years and nearly pulled off a monumental upset of Kansas in the first round.

NCAA's WINNINGEST PROGRAMS OF THE '90s

Rk.	School	W	L	Pct.	Rk.	School	W	L	Pct.
1.	Kansas	286	60	.827	10.	Arkansas	259	81	.762
2.	College of Charleston	191	42	.820	11.	UCLA	240	79	.752
3.	Kentucky	282	63	.817	12.	Cincinnati	245	83	.747
4.	Arizona	258	65	.799	13.	Massachusetts	237	94	.716
5.	Duke	271	78	.777	14.	Syracuse	232	92	.716
6.	North Carolina	270	78	.776	15.	Xavier	217	86	.716
7.	Connecticut	259	75	.775	16.	Indiana	229	94	.709
8.	Utah	250	76	.767	17.	New Mexico State	219	91	.706
9.	Princeton	210	64	.766					

The Big West made some noise on the national scene in 2003-04, advancing one school to the NCAA Tournament second round and sending another into the land of the top 25. The conference extended its streak with at least two postseason representatives to five straight years with Pacific making the NCAA Tournament and Utah State going to the National Invitation Tournament, respectively. The 12th-seeded Tigers made national headlines with its upset win of fifth-seeded Providence in the first round, claiming their first NCAA Tournament victory since 1971. Utah State had one of the finest seasons of any team in Big West history and deserved a better fate in terms of its postseason destination. The Aggies amassed the third-most victories in school history with 25 and their .862 (25-4) winning percentage was a school record. USU entered the top 25 for the first time in 33 years when it was listed No. 24 in the Associated Press poll on February 2, 2004. The Aggies spent seven straight weeks ranked in the top 25, and yet when the NCAA Tournament bracket was announced, Utah State was not among the 65 teams invited.

The 2004-05 season will be best remembered for Pacific winning an NCAA Tournament first round game for the second straight year, defeating another Big East Conference opponent in Pittsburgh. The Tigers also finished the year ranked No. 22 in the country. Utah State gave the Big West a second representative in the NCAA Tournament, marking the first time since 1993 the conference sent multiple teams to the Big Dance. Cal State Fullerton also made waves with its two wins in the National Invitation Tournament. The Big West officially became an all-California conference as Idaho and Utah State departed following the 2004-05 season.

In 2005-06, Pacific made its third consecutive NCAA Tournament appearance, and nearly pulled out its third straight first round victory. The Tigers lost a heartbreaking double overtime battle to Boston College, but still finished with a 24-8 season. In addition, the three straight NCAA trips was the most for a Big West school since former member New Mexico State's five-year run from 1990-94. Pacific also earned its third consecutive regular season league title.

Long Beach State returned to the NCAA Tournament following a 12-year absence to highlight the 2006-07 season. The 49ers posted a 24-8 record, winning 22 of their last 26 games. They earned a No. 12 seed and faced Tennessee in the first round, LBSU's first Big Dance encounter since 1995. The 2006-07 campaign also featured the first double overtime game in Big West Tournament history, a 100-92 thriller won by Cal State Fullerton over Pacific.

The 2007-08 season featured Cal State Fullerton's return to the NCAA Tournament following a 30-year absence. The Titans set a school record with 24 victories and earned a share of the regular season championship for the second time in their Division I history. Cal State Northridge and UC Santa Barbara gave the Big West tri-champions for the first time ever in a single division format. The Gauchos earned a trip to the National Invitation Tournament.

Making its first NCAA Tournament trip as a Big West member was Cal State Northridge in 2008-09. The Matadors also established firsts with an outright regular season championship and Big West Tournament title. Pacific made an appearance in the inaugural CollegeInsider.com Tournament and reached the semifinals in the same season that head coach Bob Thomason became the all-time victories leader in conference games.

The decade closed with UC Santa Barbara's second Big West Tournament title and first since 2002. The Gauchos shared the regular season title with Pacific, which advanced to the CollegeInsider.com Tournament championship game after winning three straight road games to get there. The 2009-10 season also marked the end of an era as the Big West Tournament finished a 10-year run at the Anaheim Convention Center. The Big West partnered with Honda Center on a new five-year deal to host the conference tournament beginning in 2011.

NBA DRAFTEES

Player, School	Rnd	Team
1970		
Sam Robinson, Long Beach State	1st	Miami (ABA)
Billy Jankans, Long Beach State	3rd	Pittsburgh (ABA)
Ron Knight, Cal State Los Angeles	5th	Portland
Coby Dietrick, San Jose State	10th	San Francisco
1971		
George Trapp, Long Beach State	1st	Atlanta
Darnell Hillman, San Jose State	1st	San Diego
	1st	Indiana (ABA)
Doug Rex, UC Santa Barbara	7th	Miami (ABA)
	11th	San Diego
Gary Schneider, San Diego State	—	San Diego
1972		
Chuck Terry, Long Beach State	2nd	Milwaukee
	3rd	Pittsburgh (ABA)
Eric McWilliams, Long Beach State	3rd	Philadelphia
	7th	Utah (ABA)
John Gianelli, Pacific	2nd	Houston
	2nd	Pittsburgh (ABA)
*Ed Ratleff, Long Beach State	4th	Indiana (ABA)
*Nate Stephens, Long Beach State	4th	Boston
	5th	Indiana (ABA)
John Tschogl, UC Santa Barbara	4th	Golden State
	14th	Denver (ABA)
Michael Jackson, CS Los Angeles	6th	Utah (ABA)
	7th	Houston
Bob Lynn, Long Beach State	7th	Portland
Jerry Pender, Fresno State	7th	Chicago
	10th	Denver (ABA)
Rodney Murray, CS Los Angeles	9th	Philadelphia
Mose Adolph, CS Los Angeles	14th	Utah (ABA)
	—	Portland
Lamont King, Long Beach State	14th	Denver (ABA)
1973		
Ed Ratleff, Long Beach State	1st	Houston
	1st	Denver (ABA)
*Raymond Lewis, CS Los Angeles	1st	Philadelphia
	1st	Memphis (ABA)
*Leonard Gray, Long Beach State	2nd	Utah (ABA)
	3rd	Atlanta
Nate Stephens, Long Beach State	5th	Golden State
	6th	San Diego (ABA)
Chris McMurray, San Diego State	8th	San Diego (ABA)
1974		
*Clifton Pondexter, Long Beach State	1st	Chicago
	1st	San Diego (ABA)
Glenn McDonald, Long Beach State	1st	Boston
Leonard Gray, Long Beach State	2nd	Seattle
*Roscoe Pondexter, Long Beach State	3rd	Boston
	10th	Denver (ABA)
John Errecart, Pacific	6th	Golden State
	—	Denver (ABA)
Clarence Allen, UC Santa Barbara	8th	Golden State
1975		
Bob Gross, Long Beach State	2nd	Portland
	3rd	Kentucky (ABA)
1976		
Steve Copp, San Diego State	3rd	New Orleans
Bob Kovach, San Diego State	9th	Atlanta
1977		
Lloyd McMillian, Long Beach State	3rd	New York
Myron Jordan, Pacific	6th	Portland
1978		
Wayne Smith, UC Irvine	4th	Phoenix
Russ Coleman, Pacific	5th	Milwaukee
George Fowler, Pacific	8th	Phoenix
Rickey Williams, Long Beach State	10th	New Orleans

Player, School	Rnd	Team
1980		
Michael Wiley, Long Beach State	2nd	San Antonio
Dean Hunger, Utah State	4th	Houston
Francois Wise, Long Beach State	4th	Washington
Wally Rank, San Jose State	5th	San Diego
1981		
Brian Jackson, Utah State	2nd	Portland
Ron Cornelius, Pacific	3rd	LA Lakers
Craig Dykema, Long Beach State	3rd	Phoenix
Pete Verhoeven, Fresno State	4th	Portland
Doug Murrey, San Jose State	9th	Golden State
Sid Williams, San Jose State	9th	Portland
1982		
Kevin Magee, UC Irvine	2nd	Phoenix
Rod Higgins, Fresno State	2nd	Chicago
Richard Anderson, UC Santa Barbara	2nd	San Diego
Craig Hodges, Long Beach State	3rd	San Diego
Dino Gregory, Long Beach State	4th	Washington
Donald Mason, Fresno State	5th	Philadelphia
Leo Cunningham, Utah State	7th	Philadelphia
Matt Waldron, Pacific	7th	Golden State
Grant Taylor, UC Irvine	10th	Portland
Randy Whieldon, UC Irvine	10th	Golden State
1983		
Sidney Green, UNLV	1st	Chicago
Chris McNealy, San Jose State	2nd	Kansas City
Larry Anderson, UNLV	3rd	Cleveland
York Gross, UC Santa Barbara	4th	Denver
Desi Barmore, Fresno State	7th	New York
Ricky Mixon, Cal State Fullerton	8th	LA Lakers
Darrell Johnson, San Jose State	10th	Houston
Michael Zeno, Long Beach State	10th	Golden State
1984		
Leon Wood, Cal State Fullerton	1st	Philadelphia
Bernard Thompson, Fresno State	1st	Portland
Ron Anderson, Fresno State	2nd	Cleveland
Steve Colter, New Mexico State	2nd	Portland
Ben McDonald, UC Irvine	3rd	Cleveland
Bob Thornton, UC Irvine	4th	New York
Jeff Collins, UNLV	4th	Phoenix
Ozell Jones, Cal State Fullerton	4th	San Antonio
George Turner, UC Irvine	7th	Dallas
Joedy Gardner, Long Beach State	7th	Houston
Danny Tarkanian, UNLV	8th	San Antonio
Eric Booker, UNLV	8th	Utah
Paul Brozovich, UNLV	8th	Golden State
Frank Rodriguez, New Mexico State	10th	San Antonio
1985		
Richie Adams, UNLV	4th	Washington
Tony Neal, Cal State Fullerton	6th	LA Lakers
Ed Catchings, UNLV	7th	Dallas
Frank James, UNLV	7th	Detroit

Player, School	Rnd	Team
1986		
Anthony Jones, UNLV	1st	Washington
Johnny Rogers, UC Irvine	2nd	Sacramento
Kevin Henderson, Cal State Fullerton	3rd	Cleveland
Tod Murphy, UC Irvine	3rd	Seattle
Conner Henry, UC Santa Barbara	4th	Houston
Kerry Boagni, Cal State Fullerton	5th	Utah
Gilbert Wilburn, New Mexico State	6th	Cleveland
John Flowers, UNLV	6th	Sacramento
Greg Grant, Utah State	6th	Detroit
1987		
Armon Gilliam, UNLV	1st	Phoenix
Freddie Banks, UNLV	2nd	Detroit
Brent Counts, Pacific	5th	Phoenix
Brian Vaughns, UC Santa Barbara	5th	Milwaukee
Kenny Travis, New Mexico State	5th	LA Lakers
Gary Graham, UNLV	6th	Indiana
1988		
Ricky Berry, San Jose State	1st	Sacramento
Brian Shaw, UC Santa Barbara	1st	Boston
Morlon Wiley, Long Beach State	2nd	Dallas
Gerald Paddio, UNLV	3rd	Boston
1990		
Cedric Ceballos, Cal State Fullerton	2nd	Phoenix
1991		
Larry Johnson, UNLV	1st	Charlotte
Stacey Augmon, UNLV	1st	Atlanta
Greg Anthony, UNLV	1st	New York
George Ackles, UNLV	2nd	Miami
Randy Brown, New Mexico State	2nd	Sacramento
1992		
Elmore Spencer, UNLV	2nd	LA Clippers
1993		
+J.R. Rider, UNLV	1st (5)	Minnesota
Lucious Harris, Long Beach State	2nd	Dallas
Bryon Russell, Long Beach State	2nd	Utah
1997		
*James Cotton, Long Beach State	2nd	Denver
1998		
+Michael Olowokandi, Pacific	1st (1)	LA Clippers
1999		
Roberto Bergersen, Boise State	2nd	Atlanta
2000		
*Kaniel Dickens, Idaho	2nd	Utah
2004		
Pape Sow, Cal State Fullerton	2nd	Miami
*Drafted as an underclassman +Lottery pick		

Cal State Fullerton's Pape Sow was drafted in the second round of the 2004 NBA Draft by the Miami Heat. After being traded to Toronto, Sow has played in parts of three seasons with the Raptors.



BIG WEST BASKETBALL

Coming March 8 & 10-12, 2011...



For more information visit:

www.bigwesttourney2011.com

2010-11 BIG WEST MEN'S BASKETBALL

COMPOSITE SCHEDULE

Sunday, October 31

#Sonoma State at Pacific 3:00 pm

Monday, November 1

#Cal State Los Angeles at UC Riverside 7:00 pm

Tuesday, November 2

#UC San Diego at UC Irvine 7:00 pm

Wednesday, November 3

#Menlo College at UC Davis 7:00 pm

Friday, November 5

#The Master's College at UC Santa Barbara 7:00 pm

#Redlands at Cal State Northridge 7:05 pm

#Concordia at UC Irvine 8:00 pm

Saturday, November 6

#Academy of Art at UC Davis 2:00 pm

#Cal State East Bay at Cal Poly 7:00 pm

#Cal State Los Angeles at Cal State Fullerton 7:05 pm

Sunday, November 7

#Chico State at Pacific 5:00 pm

Monday, November 8

¹UC Irvine at Illinois (ESPN3) 5:00 pm

Friday, November 12

²Cal State Fullerton vs. Central Michigan 11:30 pm

³UC Davis vs. Florida Atlantic 4:00 pm

⁴UC Santa Barbara vs. Denver 4:30 pm

Pacific at UTEP 6:00 pm

Cal State Northridge at UCLA 7:30 pm

UC Riverside at UNLV 7:30 pm

Saturday, November 13

UC Irvine at USC 1:00 pm

San Diego State at Long Beach State 4:05 pm

²Cal State Fullerton at Hawai'i 9:00 pm

³UC Davis at Portland 7:00 pm

⁴UC Santa Barbara vs. North Dakota State 6:00 pm

Sunday, November 14

³UC Davis vs. Wisconsin-Milwaukee 3:00 pm

Cal Poly at Seattle University 5:00 pm

⁴UC Santa Barbara at Oregon 6:00 pm

Monday, November 15

²Cal State Fullerton vs. Montana State 7:00 pm

³Pacific vs. Nevada 5:00 pm

Pomona-Pitzer at UC Riverside 7:00 pm

San Francisco State at Long Beach State 7:05 pm

Tuesday, November 16

³Pacific at UCLA/vs. Pepperdine (ESPNU) 6:00/8:30 pm

Cal State Northridge at California 7:30 pm

Wednesday, November 17

UC Santa Cruz at UC Davis 7:00 pm

Thursday, November 18

Cal State Monterey Bay at Cal Poly 7:00 pm

Friday, November 19

¹ Navy at UC Irvine 7:30 pm

⁶ UC Riverside vs. Lamar 10:30 am

⁷ Long Beach State vs. Clemson 12:30 pm

Saturday, November 20

¹ Seattle University at UC Irvine 7:30 pm

⁸ UC Riverside at SMU 3:30 pm

⁷ Long Beach State vs. St. Peter's/Old Dominion 12:30 pm

Vanguard at Cal State Northridge 2:00 pm

Fresno State at UC Santa Barbara 7:00 pm

William Jessup at Pacific 7:00 pm

Sunday, November 21

¹ Louisiana Tech at UC Irvine 5:30 pm

⁸ UC Riverside vs. Portland State 2:30 pm

⁷ Long Beach State at Paradise Jam Tournament TBA

Boise State at UC Davis 1:00 pm

Cal State Fullerton at San Diego 4:30 pm

Cal Poly at Montana State 6:00 pm

Monday, November 22

⁹ Pacific at Preseason NIT TBA

⁷ Long Beach State at Paradise Jam Tournament TBA

Tuesday, November 23

⁹ Pacific at Preseason NIT TBA

UC Davis at Sacramento State 7:05 pm

Wednesday, November 24

Loyola Marymount at Cal Poly 7:00 pm

Cal State Fullerton at USC 7:30 pm

Thursday, November 25

⁸ Cal State Northridge vs. Virginia Tech (ESPNU) 11:00 am

Friday, November 26

⁸ Cal State Northridge at 76 Classic (ESPN2/ESPNU) TBA

Saturday, November 27

Seattle at UC Davis 1:00 pm

UC Irvine at Marist 4:30 pm

Cal State Bakersfield at Cal State Fullerton 6:05 pm

Cal Poly at Sacramento State 7:00 pm

UC Santa Barbara at Portland 7:00 pm

Loyola Marymount at Long Beach State 7:05 pm

Sunday, November 28

⁸ Cal State Northridge at 76 Classic (ESPN2/ESPNU) TBA

UC Riverside at San Jose State 2:00 pm

Tuesday, November 30

Cal State Fullerton at Montana 6:00 pm

Long Beach State at Washington 7:00 pm

Wednesday, December 1

Hawaii at Cal Poly 7:00 pm

UC Davis at California 7:00 pm

UC Irvine at San Diego 7:00 pm

Loyola Marymount at UC Santa Barbara 7:00 pm

Pepperdine at Pacific 7:30 pm

Thursday, December 2

BYU-Hawaii at Long Beach State TBA

Cal State Northridge at Air Force 6:00 pm

Texas-San Antonio at UC Riverside 7:00 pm

Saturday, December 4

Cal State Northridge at Denver (FSN RM) 3:30 pm

Pacific at Texas A&M 5:00 pm

San Diego at Cal State Fullerton 6:05 pm

Cal Poly at Loyola Marymount 7:00 pm

Notre Dame De Namur at UC Davis 7:00 pm

San Jose State at UC Irvine 7:00 pm

UC Santa Barbara at Santa Clara 7:00 pm

Sunday, December 5

Long Beach State at Boise State 1:00 pm

Tuesday, December 7

Long Beach State at Utah State 6:05 pm

Cal Lutheran at Cal State Northridge 7:05 pm

Wednesday, December 8

Cal State Fullerton at Arizona (Fox College Sports) 5:30 pm

Friday, December 10

Wyoming at UC Irvine 7:00 pm

Saturday, December 11

Long Beach State at North Carolina (FS South) 4:00 pm

Cal Poly at UCLA (PRIME) 5:00 pm

Cal State Stanislaus at Pacific 7:00 pm

Sunday, December 12

Cal State Fullerton at Portland State 2:00 pm

UC Riverside at Stanford 5:00 pm

Monday, December 13

Cal Poly at San Diego State 7:00 pm

UC Davis at UCLA (PRIME) 7:30 pm

Tuesday, December 14

UC Riverside at Saint Mary's 7:00 pm

Santa Clara at Pacific 7:00 pm

Wednesday, December 15

UC Santa Barbara at UNLV 7:00 pm

Vanguard at UC Irvine 7:00 pm

Thursday, December 16

UC Davis at North Dakota State 5:00 pm

Saturday, December 18

⁹ Long Beach State vs. Saint Mary's 11:45 am

Pacific at New Mexico State 6:00 pm

Occidental at Cal State Fullerton 6:05 pm

Cal Poly at California 7:00 pm

Cal State Northridge at Cal State Bakersfield 7:00 pm

UC Irvine at Pepperdine 7:00 pm

UC Santa Barbara at San Diego State 7:00 pm

Sunday, December 19

Montana State at UC Riverside 2:00 pm

Tuesday, December 21

Long Beach State at Arizona State (FS Arizona) 4:00 pm

Cal Poly at Pepperdine 7:00 pm

Southern Utah at UC Davis 7:00 pm

Cal Baptist at UC Santa Barbara 7:00 pm

Pacific at Fresno State 7:00 pm

Wednesday, December 22

UC Riverside at Cal State Bakersfield 7:00 pm

Montana at Cal State Fullerton 7:05 pm

Santa Clara at Cal State Northridge 7:05 pm

Thursday, December 23

UC Irvine at UCLA (PRIME) 7:30 pm

Tuesday, December 28

¹UC Riverside at UC Irvine 7:00 pm

¹UC Davis at Cal State Fullerton 7:05 pm

¹Pacific at Cal State Northridge 7:05 pm

¹Long Beach State at UC Santa Barbara (ESPNU) 8:00 pm

COMPOSITE SCHEDULE

Thursday, December 30

*Long Beach State at Cal Poly	7:00 pm
*Pacific at Cal State Fullerton	7:05 pm
*UC Davis at Cal State Northridge	7:05 pm
Loyola Marymount at UC Irvine	7:00 pm

Friday, December 31

Fresno Pacific at UC Santa Barbara	2:00 pm
------------------------------------	---------

Tuesday, January 4

La Sierra at UC Riverside	7:00 pm
---------------------------	---------

Wednesday, January 5

*Cal State Fullerton at UC Irvine	7:00 pm
*Cal State Northridge at Long Beach State	7:05 pm

Thursday, January 6

*Cal Poly at Pacific	7:00 pm
*UC Santa Barbara at UC Davis	7:00 pm

Saturday, January 8

*UC Irvine at Long Beach State	4:00 pm
*Cal Poly at UC Davis	7:00 pm
*UC Santa Barbara at Pacific	7:00 pm
Cal State Northridge at Seattle	7:10 pm
*Cal State Fullerton at UC Riverside (PRIME)	7:30 pm

Tuesday, January 11

Cal State Bakersfield at Pacific	7:00 pm
----------------------------------	---------

Wednesday, January 12

*UC Davis at Long Beach State (ESPNU)	8:00 pm
---------------------------------------	---------

Thursday, January 13

*Cal State Fullerton at Cal Poly	7:00 pm
*UC Irvine at UC Santa Barbara	7:00 pm
*UC Riverside at Cal State Northridge	7:05 pm

Saturday, January 15

*UC Irvine at Cal Poly	7:00 pm
*UC Riverside at UC Santa Barbara	7:00 pm
*Cal State Fullerton at Cal State Northridge	7:05 pm
*Pacific at Long Beach State (PRIME)	8:00 pm

Wednesday, January 19

UC Irvine at Cal State Bakersfield	7:00 pm
*Long Beach State at Cal State Fullerton	7:05 pm
Seattle at Cal State Northridge	7:05 pm

Thursday, January 20

*Cal Poly at UC Riverside	7:00 pm
---------------------------	---------

Saturday, January 22

*Cal Poly at Cal State Northridge (PRIME)	1:00 pm
*UC Santa Barbara at Cal State Fullerton	6:05 pm
*Long Beach State at UC Irvine	7:00 pm
*Pacific at UC Davis	7:00 pm

Tuesday, January 25

Cal State Fullerton at Cal State Bakersfield	7:00 pm
--	---------

Wednesday, January 26

*Long Beach State at Pacific	7:00 pm
------------------------------	---------

Thursday, January 27

*UC Riverside at UC Davis	7:00 pm
*UC Santa Barbara at Cal Poly	7:00 pm
*Cal State Northridge at UC Irvine	7:05 pm

Thursday, January 28

*Cal Poly at UC Santa Barbara	7:00 pm
*UC Davis at UC Riverside	7:00 pm
*Pacific at UC Irvine	7:05 pm
*Long Beach State at Cal State Northridge	7:05 pm

Saturday, January 29

*UC Irvine at UC Davis	7:00 pm
*UC Riverside at Pacific	7:00 pm
*Cal State Northridge at UC Santa Barbara	7:05 pm
Cal Poly at Cal State Bakersfield	7:00 pm
*Cal State Fullerton at Long Beach State (FSWest)	7:30 pm

Thursday, February 3

*Cal State Northridge at UC Riverside	7:00 pm
*UC Davis at Cal Poly	7:00 pm
*UC Irvine at Cal State Fullerton	7:05 pm
*Pacific at UC Santa Barbara (ESPNU)	8:30 pm

Saturday, February 5

*UC Riverside at Cal State Fullerton	6:05 pm
*Pacific at Cal Poly	7:00 pm
*UC Irvine at Cal State Northridge	7:05 pm
*UC Davis at UC Santa Barbara (PRIME)	7:30 pm

Thursday, February 10

*Long Beach State at UC Davis	7:00 pm
*UC Santa Barbara at UC Riverside	7:00 pm
*Cal Poly at UC Irvine	7:05 pm
*Cal State Northridge at Cal State Fullerton	7:05 pm

Saturday, February 12

*UC Santa Barbara at UC Irvine (FSWest)	5:30 pm
*UC Davis at Pacific	7:00 pm
*UC Riverside at Cal Poly	7:00 pm
*Long Beach State at Cal State Northridge	7:05 pm

Tuesday, February 15

UC Davis at Seattle University	7:10 pm
--------------------------------	---------

Wednesday, February 16

*Cal State Northridge at Cal Poly	7:00 pm
*UC Irvine at Pacific	7:00 pm
*Cal State Fullerton at UC Santa Barbara	7:05 pm
*UC Riverside at Long Beach State	7:05 pm

Friday, February 18-Sunday, February 20

BracketBusters	TBA
----------------	-----

Thursday, February 24

*Pacific at UC Riverside	7:00 pm
*Cal Poly at Long Beach State	7:05 pm
*UC Davis at UC Irvine	7:05 pm
*UC Santa Barbara at Cal State Northridge	7:05 pm

Saturday, February 26

Three Wild Card games selected for ESPN2, ESPNU, FSWest	
ESPN2 (5:00 pm), ESPNU (8:00 pm), FSWest (5:30 pm)	
*UC Santa Barbara at Long Beach State	4:05 pm
*UC Davis at UC Riverside	5:00 pm
*Cal Poly at Cal State Fullerton	6:05 pm
*Pacific at UC Irvine	7:05 pm

Wednesday, March 2

*Long Beach State at UC Riverside	8:00 pm
-----------------------------------	---------

Thursday, March 3

*Cal State Fullerton at Pacific	7:00 pm
*Cal State Northridge at UC Davis	7:00 pm

Saturday, March 5

*Cal State Fullerton at UC Davis	7:00 pm
*Cal State Northridge at Pacific	7:00 pm
*UC Irvine at UC Riverside	7:00 pm
*Cal Poly at UC Santa Barbara	7:05 pm

Thursday, March 10

Big West Tournament Quarterfinals	6:00 & 8:30 pm
Honda Center (Anaheim, Calif.)	

Friday, March 11

Big West Tournament Semifinal No. 1 (ESPNU)	6:30 pm
Big West Tournament Semifinal No. 2 (ESPNU)	8:30 pm
Honda Center (Anaheim, Calif.)	

Saturday, March 12

Big West Tournament Championship (ESPN2)	5:00 pm
Honda Center (Anaheim, Calif.)	

Tuesday, March 15

NCAA Tournament First Round (Dayton, OH)	TBA
--	-----

Wednesday, March 16

NCAA Tournament First Round (Dayton, OH)	TBA
--	-----

Thursday, March 17 - Sunday, March 20

NCAA Tournament Second and Third Rounds	TBA
---	-----

Thursday, March 24 - Sunday, March 27

NCAA Regionals	TBA
----------------	-----

Saturday, April 2 & Monday, April 4

NCAA Final Four (Houston, TX)	TBA
-------------------------------	-----

TOURNAMENT KEY

- Coaches vs. Cancer Classic (Champaign, IL & Irvine, CA)**
UC Irvine, Illinois, Navy, Louisiana Tech, Seattle
- Outrigger Hotels Rainbow Classic (Honolulu, HI)**
Cal State Fullerton, Hawaii, Montana State, Central Michigan
- BTI Tipoff Classic (Portland, OR)**
UC Davis, Portland, Wisconsin-Milwaukee, Florida Atlantic
- BTI Tipoff Classic (Eugene, OR)**
UC Santa Barbara, Oregon, South Dakota State, Denver
- Preseason NIT (Los Angeles, CA)**
Pacific, UCLA, Nevada, Pepperdine
- SMU Tournament (Dallas, TX)**
UC Riverside, SMU, Portland State, Lamar
- Paradise Jam Tournament (St. Thomas, V.I.)**
Long Beach State, Clemson, St. Peter's, Old Dominion
- 76 Classic (Anaheim, CA)**
Cal State Northridge, DePaul, Murray State, Oklahoma State, Stanford, Tulsa, UNLV, Virginia Tech
- Wooden Classic (Anaheim, CA)**
Long Beach State, UCLA, Saint Mary's, BYU

#Exhibition
*Big West Conference game
Big West teams in bold
All Times Pacific

BIG WEST NEWS & NOTES

HONDA CENTER NEW HOME OF TOURNAMENT

Honda Center last November announced a five-year partnership with the Big West Conference to host its annual men's and women's post-season basketball tournament beginning in 2011. Each year the winner of the three-day single-elimination playoff receives an automatic bid to the NCAA Tournament.

The Big West and Honda Center have teamed up for "March Madness" and "The Road To The Final Four" on numerous occasions including men's basketball regionals in 1998, 2001 and 2003 and first and second round action in 2008. In addition, the Big West and Honda Center was selected as host of the 2011 NCAA Division I Men's Basketball West Regional.

The Big West Tournament is the oldest NCAA Division I post-season basketball tournament in the west, dating back to 1976 when the conference was known as the Pacific Coast Athletic Association.

All-session tickets for the 2011 Big West Tournament may be purchased at hondacenter.com. For more information, please call (714) 704-2500 or email bigwesttournament@hondacenter.com. Courtside (first 4 rows) all-session tickets cost \$144 apiece. All other all-session tickets cost \$64 apiece.

JOHNSON, ROBINSON LEAD SOLID PACK OF RETURNEES

Six of the 11 players from the 2009-10 All-Big West First and Second Teams are back in uniform this season. UC Santa Barbara's **Orlando Johnson**, the 2009-10 Big West Player of the Year, and Long Beach State's **T.J. Robinson** represent the returning first-team performers. Johnson led the Big West in scoring (18.0 ppg) while Robinson topped the league circuit in rebounding (10.1 rpg) and field goal percentage (.520). **Joe Harden** of UC Davis, UC Santa Barbara's **James Nunnally**, **Casper Ware** of Long Beach State, and UC Irvine's **Eric Wise** return from the all-conference second team.

TURNER TAKES HEAD COACHING REINS AT UC IRVINE

On April 9, 2010, UC Irvine named Russell Turner its seventh head men's basketball coach in the 45-year history of the program. Turner agreed to a five-year contract with the Anteaters after serving the past six seasons as an assistant coach for the Golden State Warriors of the National Basketball Association. Turner also gained experience on the collegiate level as an assistant coach at Stanford University (2000-04) and Wake Forest University (1994-2000). Turner helped tutor such collegiate standouts as All-Americans Josh Childress, Casey Jacobsen, Jarron Collins and Jason Collins with the Cardinal, as well as All-American Tim Duncan at Wake Forest.

Stanford advanced to the NCAA Tournament in all four seasons Turner coached there. Wake Forest went to the NCAA Tournament in three of Turner's six seasons under head coach Dave Odom. Turner's stated goal is to guide UC Irvine to the school's first-ever NCAA Tournament appearance.

THOMASON APPROACHING BIG WEST WINS RECORD

Entering his 23rd season as head coach at Pacific, Bob Thomason is poised to rewrite the Big West history book. Thomason, who owns a career mark of 387-275, is only 19 wins shy from becoming the Big West's all-time leader. He is chasing current record holder Jerry Tarkanian's mark of 405 victories amassed at Long Beach State and UNLV.

Thomason's teams have averaged 22 wins over the last seven seasons. The 2009-10 squad sported a 23-12 record, the ninth time the Tigers have accumulated 20 or more wins in Thomason's tenure. The Big West's longest-tenured coach - past or present - already owns the record for most wins in conference games with 221.

THOMASON APPROACHING BIG WEST WINS RECORD

Head coach Bob Williams needs one win to reach career milestone No. 200 at UC Santa Barbara. The 13th-year mentor is 199-156 on the Central Coast. The 199 wins

place him fifth on the Big West all-time wins list. Next up on the list is former Gaucho Jerry Pimm, who Williams succeeded in 1998 after Pimm won 222 games in 15 seasons.

ALL-TIME VICTORY LEADERS - BIG WEST TENURE

Rk.	Coach, School	No.
1.	Jerry Tarkanian, LBSU & UNLV	405
2.	Bob Thomason, Pacific	387
3.	Neil McCarthy, New Mexico State	248
4.	Jerry Pimm, UC Santa Barbara	222
5.	Bob Williams, UC Santa Barbara	199

Bold denotes active Big West head coach

QUEST FOR 1,000

Entering the 2010-11 season, Payne is the closest to 1,000 career points, needing 36 to reach the mark. A handful of others are right behind him, including UC Irvine junior **Eric Wise** (955), UC Davis senior **Joe Harden** (908), Long Beach State junior **T.J. Robinson** (849) and Cal Poly senior **Shawn Lewis** (826).

FOLLOW YOUR TEAM ON BIGWEST.TV

The Big West Conference and the CBS College Sports Network are partnering to bring you exclusive coverage of Big West sports, press conferences, interviews, and features to your home via the Internet! Now in its sixth year, BigWest.TV covers every home and conference contest in men's basketball as well as women's basketball and volleyball. Also covered are select contests in men's and women's soccer, baseball, softball, and Big West Conference Championships. A monthly subscription of \$9.95 or an annual subscription of \$79.95 delivers exclusive coverage to you. If you can't make it to the gym or the field, you can still catch all the action on BigWest.TV!



2010-11 BIG WEST TELEVISION SCHEDULE

Date	Day	Game (Carrier)	Time (PT)
Nov. 8	Mon.	UC Irvine at Illinois (ESPN3)	5:00 pm
PRESEASON NIT • PAULEY PAVILION			
Nov. 16	Tue.	Pacific at UCLA vs. Pepperdine (ESPN4)	6:00/8:30 pm
76 CLASSIC • ANAHEIM CONVENTION CENTER ARENA			
Nov. 25	Thu.	Cal State Northridge vs. Virginia Tech (ESPN2)	11:00 am
Nov. 26	Fri.	Cal State Northridge vs. DePaul/Oklahoma State (ESPN2/ESPN3)	11:30/2:00 pm
Nov. 28	Sun.	Cal State Northridge vs. TBD (ESPN2/ESPN3)	TBD
Dec. 4	Sat.	Cal State Northridge at Denver (FSN Rocky Mountain)	3:30 pm
Dec. 8	Wed.	Cal State Fullerton at Arizona (Fox College Sports)	5:30 pm
Dec. 11	Sat.	Long Beach State at North Carolina (FS South)	4:00 pm
Dec. 11	Sat.	Cal Poly at UCLA (PRIME)	5:00 pm
Dec. 13	Mon.	UC Davis at UCLA (PRIME)	7:30 pm
Dec. 21	Tue.	Long Beach State at Arizona (FS Arizona)	4:00 pm
Dec. 23	Thr.	UC Irvine at UCLA (PRIME)	7:30 pm
BIG WEST CONFERENCE REGULAR SEASON GAMES			
Dec. 28	Tue.	Long Beach State at UC Santa Barbara (ESPN2)	8:00 pm
Jan. 8	Sat.	Cal State Fullerton at UC Riverside (PRIME)	7:30 pm
Jan. 12	Wed.	UC Davis at Long Beach State (ESPN2)	8:00 pm
Jan. 15	Sat.	Pacific at Long Beach State (PRIME)	8:00 pm
Jan. 22	Sat.	Cal Poly at Cal State Northridge (PRIME)	1:00 pm
Jan. 29	Sat.	Cal State Fullerton at Long Beach State (FS West)	7:30 pm
Feb. 3	Thr.	Pacific at UC Santa Barbara (ESPN2)	8:30 pm
Feb. 5	Sat.	UC Davis at UC Santa Barbara (PRIME)	7:30 pm
Feb. 12	Sat.	UC Santa Barbara at UC Irvine (FS West)	5:30 pm
Feb. 18	Fri.	BracketBusters (ESPN2, ESPN3, ESPN360.com)	TBD
Feb. 19	Sat.	BracketBusters (ESPN2, ESPN3, ESPN360.com)	TBD
Feb. 26	Sat.	Three Wild Card Games selected for ESPN2, ESPN3, FS West ESPN2 (5:00 pm), ESPN3 (8:00 pm), FS West (5:30 pm) UC Santa Barbara at Long Beach State; UC Davis at UC Riverside; Cal Poly at Cal State Fullerton; Pacific at UC Irvine	
BIG WEST TOURNAMENT • HONDA CENTER			
Mar. 11	Fri.	Men's Semifinal #1 (ESPN2)	6:30 pm
Mar. 11	Fri.	Men's Semifinal #2 (ESPN2)	8:30 pm
Mar. 12	Sat.	Women's Championship (PRIME)	1:00 pm
		Men's Championship (ESPN2)	5:00 pm

BIG WEST CAREER ACTIVE LEADERS

(entering the 2010-11 season)

POINTS

Rk	Player, School	Year	No.
1.	Mark Payne, UCD	Sr.	964
2.	Eric Wise, UCI	Jr.	955
3.	Joe Harden, UCD	Sr.	908
4.	T.J. Robinson, LBSU	Jr.	849
5.	Shawn Lewis, CP	Sr.	826
6.	Larry Anderson, LBSU	Jr.	714
7.	Sam Willard, PAC	Sr.	691
8.	James Nunnally, UCSB	Jr.	670
9.	Casper Ware, LBSU	Jr.	665
10.	Terrell Smith, PAC	Sr.	571

REBOUNDS

Rk	Player, School	Year	No.
1.	Sam Willard, PAC	Sr.	552
2.	T.J. Robinson, LBSU	Jr.	517
3.	Joe Harden, UCD	Sr.	445
4.	Mark Payne, UCD	Sr.	423
5.	Eric Wise, UCI	Jr.	392
6.	Shawn Lewis, CP	Sr.	350
7.	Terrell Smith, PAC	Sr.	283
8.	James Nunnally, UCSB	Jr.	266
9.	Larry Anderson, LBSU	Jr.	263
	David Hanson, CP	Jr.	263

ASSISTS

Rk	Player, School	Year	No.
1.	Mark Payne, UCD	Sr.	352
2.	Casper Ware, LBSU	Jr.	281
3.	Justin Joyner, UCSB	Sr.	243
4.	Patrick Rembert, UCI	Sr.	193
5.	Larry Anderson, LBSU	Jr.	178

THREE-POINT FIELD GOALS MADE

Rk	Player, School	Year	No.
1.	Greg Plater, LBSU	Sr.	132
2.	Shawn Lewis, CP	Sr.	101
3.	Devon Peltier, LBSU	Sr.	76
4.	Demetrece Young, PAC	Sr.	71
5.	James Nunnally, UCSB	Jr.	68

BLOCKED SHOTS

Rk	Player, School	Year	No.
1.	Greg Somogyi, UCSB	Jr.	75
2.	Lenny Daniel, CSUN	Sr.	44
3.	Sam Willard, PAC	Sr.	39
4.	Eugene Phelps, LBSU	Jr.	36
5.	Mark Payne, UCD	Sr.	34
6.	Jaimé Serna, UCSB	Jr.	30
7.	Eric Wise, UCI	Jr.	26
8.	Shawn Lewis, CP	Sr.	26
9.	Joe Harden, UCD	Sr.	23
10.	Larry Anderson, LBSU	Jr.	20

STEALS

Rk	Player, School	Year	No.
1.	Mark Payne, UCD	Sr.	149
2.	Casper Ware, LBSU	Jr.	103
3.	Larry Anderson, LBSU	Jr.	96
4.	Justin Joyner, UCSB	Sr.	83
5.	Joe Harden, UCD	Sr.	75
6.	Shawn Lewis, CP	Sr.	68
7.	Will Brew, UCSB	Jr.	67
8.	Sam Willard, PAC	Sr.	63
9.	Eric Wise, UCI	Jr.	52
10.	Greg Plater, LBSU	Sr.	51

76 CLASSIC

ESPN AND 76 CLASSIC EXCEL AS TOURNEY TURNS FOUR

Big West Conference to host 3-day, 8-team bracketed college basketball tournament Nov. 25, 26 and 28 at the Anaheim Convention Center; Games to air on ESPN, ESPNU and ESPN2

The **76 CLASSIC** has quickly grown in stature and is recognized as one of the most prestigious college basketball tournaments in the nation. An impressive climb for sure in only the tournament's fourth year of existence. Highlight reel performances and nail-biting close games have become the norm as the event beckons the nation's best teams to the Anaheim Convention Center for a college basketball feast during Thanksgiving week.

“We’ve been to a number of events over the years and this is as well-run and welcoming as any that we’ve been to.”
- Arizona State head coach Herb Sendek

Just ask the coaches their thoughts on the quality of the 76 CLASSIC and there is no shortage of effusive praise. Scott Drew, the head coach at Baylor, which lost to Wake Forest in the 2008 **76 CLASSIC** final, offered these words. “Just wanted to say thanks to ESPN for running a first class tournament and we really enjoyed it out here,” said Drew of his Bears, which eventually reached the championship game of the 2009 National Invitation Tournament.

Echoed Arizona State's Herb Sendek, who brought future NBA first round draft pick and 2008 **76 CLASSIC** Most Outstanding Player James Harden to dazzle the crowd with a tournament record 40 points against UTEP, “The event has been fabulous. Everybody has been so welcoming and nice and it was a real honor for Arizona State to participate in the **76 CLASSIC**. We've been to a number of events over the years and this is as well-run and welcoming as any that we've been to.”

Formerly known as the Anaheim Classic—before ConocoPhillips, the parent company of 76, signed a multiyear agreement for the title sponsorship of the three-day, eight-team, bracketed college basketball tournament—the **76 CLASSIC** is dedicated to improve the Thanksgiving event with another generous dish of top notch hoops.



The majority of games in this ESPN owned and operated tournament will air on either ESPNU or ESPN2 this year. Flagship ESPN also televised one game from in year three, and the same option exists for year four. Coaches who have experienced the tournament's beginning couldn't be happier with the end result—and the future.

The talented 2010 field features five schools that played in the postseason last year. Murray State, Oklahoma State and UNLV played in the NCAA Tournament. Virginia Tech and Tulsa, which participated in the NIT, went a combined 48-22. Cal State Northridge, DePaul and Stanford also look to make a splash. (For bracket and other information, visit the official home of the **76 CLASSIC** at www.76classic.com.)

While the experience of playing in front of a national stage—with Disneyland in the back drop—is great for the athletes, coaches look at the impact an event like this can have on their program.

“This tournament has been really good for us,” said Saint Mary's head coach Randy Bennett, whose Gaels played in the 2008 event. “The experience we've gained playing against these good teams will help us down the road.”

Another sign of the event's growth is the presence of a title sponsor, something the folks at ESPN are thrilled about. “We are pleased to partner with ConocoPhillips and to have a leading brand such as 76 associated with this event,” said Pete Derzis, Senior Vice President and General Manager of ESPN Regional Television. “The partnership will greatly enhance our marketing efforts both regionally and nationally, allowing us to further develop the 76 Classic as a first-class experience for fans and all participants.”

Added Kelvin Covington, Manager Programs, of ConocoPhillips: “76 is excited to be a part of kicking off the collegiate basketball season by sponsoring the **76 CLASSIC**, which will feature some of the best collegiate teams representing excellent Division I Conferences. We are proud to associate the 76 brand with this great event.”

The Big West Conference again will serve as the host for the **76 CLASSIC** at the 7,800-seat Anaheim Convention Center, which will feature four games each day, with the two undefeated teams

competing in the championship game on ESPN2 on Nov. 28.

Not to be overlooked is how well an event like this showcases the players. USC's O.J. Mayo (No. 3, Minnesota Timberwolves, 2008), Arizona State's James Harden (No. 3, Oklahoma City Thunder, 2009), Wake Forest's Al-Farouq Aminu (No. 8, Los Angeles Clippers, 2009) and Butler's Gordon Hayward (No. 9, Utah Jazz, 2010) were all selected in the first round of the NBA Draft.

Tickets for the **76 CLASSIC** are available through Ticketmaster, online at www.Ticketmaster.com or by phone at (800) 745-3000. Packages include 12 games for \$90 or single-session tickets for \$20. Special travel package information can be found at www.GETTRAVEL.com. Additional information can be found on the **76 CLASSIC** website at www.76CLASSIC.com. For more information on Disneyland Resort, visit www.disneyland.com.

The nation's largest syndicator of collegiate sports programming, ESPN Regional Television (ERT) markets and/or owns several other sporting events, including five other 8-team, 3-day basketball events: the Old Spice Classic (Orlando, Fla.); Puerto Rico Tip-Off (San Juan); All-College Basketball Classic (Oklahoma City, OK); Charleston Classic (Charleston, SC) and the Hawaiian Airlines Diamond Head Classic (Honolulu, HI).

For more information on all ESPN-owned events, visit www.espnplus.com.

2007 TOURNAMENT FIELD

School	Conference
UC Irvine	Big West
Chattanooga	Southern
Miami (OH)	Mid-American
Mississippi State	Southeastern
USC	Pacific 10
San Diego	West Coast
South Alabama	Sun Belt
Southern Illinois	Missouri Valley

2008 TOURNAMENT FIELD

School	Conference
Cal State Fullerton	Big West
Arizona State	Pacific 10
Baylor	Big 12
Charlotte	Atlantic 10
Providence	Big East
Saint Mary's	West Coast
UTEP	Conference USA
Wake Forest	Atlantic Coast

2009 TOURNAMENT FIELD

School	Conference
Long Beach State	Big West
Butler	Missouri Valley
Clemson	Atlantic Coast
Minnesota	Big 10
Portland	West Coast
Texas A&M	Big 12
UCLA	Pacific 10
West Virginia	Big East

2010 TOURNAMENT FIELD

School	Conference
Cal State Northridge	Big West
DePaul	Big East
Murray State	Ohio Valley
Oklahoma State	Big 12
Stanford	Pacific 10
Tulsa	Conference USA
UNLV	Mountain West
Virginia Tech	Atlantic Coast

2010 76 CLASSIC SCHEDULE

Date	Time (ET/PT)	Game	Network
Thu., Nov. 25	2 pm/11 am	Virginia Tech vs. Cal State Northridge	ESPNU
	4:30 pm/1:30 pm	DePaul vs. Oklahoma State	ESPN2
	9:00 pm/6:00 pm	Murray State vs. Stanford	ESPNU
	11:30 pm/8:30 pm	Tulsa vs. UNLV	ESPN2
Fri., Nov. 26	2:30 pm/11:30 am	Game #5 (Game 1 vs. Game 2 winners)	ESPN/2
	5 pm/2 pm	Game #6 (Game 1 vs. Game 2 losers)	ESPNU
	9:30 pm/6:30 pm	Game #7 (Game 3 vs. Game 4 losers)	ESPNU
	11:30 pm/8:30 pm	Game #8 (Game 3 vs. Game 4 winners)	ESPNU
Sun., Nov. 28	1:30 pm/10:30 am	Game #9 (7th/8th Place)	ESPNU
	4 pm/1 pm	Game #10 (4th/6th Place)	ESPNU
	6 pm/3 pm	Game #11 (3rd/5th Place)	ESPNU
	9 pm/6 pm	Game #12 (Championship/2nd Place)	ESPN2

2010-11 BIG WEST MEN'S BASKETBALL

BRACKET BUSTERS



BRACKETBUSTERS

February 18-20, 2011

114 TEAMS ... 15 CONFERENCES ... 3 DAYS OF GREAT COLLEGE BASKETBALL ACTION!

A record total of 114 teams – representing 15 collegiate athletic conferences and one independent institution – will compete in the three-day event (February 18-20), with the entire BracketBusters slate of matchups to be announced in late January.

ESPN will televise 11 games on its national platforms, with six contests on ESPN2 and five more games on ESPNU over the weekend.

HOME TEAMS: Boston U, Stony Brook, Eastern Washington, Idaho State, Montana State, Portland State, High Point, Liberty, Presbyterian, UNC Asheville, Winthrop, **Cal Poly, Long Beach State, UC Davis, UC Santa Barbara**, Drexel, James Madison, Old Dominion, Towson, UNC Wilmington, William & Mary, Loyola (Ill.), Valparaiso, Wright State, Youngstown State, Fairfield, Marist, Niagara, Rider, Siena, Akron, Buffalo, Eastern Michigan, Northern Illinois, Toledo, Western Michigan, Morgan State, Drake, Indiana State, Northern Iowa, Southern Illinois, Wichita State, Murray State, Southeast Missouri State, Tennessee-Martin, Tennessee State, Tennessee Tech, College of Charleston, Western Carolina, Wofford, Oral Roberts, Fresno State, Louisiana Tech, Nevada, New Mexico State, San Jose State and Saint Mary's.

AWAY TEAMS: Maine, New Hampshire, Vermont, Montana, Northern Arizona, Northern Colorado, Sacramento State, Weber State, Charleston Southern, Gardner-Webb, Radford, Virginia Military Institute, **Cal State Fullerton, Cal State Northridge, Pacific, UC Irvine, UC Riverside**, Delaware, George Mason, Georgia State, Hofstra, Northeastern, Virginia Commonwealth, Cleveland State, Detroit, Green Bay, Milwaukee, Canisius, Iona, Loyola (Md.), Manhattan, Saint Peter's, Ball State, Bowling Green, Central Michigan, Kent State, Miami (Ohio), Ohio, Delaware State, Bradley, Creighton, Evansville, Illinois State, Missouri State, Austin Peay, Eastern Illinois, Eastern Kentucky, Jacksonville State, Morehead State, Appalachian State, Davidson, Boise State, Hawaii, Idaho, Utah State, Loyola Marymount and Seattle U.

ESPN2



BIG WEST BASKETBALL TOURNAMENT

36th Annual Big West Men's Basketball Tournament

March 10-12, 2011 • Honda Center • Anaheim, Calif.

The Big West Conference Men's and Women's Basketball Tournament moves to Honda Center for the 2011 event. Honda Center and the Big West have teamed up for "March Madness" and "The Road To The Final Four" on numerous occasions including men's basketball regionals in 1998, 2001 and 2003, and first and second round action in 2008. In addition, the Big West and Honda Center will host the 2011 NCAA Division I Men's Basketball Regional.

Eight of the nine men's teams advance to this season's tournament at Honda Center, March 10-12. Thursday's quarterfinal games will include seeds #1 vs. #8, #4 vs. #5, #2 vs. #7 and #3 vs. #6. The bracket will be reseeded for Friday's semifinals, pitting the highest remaining seeded team against the lowest remaining seeded team in one game. The other two quarterfinal winners will meet in the second semifinal. The men's championship game will tip off on Saturday, March 12 at 5 pm on ESPN2.

Thursday, March 10

Session 2

Seed #1

Game 5

12 pm PST

Seed #8

Seed #4

Game 6

*30 minutes after
end of Game 5

Seed #5

Seed #2

Game 7

6 pm PST

Seed #7

Seed #3

Game 8

*30 minutes after
end of Game 7

Seed #6

Friday, March 11

Session 4

Highest Remaining
Seeded Team

Game 11

6:30 pm PST
ESPNU

Lowest Remaining
Seeded Team

Other Session 2
Winner

Game 12

*30 minutes after
end of Game 11
ESPNU

Other Session 2
Winner

Saturday, March 12

Session 6

Game 14

5 pm
ESPN2

Tournament Champion



2011 MEN'S TOURNAMENT SCHEDULE

Thursday, March 10 - Quarterfinals - Session 2

Seed No. 1 vs. Seed No. 8 12 pm PST
*Seed No. 4 vs. Seed No. 5 *30 minutes after

Friday, March 11 - Semifinals (ESPNU) - Session 4

Highest Remaining Seeded Team vs. 6:30 pm PST
Lowest Remaining Seeded Team

*Other Session 2 Winners * 30 minutes after

Saturday, March 12 - Championship (ESPN2)

Championship Game 5:00 pm PST

*30 minutes after conclusion of the game in the previous session

2010-11 BIG WEST MEN'S BASKETBALL

CAL POLY MUSTANGS

QUICK FACTS

Location:.....San Luis Obispo, CA
 Enrollment: 19,325
 Founded: 1901
 Colors: Forest Green, Vegas Gold & Copper
 Nickname: Mustangs
 Arena (Capacity):Mott Gymnasium (3,032)

Interim President: Dr. Robert Glidden
 Athletic Director:.....Alison Cone
 Senior Woman Administrator: Barbara Martinez
 Men's Basketball SID: Chris Giovannetti
 Phone:(805) 756-7513
 Email Address:..... cgiovann@calpoly.edu
 Website Address:GoPoly.com

Head Coach: Joe Callero
 Career Record: 151-149 (11 years)
 Record at CP:..... 12-19 (1 year)
 Alma Mater:Central Washington (1986)
 Associate Head Coach:.....Mark Amaral
 Assistant Coach: Mitch Freeman
 Assistant Coach: Omar Lowery

Letterwinners Returning/Lost:..... 7/5
 Starters Returning/Lost:..... 3/2
 Newcomers: 3
 2009-10 Record: 12-19
 2009-10 Big West Record: 7-9 (6th)



HEAD COACH JOE CALLERO



2nd Season
Central Washington
(1986)

Career Record: 151-149 (.503)
CP Record: 12-19 (.387)

- Named head coach on April 3, 2009, becoming the fourth individual to lead the program since Cal Poly made the transition to Division I in 1994.
- Posted a 12-19 record in his first season with the Mustangs, including a win in the first round of the Big West Tournament, the program's first in three years.
- Improved Cal Poly's win total by five in his first season.
- Led Seattle University to a 21-8 mark in 2008-09 in the program's first year of transition back to the Division I level.
- Guided the Redhawks to four straight winning seasons, the first time in 36 years that had happened.
- Posted a 20-9 record in 2006-07, steering the Redhawks to a Great Northwest Athletic Conference championship and advancing to the NCAA Division II Tournament for the first time in 38 years.

Callero's Coaching Record

Year	School	W	L	Pct.
1999-00	Puget Sound	8	15	.348
2000-01	Puget Sound	14	10	.583
2001-02	Seattle University	6	23	.207
2002-03	Seattle University	16	11	.593
2003-04	Seattle University	9	18	.333
2004-05	Seattle University	11	16	.407
2005-06	Seattle University	16	11	.593
2006-07	Seattle University	20	9	.690
2007-08	Seattle University	18	9	.667
2008-09	Seattle University	21	8	.724
2009-10	Cal Poly	12	19	.387
Career Totals		151	149	.503

Coaching Experience: Head Coach, Highline CC, 1989-92...head coach, Summer HS, 1992-95...head coach, Highline CC, 1995-98...head coach, University of Puget Sound, 1998-2000...head coach, Seattle University, 2001-2009...head coach, Cal Poly, 2009-present.

All-Time Coaches

Years	Coach	W	L	Pct.
1927-30	A.P. Agosti	6	11	.353
1932-42	Howie O'Daniels	60	72	.455
1946-47	Bob Mott	4	13	.235
1947-66	Ed Jorgensen	246	220	.528
1966-69	Stu Chestnut	29	42	.408
1969-72	Neale Stoner	46	34	.575
1972-86	Ernie Wheeler	254	138	.648
1986-95	Steve Beason	107	122	.467
1995-2001	Jeff Schneider	70	84	.454
2001-09	Kevin Bromley	99	145	.406
2010-present	Joe Callero	12	19	.387

CAL POLY STAFF



Dr. Robert Glidden

Interim President



Alison Cone

Director of Athletics



Barbara Martinez

Senior Woman Administrator



Chris Giovannetti


Asst. Director of Media Relations

2010-11 ROSTER

NO.	PLAYER	POS	HT	WT	YR-EXP	HOMETOWN/LAST SCHOOL
2	Chris O'Brien	G	6-4	205	So.-RS	Irvine, CA/San Francisco
3	Maliik Love	G	6-3	205	Fr.-HS	Oceanside, CA/The Bishop's School
5	Jordan Lewis	F	6-5	215	Jr.-2V	San Rafael, CA/Terra Linda HS
12	Matt Titchenal	G	6-3	175	Jr.-2V	Sonoma, CA/Sonoma Valley HS
13	Dylan Royer	G	6-2	185	So.-1V	Los Osos, CA/Morro Bay HS
14	Ben Kelly	G/F	6-7	175	Fr.-CLUB	Melbourne, Australia/Xavier College
22	Drake U'u	G	6-5	210	So.-RS	Sacramento, CA/Hartford
23	Shawn Lewis	G	6-4	210	Sr.-3V	Oakland, CA/Bishop O'Dowd HS
24	Jamal Johnson	G	6-0	175	Fr.-HS	San Antonio, TX/Madison HS
33	Ben Eisenhardt	F	6-10	215	Fr.-RS	Bainbridge Island, WA/Bainbridge HS
34	David Hanson	F	6-5	195	Jr.-2V	Plymouth, MN/Maranatha Christian HS
44	Will Donahue	C	6-8	265	Jr.-1V	Gilbert, AZ/Phoenix College
52	Will Taylor	F	6-6	240	Sr.-1V	Williamsport, MD/Hagerstown College
55	Ryan Pembleton	C	6-10	210	Fr.-RS	Frisco, TX/Frisco HS

CAL POLY MUSTANGS

MUSTANG PLAYERS TO WATCH



SHAWN LEWIS

6-4 / 210 / Senior
Oakland, Calif.
Bishop O'Dowd HS

#23

- Top returning Mustang scorer at 11.8 points per game, which also ranked No. 14 in the Big West.

- Tallied ninth-best free throw percentage in the Big West at 72.7% (101 of 139).

- Needs 174 points to reach the 1,000-point mark for his career.
- Recorded team-high 16 blocked shots in 2009-10.
- Notched double-digit points in 18 games last season, including a season-high 26 points against UC Irvine.

CAREER STATS

Season	GP-GS	FG%	FT%	PTS	PPG	REB	RPG
2007-08	27-5	39.6	70.6	131	4.9	60	2.2
2008-09	28-28	40.1	75.0	328	11.7	141	5.0
2009-10	31-27	40.3	72.7	367	11.8	149	4.8
Career	86-60	40.1	73.0	826	9.6	350	4.1



DAVID HANSON

6-5 / 195 / Junior
Plymouth, Minn.
Maranatha Christian HS

#34

- Earned All-Big West Honorable Mention in 2009-10

- Started final 13 games of last season and finished as team's fourth-leading scorer at 10.5 points per game.

- Knocked in 31 three-pointers for fourth-highest total on squad.
- Scored season-high 26 points in double overtime win at UC Riverside on Feb. 13.
- Averaged 5.5 rebounds per game, second-best on the team.

CAREER STATS

Season	GP-GS	FG%	FT%	PTS	PPG	REB	RPG
2008-09	28-0	38.3	53.8	98	3.5	92	3.3
2009-10	31-13	42.3	65.6	326	10.5	171	5.5
Career	59-13	41.2	64.1	424	7.2	263	4.5

2010-11 SCHEDULE

Date	Day	Opponent	Time
11/6	Sat.	#CAL STATE EAST BAY	7:00 pm
11/14	Sun.	at Seattle	5:00 pm
11/18	Thr.	CAL STATE MONTEREY BAY	7:00 pm
11/21	Sun.	at Montana State	6:00 pm
11/24	Wed.	LOYOLA MARYMOUNT	7:00 pm
11/27	Sat.	at Sacramento State	7:00 pm
12/1	Wed.	HAWAII	7:00 pm
12/4	Sat.	at Loyola Marymount	7:00 pm
12/11	Sat.	at UCLA (PRIME)	5:00 pm
12/13	Mon.	at San Diego State	7:00 pm
12/18	Sat.	at California	7:00 pm
12/21	Tue.	at Pepperdine	7:00 pm
12/30	Thr.	*LONG BEACH STATE	7:00 pm
1/6	Thr.	*at Pacific	7:00 pm
1/8	Sat.	*at UC Davis	7:00 pm
1/13	Thr.	*CAL STATE FULLERTON	7:00 pm
1/15	Sat.	*UC IRVINE	7:00 pm
1/20	Thr.	*at UC Riverside	7:00 pm
1/22	Sat.	*at Cal State Northridge (PRIME)	1:00 pm
1/27	Thr.	*UC SANTA BARBARA	7:00 pm
1/29	Sat.	at Cal State Bakersfield	7:00 pm
2/3	Thr.	*UC DAVIS	7:00 pm
2/5	Sat.	*PACIFIC	7:00 pm
2/10	Thr.	*at UC Irvine	7:05 pm
2/12	Sat.	*UC RIVERSIDE	7:00 pm
2/16	Wed.	*CAL STATE NORTHRIDGE	7:00 pm
2/19	Sat.	BRACKET BUSTERS	TBA
2/24	Thr.	*at Long Beach State	7:00 pm
2/26	Sat.	*at Cal State Fullerton	6:05 pm
3/5	Sat.	*at UC Santa Barbara	7:05 pm
3/10-12	Thr.-Sat.	Big West Tournament (Anaheim, CA)	TBA

#Exhibition
*Big West game
Home games in **bold CAPS**
All Times are Pacific

2009-10 RESULTS (12-19, 7-9)

Date	Opponent	Score	High Scorer(s)
11/13	at San Francisco	L, 62-73	J. Lewis (10)
11/15	at Stanford	L, 53-70	Keeler (15)
11/21	at Portland State	L, 83-92	Keeler (20)
11/23	at Saint Mary's	L, 67-92	J. Lewis (14)
11/28	at Arkansas-Little Rock	L, 62-71	Keeler (20)
12/3	Seattle University	W, 85-74	J. Lewis (15)
12/5	Pepperdine	W, 83-77	S. Lewis (22)
12/15	at South Dakota State	W, 73-66	Keeler (21)
12/16	at Wisconsin	L, 42-90	S. Lewis (10)
12/21	Montana State	L, 72-76	Donahue (19)
12/31	at Cal State Bakersfield	L, 63-70	Keeler (17)
1/4	*at UC Irvine	W, 95-81	Keeler (38)
1/8	*Pacific	L, 63-73	Keeler (18)
1/10	*UC Davis	W, 72-69	Keeler (22)
1/14	*at Cal State Fullerton	L, 54-68	Keeler (13)
1/16	*at Long Beach State	W, 90-79	Hanson (22)
1/21	*UC Riverside	W, 67-65	S. Lewis (16)
1/23	*Cal State Northridge	W, 73-72	Keeler (23)
1/28	*at UC Santa Barbara	L, 57-80	Keeler (20)
1/30	Cal State Bakersfield	L, 53-57	Hanson (17)
2/4	*at UC Davis	L, 63-83	Keeler (30)
2/6	*at Pacific	L, 61-67	S. Lewis (16)
2/11	*Long Beach State	L, 72-78	Hanson (19)
2/13	*at UC Riverside	••W, 87-84	Hanson (26)
2/17	*at Cal State Northridge (FSNW)	L, 68-73	Keeler (23)
2/20	at Hawai'i	W, 102-89	Keeler (31)
2/24	*Cal State Fullerton (FSNW)	L, 68-70	S. Lewis (19)
2/27	*UC Santa Barbara	W, 60-57	Anderson (15)
3/6	*UC Irvine	•L, 84-91	S. Lewis (26)
3/10	=vs. UC Irvine	W, 73-69	Keeler (27)
3/11	=vs. Long Beach State	L, 69-79	J. Lewis (14)

*Big West game
Home games in **bold**
=Big West Tournament (Anaheim, CA)

• Overtime

CAL POLY MUSTANGS

2009-10 OVERALL STATISTICS

No.	Player	G-GS	Min - Avg	FG-FGA	Pct	3P-3PA	Pct	FT-FTA	Pct	Off-Def	Tot- Avg	PF-FO	AT	TO	BS	ST	Pts - Avg	
12	Lorenzo Keeler	31-31	1028-33.2	141-388	.363	56-191	.293	163-189	.862	15-70	85-2.7	61-1	84	79	2	13	501-16.2	
23	Shawn Lewis	31-27	857-27.6	117-290	.403	32-88	.364	101-139	.727	33-116	149-4.8	82-1	75	77	16	25	367-11.8	
44	Will Donahue	10-10	301-30.1	46-69	.667	0-0	.000	26-43	.605	23-65	88-8.8	35-1	10	17	7	5	118-11.8	
34	David Hanson	31-13	847-27.3	118-279	.423	31-112	.277	59-90	.656	63-108	171-5.5	70-1	44	48	8	20	326-10.5	
35	Kyle Odister	31-16	621-20.0	85-200	.425	45-99	.455	28-36	.778	19-31	50-1.6	70-5	51	44	1	24	243-7.8	
05	Jordan Lewis	31-22	753-24.3	84-167	.503	7-22	.318	28-37	.757	43-48	91-2.9	99-4	31	35	14	17	203-6.5	
25	Will Taylor	31-19	521-16.8	59-132	.447	0-1	.000	35-65	.538	66-90	156-5.0	106-5	15	33	8	28	153-4.9	
04	Justin Brown	22-4	377-17.1	30-95	.316	9-26	.346	39-55	.709	4-18	22-1.0	38-1	22	38	0	16	108-4.9	
21	Charles Anderson	31-10	576-18.6	36-106	.340	23-70	.329	10-16	.625	24-37	61-2.0	52-1	21	18	4	15	105-3.4	
52	Ryan Darling	26-3	340-13.1	19-34	.559	0-0	.000	5-8	.625	33-59	92-3.5	58-2	7	13	13	7	43-1.7	
13	Dylan Royer	15-0	48-3.2	3-9	.333	3-7	.429	0-0	.000	1-2	3-0.2	10-0	2	7	0	1	9-0.6	
03	Matt Titchenal	2-0	4-2.0	0-1	.000	0-0	.000	0-0	.000	1-0	1-0.5	1-0	2	1	0	0	0-0.0	
TEAM											59-72	131-4.2	1	7				
CAL POLY		31	6275	738-1770	.417	206-616	.334	494-678	.729	384-716	1100-35.5	683-22	364	417	73	171	2176-70.2	
Opponents		31	6275	746-1637	.456	207-562	.368	636-886	.718	309-743	1052-33.9	551-12	428	383	105	177	2335-75.3	

2009-10 CONFERENCE STATISTICS

No.	Player	G-GS	Min - Avg	FG-FGA	Pct	3P-3PA	Pct	FT-FTA	Pct	Off-Def	Tot- Avg	PF-FO	AT	TO	BS	ST	Pts - Avg	
12	Lorenzo Keeler	16-16	572-35.8	84-222	.378	38-115	.330	83-100	.830	7-46	53-3.3	32-1	49	41	1	8	289-18.1	
23	Shawn Lewis	16-15	457-28.6	65-148	.439	23-53	.434	68-92	.739	20-64	84-5.3	45-1	47	47	5	13	221-13.8	
34	David Hanson	16-8	498-31.1	76-175	.434	21-71	.296	32-50	.640	37-67	104-6.5	38-1	24	21	7	12	205-12.8	
35	Kyle Odister	16-8	318-19.9	42-101	.416	22-50	.440	11-14	.786	12-17	29-1.8	31-2	25	27	1	12	117-7.3	
05	Jordan Lewis	16-10	381-23.8	36-83	.434	5-17	.294	8-11	.727	22-26	48-3.0	52-2	17	18	8	11	85-5.3	
04	Justin Brown	10-0	165-16.5	13-33	.394	2-8	.250	25-35	.714	2-8	10-1.0	10-0	13	16	0	5	53-5.3	
25	Will Taylor	16-14	302-18.9	26-56	.464	0-0	.000	16-34	.471	32-42	74-4.6	63-4	6	17	4	18	68-4.3	
21	Charles Anderson	16-7	313-19.6	21-59	.356	14-43	.326	3-6	.500	15-20	35-2.2	31-0	9	6	1	7	59-3.7	
52	Ryan Darling	16-2	244-15.3	13-23	.565	0-0	.000	5-6	.833	19-40	59-3.7	41-2	5	10	12	6	31-1.9	
13	Dylan Royer	9-0	25-2.8	2-5	.400	2-4	.500	0-0	.000	1-1	2-0.2	8-0	2	3	0	1	6-0.7	
TEAM											30-42	72-4.5	1	6				
CAL POLY		16	3275	378-905	.418	127-361	.352	251-348	.721	197-373	570-35.6	352-13	197	212	39	93	1134-70.9	
Opponents		16	3275	371-843	.440	112-310	.361	336-465	.723	171-383	554-34.6	282-4	227	192	57	94	1190-74.4	

RETURNEE CAREER STATS (Two Year Experience Min.)

Player	G-GS	Min - Avg	FG-FGA	Pct	3P-3PA	Pct	FT-FTA	Pct	Off-Def	Tot- Avg	PF-FD	AT	TO	BS	ST	Pts - Avg
David Hanson	59-13	1254-21.3	159-386	.412	40-148	.270	66-103	.641	95-168	263-4.5	99-1	53	55	9	34	424-7.2
Jordan Lewis	38-22	786-20.7	85-175	.486	7-22	.318	31-45	.689	46-52	98-2.6	107-4	35	39	14	19	208-5.5
Shawn Lewis	86-60	2073-24.1	276-688	.401	101-278	.363	173-237	.730	84-266	350-4.1	175-2	121	149	26	68	826-9.6
Matt Titchenal	4-0	10-2.5	2-3	.667	0-0	.000	0-0	.000	1-2	3-0.8	1-0	3	1	0	0	4-1.0

CAL STATE FULLERTON TITANS

QUICK FACTS

Location:..... Fullerton, CA
 Enrollment: 36,000
 Founded: 1957
 Colors: Navy, Orange & White
 Nickname: Titans
 Arena (Capacity): Titan Gym (4,000)

President: Dr. Milton A. Gordon
 Athletic Director: Brian Quinn
 Senior Woman Administrator: Julie Bowse
 Men's Basketball SID: Mel Franks
 Phone: (657) 278-3970
 Email Address: mfranks@fullerton.edu
 Website Address: fullertontitans.com

Head Coach: Bob Burton
 Career Record: 123-92 (7 years)
 Record at CSF: 123-92 (7 years)
 Alma Mater: Fresno State (1968)
 Associate Head Coach: Andy Newman
 Assistant Coach: Julius Hicks
 Assistant Coach: Scott Waterman

Letterwinners Returning/Lost: 4/7
 Starters Returning/Lost: 1/4
 Newcomers: 9
 2009-10 Record: 16-15
 2009-10 Big West Record: 8-8 (t-3rd)



HEAD COACH BOB BURTON

8th Season
Fresno State (1968)

Career Record: 123-92 (.572)
CSF Record: 123-92 (.572)



- Has led Cal State Fullerton to five winning seasons in his seven years as head coach.
- His 123 victories mark the most of any CSF coach at the Division I level.
- Guided the Titans to their first NCAA Tournament appearance in 30 years, earning the Big West automatic bid as the conference tournament champion in 2008.
- Set the school's single-season record for wins with a 24-9 mark in 2007-08.
- Named NABC District 15 Coach of the Year to cap off 2007-08 season.
- Became first CSF coach to lead school to back-to-back 20-win seasons (24-9 in 2007-08, 20-10 in 2006-07).
- Led the Titans to a 21-11 record and a 2-1 road performance in the postseason NIT in 2004-05.
- Instituted high-scoring offense that ranked fifth in the nation in scoring (82.1 ppg) in 2006-07.

Burton's Coaching Record

Year	School	W	L	Pct.
2003-04	Cal State Fullerton	11	17	.393
2004-05	Cal State Fullerton	21	11	.656
2005-06	Cal State Fullerton	16	13	.552
2006-07	Cal State Fullerton	20	10	.667
2007-08	Cal State Fullerton	24	9	.727
2008-09	Cal State Fullerton	15	17	.469
2009-10	Cal State Fullerton	16	15	.516
Career Totals		123	92	.572

Coaching Experience: Assistant Coach, Cal Poly, 1968-69...assistant coach, Leigh High School, 1970-71...assistant coach, Westmont High School, 1971-72...head coach, Willow Glen High School, 1972-80...head coach, West Valley Community College, 1980-86 & 1987-02...assistant coach, Utah, 1986-87...assistant coach, Fresno State, 2002-03...head coach, Cal State Fullerton, 2003-present.

All-Time Coaches

Years	Coach	W	L	Pct.
1960-72	Alex Omalev	139	176	.441
1972-73	Moe Radovich	9	17	.346
1973-80	Bobby Dye	109	78	.583
1980-88	George McQuann	122	117	.510
1988-92	John Sneed	55	59	.482
1992-94	Brad Holland	23	31	.426
1994-2000	Bob Hawking	59	103	.364
2000-03	Donny Daniels	20	64	.238
2003-Present	Bob Burton	123	92	.572

CAL STATE FULLERTON STAFF



Dr. Milton Gordon

President




Brian Quinn

Director of Athletics



Julie Bowse

Senior Woman Administrator



Mel Franks


Associate AD/
Media Relations

2010-11 ROSTER

NO.	PLAYER	POS	HT	WT	YR-EXP	HOMETOWN/LAST SCHOOL
0	Andre Hardy	F	6-6	230	Jr.-RS	San Diego, CA/Oral Roberts
3	Devon Peltier	G	5-11	185	Sr.-1V	St. Thomas, V.I./Missouri State-West Plains
11	Roger Guardia	G	6-4	185	Sr.-JC	Barcelona, Spain/Cuesta JC
12	Jer'Vaughn Johnson	F	6-6	240	Sr.-1V	Compton, CA/San Diego State
13	Isiah Umipig	G	6-1	180	Fr.-HS	Federal Way, WA/Federal Way HS
14	Orlando Brown	G	6-1	175	Jr.-JC	Stringville, OK/Connors State JC
15	Orane Chin	F	6-7	195	Jr.-1V	Miramar, FL/South Florida
21	Perry Webster	G	6-1	195	Jr.-JC	Mission Viejo, CA/Saddleback JC
22	Abraham Granados	G	5-9	175	Fr.-RS	Santa Ana, CA/Santa Ana HS
32	Eric Williams	G	6-3	185	Sr.-1V	Ontario, CA/Orange Coast CC
33	Sedric Martin	F	6-6	255	Jr.-JC	Austin, TX/New Mexico Military Institute
42	Chris Collins	G	6-4	185	Fr.-HS	Diamond Bar, CA/Chino Hills HS
45	Steve Jurich	F	6-7	230	Jr.-JC	Scottsdale, AZ/Scottsdale JC

CAL STATE FULLERTON TITANS

TITAN PLAYERS TO WATCH



DEVON PELTIER

5-11 / 185 / Senior
St. Thomas, V.I.
Missouri State-West Plains

#3

- Made 76 three-pointers to rank third in the Big West in 2009-10.
- Turned in fifth-best three-point field goal percentage in conference, hitting 42.0% (76 of 181) from distance.

- Averaged 10.1 points per game while playing just slightly over 22 minutes a contest.
- Scored career-high 23 points versus Cal State Northridge.
- Had 25 steals for fifth-highest total on Titans.

CAREER STATS

Season	GP-GS	FG%	FT%	PTS	PPG	REB	RPG
2009-10	31-2	40.2	81.3	313	10.1	48	1.5
Career	31-2	40.2	81.3	313	10.1	48	1.5



JER'VAUGHN JOHNSON

6-6 / 240 / Senior
Compton, Calif.
San Diego State

#12

- Captured All-Big West Honorable Mention recognition in 2009-10.

- Started all 31 games and finished third on the team in scoring (11.2 ppg).
- Ranked seventh in the Big West in rebounding with 6.5 per game.
- Needs to stay out of foul trouble after fouling out of a league-high 12 games last season.
- Posted ninth-best field goal percentage (.476) in the Big West.

CAREER STATS

Season	GP-GS	FG%	FT%	PTS	PPG	REB	RPG
2009-10	31-31	47.6	65.8	350	11.3	201	6.5
Career	31-31	47.6	65.8	350	11.3	201	6.5

2010-11 SCHEDULE

Date	Day	Opponent	Time
11/6	Sat.	#CAL STATE LOS ANGELES	7:05 pm
11/12	Fri.	^vs. Central Michigan	11:30 pm
11/13	Sat.	^at Hawaii	9:00 pm
11/15	Mon.	^vs. Montana State	7:00 pm
11/21	Sun.	at San Diego	4:30 pm
11/24	Wed.	at USC	7:30 pm
11/27	Sat.	CAL STATE BAKERSFIELD	6:05 pm
11/30	Tue.	at Montana	6:00 pm
12/4	Sat.	SAN DIEGO	6:05 pm
12/8	Wed.	at Arizona (Fox College Sports)	5:30 pm
12/12	Sun.	at Portland State	2:00 pm
12/18	Sat.	OCCIDENTAL	6:05 pm
12/22	Wed.	MONTANA	7:05 pm
12/28	Tue.	*UC DAVIS	7:05 pm
12/30	Thr.	*PACIFIC	7:05 pm
1/5	Wed.	*at UC Irvine	7:05 pm
1/8	Sat.	*at UC Riverside (PRIME)	7:30 pm
1/13	Thr.	*at Cal Poly	7:00 pm
1/15	Sat.	*at Cal State Northridge	7:05 pm
1/19	Wed.	*LONG BEACH STATE	7:05 pm
1/22	Sat.	*UC SANTA BARBARA	6:05 pm
1/25	Tue.	at Cal State Bakersfield	7:00 pm
1/29	Sat.	*at Long Beach State (FS WEST)	7:30 pm
2/3	Thr.	*UC IRVINE	7:05 pm
2/5	Sat.	*UC RIVERSIDE	6:05 pm
2/10	Thr.	*CAL STATE NORTHRIDGE	7:05 pm
2/16	Wed.	*at UC Santa Barbara	7:05 pm
2/19	Sat.	at Bracket Busters	TBA
2/26	Sat.	*CAL POLY	6:05 pm
3/3	Thr.	*at Pacific	7:00 pm
3/5	Sat.	*at UC Davis	7:00 pm
3/10-12	Thr.-Sat.	Big West Tournament (Anaheim, CA)	TBA

#Exhibition

^Outrigger Hotels Rainbow Classic (Honolulu, HI)

*Big West game

Home games in **bold** CAPS

All Times are Pacific

2009-10 RESULTS (16-15, 8-8)

Date	Opponent	Score	High Scorer(s)
11/14	Hope International	W, 93-57	Chin (18)
11/16	at UCLA (ESPN)	••W, 68-65	Thompson (22)
11/24	New Mexico State	W, 84-73	Thompson (22)
12/4	+vs. Central Arkansas	L, 49-69	Webster, Peltier (8)
12/5	+at Stephen F. Austin	L, 61-62	Johnson (13)
12/9	at San Diego State	L, 68-82	Johnson (19)
12/12	Occidental	W, 97-59	Peltier (21)
12/21	^vs. Weber State	L, 71-82	Streeter (21)
12/22	^at Utah State	L, 60-83	Chin (15)
12/23	^vs. Morehead State	L, 62-69	Peltier (15)
12/28	Cal State Bakersfield	W, 77-70	Streeter (23)
1/2	*at UC Davis	L, 63-67	Anderson (13)
1/7	*Long Beach State	W, 85-75	Anderson (22)
1/9	*at UC Riverside (FSNW)	W, 69-56	Thompson (17)
1/14	*Cal Poly	W, 68-54	Anderson (20)
1/16	*Cal State Northridge	L, 72-78	Peltier (23)
1/21	*at Pacific	L, 73-80	Thompson, Chin (16)
1/23	*at UC Santa Barbara	•L, 80-85	Johnson (22)
1/26	at Cal State Bakersfield	•W, 92-84	Thompson (24)
1/30	*UC Irvine	W, 74-68	Chin (23)
2/4	*at Long Beach State (ESPNU)	•W, 81-75	Thompson (23)
2/6	*UC Riverside	L, 59-76	Thompson (16)
2/10	*at UC Irvine	W, 72-61	Anderson (19)
2/13	*at Cal State Northridge	•••W, 113-112	Anderson (25)
2/17	*UC Santa Barbara	L, 65-73	Thompson, Anderson, Chin (14)
2/20	SIU-Edwardsville	W, 78-74	Anderson, Streeter (20)
2/24	*at Cal Poly (FSNW)	W, 70-68	Streeter (21)
3/4	*Pacific (ESPNU)	L, 64-70	Johnson (18)
3/6	*UC Davis	•L, 86-92	Anderson, Streeter (23)
3/10	=vs. Cal State Northridge	W, 84-76	Johnson (20)
3/11	=vs. UC Davis	L, 65-68	Anderson (17)

*Big West game

+Etech Lumberjack Classic (Nacogdoches, TX)

^Basketball Travelers Tournament (Logan, UT)

=Big West Tournament (Anaheim, CA)

Home games in **bold**

• Overtime

CAL STATE FULLERTON TITANS

2009-10 OVERALL STATISTICS

No.	Player	G-GS	Min - Avg	FG-FGA	Pct	3P-3PA	Pct	FT-FTA	Pct	Off-Def	Tot- Avg	PF-FO	AT	TO	BS	ST	Pts - Avg		
05	Gerard Anderson	31-31	924-29.8	125-252	.496	7-32	.219	115-160	.719	39-149	188-6.1	89-3	81	98	12	27	372-12.0		
11	Jacques Streeter	31-31	1081-34.9	115-309	.372	49-165	.297	87-126	.690	17-77	94-3.0	63-3	147	72	2	26	366-11.8		
12	Jer'Vaughn Johnson	31-31	920-29.7	131-275	.476	11-41	.268	77-117	.658	62-139	201-6.5	123-11	29	66	12	27	350-11.3		
00	Aaron Thompson	31-28	1001-32.3	117-239	.490	47-102	.461	65-92	.707	46-139	185-6.0	75-4	71	78	23	34	346-11.2		
03	Devon Peltier	31-2	692-22.3	99-246	.402	76-181	.420	39-48	.813	12-36	48-1.5	52-0	23	23	1	25	313-10.1		
15	Orane Chin	31-2	584-18.8	83-188	.441	14-53	.264	49-68	.721	36-77	113-3.6	57-1	23	38	15	9	229-7.4		
13	Bryce Webster	31-30	727-23.5	85-144	.590	0-0	.000	49-64	.766	59-92	151-4.9	77-6	8	33	21	9	219-7.1		
21	Robbie Robinson	7-0	45-6.4	6-16	.375	1-8	.125	0-0	.000	6-2	8-1.1	9-0	6	4	0	1	13-1.9		
33	Ray Miller	12-0	73-6.1	7-14	.500	0-0	.000	7-12	.583	5-8	13-1.1	8-0	1	3	6	2	21-1.8		
24	Eric Williams	25-0	117-4.7	10-25	.400	3-7	.429	18-21	.857	5-6	11-0.4	26-0	15	8	0	6	41-1.6		
14	Jamel McGuire	16-0	118-7.4	6-19	.316	0-2	.000	6-10	.600	1-13	14-0.9	17-0	15	17	0	5	18-1.1		
42	Papa Guisse	13-0	116-8.9	5-18	.278	0-1	.000	2-2	1.000	5-12	17-1.3	15-0	2	6	5	3	12-0.9		
22	Frank Granados	4-0	27-6.8	1-9	.111	1-6	.167	0-0	.000	1-3	4-1.0	2-0	0	0	1	1	3-0.8		
TEAM											29-65	94-3.1						7	
CAL STATE FULLERTON			31	6425	790-1754	.450	209-598	.349	514-720	.714	323-818	1141-36.8	613-28	421	453	98	175	2303-74.3	
Opponents			31	6425	791-1850	.428	195-556	.351	486-714	.681	368-766	1134-36.6	587-17	385	407	82	181	2263-73.0	

2009-10 CONFERENCE STATISTICS

No.	Player	G-GS	Min - Avg	FG-FGA	Pct	3P-3PA	Pct	FT-FTA	Pct	Off-Def	Tot- Avg	PF-FO	AT	TO	BS	ST	Pts - Avg		
05	Gerard Anderson	16-16	521-32.6	75-142	.528	7-24	.292	78-102	.765	21-83	104-6.5	51-1	38	63	9	12	235-14.7		
11	Jacques Streeter	16-16	614-38.4	59-167	.353	28-90	.311	47-71	.662	10-40	50-3.1	36-3	81	39	1	17	193-12.1		
00	Aaron Thompson	16-15	582-36.4	60-129	.465	26-61	.426	38-58	.655	26-82	108-6.8	46-4	42	44	16	18	184-11.5		
12	Jer'Vaughn Johnson	16-16	476-29.8	67-145	.462	6-24	.250	36-61	.590	33-70	103-6.4	64-6	15	35	8	16	176-11.0		
03	Devon Peltier	16-1	378-23.6	48-127	.378	41-99	.414	28-34	.824	8-23	31-1.9	22-0	16	11	0	10	165-10.3		
13	Bryce Webster	16-15	400-25.0	43-74	.581	0-0	.000	28-40	.700	27-46	73-4.6	39-3	3	10	7	6	114-7.1		
15	Orane Chin	16-1	272-17.0	37-84	.440	3-15	.200	30-40	.750	23-33	56-3.5	30-1	5	14	9	3	107-6.7		
24	Eric Williams	14-0	53-3.8	2-8	.250	0-1	.000	11-13	.846	4-2	6-0.4	12-0	7	4	0	3	15-1.1		
14	Jamel McGuire	6-0	19-3.2	0-0	.000	0-0	.000	3-6	.500	0-2	2-0.3	6-0	0	5	0	1	3-0.5		
42	Papa Guisse	4-0	17-4.3	1-4	.250	0-0	.000	0-0	.000	1-0	1-0.3	3-0	0	3	1	0	2-0.5		
21	Robbie Robinson	1-0	0-0.0	0-0	.000	0-0	.000	0-0	.000	1-0	1-1.0	0-0	0	0	0	0	0-0.0		
33	Ray Miller	4-0	16-4.0	0-1	.000	0-0	.000	0-4	.000	2-2	4-1.0	0-0	0	2	0	0	0-0.0		
22	Frank Granados	1-0	2-2.0	0-0	.000	0-0	.000	0-0	.000	0-0	0-0.0	0-0	0	0	0	0	0-0.0		
TEAM											18-33	51-3.4						4	
CAL STATE FULLERTON			16	3350	392-881	.445	111-314	.354	299-429	.697	174-416	590-36.9	309-18	207	234	51	86	1194-74.6	
Opponents			16	3350	417-948	.440	102-271	.376	254-370	.686	177-395	572-35.8	333-14	204	205	43	95	1190-74.4	

RETURNEE CAREER STATS (Two Year Experience Min.)

Player	G-GS	Min - Avg	FG-FGA	Pct	3P-3PA	Pct	FT-FTA	Pct	Off-Def	Tot- Avg	PF-FD	AT	TO	BS	ST	Pts - Avg
No returning two-or three-year letterwinners in 2009-10																

CAL STATE NORTHRIDGE MATADORS

QUICK FACTS

Location:..... Northridge, CA
 Enrollment: 34,500
 Founded: 1958
 Colors: Red, White & Black
 Nickname: Matadors
 Arena (Capacity): The Matadome (1,600)

President: Dr. Jolene Koester
 Athletic Director: Rick Mazzuto
 Senior Woman Administrator: Janet Pinneau
 Men's Basketball SID: Bob Vazquez
 Phone: (818) 677-2313
 Email Address: bobbyv@csun.edu
 Website Address: gommatadors.com

Head Coach: Bobby Braswell
 Career Record: 216-202 (14 years)
 Record at CSUN: 216-202 (14 years)
 Alma Mater: Cal State Northridge (1985)
 Assistant Coach: Bob Lowe
 Assistant Coach: Jay Morris
 Assistant Coach: Danny Sprinkle

Letterwinners Returning/Lost: 7/8
 Starters Returning/Lost: 1/4
 Newcomers: 10
 2009-10 Record: 11-21
 2009-10 Big West Record: 6-10 (7th)



HEAD COACH BOBBY BRASWELL

15th Season
Cal State Northridge
(1985)

Career Record: 216-202 (.517)
CSUN Record: 216-202 (.517)



Braswell's Coaching Record

Year	School	W	L	Pct.
1996-97	Cal State Northridge	14	15	.483
1997-98	Cal State Northridge	12	16	.429
1998-99	Cal State Northridge	17	12	.586
1999-00	Cal State Northridge	20	10	.667
2000-01	Cal State Northridge	22	10	.688
2001-02	Cal State Northridge	12	16	.429
2002-03	Cal State Northridge	14	15	.483
2003-04	Cal State Northridge	14	16	.467
2004-05	Cal State Northridge	18	13	.581
2005-06	Cal State Northridge	11	17	.393
2006-07	Cal State Northridge	14	17	.452
2007-08	Cal State Northridge	20	10	.667
2008-09	Cal State Northridge	17	14	.548
2009-10	Cal State Northridge	11	21	.344
Career Totals		216	202	.517

All-Time Coaches

Years	Coach	W	L	Pct.
1958-63	Paul Thomas	33	97	.254
1963-71	Jerry Ball	104	101	.507
1971-96	Pete Cassidy	335	336	.499
1996-present	Bobby Braswell	216	202	.517

2010-11 ROSTER

NO.	PLAYER	POS	HT	WT	YR-EXP	HOMETOWN/LAST SCHOOL
0	Josh Greene	G	6-0	175	Fr.-HS	Lakeview Terrace, CA/Community Charter HS
2	Rashaun McLemore	G/F	6-5	205	Sr.-1V	Richmond, VA/Frank Phillips JC
3	Aqeel Quinn	G	6-4	190	Fr.-HS	Lawndale, CA/Leuzinger HS
4	Frankie Eteuati	F	6-10	185	Fr.-HS	Los Angeles, CA/Cathedral HS
5	Lenny Daniel	F	6-8	205	Sr.-1V	Richmond, VA/Coffeyville JC
10	Dathan Lyles	G	5-11	175	Sr.-1V	Lima, OH/Salt Lake CC
11	Vinnie McGhee	G	5-10	165	Jr.-1V	Oakland, CA/Sacramento State
12	Thomas Jacobs	F	6-7	205	Fr.-HS	San Diego, CA/Scripps Ranch HS
14	Lonnie Watson	G/F	6-4	190	Fr.-HS	Paso Robles, CA/Paso Robles HS
20	Stephan Hicks	G/F	6-5	180	Fr.-HS	Thousand Oaks, CA/National College Prep
21	Raymond Cody	G	6-5	190	Sr.-1V	Lancaster, CA/Antelope Valley HS
22	Aaron Henson	F	6-6	230	Sr.-1V	Corona, CA/Antelope Valley College
24	Allen Jiles IV	G/F	6-4	190	Fr.-HS	Los Angeles, CA/Lynwood HS
25	Bryce Smith	G/F	6-5	205	So.-RS	Woodland Hills, CA/Taft HS
33	Jordan Mitchell	F	6-8	185	Fr.-HS	Gardena, CA/Junipero Serra HS
42	Michael Lizarraga	F	6-7	230	Sr.-3V	Dixon, CA/California School for the Deaf
43	John Hayward-Mayhew	F	6-8	220	Jr.-JC	Eugene, OR/Salt Lake CC

- Led the Matadors to their first NCAA Tournament appearance as a Big West member in 2009.
- Guided CSUN to back-to-back Big West regular season championships. The Matadors were three-way champions in 2008 and won the title outright in 2009.
- Captured the 2008 and 2009 Big West Coach of the Year honors.
- Reached 200 win plateau with 77-64 win against UC Riverside on February 14, 2009.
- Has led CSUN to three 20-win seasons.
- Owns highest career winning percentage (.517) in CSUN history.
- Led Cal State Northridge to the title game of the 2004 Big West Tournament.
- Was named the 2001 Big Sky Coach of the Year.
- Guided the Matadors to their first NCAA Tournament on the Division I level in 2000-01 and finished the year with a 22-10 record.

Coaching Experience: Head Coach, Cleveland High School, 1985-89...assistant coach, Long Beach State, 1989-92...assistant coach, Oregon, 1992-96...head coach, Cal State Northridge, 1996-present.

CAL STATE NORTHRIDGE STAFF



Dr. Jolene Koester

President



Rick Mazzuto

Director of Athletics



Janet Pinneau

Senior Woman Administrator




Bob Vazquez

Assistant AD/
Media Relations

CAL STATE NORTHRIDGE MATADORS

MATADOR PLAYERS TO WATCH



LENNY DANIEL

6-8 / 205 / Senior
Richmond, Va.
Coffeyville JC

#5

- Established single-season school record with 44 blocked shots en route to All-Big West Honorable Mention selection.
- Topped the Big West in blocks with 1.5 per game.

- Led Matadors in rebounding (7.8 rpg), which also placed him third in the Big West.
- Tied for third in the Big West with eight double-doubles.
- Ranked eighth in the Big West in field goal percentage (.480).

CAREER STATS

Season	GP-GS	FG%	FT%	PTS	PPG	REB	RPG
2009-10	29-21	48.0	59.1	340	11.7	227	7.8
Career	29-21	48.0	59.1	340	11.7	227	7.8



VINNIE MCGHEE

5-10 / 165 / Junior
Oakland, Calif.
Sacramento State

#11

- Team's top three-point shooter canned 53 threes, ninth-best in the Big West with 1.66 per game.
- Tallied 26 steals to rank third on the Matador squad and dished out a team third-best 59 assists.

- Scored in double-digits 12 times, including a career-high 22 points in a victory against Seattle on Jan. 11.
- Played in 32 games, second-best in a single-season in school history, and started seven of those games.

CAREER STATS

Season	GP-GS	FG%	FT%	PTS	PPG	REB	RPG
2009-10	32-7	36.7	81.5	241	7.5	49	1.5
Career	32-7	36.7	81.5	241	7.5	49	1.5

2010-11 SCHEDULE

Date	Day	Opponent	Time
11/5	Fri.	#REDLANDS	7:05 pm
11/12	Fri.	at UCLA	7:30 pm
11/16	Tue.	at California	7:30 pm
11/20	Sat.	VANGUARD	2:00 pm
11/25	Thr.	^vs. Virginia Tech	11:00 am
11/26	Fri.	^at 76 Classic	TBA
11/28	Sun.	^at 76 Classic	TBA
12/2	Thr.	at Air Force	6:00 pm
12/4	Sat.	at Denver (FSN Rocky Mountain)	3:30 pm
12/7	Tue.	CAL LUTHERAN	7:05 pm
12/18	Sat.	at Cal State Bakersfield	7:00 pm
12/22	Wed.	SANTA CLARA	7:05 pm
12/28	Tue.	*PACIFIC	7:05 pm
12/30	Thr.	*UC DAVIS	7:05 pm
1/5	Wed.	*at Long Beach State	7:05 pm
1/8	Sat.	at Seattle	7:10 pm
1/13	Thr.	*UC RIVERSIDE	7:05 pm
1/15	Sat.	*CAL STATE FULLERTON	7:05 pm
1/19	Wed.	SEATTLE	7:05 pm
1/22	Sat.	*CAL POLY (PRIME)	1:00 pm
1/27	Thr.	*at UC Irvine	7:05 pm
1/29	Sat.	*at UC Santa Barbara	7:05 pm
2/3	Thr.	*at UC Riverside	7:00 pm
2/5	Sat.	*UC IRVINE	7:05 pm
2/10	Thr.	*at Cal State Fullerton	7:05 pm
2/12	Sat.	*LONG BEACH STATE	7:05 pm
2/16	Wed.	*at Cal Poly	7:00 pm
2/19	Sat.	at Bracket Busters	TBA
2/24	Thr.	*UC SANTA BARBARA	7:05 pm
3/3	Thr.	*at UC Davis	7:00 pm
3/5	Sat.	*at Pacific	7:00 pm
3/10-12	Thr.-Sat.	Big West Tournament (Anaheim, CA)	TBA

#Exhibition Home games in **bold**
 ^76 Classic (Anaheim, CA) All Times are Pacific
 *Big West game

2009-10 RESULTS (11-21, 6-10)

Date	Opponent	Score	High Scorer(s)
11/13	at No. 7 Purdue (ESPN360.com)	L, 64-89	Menner (18)
11/16	^vs. TCU	L, 65-83	Daniels (14)
11/17	^vs. Texas State	W, 85-82	Daniels (27)
11/23	=at Western Kentucky	L, 67-68	Daniels (19)
11/24	=vs. Coastal Carolina	W, 76-69	Galick (26)
11/30	Cal State Bakersfield	W, 81-74	McGhee (19)
12/3	Idaho	W, 95-93	Daniels (39)
12/6	at No. 10 Washington (FSN NW)	L, 76-88	Daniel (24)
12/8	at Denver	L, 82-89	Galick (20)
12/18	Drexel	L, 63-75	Daniel (13)
12/22	at Colorado (FSN Rocky Mountain)	L, 58-92	McGhee (13)
1/2	*at Pacific	L, 43-52	McGhee (13)
1/4	*at UC Davis	L, 73-85	Daniel (21)
1/7	*UC Irvine	L, 62-65	Galick (15)
1/11	Seattle University	W, 98-90	McGhee (22)
1/14	*UC Riverside	W, 64-50	Daniels (17)
1/16	*at Cal State Fullerton	W, 78-72	Daniel (20)
1/19	at Seattle University	L, 64-74	Daniels (21)
1/23	*at Cal Poly	L, 72-73	Hill (24)
1/28	*Long Beach State	L, 68-69	McGhee (17)
1/30	*UC Santa Barbara	W, 76-69	Galick (19)
2/4	*at UC Riverside	W, 63-47	Cody (18)
2/6	*at Long Beach State (FSNW)	L, 51-65	Daniels (18)
2/10	at Cal State Bakersfield	L, 57-59	Daniels (24)
2/13	*Cal State Fullerton	•••L, 112-113	Daniels (25)
2/17	*Cal Poly (FSNW)	W, 73-68	Daniel (20)
2/20	Drake	L, 80-90	Daniel (22)
2/24	*at UC Santa Barbara	L, 69-74	Daniels (23)
2/27	*at UC Irvine (FSNPT)	L, 74-79	Daniels (20)
3/4	*UC Davis	W, 70-66	Daniels (26)
3/6	*Pacific	L, 47-66	Daniels (17)
3/10	+vs. Cal State Fullerton	L, 76-84	Hill (15)

*Big West game • Overtime
 ^Dick's Sporting Goods Preseason NIT (Tempe, AZ)
 =Dick's Sporting Goods Preseason NIT (Bowling Green, KY)
 +Big West Tournament (Anaheim, CA)
 Home games in **bold**

CAL STATE NORTHRIDGE MATADORS

2009-10 OVERALL STATISTICS

No.	Player	G-GS	Min - Avg	FG-FGA	Pct	3P-3PA	Pct	FT-FTA	Pct	Off-Def	Tot- Avg	PF-FO	AT	TO	BS	ST	Pts - Avg	
20	Kenny Daniels	32-24	882-27.6	163-322	.506	28-89	.315	144-180	.800	45-88	133-4.2	84-4	61	108	4	34	498-15.6	
05	Lenny Daniel	29-21	762-26.3	123-256	.480	0-0	.000	94-159	.591	89-138	227-7.8	82-2	14	53	44	17	340-11.7	
14	Willie Galick	32-16	809-25.3	93-198	.470	2-9	.222	136-207	.657	67-90	157-4.9	110-5	42	83	13	21	324-10.1	
03	Mark Hill	30-24	733-24.4	70-199	.352	32-97	.330	68-105	.648	11-47	58-1.9	81-3	68	55	2	41	240-8.0	
11	Vinnie McGhee	32-7	620-19.4	83-226	.367	53-150	.353	22-27	.815	10-39	49-1.5	44-0	59	40	1	26	241-7.5	
21	Raymond Cody	32-15	553-17.3	50-153	.327	20-65	.308	31-44	.705	14-54	68-2.1	61-4	25	35	4	21	151-4.7	
34	Rashaun McLemore	17-6	250-14.7	24-61	.393	7-28	.250	16-25	.640	3-29	32-1.9	34-0	20	32	1	18	71-4.2	
04	Kevin Menner	24-4	255-10.6	37-92	.402	0-2	.000	25-47	.532	16-29	45-1.9	17-0	6	23	3	5	99-4.1	
22	Therin Taylor	29-11	388-13.4	31-86	.360	1-13	.077	39-57	.684	26-47	73-2.5	63-1	15	37	6	19	102-3.5	
02	Vincent Cordell	25-2	319-12.8	28-70	.400	7-29	.241	19-26	.731	21-42	63-2.5	48-3	7	20	4	7	82-3.3	
42	Michael Lizarraga	31-8	298-9.6	27-61	.529	0-0	.000	14-31	.452	21-45	66-2.1	39-0	9	28	8	11	68-2.2	
12	Dathan Lyles	24-5	216-9.0	12-48	.250	6-18	.333	2-6	.333	3-18	21-0.9	19-0	29	24	0	5	32-1.3	
10	Tony Osunsanmi	32-17	370-11.6	10-24	.417	0-0	.000	8-11	.727	53-59	112-3.5	54-1	3	19	9	14	28-0.9	
24	Aaron Henson	4-0	8-2.0	0-2	.000	0-0	.000	3-4	.750	0-0	0-0.0	1-0	0	0	0	0	3-0.8	
13	Darrell Tripp	4-0	12-3.0	0-1	.000	0-0	.000	3-4	.750	2-2	4-1.0	1-0	0	0	0	0	3-0.8	
TEAM											50-56	106-3.3	2	4				
CAL STATE NORTHRIDGE		32	6475	751-1789	.420	156-500	.312	624-933	.669	431-783	1214-37.9	740-23	358	561	99	239	2282-71.3	
Opponents		32	6475	772-1824	.423	240-695	.345	628-875	.718	420-768	1188-37.1	728-33	477	521	109	254	2412-75.4	

2009-10 CONFERENCE STATISTICS

No.	Player	G-GS	Min - Avg	FG-FGA	Pct	3P-3PA	Pct	FT-FTA	Pct	Off-Def	Tot- Avg	PF-FO	AT	TO	BS	ST	Pts - Avg
20	Kenny Daniels	16-11	478-29.9	74-156	.474	10-37	.270	79-102	.775	27-51	78-4.9	40-2	29	56	3	21	237-14.8
05	Lenny Daniel	14-11	414-29.6	66-136	.485	0-0	.000	51-80	.638	43-75	118-8.4	38-1	10	22	29	12	183-13.1
14	Willie Galick	16-7	412-25.8	46-99	.465	0-4	.000	81-115	.704	31-45	76-4.8	54-1	18	43	8	10	173-10.8
03	Mark Hill	15-14	409-27.3	46-118	.390	19-53	.358	35-56	.625	6-30	36-2.4	35-2	41	32	0	23	146-9.7
11	Vinnie McGhee	16-3	318-19.9	33-113	.292	25-84	.298	2-2	1.000	4-15	19-1.2	20-0	32	19	0	10	93-5.8
02	Vincent Cordell	10-1	136-13.6	13-29	.448	5-14	.357	11-14	.786	10-18	28-2.8	27-2	4	5	4	4	42-4.2
34	Rashaun McLemore	8-4	110-13.8	12-29	.414	1-7	.143	6-7	.857	2-19	21-2.6	14-0	7	11	0	13	31-3.9
22	Therin Taylor	15-7	209-13.9	17-46	.370	1-6	.167	20-25	.800	13-27	40-2.7	36-1	8	17	2	9	55-3.7
21	Raymond Cody	16-4	247-15.4	19-66	.288	9-32	.281	9-14	.643	9-29	38-2.4	24-1	6	14	1	8	56-3.5
42	Michael Lizarraga	15-0	125-8.3	12-19	.632	0-0	.000	4-12	.333	9-15	24-1.6	12-0	3	12	4	3	28-1.9
12	Dathan Lyles	14-2	134-9.6	8-31	.258	4-12	.333	1-2	.500	1-11	12-0.9	9-0	17	17	0	3	21-1.5
04	Kevin Menner	11-3	79-7.2	5-18	.278	0-0	.000	5-10	.500	3-9	12-1.1	2-0	0	10	0	2	15-1.4
10	Tony Osunsanmi	16-13	204-12.8	6-13	.462	0-0	.000	3-5	.600	28-35	63-3.9	31-1	2	16	6	8	15-0.9
TEAM											25-28	53-3.3	0				
CAL STATE NORTHRIDGE		16	3275	357-873	.409	74-249	.297	307-444	.691	211-407	618-38.6	342-11	177	276	57	126	1095-68.4
Opponents		16	3275	348-878	.396	113-348	.325	304-417	.729	196-372	568-35.5	358-19	217	252	48	128	1113-69.6

RETURNEE CAREER STATS (Two Year Experience Min.)

Player	G-GS	Min - Avg	FG-FGA	Pct	3P-3PA	Pct	FT-FTA	Pct	Off-Def	Tot- Avg	PF-FD	AT	TO	BS	ST	Pts - Avg
Michael Lizarraga	47-8	367-7.8	33-62	.532	0-0	.000	21-44	.477	30-49	79-1.7	44-0	10	30	9	12	87-1.9

LONG BEACH STATE 49ERS

QUICK FACTS

Location:.....Long Beach, CA
 Enrollment:33,395
 Founded:1949
 Colors:.....Black & Gold
 Nickname:49ers
 Arena (Capacity):.....Walter Pyramid (4,200)

President:Dr. F. King Alexander
 Athletics Director:.....Vic Cegles
 Senior Woman Administrator:Cindy Masner
 Men's Basketball SID:Todd Miles
 Phone:(562) 985-7797
 Email Address:.....tmiles@csulb.edu
 Website Address:longbeachstate.com

Head Coach:Dan Monson
 Career Record:208-179 (13 years)
 Record at LBSU:38-56 (3 years)
 Alma Mater:Idaho (1985)
 Assistant Head Coach:.....Vic Couch
 Assistant Coach:Eric Brown
 Assistant Coach:Rod Palmer

Letterwinners Returning/Lost:.....9/4
 Starters Returning/Lost:4/1
 Newcomers:6
 2009-10 Record:17-16
 2009-10 Big West Record:8-8 (t-3rd)



HEAD COACH DAN MONSON

4th Season
Idaho (1985)

Career Record: 208-179 (.538)
 LBSU Record: 38-56 (.404)



Monson's Coaching Record

Year	School	W	L	Pct.
1997-98	Gonzaga	24	10	.706
1998-99	Gonzaga	28	7	.800
1999-00	Minnesota	12	16	.429
2000-01	Minnesota	18	14	.563
2001-02	Minnesota	18	13	.581
2002-03	Minnesota	19	14	.576
2003-04	Minnesota	12	18	.400
2004-05	Minnesota	21	11	.656
2005-06	Minnesota	16	15	.516
2006-07	Minnesota	2	5	.286
2007-08	Long Beach State	6	25	.194
2008-09	Long Beach State	15	15	.500
2009-10	Long Beach State	17	16	.515
Career Totals		208	179	.538

All-Time Coaches

Years	Coach	W	L	Pct.
1950-52	Herm Schwarzkopf	13	27	.325
1952-57	Earl Kidd	48	72	.400
1957-60	Bill Patterson	37	33	.529
1960-67	Dick Perry	83	97	.461
1967-68	Randy Sandefur	12	13	.480
1968-73	Jerry Tarkanian	121	20	.858
1973-74	Lute Olson	24	2	.923
1974-78	Dwight Jones	70	40	.636
1978-83	Tex Winter	78	69	.531
1983-84	Dave Buss	9	19	.321
1984-87	Ron Palmer	23	64	.264
1987-90	Joe Harrington	53	36	.596
1990-96	Seth Greenberg	105	70	.600
1996-02	Wayne Morgan	91	84	.520
2002-07	Larry Reynolds	63	83	.432
2007-Present	Dan Monson	38	56	.404

- Improved Long Beach State program from six wins in his first season to 17 in 2009-10, including the first-ever win against UCLA.
- Led the 49ers to the championship game of the Big West Tournament last season.
- Became the 16th head coach in Long Beach State history on April 7, 2007.
- Led his teams to seven postseason appearances (2 NCAA, 5 NIT) in 10 seasons as a head coach in stops at Gonzaga and Minnesota.
- Guided the Gophers to four NIT appearances and one trip to the NCAA Tournament over his seven-plus seasons, despite NCAA sanctions stemming from violations that occurred before his arrival.
- Took the Gophers to the NIT semifinals in Madison Square Garden in 2002-03 as they finished 19-14.
- Played a key role in building the Gonzaga program as an assistant, associate head coach and head coach, ultimately leading the Bulldogs to a 28-7 mark and the Elite Eight in 1998-99.

Coaching Experience: Graduate Assistant Coach, Alabama-Birmingham, 1986-88... assistant coach, Gonzaga, 1988-94... associate head coach, Gonzaga, 1994-97... head coach, Gonzaga, 1997-99... head coach, Minnesota, 1999-2007... head coach, Long Beach State, 2007-present.

LONG BEACH STATE STAFF



Dr. F. King Alexander

President



Vic Cegles

Director of Athletics



Cindy Masner

Senior Woman Administrator



Todd Miles

Assistant AD/
Media Relations

2010-11 ROSTER

NO.	PLAYER	POS	HT	WT	YR-EXP	HOMETOWN/LAST SCHOOL
2	Tristan Wilson	G	6-5	200	Sr.-JC	Chicago, IL/Yuba College
3	Greg Plater	G	6-1	180	Sr.-3V	Salem, OR/McKay HS
4	Eugene Phelps	F	6-6	235	Jr.-2V	Los Angeles, CA/Taft HS
11	Lin Chang	F	6-9	250	Jr.-1V	Beijing, China/Mira Costa College
12	Corey Jackson	G	6-0	190	Jr.-JC	Brentwood, NY/Fashion Institute of Technology
13	Edis Dervisevic	F	6-8	245	Jr.-JC	New York, NY/Western Texas College
14	Mike Vantrimpont	C	7-0	215	So.-1V	Los Angeles, CA/Westchester HS
15	Jacob Thomas	F	6-4	190	Fr.-HS	Columbia Heights, MN/Columbia Heights HS
20	T.J. Robinson	F	6-8	215	Jr.-2V	West Haven, CT/Kolbe Cathedral HS
21	Larry Anderson	G	6-5	205	Jr.-2V	Long Beach, CA/Jordan HS
22	Casper Ware	G	5-10	170	Jr.-2V	Cerritos, CA/Gahr HS
23	Sean Starkey	G/F	6-4	190	Jr.-RS	Huntington Beach, CA/Cypress College
25	Jerramy King	G	5-11	170	So.-1V	La Cañada, CA/Kent Prep
33	Nick Shepherd	F	6-9	215	Fr.-HS	Missouri City, TX/Westbury Christian HS
34	Kyle Richardson	F	6-7	235	So.-1V	Lakewood, CA/Mayfair HS

LONG BEACH STATE 49ERS

49ER PLAYERS TO WATCH



T.J. ROBINSON

6-8 / 210 / Junior
New Haven, Conn.
West Cathedral HS

#20

- Selected first-team all-conference in 2009-10 after averaging 15.4 points and 10.1 rebounds per game.
- Topped the Big West in rebounding and field goal percentage (.520) while ranking eighth in scoring.

- Led the Big West with 17 double-doubles.
- Posted 25 points and 13 rebounds in leading the 49ers to their first-ever victory against UCLA on Nov. 29 in the 76 Classic.
- Scored 20 points or more in seven games last season.

CAREER STATS

Season	GP-GS	FG%	FT%	PTS	PPG	REB	RPG
2008-09	30-14	59.7	70.4	341	11.4	185	6.2
2009-10	33-32	52.0	56.5	508	15.4	332	10.1
Career	63-46	54.8	61.8	849	13.5	517	8.2



CASPER WARE

5-10 / 175 / Junior
Cerritos, Calif.
Gahr HS

#22

- Named All-Big West Second Team in the 2009-10 season.
- Became first Long Beach State player to lead Big West in assists in 37 seasons, averaging 4.8 per game.

- Recorded fifth-most assists in 49er single-season history (159).
- Topped the Big West in steals (69) and steals per game (2.09).
- With 281 assists, needs only 19 more to enter Long Beach State career top 10.

CAREER STATS

Season	GP-GS	FG%	FT%	PTS	PPG	REB	RPG
2008-09	30-29	41.2	70.5	273	9.1	64	2.1
2009-10	33-32	37.2	78.4	392	11.9	104	3.2
Career	63-61	38.9	75.3	665	10.6	168	2.7

2010-11 SCHEDULE

Date	Day	Opponent	Time
11/13	Sat.	SAN DIEGO STATE	4:05 pm
11/15	Mon.	SAN FRANCISCO STATE	7:05 pm
11/19	Fri.	^vs. Clemson	12:30 pm
11/20	Sat.	^vs. St. Peter's/Old Dominion	12:30 pm
11/21	Sun.	^at Paradise Jam Tournament	TBA
11/22	Mon.	^at Paradise Jam Tournament	TBA
11/27	Sat.	LOYOLA MARYMOUNT	7:05 pm
11/30	Tue.	at Washington	7:00 pm
12/2	Thr.	BYU-HAWAII	TBA
12/5	Sun.	at Boise State	1:00 pm
12/7	Tue.	at Utah State	6:05 pm
12/11	Sat.	at North Carolina (FS South)	4:00 pm
12/18	Sat.	=vs. Saint Mary's	11:45 am
12/21	Tue.	at Arizona State (FS Arizona)	4:00 pm
12/28	Tue.	*at UC Santa Barbara (ESPNU)	8:00 pm
12/30	Thr.	*at Cal Poly	7:00 pm
1/5	Wed.	*CAL STATE NORTHRIDGE	7:05 pm
1/8	Sat.	*UC IRVINE	4:05 pm
1/12	Wed.	*UC DAVIS (ESPNU)	8:00 pm
1/15	Sat.	*PACIFIC (PRIME)	8:00 pm
1/19	Wed.	*at Cal State Fullerton	7:00 pm
1/22	Sat.	*at UC Irvine	7:05 pm
1/26	Wed.	*at Pacific	7:00 pm
1/29	Sat.	*CAL STATE FULLERTON (FS WEST)	7:30 pm
2/10	Thr.	*at UC Davis	7:00 pm
2/12	Sat.	*at Cal State Northridge	7:05 pm
2/16	Wed.	*UC RIVERSIDE	7:05 pm
2/19	Sat.	BRACKET BUSTER	TBA
2/24	Thr.	*CAL POLY	7:05 pm
2/26	Sat.	*UC SANTA BARBARA	4:05 pm
3/2	Wed.	*at UC Riverside	8:00 pm
3/10-12	Thr.-Sat.	Big West Tournament (Anaheim, CA)	TBA

^Paradise Jam Tournament (St. Thomas, V.I.) Home games in **bold**
=Wooden Classic (Anaheim, CA)
*Big West game All Times are Pacific

2009-10 RESULTS (17-16, 8-8)

Date	Opponent	Score	High Scorer(s)
11/14	Alaska Anchorage	W, 86-65	Anderson (18)
11/17	at Pepperdine	W, 67-58	Anderson (20)
11/19	at Notre Dame	L, 62-82	Anderson (20)
11/21	at Green Bay	W, 81-69	Gilling (22)
11/26	^vs. No. 8 West Virginia (ESPNU)	L, 62-85	Plater, Gilling (14)
11/27	^vs. No. 19 Clemson (ESPNU)	L, 79-87	Robinson (25)
11/29	^vs. UCLA (ESPNU)	W, 79-68	Robinson (25)
12/7	at No. 2 Texas (ESPNU)	L, 74-107	Gilling (18)
12/12	Cal State Monterey Bay	W, 96-61	Gilling (28)
12/18	Utah State	W, 75-62	Robinson (25)
12/21	at Loyola Marymount	•L, 80-85	Robinson (22)
12/23	at No. 3 Kentucky (FS South)	L, 73-86	Anderson, Gilling (15)
12/29	at No. 7 Duke (FS South)	L, 63-84	Anderson (14)
1/2	*at UC Riverside	•L, 67-69	Ware, Plater (17)
1/7	*at Cal State Fullerton	L, 75-85	Plater (18)
1/9	*UC Irvine	W, 55-53	Ware (17)
1/14	*UC Santa Barbara	W, 67-47	Robinson (19)
1/16	*Cal Poly	L, 79-90	Robinson (20)
1/21	*at UC Irvine	L, 60-71	Anderson (20)
1/28	*at Cal State Northridge	W, 69-68	Phelps (18)
1/30	*UC Davis	W, 80-58	Phelps (21)
2/4	*Cal State Fullerton (ESPNU)	•L, 75-81	Ware, Anderson (20)
2/6	*Cal State Northridge (FSNW)	W, 65-51	Robinson (15)
2/11	*at Cal Poly	W, 78-72	Phelps (15)
2/13	*at UC Santa Barbara (FSNPT)	L, 62-64	Gilling (17)
2/17	*Pacific	L, 52-74	Phelps (13)
2/20	at Idaho	W, 77-66	Robinson (22)
2/25	*at UC Davis	W, 68-65	Robinson (25)
2/27	*at Pacific	L, 51-61	Robinson (19)
3/5	*UC Riverside (FSNW)	W, 76-74	Gilling (18)
3/11	=vs. Cal Poly	W, 79-69	Robinson (18)
3/12	=vs. Pacific	W, 68-61	Ware (22)
3/13	=vs. UC Santa Barbara	L, 64-69	Ware (19)

^76 Classic (Anaheim, CA) • Overtime
*Big West game Home games in **bold**
=Big West Tournament (Anaheim, CA)

LONG BEACH STATE 49ERS

2009-10 OVERALL STATISTICS

No.	Player	G-GS	Min - Avg	FG-FGA	Pct	3P-3PA	Pct	FT-FTA	Pct	Off-Def	Tot- Avg	PF-FO	AT	TO	BS	ST	Pts - Avg	
15	T.J. Robinson	33-32	1054-31.9	193-371	.520	0-0	.000	122-216	.565	117-215	332-10.1	67-0	27	79	4	19	508-15.4	
22	Casper Ware	33-32	1097-33.2	127-341	.372	29-94	.309	109-139	.784	20-84	104-3.2	80-0	159	102	5	69	392-11.9	
21	Larry Anderson	33-30	1018-30.8	127-287	.443	14-62	.226	122-173	.705	60-83	143-4.3	64-1	97	94	12	62	390-11.8	
33	Stephan Gilling	33-28	933-28.3	107-299	.358	83-226	.367	14-22	.636	7-50	57-1.7	81-1	28	34	2	21	311-9.4	
03	Greg Plater	33-5	696-21.1	101-248	.407	66-183	.361	31-41	.756	12-60	72-2.2	48-1	43	30	6	25	299-9.1	
02	Eugene Phelps	33-24	790-23.9	107-200	.535	0-0	.000	54-95	.568	75-101	176-5.3	86-1	24	58	25	24	268-8.1	
10	Arturas Lazdauskas	28-8	457-16.3	30-63	.476	3-10	.300	13-19	.684	21-56	77-2.8	72-4	36	31	10	24	76-2.7	
24	Jesse Woodard	23-3	236-10.3	12-51	.235	7-34	.206	7-8	.875	2-15	17-0.7	25-0	19	16	2	3	38-1.7	
50	Andrew Fleming	30-2	225-7.5	18-30	.600	0-0	.000	3-11	.273	19-32	51-1.7	40-0	2	8	21	0	39-1.3	
34	Kyle Richardson	18-0	77-4.3	4-12	.333	0-0	.000	6-11	.545	7-8	15-0.8	12-0	2	9	0	2	14-0.8	
20	Jerramy King	12-0	25-2.1	1-3	.333	0-2	.000	2-5	.400	0-4	4-0.3	2-0	2	3	0	4	4-0.3	
14	Mike Vantrimpont	8-0	16-2.0	1-1	1.000	0-0	.000	0-0	.000	0-1	1-0.1	1-0	0	1	1	0	2-0.3	
11	Lin Chang	13-1	51-3.9	0-5	.000	0-2	.000	3-5	.600	4-6	10-0.8	12-0	1	3	1	2	3-0.2	
TEAM											51-67	118-3.6	1	3				
LONG BEACH STATE		33	6675	828-1911	.433	202-613	.330	486-745	.652	395-782	1177-35.7	591-8	440	473	89	255	2344-71.0	
Opponents		33	6675	858-1940	.442	197-623	.316	434-628	.691	404-833	1237-37.5	624-12	446	508	105	198	2347-71.1	

2009-10 CONFERENCE STATISTICS

No.	Player	G-GS	Min - Avg	FG-FGA	Pct	3P-3PA	Pct	FT-FTA	Pct	Off-Def	Tot- Avg	PF-FO	AT	TO	BS	ST	Pts - Avg
15	T.J. Robinson	16-15	504-31.5	91-179	.508	0-0	.000	56-102	.549	64-87	151-9.4	32-0	14	32	1	6	238-14.9
22	Casper Ware	16-15	547-34.2	60-161	.373	12-48	.250	44-56	.786	9-38	47-2.9	37-0	67	47	3	34	176-11.0
21	Larry Anderson	16-14	478-29.9	61-134	.455	3-24	.125	44-66	.667	34-41	75-4.7	31-0	39	39	2	24	169-10.6
03	Greg Plater	16-4	345-21.6	48-124	.387	33-94	.351	21-28	.750	6-27	33-2.1	23-1	14	14	2	13	150-9.4
02	Eugene Phelps	16-11	349-21.8	53-105	.505	0-0	.000	28-51	.549	33-42	75-4.7	43-0	11	33	14	11	134-8.4
33	Stephan Gilling	16-12	429-26.8	40-133	.301	28-100	.280	8-12	.667	2-30	32-2.0	41-1	18	20	1	10	116-7.3
10	Arturas Lazdauskas	16-4	283-17.7	18-38	.474	2-6	.333	7-13	.538	9-36	45-2.8	39-0	23	25	5	15	45-2.8
50	Andrew Fleming	15-2	127-8.5	12-19	.632	0-0	.000	2-4	.500	10-18	28-1.9	22-0	1	1	12	0	26-1.7
24	Jesse Woodard	13-2	135-10.4	6-28	.214	5-23	.217	2-2	1.000	1-9	10-0.8	13-0	8	6	1	3	19-1.5
11	Lin Chang	5-1	18-3.6	0-3	.000	0-2	.000	3-4	.750	1-1	2-0.4	4-0	0	1	0	2	3-0.6
20	Jerramy King	5-0	9-1.8	0-1	.000	0-1	.000	2-4	.500	0-2	2-0.4	1-0	0	2	0	2	2-0.4
34	Kyle Richardson	7-0	20-2.9	0-3	.000	0-0	.000	1-2	.500	2-4	6-0.9	5-0	0	4	0	0	1-0.1
14	Mike Vantrimpont	4-0	6-1.5	0-0	.000	0-0	.000	0-0	.000	0-1	1-0.3	0-0	0	0	0	0	0-0.0
TEAM											29-37	66-4.1	4				
LONG BEACH STATE		16	3225	389-928	.419	83-298	.279	218-344	.634	200-373	573-35.8	291-2	195	228	41	120	1079-67.4
Opponents		16	3225	383-887	.432	94-284	.331	223-320	.697	183-413	596-37.2	290-8	194	258	46	86	1083-67.7

RETURNEE CAREER STATS (Two Year Experience Min.)

Player	G-GS	Min - Avg	FG-FGA	Pct	3P-3PA	Pct	FT-FTA	Pct	Off-Def	Tot- Avg	PF-FD	AT	TO	BS	ST	Pts - Avg
Larry Anderson	63-43	1850-29.4	245-503	.487	28-97	.289	196-296	.662	107-156	263-4.2	115-3	178	159	20	96	714-11.3
Eugene Phelps	63-24	1206-19.1	151-288	.524	0-0	.000	77-140	.550	104-150	254-4.0	132-2	39	82	36	27	379-6.0
Greg Plater	92-25	1647-17.9	207-534	.388	132-369	.358	81-115	.704	25-134	159-1.7	95-1	105	101	9	51	627-6.8
T.J. Robinson	63-46	1758-27.9	316-577	.548	0-1	.000	217-351	.618	174-343	517-8.2	139-1	36	129	4	36	849-13.5
Casper Ware	63-61	1986-31.5	225-579	.389	44-149	.295	171-227	.753	31-137	168-2.7	139-1	281	185	6	103	665-10.6

UC DAVIS AGGIES

QUICK FACTS

Location:..... Davis, CA
 Enrollment: 31,426
 Founded: 1908
 Colors: Yale Blue & Gold
 Nickname: Aggies
 Arena (Capacity): The Pavilion (7,100)

Chancellor: Dr. Linda Katehi
 Athletic Director: Greg Warzecka
 Senior Woman Administrator: Nona Richardson
 Men's Basketball SID: Ryan Burns
 Phone: (530) 752-3505
 Email Address: rsburns@ucdavis.edu
 Website Address: ucdavisaggies.com

Head Coach: Gary Stewart
 Career Record: 220-247 (17 years)
 Record at UCD: 78-128 (7 years)
 Alma Mater: La Verne (1984)
 Associate Head Coach: Kevin Nosek
 Assistant Coach: John Lamanna
 Assistant Coach: Brandon Laird

Letterwinners Returning/Lost: 7/5
 Starters Returning/Lost: 4/1
 Newcomers: 5
 2009-10 Record: 14-18
 2009-10 Big West Record: 8-8 (t-3rd)



HEAD COACH GARY STEWART

8th Season
La Verne
(1984)

Career Record: 220-247 (.471)
UCD Record: 78-128 (.379)



Stewart's Coaching Record

Year	School	W	L	Pct.
1987-88	La Verne	11	15	.423
1988-89	La Verne	5	21	.192
1989-90	La Verne	18	7	.720
1990-91	La Verne	18	9	.667
1991-92	La Verne	14	11	.560
1992-93	La Verne	20	8	.714
1993-94	La Verne	12	13	.480
1994-95	La Verne	18	7	.720
1995-96	Cal State Hayward	8	18	.308
1996-97	Cal State Hayward	18	10	.643
2003-04	UC Davis	18	9	.667
2004-05	UC Davis	11	17	.393
2005-06	UC Davis	8	20	.286
2006-07	UC Davis	5	23	.179
2007-08	UC Davis	9	22	.290
2008-09	UC Davis	13	19	.406
2009-10	UC Davis	14	18	.438
Career Totals		220	247	.471

All-Time Coaches

Years	Coach	W	L	Pct.
1910-12	Howard Phillips	9	8	.529
1912-15	H.S. Baird	17	15	.531
1915-16	R.A. Harmon	3	6	.333
1916-17	E.B. Blabee	2	7	.222
1917-18	J.D. Marquardt	3	7	.300
1918-19	Red Harper	0	1	.000
1919-21	Doc Seawright	5	7	.417
1921-22	W.D. Elfrink	2	5	.286
1922-23	Chester Brewer	10	3	.769
1923-27	Bill Driver	17	36	.321
1927-28, 45-46	Woody Wilson	4	24	.143
1928-36	Crip Toomey	55	89	.382
1951-52	Carl Boyer	13	10	.565
1936-43, 46-51 52-57	George Stromgren	112	244	.315
1957-58	Herb Schmalenberger	5	17	.227
1958-63	Jim Sells	23	88	.207
1963-67	Joe Carlson	56	39	.589
1967-89	Bob Hamilton	301	291	.508
1988-90	Lonnie Williams	11	16	.407
1990-98	Bob Williams	158	76	.675
1998-03	Brian Fogel	89	45	.664
2003-Present	Gary Stewart	78	128	.379

- Steadily improved Aggie win total from nine to 13 to 14 in first three seasons of Division I membership.
- Led UC Davis to a tie for third place in 2009-10 with an 8-8 Big West record.
- Reached 200 career win mark as a four-year head coach with 85-74 triumph against Cal State Fullerton on Feb. 15, 2009. Is 220-247 in 16 years at three schools - La Verne, Cal State Hayward and UC Davis.
- Guided UCD in transformation from Division II program to official member of Division I and the Big West Conference.
- Led the Aggies to perhaps the biggest upset in school history with a 64-58 victory over Stanford on Dec. 4, 2005.
- Made a trip to the Middle East in the summer of 2008 as one of six coaches to participate in "Operation Hoop Talk," featuring visits with the troops in Kuwait and Iraq.
- Took home four conference championships in his first 10 years as a head coach.

Coaching Experience: Assistant Coach, Long Beach State, 1984-86...head coach, La Verne, 1987-95...head coach, Cal State Hayward, 1995-97...assistant coach, UC Santa Barbara, 1997-98...assistant coach, Washington State, 1999-2002...director of basketball services, UCLA, 2002-03...head coach, UC Davis, 2003-present.

UC DAVIS STAFF



Dr. Linda Katehi

Chancellor



Greg Warzecka

Director of Athletics



Nona Richardson

Senior Woman Administrator



Ryan Burns

Assistant Director Media Relations

2010-11 ROSTER

NO.	PLAYER	POS	HT	WT	YR-EXP	HOMETOWN/LAST SCHOOL
1	Todd Lowenthal	G	6-3	215	Sr.-2V	Poway, CA/Hawai'i
5	Ryan Silva	G	5-10	175	Sr.-3V	Clayton, CA/De La Salle HS
10	Harrison Dupont	F	6-5	205	So.-TR	Midwest City, OK/The Citadel
11	Mark Payne	G	6-8	215	Sr.-3V	Stockton, CA/St. Mary's HS
15	Tyler Les	G	6-2	185	Fr.-HS	Peoria, IL/Notre Dame HS
21	Eddie Miller	G	6-5	195	Jr.-TR	Antioch, CA/California
22	Joe Harden	G	6-8	210	Sr.-2V	Acampo, CA/Notre Dame
23	Josh Ritchart	G/F	6-9	215	Fr.-HS	Auburn, CA/Forest Lake Christian HS
24	Ryan Howley	G	6-5	195	So.-1V	Flagstaff, AZ/Sinagua HS
32	Ryan Sypkens	G	6-4	185	So.-1V	Elk Grove, CA/Franklin HS
34	Alex Tiffin	F	6-9	220	Fr.-HS	Thousand Oaks, CA/Thousand Oaks HS
41	Mike Kurtz	F	7-0	200	Fr.-HS	Roseville, CA/Woodcreek HS

UC DAVIS AGGIES

AGGIE PLAYERS TO WATCH



MARK PAYNE

6-8 / 215 / Senior
Stockton, Calif.
St. Mary's HS

#11

- Named Big West Freshman of the Year in 2007-08 and All-Big West Second Team in 2008-09.

- Active Big West career leader in points (964), assists (352) and steals (149).

- In 2009-10, ranked No. 2 in the Big West in steals (2.08 spg), No. 3 in assists (4.38 apg) and No. 6 in scoring (15.6 ppg).

- Missed eight games last season due to injury.

- Ranked No. 2 in the league in field goal percentage (.518).

CAREER STATS

Season	GP-GS	FG%	FT%	PTS	PPG	REB	RPG
2007-08	31-31	52.4	80.8	287	9.3	161	5.2
2008-09	29-29	67.5	73.9	302	10.4	167	5.8
2009-10	24-24	51.8	83.4	375	15.6	95	4.0
Career	84-84	56.3	79.6	964	11.5	423	5.0



JOE HARDEN

6-8 / 210 / Senior
Acampo, Calif.
Notre Dame

#22

- Selected second team all-conference in 2009-10.

- Placed No. 10 in the Big West in scoring (14.5 ppg) and No. 5 in rebounding (7.2 rpg).

- Had 45 steals and ranked No. 4 in the Big West with 1.5 steals per game.

- Accumulated seven double-doubles for fourth-best total among league players.

- Had five 20-point efforts, including a pair in the league tourney.

CAREER STATS

Season	GP-GS	FG%	FT%	PTS	PPG	REB	RPG
2008-09	32-32	41.4	79.8	472	14.8	229	7.2
2009-10	30-30	43.5	70.8	436	14.5	216	7.2
Career	62-62	42.4	75.4	908	14.6	445	7.2

2010-11 SCHEDULE

Date	Day	Opponent	Time
11/3	Wed.	#MENLO COLLEGE	7:00 pm
11/6	Sat.	#ACADEMY OF ART	2:00 pm
11/12	Fri.	+vs. Florida Atlantic	4:00 pm
11/13	Sat.	+at Portland	7:00 pm
11/14	Sun.	+vs. Wisconsin-Milwaukee	3:00 pm
11/17	Wed.	UC SANTA CRUZ	7:00 pm
11/21	Sun.	BOISE STATE	1:00 pm
11/23	Tue.	at Sacramento State	7:05 pm
11/27	Sat.	SEATTLE	1:00 pm
12/1	Wed.	at California	7:00 pm
12/4	Sat.	NOTRE DAME DE NAMUR	7:00 pm
12/13	Mon.	at UCLA (PRIME)	7:30 pm
12/16	Thr.	at North Dakota State	5:00 pm
12/21	Tue.	SOUTHERN UTAH	7:00 pm
12/28	Tue.	*at Cal State Fullerton	7:05 pm
12/30	Thr.	*at Cal State Northridge	7:00 pm
1/6	Thr.	*UC SANTA BARBARA	7:00 pm
1/8	Sat.	*CAL POLY	7:00 pm
1/12	Wed.	*at Long Beach State (ESPNU)	8:00 pm
1/22	Sat.	*PACIFIC	7:00 pm
1/27	Thr.	*UC RIVERSIDE	7:00 pm
1/29	Sat.	*UC IRVINE	7:00 pm
2/3	Thr.	*at Cal Poly	7:00 pm
2/5	Sat.	*at UC Santa Barbara (PRIME)	7:30 pm
2/10	Thr.	*LONG BEACH STATE	7:00 pm
2/12	Sat.	*at Pacific	7:00 pm
2/15	Tue.	at Seattle University	7:10 pm
2/19	Sat.	BRACKET BUSTERS	TBA
2/24	Thr.	*at UC Irvine	7:00 pm
2/26	Sat.	*at UC Riverside	5:00 pm
3/3	Thr.	*CAL STATE NORTHRIDGE	7:00 pm
3/5	Sat.	*CAL STATE FULLERTON	7:00 pm
3/10-12	Thr.-Sat.	Big West Tournament (Anaheim, CA)	TBA

#Exhibition Home games in **bold CAPS**
+Athletes in Action Classic (Portland, OR) All Times are Pacific
*Big West game

2009-10 RESULTS (14-18, 8-8)

Date	Opponent	Score	High Scorer(s)
11/13	+vs. Colorado State	L, 73-91	Payne (19)
11/14	+at Oregon	L, 64-95	Calegari (13)
11/15	+vs. Winston-Salem State	W, 99-79	Harden (26)
11/18	UC Santa Cruz	W, 88-59	Payne (18)
11/24	North Dakota State	L, 62-63	Calegari (23)
11/28	at Ball State	W, 60-58	Calegari (24)
12/2	Sacramento State	L, 57-59	Payne (21)
12/5	Seattle University	L, 78-88	Calegari, Payne (22)
12/13	at Stanford (Comcast SportsNet BA)	L, 69-85	Payne (21)
12/17	at Fresno State	L, 57-68	Harden (16)
12/22	at Air Force	L, 57-69	Payne, Calegari (14)
12/30	Whittier	W, 89-53	Payne (28)
1/2	*Cal State Fullerton	W, 67-63	Calegari (20)
1/4	*Cal State Northridge	W, 85-73	Calegari (28)
1/8	*at UC Santa Barbara (ESPNU)	L, 47-68	Welch (12)
1/10	*at Cal Poly	L, 69-72	Welch (25)
1/14	*UC Irvine	W, 79-77	Calegari (28)
1/23	*at Pacific (ESPNU)	L, 61-77	Harden (19)
1/28	*at UC Riverside	W, 60-50	Harden (19)
1/30	*at Long Beach State	L, 58-80	Calegari, Payne (16)
2/4	*Cal Poly	W, 83-63	Calegari (20)
2/6	*UC Santa Barbara	L, 77-81	Calegari (20)
2/10	*Pacific (CSN CA)	W, 62-59	Welch (19)
2/13	*at UC Irvine	L, 67-69	Lowenthal, Calegari (13)
2/16	at Seattle University	L, 56-81	Calegari (19)
2/20	at Boise State	W, 82-74	Calegari (26)
2/25	*Long Beach State	L, 65-68	Harden (26)
2/28	*UC Riverside	W, 66-43	Payne (19)
3/4	*at Cal State Northridge	L, 66-70	Payne (18)
3/6	*at Cal State Fullerton	*W, 92-86	Calegari (28)
3/11	=vs. Cal State Fullerton	W, 68-65	Harden (20)
3/12	=vs. UC Santa Barbara	L, 62-76	Harden (20)

*Big West game • Overtime
+Basketball Travelers Tip-Off (Eugene, OR) Home games in **bold**
=Big West Tournament (Anaheim, CA)

UC DAVIS AGGIES

2009-10 OVERALL STATISTICS

No.	Player	G-GS	Min - Avg	FG-FGA	Pct	3P-3PA	Pct	FT-FTA	Pct	Off-Def	Tot- Avg	PF-FO	AT	TO	BS	ST	Pts - Avg	
41	Dominic Calegari	32-32	979-30.6	187-368	.508	60-143	.420	98-137	.715	41-128	169-5.3	90-4	65	76	30	35	532-16.6	
11	Mark Payne	24-24	809-33.7	116-224	.518	22-48	.458	121-145	.834	24-71	95-4.0	23-0	105	62	9	50	375-15.6	
22	Joe Harden	30-30	969-32.3	146-336	.435	8-37	.216	136-192	.708	68-148	216-7.2	87-4	51	83	14	45	436-14.5	
13	Julian Welch	30-3	555-18.5	74-181	.409	27-77	.351	58-75	.773	10-49	59-2.0	67-2	40	47	3	16	233-7.8	
05	Ryan Silva	8-2	127-15.9	12-34	.353	11-26	.423	7-8	.875	2-12	14-1.8	17-1	15	16	0	4	42-5.3	
32	Ryan Sypkens	32-21	619-19.3	57-154	.370	34-97	.351	17-25	.680	12-33	45-1.4	78-4	47	54	5	14	165-5.2	
10	Adam Malik	32-10	551-17.2	53-129	.411	33-88	.375	11-20	.550	18-42	60-1.9	61-2	35	32	6	12	150-4.7	
01	Todd Lowenthal	21-15	528-25.1	27-48	.563	4-8	.500	23-38	.605	24-71	95-4.5	42-0	38	23	0	27	81-3.9	
24	Ryan Howley	32-10	683-21.3	47-112	.420	8-41	.195	17-32	.531	36-74	110-3.4	76-3	34	30	11	27	119-3.7	
30	Jelani Floyd	30-13	430-14.3	22-84	.262	3-20	.150	15-28	.536	17-25	42-1.4	75-2	14	29	7	14	62-2.1	
33	Jacob Ranger	15-0	102-6.8	8-19	.421	0-3	.000	4-11	.364	4-7	11-0.7	17-0	1	9	2	2	20-1.3	
44	DeAndre Medlock	10-0	73-7.3	2-10	.200	0-0	.000	6-18	.333	3-4	7-0.7	7-0	1	11	3	1	10-1.0	
TEAM										37-55	92-2.9	1	10					
UC DAVIS		32	6425	751-1699	.442	210-588	.357	513-729	.704	296-719	1015-31.7	641-22	446	482	90	247	2225-69.5	
Opponents		32	6425	782-1683	.465	196-553	.354	502-759	.661	312-761	1073-33.5	613-12	448	499	89	246	2262-70.7	

2009-10 CONFERENCE STATISTICS

No.	Player	G-GS	Min - Avg	FG-FGA	Pct	3P-3PA	Pct	FT-FTA	Pct	Off-Def	Tot- Avg	PF-FO	AT	TO	BS	ST	Pts - Avg	
41	Dominic Calegari	16-16	510-31.9	96-181	.530	32-79	.405	56-74	.757	17-68	85-5.3	39-1	30	37	18	12	280-17.5	
11	Mark Payne	11-11	377-34.3	42-92	.457	12-23	.522	66-76	.868	12-37	49-4.5	10-0	45	25	3	10	162-14.7	
22	Joe Harden	16-16	519-32.4	75-177	.424	2-15	.133	62-86	.721	25-80	105-6.6	51-3	32	40	8	27	214-13.4	
05	Ryan Silva	3-2	75-25.0	8-20	.400	8-16	.500	5-6	.833	1-7	8-2.7	8-0	7	6	0	2	29-9.7	
13	Julian Welch	16-0	269-16.8	39-90	.433	14-39	.359	37-47	.787	3-21	24-1.5	32-1	20	14	2	6	129-8.1	
10	Adam Malik	16-6	280-17.5	32-70	.457	21-48	.438	7-12	.583	8-24	32-2.0	31-0	16	17	3	8	92-5.8	
32	Ryan Sypkens	16-12	306-19.1	23-60	.383	15-41	.366	8-13	.615	1-12	13-0.8	34-1	25	27	2	4	69-4.3	
01	Todd Lowenthal	14-11	373-26.6	19-33	.576	4-7	.571	12-21	.571	14-45	59-4.2	29-0	30	17	0	22	54-3.9	
24	Ryan Howley	16-0	260-16.3	15-40	.375	2-15	.133	2-5	.400	10-32	42-2.6	36-2	12	14	6	10	34-2.1	
30	Jelani Floyd	14-6	204-14.6	8-34	.235	3-13	.231	10-15	.667	2-12	14-1.0	39-1	7	12	5	3	29-2.1	
33	Jacob Ranger	10-0	52-5.2	5-9	.556	0-1	.000	2-7	.286	2-2	4-0.4	11-0	0	2	0	1	12-1.2	
TEAM										19-34	53-3.3		5					
UC DAVIS		16	3225	362-806	.449	113-297	.380	267-362	.738	114-374	488-30.5	320-9	224	216	47	105	1104-69.0	
Opponents		16	3225	375-848	.442	86-269	.320	263-386	.681	171-379	550-34.4	305-7	202	219	44	103	1099-68.7	

RETURNEE CAREER STATS (Two Year Experience Min.)

Player	G-GS	Min - Avg	FG-FGA	Pct	3P-3PA	Pct	FT-FTA	Pct	Off-Def	Tot- Avg	PF-FD	AT	TO	BS	ST	Pts - Avg
Joe Harden	62-62	2019-32.6	289-681	.424	32-124	.258	298-395	.754	121-324	445-7.2	185-9	109	167	23	75	908-14.6
Todd Lowenthal	53-18	993-18.7	51-96	.531	9-17	.529	39-58	.672	32-109	141-2.7	89-2	64	41	0	45	150-2.8
Mark Payne	84-84	2804-33.4	321-570	.563	33-96	.344	289-363	.796	112-311	423-5.0	127-0	352	209	34	149	964-11.5
Ryan Silva	53-2	772-14.6	90-221	.407	66-161	.410	30-39	.769	20-54	74-1.4	87-2	77	86	0	48	276-5.2

UC IRVINE ANTEATERS

QUICK FACTS

Location:.....Irvine, CA
 Enrollment: 27,000
 Founded: 1962
 Colors: Blue & Gold
 Nickname:Anteaters
 Arena (Capacity): Bren Events Center (5,000)

Chancellor:Dr. Michael Drake
 Athletic Director:..... Michael Izzi
 Senior Woman Administrator:Paula Smith
 Men's Basketball SID:Bob Olson
 Phone:(949) 824-5814
 Email Address:.....rkolson@uci.edu
 Website Address: ucirvinesports.com

Head Coach: Russell Turner
 Career Record: 0-0 (1st season)
 Record at UCI:..... 0-0 (1st season)
 Alma Mater: Hampden-Sydney (1992)
 Assistant Coach: Doug Oliver
 Assistant Coach: Ali Ton
 Assistant Coach:Ryan Badrtalei

Letterwinners Returning/Lost: 11/2
 Starters Returning/Lost: 3/2
 Newcomers: 4
 2009-10 Record: 14-18
 2009-10 Big West Record: 6-10 (t-7th)



HEAD COACH RUSSELL TURNER



1st Season
 Hampden-Sydney (1992)

Career Record: 0-0 (.000)
 UCI Record: 0-0 (.000)

Turner's Coaching Record

Year	School	W	L	Pct.
2010-11	UC Irvine			First Season

All-Time Coaches

Years	Coach	W	L	Pct.
1965-67	Danny Rogers	30	22	.577
1967-69	Dick Davis	39	17	.696
1969-80	Tim Tift	145	148	.495
1980-91	Bill Mulligan	163	156	.511
1991-97	Rod Baker	52	116	.310
1997-2010	Pat Douglass	197	191	.508

- Named head coach on April 9, 2010 after serving as an assistant coach for the Golden State Warriors of the National Basketball Association for six seasons.
- Is seventh head coach in the 45-year history of the Anteater program.
- Was an assistant coach on the collegiate level for a combined six seasons at Stanford University and Wake Forest University.
- Helped Stanford to an overall record of 105-24 (.814) from 2000-04.
- Played key role in Stanford's regular season Pac-10 titles in 2001 and 2004.
- Has coached All-Americans such as Josh Childress, Casey Jacobsen, Jason Collins and Jarron Collins at Stanford, as well as Tim Duncan at Wake Forest.
- Was a two-time All-American as a player at Hampden-Sydney (Va.) College in 1991 and 1992.

Coaching Experience: Assistant Coach, Hampden-Sydney (Va.) College, 1993-94... assistant coach, Wake Forest, 1994-00... assistant coach, Stanford, 2000-04... assistant coach, Golden State Warriors, 2004-10... head coach, UC Irvine, 2010-present.

UC IRVINE STAFF



Dr. Michael Drake

Chancellor



Michael Izzi

Director of Athletics



Paula Smith

Senior Woman Administrator



Bob Olson

Associate AD/
Media Relations


2010-11 ROSTER

NO.	PLAYER	POS	HT	WT	YR-EXP	HOMETOWN/LAST SCHOOL
0	Derick Flowers	G	6-0	170	So.-1V	Los Angeles, CA/Pacific Hills School
1	Darren Moore	G	6-3	190	Sr.-1V	Chino Hills, CA/Citrus College
3	Derrick Strings	G	6-2	180	Jr.-2V	Pasadena, CA/Leuzinger HS
5	Chris McNealy	G	6-3	170	Fr.-HS	Danville, CA/San Ramon Valley HS
10	Patrick Rembert	G	6-0	188	Sr.-3V	Long Beach, CA/Lakewood HS
11	Brandon Scott	G	6-2	190	So.-1V	Los Altos Hills, CA/Archbishop Mitty HS
20	Adam Folker	F	6-9	225	Jr.-2V	Markham, Ontario/Markham District HS
21	Daman Starring	G	6-3	190	So.-TR	Las Vegas, NV/Centenary College
22	Jonas Lalehzadeh	G	6-5	205	Jr.-2V	Irvine, CA/University HS
23	Mike Wilder	G	6-2	210	So.-1V	Long Beach, CA/Wilson HS
25	Emil Kim	G	6-5	205	Sr.-1V	Santa Ana, CA/Cal State East Bay
32	Pavol Losonsky	F	6-9	235	Sr.-1V	Pezinok, Slovakia/Butte College
33	Maxime Chupin	C	6-9	220	Fr.-HS	Jallais, France/Cholet Club
34	Eric Wise	F	6-6	240	Jr.-2V	Riverside, CA/King HS
35	Kevin Mulloy	F	6-6	205	Fr.-HS	Oxnard, CA/Oxnard HS
42	Peter Simek	C	6-9	240	Sr.-1V	Bratislava, Slovakia/Butte College

2010-11 BIG WEST MEN'S BASKETBALL

UC IRVINE ANTEATERS

ANTEATER PLAYERS TO WATCH




PATRICK REMBERT

6-0 / 188 / Senior
Long Beach, Calif.
Lakewood HS

#10

- Started 15 of 32 games in the Anteater backcourt in 2009-10.
- Garnered a 2-to-1 assist-to-turnover ratio with 81 assists against just 40 turnovers.
- Strong free throw shooter who made 82.2 percent (60 of 73) from the charity stripe.
- Led the Anteaters in assists in four straight games, including a season-high tying six in a 91-84 Big West Tournament first round victory against Cal Poly. Topped the team in assists in eight of the last 11 contests overall.



ERIC WISE

6-6 / 240 / Junior
Riverside, Calif.
King HS

#34

- Named All-Big West Second Team for two straight seasons.
- Is just 45 points shy of reaching the 1,000 point milestone for his career.
- Ranked No. 4 in the Big West in scoring (16.3 ppg), No. 8 in rebounding (6.5 rpg) and No. 5 in assists (3.0 apg).
- Led the team with 97 assists.
- Tied for the conference lead last season with 12 games of 20 points or more, including a career-high 31 points against San Jose State.

CAREER STATS

Season	GP-GS	FG%	FT%	PTS	PPG	REB	RPG
2007-08	24-3	37.0	65.6	68	2.8	26	1.1
2008-09	31-11	41.9	70.1	214	6.9	73	2.4
2009-10	32-15	34.3	82.2	174	5.4	68	2.1
Career	87-29	38.2	74.2	456	5.2	167	1.9

CAREER STATS

Season	GP-GS	FG%	FT%	PTS	PPG	REB	RPG
2008-09	31-30	44.5	76.6	434	14.0	185	6.0
2009-10	32-32	45.2	69.9	521	16.3	207	6.5
Career	63-62	44.9	73.3	955	15.2	392	6.2

2010-11 SCHEDULE

Date	Day	Opponent	Time
11/2	Tue.	#UC SAN DIEGO	7:00 pm
11/5	Fri.	#CONCORDIA	8:00 pm
11/8	Mon.	^at Illinois (ESPNU)	5:00 pm
11/13	Sat.	at USC	1:00 pm
11/19	Fri.	^NAVY	7:30 pm
11/20	Sat.	^SEATTLE UNIVERSITY	7:30 pm
11/21	Sun.	^LOUISIANA TECH	5:30 pm
11/27	Sat.	at Marist	4:30 pm
12/1	Wed.	at San Diego	7:00 pm
12/4	Sat.	SAN JOSE STATE	7:00 pm
12/10	Fri.	WYOMING	7:00 pm
12/15	Wed.	VANGUARD	7:00 pm
12/18	Sat.	at Pepperdine	7:00 pm
12/23	Thr.	at UCLA (PRIME)	7:30 pm
12/28	Tue.	*UC RIVERSIDE	7:00 pm
12/30	Thr.	LOYOLA MARYMOUNT	7:00 pm
1/5	Wed.	*CAL STATE FULLERTON	7:00 pm
1/8	Sat.	*at Long Beach State	4:00 pm
1/13	Thr.	*at UC Santa Barbara	7:00 pm
1/15	Sat.	*at Cal Poly	7:00 pm
1/19	Wed.	at Cal State Bakersfield	7:00 pm
1/22	Sat.	*LONG BEACH STATE	7:00 pm
1/27	Thr.	*CAL STATE NORTHRIDGE	7:00 pm
1/29	Sat.	*at UC Davis	7:00 pm
2/3	Thr.	*at Cal State Fullerton	7:00 pm
2/5	Sat.	*at Cal State Northridge	7:00 pm
2/10	Thr.	*CAL POLY	7:00 pm
2/12	Sat.	*UC SANTA BARBARA (FS WEST)	5:30 pm
2/16	Wed.	*at Pacific	7:00 pm
2/19	Sat.	at Bracket Busters	TBA
2/24	Thr.	*UC DAVIS	7:00 pm
2/26	Sat.	*PACIFIC	7:00 pm
3/5	Sat.	*at UC Riverside	7:00 pm
3/10-12	Thr.-Sat.	Big West Tournament (Anaheim, CA)	TBA

#Exhibition Home games in **bold**
*Big West game All Times are Pacific
^Coaches vs. Cancer Classic (Champaign, IL & Irvine, CA)

2009-10 RESULTS (14-18, 6-10)

Date	Opponent	Score	High Scorer(s)
11/13	La Verne	W, 82-54	Hunter (14)
11/15	at No. 3 Texas (ESPNU)	L, 42-89	Atkinson (10)
11/18	at Loyola Marymount (FSN PT)	W, 84-78	Hunter, Wise (17)
11/23	^vs. Texas-San Antonio	L, 56-66	Wise (23)
11/24	^at Eastern Kentucky	L, 57-67	Wilder (18)
11/25	^vs. Fairleigh Dickinson	W, 75-54	Hunter (16)
12/2	Hawai'i	W, 80-70	Losonsky (15)
12/12	Vanguard	W, 81-73	Hunter (22)
12/15	at Seattle University	L, 81-82	Hunter (23)
12/18	San Jose State	L, 56-69	Wise (15)
12/21	Pepperdine	W, 74-61	Wise (23)
12/28	at San Jose State	L, 68-78	Wise (31)
1/2	*UC Santa Barbara	W, 57-55	Wise (21)
1/4	*Cal Poly	L, 81-95	Wise (25)
1/7	*at Cal State Northridge	W, 65-62	Wise (14)
1/9	*at Long Beach State	L, 53-55	Wise (12)
1/14	*at UC Davis	L, 77-79	Wise (25)
1/16	*at Pacific	L, 51-64	Moore (18)
1/21	*Long Beach State	W, 71-60	Wise (20)
1/23	*UC Riverside (FSNPT)	L, 56-65	Hunter (20)
1/28	*Pacific	L, 50-61	Moore, Hunter (11)
1/30	*at Cal State Fullerton	L, 68-74	Hunter (16)
2/3	at Cal State Bakersfield	L, 55-68	Wise (18)
2/6	Cal State Bakersfield	W, 76-63	Wise (21)
2/10	*Cal State Fullerton	L, 61-72	Wise (19)
2/13	*UC Davis	W, 69-67	Moore (21)
2/17	*at UC Riverside	L, 57-74	Wise (22)
2/20	Marist	W, 66-65	Wise (20)
2/27	*Cal State Northridge (FSNPT)	W, 79-74	Hunter (22)
3/3	*at UC Santa Barbara	L, 74-77	Wise (22)
3/6	*at Cal Poly	•W, 91-84	Moore (24)
3/10	=vs. Cal Poly	L, 69-73	Moore (19)

*Big West game Home games in **bold**
^O'Reilly Auto Parts CBE Classic (Richmond, KY)
=Big West Tournament (Anaheim, CA) • Overtime

UC IRVINE ANTEATERS

2009-10 OVERALL STATISTICS

No.	Player	G-GS	Min - Avg	FG-FGA	Pct	3P-3PA	Pct	FT-FTA	Pct	Off-Def	Tot- Avg	PF-FO	AT	TO	BS	ST	Pts - Avg
34	Eric Wise	32-32	1044-32.6	190-420	.452	6-27	.222	135-193	.699	73-134	207-6.5	80-4	97	67	15	30	521-16.3
05	Michael Hunter	32-32	937-29.3	140-346	.405	80-221	.362	81-93	.871	7-70	77-2.4	54-0	75	68	2	42	441-13.8
01	Darren Moore	32-32	1005-31.4	112-253	.443	43-109	.394	91-120	.758	49-98	147-4.6	102-6	62	45	14	33	358-11.2
04	Zack Atkinson	30-20	536-17.9	73-139	.525	0-0	.000	22-37	.595	36-72	108-3.6	60-4	7	20	39	8	168-5.6
10	Patrick Rembert	32-15	798-24.9	48-140	.343	18-55	.327	60-73	.822	9-59	68-2.1	63-0	81	40	3	21	174-5.4
32	Pavol Losonsky	27-10	356-13.2	47-105	.448	0-2	.000	19-27	.704	32-36	68-2.5	46-1	13	27	0	6	113-4.2
23	Mike Wilder	26-4	436-16.8	31-89	.348	21-61	.344	16-21	.762	8-44	52-2.0	35-0	34	24	3	9	99-3.8
20	Adam Folker	32-9	489-15.3	36-75	.480	0-1	.000	22-43	.512	51-83	134-4.2	53-2	6	19	5	12	94-2.9
03	Derrick Strings	21-2	201-9.6	19-64	.297	12-36	.333	11-13	.846	3-18	21-1.0	21-0	9	12	2	5	61-2.9
22	Jonas Lalehzadeh	13-3	100-7.7	10-26	.385	3-10	.300	3-5	.600	6-6	12-0.9	22-1	7	6	4	3	26-2.0
25	Emil Kim	21-1	204-9.7	15-33	.455	1-4	.250	8-18	.444	7-18	25-1.2	28-1	10	12	1	7	39-1.9
42	Peter Simek	20-0	145-7.3	15-40	.375	0-0	.000	3-6	.500	22-23	45-2.3	20-1	0	7	0	2	33-1.7
00	Derick Flowers	20-0	130-6.5	11-35	.314	4-13	.308	3-7	.429	1-5	6-0.3	11-0	18	13	0	1	29-1.5
11	Brandon Scott	7-0	38-5.4	2-7	.286	0-4	.000	2-2	1.000	0-4	4-0.6	4-0	0	2	0	2	6-0.9
02	Rashaad Ubah	2-0	6-3.0	0-0	.000	0-0	.000	0-0	.000	0-1	1-0.5	0-0	0	0	1	0	0-0.0
TEAM										48-37	85-2.7	4	5				
UC IRVINE		32	6425	749-1772	.423	188-543	.346	476-658	.723	352-708	1060-33.1	603-20	419	367	89	181	2162-67.6
Opponents		32	6425	752-1688	.445	204-518	.394	520-733	.709	345-779	1124-35.1	584-12	387	428	94	151	2228-69.6

2009-10 CONFERENCE STATISTICS

No.	Player	G-GS	Min - Avg	FG-FGA	Pct	3P-3PA	Pct	FT-FTA	Pct	Off-Def	Tot- Avg	PF-FO	AT	TO	BS	ST	Pts - Avg
34	Eric Wise	16-16	540-33.8	92-206	.447	4-16	.250	75-117	.641	38-69	107-6.7	48-3	48	31	9	13	263-16.4
05	Michael Hunter	16-16	486-30.4	70-173	.405	40-110	.364	48-56	.857	5-29	34-2.1	22-0	29	28	1	22	228-14.3
01	Darren Moore	16-16	540-33.8	61-129	.473	28-58	.483	48-60	.800	29-55	84-5.3	54-4	29	22	8	11	198-12.4
10	Patrick Rembert	16-8	466-29.1	32-87	.368	13-37	.351	33-40	.825	6-35	41-2.6	35-0	54	22	2	12	110-6.9
20	Adam Folker	16-8	312-19.5	24-50	.480	0-1	.000	19-30	.633	31-50	81-5.1	30-0	1	10	3	7	67-4.2
03	Derrick Strings	12-2	116-9.7	13-34	.382	9-22	.409	7-8	.875	2-9	11-0.9	10-0	7	7	1	2	42-3.5
04	Zack Atkinson	16-8	232-14.5	20-45	.444	0-0	.000	11-20	.550	15-34	49-3.1	30-2	4	13	15	3	51-3.2
32	Pavol Losonsky	14-2	130-9.3	15-43	.349	0-1	.000	4-10	.400	10-13	23-1.6	18-0	4	8	0	1	34-2.4
25	Emil Kim	8-0	92-11.5	6-14	.429	1-2	.500	4-8	.500	1-4	5-0.6	16-1	4	4	0	5	17-2.1
22	Jonas Lalehzadeh	8-2	57-7.1	6-10	.600	1-4	.250	3-5	.600	2-1	3-0.4	17-1	2	3	2	2	16-2.0
23	Mike Wilder	12-2	156-13.0	7-35	.200	4-26	.154	4-4	1.000	5-12	17-1.4	10-0	12	13	1	1	22-1.8
00	Derick Flowers	9-0	50-5.6	3-9	.333	1-3	.333	1-2	.500	0-4	4-0.4	3-0	7	7	0	0	8-0.9
42	Peter Simek	8-0	38-4.8	2-7	.286	0-0	.000	0-0	.000	1-4	5-0.6	8-1	0	1	0	0	4-0.5
11	Brandon Scott	2-0	10-5.0	0-3	.000	0-3	.000	0-0	.000	0-0	0-0.0	0-0	0	0	0	0	0-0.0
TEAM										26-20	46-2.9	3	3				
UC IRVINE		16	3225	351-845	.415	101-283	.357	257-360	.714	171-339	510-31.9	304-12	201	172	42	79	1060-66.2
Opponents		16	3225	374-817	.458	99-254	.390	271-385	.704	168-385	553-34.6	308-8	197	204	47	72	1118-69.9

RETURNEE CAREER STATS (Two Year Experience Min.)

Player	G-GS	Min - Avg	FG-FGA	Pct	3P-3PA	Pct	FT-FTA	Pct	Off-Def	Tot- Avg	PF-FD	AT	TO	BS	ST	Pts - Avg
Adam Folker	48-15	713-14.9	51-114	.447	0-1	.000	26-47	.553	69-101	170-3.5	94-4	16	30	8	16	128-2.7
Jonas Lalehzadeh	18-3	106-5.9	10-27	.370	3-10	.300	3-5	.600	6-6	12-0.9	24-1	7	6	4	3	26-2.0
Darren Moore	38-36	1154-30.4	122-285	.428	45-118	.381	103-135	.763	52-111	163-4.3	113-7	70	51	15	42	392-10.3
Patrick Rembert	87-29	1948-22.4	138-361	.382	45-128	.352	135-182	.742	23-144	167-1.9	149-0	193	112	5	41	456-5.2
Derrick Strings	50-10	693-13.9	77-219	.352	43-116	.371	23-28	.821	14-52	66-1.3	59-0	31	32	4	8	220-4.4
Eric Wise	63-62	1967-31.2	331-737	.449	11-41	.268	282-385	.733	143-249	392-6.2	155-5	150	121	26	52	955-15.2

UC RIVERSIDE HIGHLANDERS

QUICK FACTS

Location:..... Riverside, CA
 Enrollment: 20,510
 Founded: 1954
 Colors: Blue & Gold
 Nickname: Highlanders
 Arena (Capacity): Student Recreation Center (2,753)

Chancellor: Timothy P. White
 Athletic Director: Stan Morrison
 Senior Woman Administrator: Janet Lucas
 Men's Basketball SID: John Maxwell
 Phone: (951) 827-5438
 Email Address: john.maxwell@ucr.edu
 Website Address: gohighlanders.com

Head Coach: Jim Wooldridge
 Career Record: 350-288 (22 years)
 Record at UCR: 38-51 (3 years)
 Alma Mater: Louisiana Tech (1977)
 Assistant Coach: Vonn Webb
 Assistant Coach: Dennis Cutts
 Assistant Coach: Chris Brazelton

Letterwinners Returning/Lost: 2/14
 Starters Returning/Lost: 1/5
 Newcomers: 11
 2009-10 Record: 12-17
 2009-10 Big West Record: 5-11 (9th)

HEAD COACH JIM WOOLDRIDGE

4th Season
Louisiana Tech
(1977)

Career Record: 350-288 (.549)
UCR Record: 38-51 (.427)



- Won a school Division I record 17 games in only his second season at the helm of the Highlanders.
- Led UCR to a program record eight conference wins in 2008-09.
- Piloted program to first-ever winning season in Division I history with a 17-13 record in 2008-09.
- Spent six years at Kansas State in his most recent stint as a head coach, leading the Wildcats to their first winning season in six years when they finished 17-12 in 2004-05.
- Ranked sixth on the Kansas State all-time wins list with 83.
- Served two years as an assistant coach to Tim Floyd with the Chicago Bulls, helping develop such players as 1999-2000 Co-Rookie of the Year Elton Brand and Ron Artest, a member of the 1999-2000 All-Rookie Team.

Wooldridge's Coaching Record

Year	School	W	L	Pct.
1985-86	Central Missouri State	17	10	.630
1986-87	Central Missouri State	20	8	.714
1987-88	Central Missouri State	18	10	.643
1988-89	Central Missouri State	22	9	.710
1989-90	Central Missouri State	27	6	.818
1990-91	Central Missouri State	27	5	.844
1991-92	Texas State	7	20	.259
1992-93	Texas State	14	13	.519
1993-94	Texas State	25	7	.781
1994-95	Louisiana Tech	14	13	.519
1995-96	Louisiana Tech	11	17	.393
1996-97	Louisiana Tech	15	14	.517
1997-98	Louisiana Tech	12	15	.444
2000-01	Kansas State	11	18	.379
2001-02	Kansas State	13	16	.448
2002-03	Kansas State	13	17	.433
2003-04	Kansas State	14	14	.500
2004-05	Kansas State	17	12	.586
2005-06	Kansas State	15	13	.536
2007-08	UC Riverside	9	21	.300
2008-09	UC Riverside	17	13	.567
2009-10	UC Riverside	12	17	.414
Career Totals		350	288	.549

Coaching Experience: Assistant coach, Louisiana Tech, 1977-78...assistant coach, East Central State, 1978-82...assistant coach, Central Missouri State, 1982-85... head coach, Central Missouri State, 1985-91...head coach, Texas State, 1991-94... head coach, Louisiana Tech, 1994-98...assistant coach, Chicago Bulls, 1998-2000... head coach, Kansas State, 2000-06...head coach, UC Riverside, 2007-present.

UC RIVERSIDE STAFF



Dr. Timothy P. White

Chancellor



Stan Morrison

Director of Athletics



Janet Lucas

Senior Woman Administrator



John Maxwell

Assistant AD/ Media Relations



All-Time Coaches


Years	Coach	W	L	Pct.
1954-66	Franklin Lindeburg	89	151	.269
1966-69	Dwain Lewis	47	30	.610
1969-79	Freddie Goss	163	110	.597
1979-05	John Masi	462	269	.632
2005-06	David Spencer	5	23	.179
2006-07	Vonn Webb	7	24	.226
2007-Present	Jim Wooldridge	38	51	.427

2010-11 ROSTER

NO.	PLAYER	POS	HT	WT	YR-EXP	HOMETOWN/LAST SCHOOL
1	Javon Borum	G	5-11	190	Sr.-1V	Washington, D.C./Wallace State CC
3	Daymond Cowlah	G	6-0	180	Fr.-HS	Sylmar, CA/Kiski School
5	Kareem Nitoto	G	6-1	185	Jr.-TR	Oakland, CA/Hawaii
11	Tyquan Brown	F	6-7	215	Jr.-JC	Bronx, NY/Kaskaskia College
12	Phil Martin	G	6-4	200	Jr.-JC	Staten Island, NY/NE Oklahoma College
13	Elliott Berry	F	6-7	210	Jr.-JC	Fresno, CA/Pasadena CC
15	Andy Saharan	G	6-5	180	So.-JC	Hawthorne, CA/LA Harbor College
21	Kevin Bradshaw	F	6-8	225	Jr.-JC	Upland, CA/Riverside CC
22	Harrison Gaines	G	6-0	170	Jr.-TR	Victorville, CA/Pennsylvania
23	BJ Sheary	F	6-7	220	Jr.-JC	Boise, ID/Northern Idaho College
25	Delonte Taylor	G	6-5	205	Jr.-JC	Washington, DC/Chandler-Gilbert College
30	David Chavarria	F	6-7	230	Jr.-2V	Rialto, CA/Eisenhower HS
35	Derrell Swanson	G	6-2	185	Fr.-HS	Lake Elsinore, CA/Lakeside HS

UC RIVERSIDE HIGHLANDERS

HIGHLANDER PLAYERS TO WATCH



JAVON BORUM

5-11 / 190 / Senior
Washington, D.C.
Wallace State CC

#1

- Redshirted the entire 2009-10 season due to injury.

- Ranked second on the squad in scoring with 9.7 points per game in 2008-09.

- Led the team with 43 threes and ranked fourth in the Big West in three-point field goal percentage (.426).

- Shot 80.7% (67 of 83) from the free throw line, the sixth-best percentage in the league in 2008-09.

- Started all 29 games he played in.

CAREER STATS

Season	GP-GS	FG%	FT%	PTS	PPG	REB	RPG
2008-09	29-29	41.9	80.7	280	9.7	56	1.9
Career	29-29	41.9	80.7	280	9.7	56	1.9



DAVID CHAVARRIA

6-7 / 230 / Junior
Rialto, Calif.
Eisenhower HS

#30

- One of only two letterwinners returning for the Highlanders in 2010-11.

- Played in 25 games last season, starting four times.

- Collected a career-high 10 rebounds at Sacramento State on November 28, 2009.

- Scored a career-high seven points on four occasions - most recently versus Youngstown State on February 20, 2010.

- Made 51.1 percent (24 of 47) from the field.

CAREER STATS

Season	GP-GS	FG%	FT%	PTS	PPG	REB	RPG
2008-09	7-0	0.0	1.000	2	0.3	4	0.6
2009-10	25-4	51.1	50.0	57	2.3	63	2.5
Career	32-4	51.1	55.0	59	1.8	67	2.1

2010-11 SCHEDULE

Date	Day	Opponent	Time
11/1	Mon.	#CAL STATE LOS ANGELES	7:00 pm
11/12	Fri.	at UNLV	7:30 pm
11/15	Mon.	POMONA-PITZER	7:00 pm
11/19	Fri.	^vs. Lamar	10:30 am
11/20	Sat.	^at SMU	3:30 pm
11/21	Sun.	^vs. Portland State	2:30 pm
11/28	Sun.	at San Jose State	2:00 pm
12/2	Thr.	TEXAS-SAN ANTONIO	7:00 pm
12/12	Sun.	at Stanford	5:00 pm
12/14	Tue.	at Saint Mary's	7:00 pm
12/19	Sun.	MONTANA STATE	2:00 pm
12/22	Wed.	at Cal State Bakersfield	7:00 pm
12/28	Tue.	*at UC Irvine	7:00 pm
1/4	Tue.	LA SIERRA	7:00 pm
1/8	Sat.	*CAL STATE FULLERTON (PRIME)	7:30 pm
1/13	Thr.	*at Cal State Northridge	7:05 pm
1/15	Sat.	*at UC Santa Barbara	7:00 pm
1/20	Thr.	*CAL POLY	7:00 pm
1/27	Thr.	*at UC Davis	7:00 pm
1/29	Sat.	*at Pacific	7:00 pm
2/3	Thr.	*CAL STATE NORTHRIDGE	7:00 pm
2/5	Sat.	*at Cal State Fullerton	6:05 pm
2/10	Thr.	*UC SANTA BARBARA	7:00 pm
2/12	Sat.	*at Cal Poly	7:00 pm
2/16	Wed.	*at Long Beach State	7:05 pm
2/19	Sat.	at Bracket Busters	TBA
2/24	Thr.	*PACIFIC	7:00 pm
2/26	Sat.	*UC DAVIS	5:00 pm
3/2	Wed.	*LONG BEACH STATE	8:00 pm
3/5	Sat.	*UC IRVINE	7:00 pm
3/10-12	Thr.-Sat.	Big West Tournament (Anaheim, CA)	TBA

#Exhibition Home games in **bold CAPS**
^SMU Tournament (Dallas, TX)
*Big West game All Times are Pacific

2009-10 RESULTS (12-17, 5-11)

Date	Opponent	Score	High Scorer(s)
11/14	at New Mexico	L, 51-67	Cunningham (11)
11/17	at USC	L, 67-77	Veteto (14)
11/19	La Verne	W, 87-71	Austin (25)
11/22	San Jose State	W, 70-66	Austin (20)
11/28	at Sacramento State	W, 59-58	Austin (12)
12/2	Cal State Bakersfield	W, 87-47	Austin (19)
12/4	San Diego	W, 58-55	Austin (28)
12/13	at Northern Arizona	L, 56-68	Meo (16)
12/16	Berry College	W, 85-53	Dowdy (14)
12/19	at Montana	L, 52-67	Austin (14)
12/21	at Southern Utah	L, 65-76	Austin (21)
12/29	at San Diego State	L, 53-58	Austin (19)
1/2	*Long Beach State	•W, 69-67	Austin (20)
1/4	*UC Santa Barbara	L, 53-57	Austin (20)
1/9	*Cal State Fullerton (FSNW)	L, 56-69	Cunningham (18)
1/14	*at Cal State Northridge	L, 50-64	Austin (18)
1/16	*at UC Santa Barbara	L, 56-63	Austin (25)
1/21	*at Cal Poly	L, 65-67	Austin (17)
1/23	*at UC Irvine (FSNPT)	W, 65-56	Gordon (19)
1/28	*UC Davis	L, 50-60	Austin (22)
1/30	*Pacific (ESPN2)	L, 57-72	Cunningham (11)
2/4	*Cal State Northridge	L, 47-63	Austin (17)
2/6	*at Cal State Fullerton	W, 76-59	Austin (35)
2/13	*Cal Poly	••L, 84-87	Austin (39)
2/17	*UC Irvine	W, 74-57	Austin (16)
2/20	Youngstown State	W, 62-60	Austin (13)
2/25	*at Pacific	W, 62-53	Austin (23)
2/28	*at UC Davis	L, 43-66	Austin, McMullan (8)
3/5	*at Long Beach State (FSNW)	L, 74-76	Gurganious (22)

*Big West game
• Overtime
Home games in **bold**

UC RIVERSIDE HIGHLANDERS

2009-10 OVERALL STATISTICS

No.	Player	G-GS	Min - Avg	FG-FGA	Pct	3P-3PA	Pct	FT-FTA	Pct	Off-Def	Tot- Avg	PF-FO	AT	TO	BS	ST	Pts - Avg
20	Kyle Austin	29-29	996-34.3	180-401	.449	25-70	.357	125-200	.625	96-118	214-7.4	62-1	49	65	9	19	510-17.6
42	Larry Gurganious	29-29	849-29.3	84-187	.449	1-6	.167	71-120	.592	86-103	189-6.5	67-4	60	76	14	27	240-8.3
12	Lateef McMullan	27-9	583-21.6	51-140	.364	32-78	.410	36-49	.735	4-49	53-2.0	38-0	56	50	0	17	170-6.3
13	Sean Cunningham	29-28	736-25.4	54-150	.360	26-64	.406	45-53	.849	4-83	87-3.0	61-0	88	55	8	26	179-6.2
03	Dwight Gordon	25-9	529-21.2	54-139	.388	7-25	.280	22-39	.564	3-27	30-1.2	28-0	39	24	5	13	137-5.5
32	Rudy Meo	25-1	256-10.2	40-90	.444	26-58	.448	23-27	.852	3-26	29-1.2	33-1	14	17	2	7	129-5.2
24	Brandon Dowdy	29-11	540-18.6	51-151	.338	23-88	.261	13-18	.722	5-46	51-1.8	33-0	21	12	3	26	138-4.8
41	Konner Veteto	27-9	364-13.5	35-78	.449	0-0	.000	32-55	.582	35-72	107-4.0	57-1	1	21	5	2	102-3.8
04	Bryson Hampton	28-16	480-17.1	44-87	.506	0-0	.000	13-20	.650	45-54	99-3.5	59-1	4	17	19	4	101-3.6
23	Jesse LoBue	18-0	155-8.6	19-51	.373	9-26	.346	3-4	.750	6-21	27-1.5	15-0	3	5	1	3	50-2.8
30	David Chavarria	25-4	262-10.5	24-47	.511	0-1	.000	9-18	.500	20-43	63-2.5	64-3	7	22	1	4	57-2.3
11	Jalonni Diggs	9-0	71-7.9	4-16	.250	4-13	.308	1-1	1.000	1-1	2-0.2	6-0	6	1	0	1	13-1.4
10	Niko Brooks	6-0	42-7.0	2-6	.333	0-4	.000	1-4	.250	0-0	0-0.0	8-0	5	5	0	0	5-0.8
22	Colin Chadwick	3-0	9-3.0	1-3	.333	0-0	.000	0-0	.000	2-0	2-0.7	0-0	0	0	0	0	2-0.7
02	Idris Ibn Idris	1-0	3-3.0	0-0	.000	0-0	.000	0-0	.000	0-2	2-2.0	0-0	0	0	0	0	0-0.0
TEAM										52-56	108-3.7	1	7				
UC RIVERSIDE		29	5875	643-1546	.416	153-433	.353	394-608	.648	362-701	1063-36.7	532-11	353	377	67	149	1833-63.2
Opponents		29	5875	621-1494	.416	220-599	.367	397-603	.658	272-658	930-32.1	549-15	363	348	91	173	1859-64.1

2009-10 CONFERENCE STATISTICS

No.	Player	G-GS	Min - Avg	FG-FGA	Pct	3P-3PA	Pct	FT-FTA	Pct	Off-Def	Tot- Avg	PF-FO	AT	TO	BS	ST	Pts - Avg
20	Kyle Austin	16-16	579-36.2	107-243	.440	21-46	.457	76-119	.639	51-67	118-7.4	35-0	30	37	4	12	311-19.4
12	Lateef McMullan	14-9	389-27.8	33-90	.367	20-50	.400	29-38	.763	4-27	31-2.2	21-0	36	27	0	15	115-8.2
42	Larry Gurganious	16-16	464-29.0	42-98	.429	0-0	.000	41-63	.651	57-56	113-7.1	41-3	29	39	8	15	125-7.8
13	Sean Cunningham	16-15	395-24.7	26-89	.292	11-37	.297	27-32	.844	3-41	44-2.8	34-0	40	31	4	11	90-5.6
32	Rudy Meo	13-1	112-8.6	20-43	.465	11-28	.393	8-11	.727	2-8	10-0.8	15-1	2	6	0	4	59-4.5
03	Dwight Gordon	13-2	259-19.9	22-61	.361	3-9	.333	10-19	.526	2-16	18-1.4	12-0	20	12	2	7	57-4.4
04	Bryson Hampton	16-14	339-21.2	32-62	.516	0-0	.000	6-10	.600	29-39	68-4.3	37-1	4	11	14	3	70-4.4
23	Jesse LoBue	8-0	72-9.0	12-25	.480	8-18	.444	0-0	.000	2-9	11-1.4	7-0	3	4	0	2	32-4.0
24	Brandon Dowdy	16-5	296-18.5	24-73	.329	9-43	.209	5-8	.625	5-25	30-1.9	14-0	12	6	2	18	62-3.9
41	Konner Veteto	14-0	149-10.6	9-22	.409	0-0	.000	11-22	.500	14-32	46-3.3	24-0	0	6	2	0	29-2.1
11	Jalonni Diggs	7-0	66-9.4	4-16	.250	4-13	.308	1-1	1.000	1-1	2-0.3	6-0	6	1	0	1	13-1.9
10	Niko Brooks	3-0	29-9.7	2-4	.500	0-2	.000	0-0	.000	0-0	0-0.0	7-0	4	3	0	0	4-1.3
30	David Chavarria	13-2	126-9.7	7-17	.412	0-0	.000	0-4	.000	5-22	27-2.1	31-2	0	7	1	2	14-1.1
TEAM										23-27	50-3.1	4					
UC RIVERSIDE		16	3275	340-843	.403	87-246	.354	214-327	.654	198-370	568-35.5	284-7	186	194	37	90	981-61.3
Opponents		16	3275	347-813	.427	126-320	.394	216-325	.665	155-365	520-32.5	298-7	200	188	53	103	1036-64.8

RETURNEE CAREER STATS (Two Year Experience Min.)

Player	G-GS	Min - Avg	FG-FGA	Pct	3P-3PA	Pct	FT-FTA	Pct	Off-Def	Tot- Avg	PF-FD	AT	TO	BS	ST	Pts - Avg
David Chavarria	32-4	287-9.0	24-47	.511	0-1	.000	11-20	.550	20-47	67-2.1	69-3	7	27	1	5	59-1.8

UC SANTA BARBARA GAUCHOS

QUICK FACTS

Location:..... Santa Barbara, CA
 Enrollment: 20,847
 Founded: 1944
 Colors: Blue & Gold
 Nickname: Gauchos
 Arena (Capacity): The Thunderdome (6,000)

Chancellor: Dr. Henry Yang
 Athletic Director: Mark Massari
 Senior Woman Administrator: Diane O'Brien
 Men's Basketball SID: Bill Mahoney
 Phone: (805) 893-3428
 Email Address: bill.mahoney@athletics.ucsb.edu
 Website Address: UCSBgauchos.com

Head Coach: Bob Williams
 Career Record: 388-256 (22 years)
 Record at UCSB: 199-156 (12 years)
 Alma Mater: San Jose State (1976)
 Assistant Coach: Matt Stock
 Assistant Coach: Kevin Bromley
 Assistant Coach: Jono Metzger-Jones

Letterwinners Returning/Lost: 10/3
 Starters Returning/Lost: 5/0
 Newcomers: 4
 2009-10 Record: 20-10
 2009-10 Big West Record: 12-4 (1st)



HEAD COACH BOB WILLIAMS

13th Season
San Jose State (1976)

Career Record: 388-256 (.602)
UCSB Record: 199-156 (.561)



Williams' Coaching Record

Year	School	W	L	Pct.
1986-87	Menlo College	13	13	.500
1987-88	Menlo College	18	11	.621
1990-91	UC Davis	20	8	.714
1991-92	UC Davis	19	11	.633
1992-93	UC Davis	13	14	.482
1993-94	UC Davis	11	15	.423
1994-95	UC Davis	20	11	.645
1995-96	UC Davis	24	6	.800
1996-97	UC Davis	20	9	.690
1997-98	UC Davis	31	2	.939
1998-99	UC Santa Barbara	15	13	.536
1999-00	UC Santa Barbara	14	14	.500
2000-01	UC Santa Barbara	13	15	.464
2001-02	UC Santa Barbara	20	11	.645
2002-03	UC Santa Barbara	18	14	.563
2003-04	UC Santa Barbara	16	12	.571
2004-05	UC Santa Barbara	11	18	.379
2005-06	UC Santa Barbara	15	14	.517
2006-07	UC Santa Barbara	18	11	.621
2007-08	UC Santa Barbara	23	9	.719
2008-09	UC Santa Barbara	16	15	.516
2009-10	UC Santa Barbara	20	10	.667
Career Totals		388	256	.602

All-Time Coaches

Years	Coach	W	L	Pct.
1921-22	Miss Alice Bradley	8	5	.615
1922-27	Otho J. Gilliland	27	11	.710
1927-29	Dudley DeGroot	8	14	.363
1929-36	Harold Davis	36	62	.368
1936-37	Paul Jones	2	8	.200
1937-57	Willie Wilton	205	163	.557
1957-66	Art Gallon	122	109	.528
1966-78	Ralph Barkey	169	144	.540
1978-83	Ed DeLacy	51	83	.380
1983-98	Jerry Pimm	222	202	.523
1998-Present	Bob Williams	199	156	.561

- Led Gauchos to 20-10 overall record, their second Big West Tournament title and the program's fourth NCAA Tournament appearance in 2009-10.
- Ranks fifth all-time in Big West history with 199 victories. Needs 23 wins to become UCSB's all-time winningest coach.
- Named 2009-10 Big West Coach of the Year, marking the third time he has received that honor (1999, 2003).
- Has steered the Gauchos to winning records in eight of the last nine seasons.
- Led the Gauchos to a school record 23 victories in 2007-08.
- Guided program to four postseason appearances (2 NCAA, 2 NIT).
- Led UC Davis to the Division II National Championship in 1998.
- Selected NCAA Division II Coach of the Year in 1998.

Coaching Experience: Assistant Coach, San Lorenzo Valley High School, 1975-76...head coach, Santa Cruz High School, 1976-78...assistant coach, Cabrillo College, 1978-79...head coach, Lincoln High School, 1979-80...head coach, Cabrillo College, 1980-83...head coach, Menlo College, 1983-88...assistant coach, Pepperdine, 1988-90...head coach, UC Davis, 1990-98...head coach, UC Santa Barbara, 1998-present.

UC SANTA BARBARA STAFF



Dr. Henry Yang

Chancellor



Mark Massari

Director of Athletics



Diane O'Brien

Senior Woman Administrator



Bill Mahoney


Assistant AD/Communications

2010-11 ROSTER

NO.	PLAYER	POS	HT	WT	YR-EXP	HOMETOWN/LAST SCHOOL
0	Jaimé Serna	F	6-9	235	Jr.-2V	Laguna Beach, CA/Santa Margarita HS
3	Jordan Weiner	G	6-0	173	Sr.-3V	Encino, CA/Birmingham HS
10	Kyle Boswell	G	6-2	180	Fr.-HS	Huntington Beach, CA/Edison HS
11	Justin Joyner	G	6-0	177	Sr.-3V	Antioch, CA/De La Salle HS
14	Brad Lewis	G	6-2	170	Fr.-RS	Simi Valley, CA/Simi Valley HS
20	Will Brew	G	6-3	175	Jr.-2V	Oakland, CA/St. Mary's HS
21	James Nunnally	F	6-6	205	Jr.-2V	Stockton, CA/Weston Ranch HS
24	Christian Peterson	G	6-3	219	Jr.-SQ	Carlsbad, CA/Carlsbad HS
25	Lucas Devenny	F	6-9	250	So.-1V	Santa Rosa, CA/Piner HS
30	Tyler Steinhause	G	6-1	160	So.-HS	San Diego, CA/Scripps Ranch HS
32	Jon Pastorek	F	6-10	210	Sr.-1V	Anaheim, CA/San Diego State
33	Orlando Johnson	G	6-5	205	Jr.-1V	Seaside, CA/Loyola Marymount
41	Seth Kamphoefner	F	6-9	210	So.-SQ	Terra Linda, CA/Terra Linda HS
43	Troy Leaf	G	6-2	180	Fr.-HS	El Cajon, CA/Foothills Christian HS
55	Greg Somogyi	C	7-3	242	Jr.-2V	Budapest, Hungary/Woodside Priory
	Tony Williams	G	6-1	165	Fr.-HS	Rocklin, CA/Rocklin HS

UC SANTA BARBARA GAUCHOS

GAUCHO PLAYERS TO WATCH



JAMES NUNNALLY

6-5 / 205 / Junior
San Jose, Calif.
Weston Ranch HS

#21

- Named All-Big West Second Team in 2009-10.
- Averaged 14.7 points per game to rank ninth in the Big West last season.
- Made 45.5% (46-of-101) from three-point range for the second-best mark in the league.

- Enters the 2010-11 season needing 330 points to reach 1,000 for his career.
- Posted nine games of 20 points or more last season.



ORLANDO JOHNSON

6-5 / 205 / Junior
Seaside, Calif.
Loyola Marymount

#33

- Selected 2009-10 Big West Player of the Year.
- Led the Big West in scoring (18.0 ppg) and ranked No. 14 in rebounding (5.4 rpg).
- Topped the Gauchos in scoring on 16 occasions, including a career-high 28 points in a victory at Pacific.

- Scored in double figures in all 30 games.
- Ranked seventh in the Big West in field goal percentage, hitting 48.1% (176 of 366) of his shots.

CAREER STATS

Season	GP-GS	FG%	FT%	PTS	PPG	REB	RPG
2008-09	31-7	46.4	77.0	245	7.9	103	3.3
2009-10	29-24	45.5	74.3	425	14.7	163	5.6
Career	60-31	45.9	75.3	670	11.2	266	4.4

CAREER STATS

Season	GP-GS	FG%	FT%	PTS	PPG	REB	RPG
2009-10	30-29	48.1	70.3	540	18.0	162	5.4
Career	30-29	48.1	70.3	540	18.0	162	5.4

2010-11 SCHEDULE

Date	Day	Opponent	Time
11/5	Fri.	#THE MASTER'S COLLEGE	7:00 pm
11/12	Fri.	^vs. Denver	4:30 pm
11/13	Sat.	^vs. North Dakota State	6:00 pm
11/14	Sun.	^at Oregon	6:00 pm
11/20	Sat.	FRESNO STATE	7:00 pm
11/27	Sat.	at Portland	7:00 pm
12/1	Wed.	LOYOLA MARYMOUNT	7:00 pm
12/4	Sat.	at Santa Clara	7:00 pm
12/15	Wed.	at UNLV	7:00 pm
12/18	Sat.	at San Diego State	7:00 pm
12/21	Tue.	CAL BAPTIST	7:00 pm
12/28	Tue.	*LONG BEACH STATE (ESPNU)	8:00 pm
12/31	Fri.	FRESNO PACIFIC	2:00 pm
1/6	Thr.	*at UC Davis	7:00 pm
1/8	Sat.	*at Pacific	7:00 pm
1/13	Thr.	*UC IRVINE	7:05 pm
1/15	Sat.	*UC RIVERSIDE	7:05 pm
1/22	Sat.	*at Cal State Fullerton	6:05 pm
1/27	Thr.	*at Cal Poly	7:00 pm
1/29	Sat.	*CAL STATE NORTHRIDGE	7:05 pm
2/3	Thr.	*PACIFIC (ESPNU)	8:30 pm
2/5	Sat.	*UC DAVIS (PRIME)	7:30 pm
2/10	Thr.	*at UC Riverside	7:00 pm
2/12	Sat.	*at UC Irvine (FS WEST)	5:30 pm
2/16	Wed.	*CAL STATE FULLERTON	7:05 pm
2/19	Sat.	BRACKET BUSTERS	TBA
2/24	Thr.	*at Cal State Northridge	7:05 pm
2/26	Sat.	*at Long Beach State	4:05 pm
3/5	Sat.	*CAL POLY	7:05 pm
3/10-12	Thr.-Sat.	Big West Tournament (Anaheim, CA)	TBA

#Exhibition Home games in **bold CAPS**
^BTI Tipoff Classic (Eugene, OR) All Times are Pacific
*Big West game

2009-10 RESULTS (20-10, 12-4)

Date	Opponent	Score	High Scorer(s)
11/14	Cal State Los Angeles	W, 85-57	Johnson (19)
11/17	Weber State	W, 66-57	Johnson (19)
11/23	San Francisco	W, 76-65	Johnson (25)
11/28	at Loyola Marymount	W, 89-84	Powell (21)
12/1	Santa Clara	L, 68-79	C. Brew (12)
12/5	San Diego State	L, 61-69	Powell (20)
12/18	at Montana State	L, 64-76	Nunnally (13)
12/21	at Arizona State	L, 42-69	Johnson (16)
12/28	^vs. Furman	W, 72-60	Nunnally (24)
12/29	^at California	L, 66-87	Johnson (17)
1/2	*at UC Irvine	L, 55-57	Johnson (19)
1/4	*at UC Riverside	W, 57-53	Nunnally (19)
1/8	*UC Davis (ESPNU)	W, 68-47	Nunnally (17)
1/10	*Pacific	W, 68-67	Johnson (24)
1/14	*at Long Beach State	L, 47-67	Johnson (12)
1/16	*UC Riverside	W, 63-56	Nunnally (20)
1/23	*Cal State Fullerton	•W, 85-80	Johnson (27)
1/28	*Cal Poly	W, 80-57	Nunnally (20)
1/30	*at Cal State Northridge	L, 69-76	Nunnally (21)
2/4	*at Pacific	W, 61-48	Johnson (28)
2/6	*at UC Davis	W, 81-77	Nunnally (24)
2/13	*Long Beach State (FSNPT)	W, 64-62	Serna (17)
2/17	*at Cal State Fullerton	W, 73-65	Nunnally, Johnson (18)
2/20	at Fresno State	W, 64-60	Johnson (23)
2/24	*Cal State Northridge	W, 74-69	Johnson (19)
2/27	*at Cal Poly	L, 57-60	Johnson (21)
3/3	*UC Irvine	W, 77-74	Nunnally (22)
3/12	=vs. UC Davis	W, 76-62	Powell (22)
3/13	=vs. Long Beach State	W, 69-64	Johnson (20)
3/19	\$vs. No. 5 Ohio State	L, 51-68	Johnson (20)

*Big West game • Overtime
^Cal Classic (Berkeley, CA)
=Big West Tournament (Anaheim, CA)
\$NCAA Tournament Midwest Regional (Milwaukee, WI)
Home games in **bold**

UC SANTA BARBARA GAUCHOS

2009-10 OVERALL STATISTICS

No.	Player	G-GS	Min - Avg	FG-FGA	Pct	3P-3PA	Pct	FT-FTA	Pct	Off-Def	Tot- Avg	PF-FO	AT	TO	BS	ST	Pts - Avg		
33	Orlando Johnson	30-29	939-31.3	176-366	.481	46-116	.397	142-202	.703	56-106	162-5.4	72-0	69	81	17	21	540-18.0		
21	James Nunnally	29-24	868-29.9	133-292	.455	46-101	.455	113-152	.743	41-122	163-5.6	58-0	56	87	4	20	425-14.7		
42	James Powell	30-14	637-21.2	90-216	.417	61-148	.412	44-48	.917	4-60	64-2.1	56-0	43	28	2	21	285-9.5		
00	Jaime Serna	30-27	651-21.7	88-168	.524	0-1	.000	58-84	.690	44-79	123-4.1	94-6	16	54	18	26	234-7.8		
20	Will Brew	30-30	740-24.7	44-124	.355	15-56	.268	41-66	.621	15-50	65-2.2	72-1	79	56	1	40	144-4.8		
12	Jacob Mercer	1-0	7-7.0	1-1	1.000	0-0	.000	2-2	1.000	0-0	0-0.0	1-0	0	1	0	0	4-4.0		
03	Jordan Weiner	28-11	398-14.2	26-64	.406	20-53	.377	11-17	.647	5-21	26-0.9	39-1	28	20	2	23	83-3.0		
01	Chris Brew	15-0	130-8.7	17-37	.459	0-1	.000	10-21	.476	8-8	16-1.1	9-0	12	8	0	9	44-2.9		
15	Sam Phippen	22-5	207-9.4	22-49	.449	5-17	.294	8-13	.615	5-38	43-2.0	24-0	6	14	2	2	57-2.6		
55	Greg Somogyi	28-1	322-11.5	31-74	.419	0-3	.000	9-26	.346	11-65	76-2.7	40-0	10	22	38	5	71-2.5		
32	Jon Pastorek	27-3	295-10.9	21-52	.404	5-15	.333	15-25	.600	15-45	60-2.2	28-0	19	26	6	8	62-2.3		
04	Paul Roemer	21-4	218-10.4	8-28	.286	4-17	.235	10-12	.833	6-15	21-1.0	29-1	17	19	0	9	30-1.4		
25	Lucas Devenny	26-2	277-10.7	13-27	.481	0-0	.000	9-20	.450	12-32	44-1.7	19-0	13	13	2	5	35-1.3		
24	Christian Peterson	2-0	5-2.5	1-1	1.000	0-0	.000	0-1	.000	0-0	0-0.0	1-0	0	1	0	1	2-1.0		
11	Justin Joyner	22-0	328-14.9	3-23	.130	3-16	.188	3-9	.333	1-25	26-1.2	29-0	46	22	0	12	12-0.5		
41	Seth Kamphoefner	1-0	3-3.0	0-0	.000	0-0	.000	0-0	.000	0-0	0-0.0	1-0	0	1	0	0	0-0.0		
TEAM											45-50	95-3.2							7
UC SANTA BARBARA		30	6025	674-1522	.443	205-544	.377	475-698	.681	268-716	984-32.8	572-9	414	460	92	202	2028-67.6		
Opponents		30	6025	671-1611	.417	198-642	.308	432-647	.668	341-710	1051-35.0	602-16	386	458	84	215	1972-65.7		

2009-10 CONFERENCE STATISTICS

No.	Player	G-GS	Min - Avg	FG-FGA	Pct	3P-3PA	Pct	FT-FTA	Pct	Off-Def	Tot- Avg	PF-FO	AT	TO	BS	ST	Pts - Avg		
33	Orlando Johnson	16-16	530-33.1	97-202	.480	25-63	.397	78-105	.743	33-53	86-5.4	39-0	40	46	10	13	297-18.6		
21	James Nunnally	16-16	521-32.6	84-177	.475	29-60	.483	72-99	.727	19-82	101-6.3	33-0	36	54	4	14	269-16.8		
00	Jaime Serna	16-14	347-21.7	51-84	.607	0-1	.000	36-51	.706	27-42	69-4.3	47-4	6	29	14	16	138-8.6		
42	James Powell	16-7	351-21.9	41-116	.353	29-82	.354	25-27	.926	3-34	37-2.3	30-0	22	13	2	11	136-8.5		
20	Will Brew	16-16	412-25.8	25-70	.357	7-28	.250	22-35	.629	7-22	29-1.8	34-1	34	35	1	22	79-4.9		
03	Jordan Weiner	16-7	261-16.3	18-42	.429	15-35	.429	7-13	.538	5-12	17-1.1	29-1	17	14	2	12	58-3.6		
55	Greg Somogyi	16-0	174-10.9	18-38	.474	0-3	.000	2-13	.154	6-35	41-2.6	30-0	6	13	18	2	38-2.4		
32	Jon Pastorek	13-0	138-10.6	9-21	.429	2-7	.286	3-9	.333	6-14	20-1.5	14-0	9	11	4	3	23-1.8		
01	Chris Brew	8-0	63-7.9	3-13	.231	0-1	.000	4-9	.444	1-6	7-0.9	7-0	8	6	0	4	10-1.3		
15	Sam Phippen	10-0	49-4.9	4-8	.500	0-3	.000	1-3	.333	2-11	13-1.3	9-0	0	2	0	1	9-0.9		
25	Lucas Devenny	13-2	146-11.2	5-9	.556	0-0	.000	0-4	.000	4-17	21-1.6	12-0	4	7	2	4	10-0.8		
04	Paul Roemer	7-2	47-6.7	2-7	.286	1-3	.333	0-0	.000	2-2	4-0.6	5-0	2	6	0	1	5-0.7		
11	Justin Joyner	10-0	180-18.0	2-11	.182	2-8	.250	1-5	.200	1-14	15-1.5	14-0	28	13	0	7	7-0.7		
24	Christian Peterson	1-0	3-3.0	0-0	.000	0-0	.000	0-0	.000	0-0	0-0.0	1-0	0	1	0	0	0-0.0		
41	Seth Kamphoefner	1-0	3-3.0	0-0	.000	0-0	.000	0-0	.000	0-0	0-0.0	1-0	0	1	0	0	0-0.0		
TEAM											23-24	47-2.9							2
UC SANTA BARBARA		16	3225	359-798	.450	110-294	.374	251-373	.673	139-368	507-31.7	305-6	212	253	57	110	1079-67.4		
Opponents		16	3225	348-847	.411	99-336	.295	220-338	.651	197-376	573-35.8	318-7	207	267	31	117	1015-63.4		

RETURNEE CAREER STATS (Two Year Experience Min.)

Player	G-GS	Min - Avg	FG-FGA	Pct	3P-3PA	Pct	FT-FTA	Pct	Off-Def	Tot- Avg	PF-FD	AT	TO	BS	ST	Pts - Avg
Will Brew	61-53	1429-23.4	95-245	.388	40-118	.339	62-107	.579	40-87	127-2.1	143-2	133	122	4	67	292-4.8
Justin Joyner	82-58	1981-24.2	89-250	.356	37-134	.276	52-97	.536	23-158	181-2.2	159-6	243	132	7	83	267-3.3
James Nunnally	60-31	1519-25.3	211-460	.459	68-162	.420	180-239	.753	64-202	266-4.4	113-0	104	131	9	35	670-11.2
Jaimé Serna	61-43	1260-20.7	159-300	.530	0-1	.000	105-155	.677	91-144	235-3.9	176-8	29	90	30	42	423-6.9
Greg Somogyi	59-6	669-11.3	77-158	.487	0-4	.000	28-57	.491	26-123	149-2.5	79-0	25	55	75	6	182-3.1
Jordan Weiner	77-12	797-10.4	76-191	.398	64-163	.393	17-27	.630	10-40	50-0.6	75-1	47	35	3	47	233-3.0

PACIFIC TIGERS

QUICK FACTS

Location:.....Stockton, CA
 Enrollment: 6,235
 Founded: 1851
 Colors: Orange & Black
 Nickname: Tigers
 Arena (Capacity): Alex G. Spanos Center (6,150)

President: Dr. Pamela Eibeck
 Athletic Director: Lynn King
 Senior Woman Administrator: Holly Trexler
 Men's Basketball SID: Mike Millerick
 Phone: (209) 946-2479
 Email Address: mmilleri@pacific.edu
 Website Address: pacifictigers.com


Head Coach: Bob Thomason
 Career Record: 439-302 (25 years)
 Record at PAC: 387-275 (22 years)
 Alma Mater: Pacific (1971)
 Associate Head Coach: Ron Verlin
 Assistant Coach: Adam Jacobsen
 Assistant Coach: Calvin Byrd

Letterwinners Returning/Lost: 8/5
 Starters Returning/Lost: 3/2
 Newcomers: 6
 2009-10 Record: 23-12
 2009-10 Big West Record: 12-4 (t-1st)



HEAD COACH BOB THOMASON

23rd Season
Pacific
(1971)



Career Record: 439-302 (.592)
PAC Record: 387-275 (.585)

Thomason's Coaching Record

Year	School	W	L	Pct.
1985-86	Stanislaus State	15	10	.600
1986-87	Stanislaus State	20	8	.714
1987-88	Stanislaus State	17	9	.654
1988-89	Pacific	7	21	.250
1989-90	Pacific	15	14	.519
1990-91	Pacific	14	15	.483
1991-92	Pacific	14	16	.467
1992-93	Pacific	16	11	.593
1993-94	Pacific	17	14	.548
1994-95	Pacific	14	13	.519
1995-96	Pacific	15	12	.556
1996-97	Pacific	24	6	.800
1997-98	Pacific	23	10	.697
1998-99	Pacific	14	13	.519
1999-00	Pacific	11	18	.379
2000-01	Pacific	18	12	.600
2001-02	Pacific	20	10	.667
2002-03	Pacific	12	16	.429
2003-04	Pacific	25	8	.758
2004-05	Pacific	27	4	.871
2005-06	Pacific	24	8	.750
2006-07	Pacific	12	19	.387
2007-08	Pacific	21	10	.677
2008-09	Pacific	21	13	.618
2009-10	Pacific	23	12	.657
Career Totals		439	302	.592

All-Time Coaches

Years	Coach	W	L	Pct.
1910-11	Bob Atkinson	3	2	.600
1911-12	James Trevarrow	5	1	.833
1912-13	Charles Sheldon	8	4	.667
1913-14	Walter Case	7	3	.700
1914-15	Bill Fletcher	4	4	.500
1915-16	Frank Reaves	1	4	.200
1916-20	George Sperry	5	21	.192
1920-21	Ken Lily	5	2	.714
1921-33	Erwin Righter	88	75	.539
1933-36	Larry Apitz	29	25	.537
1936-42	Ralph Francis	46	74	.383
1942-52	Chris Kjeldsen	125	107	.538
1952-63	Van Sweet	94	186	.335
1963-72	Dick Edwards	169	72	.701
1972-79	Stan Morrison	100	88	.531
1979-82	Dick Fichtner	37	48	.435
1982-88	Tom O'Neill	51	110	.316
1988	Denis Willens	0	12	.000
1988-Present	Bob Thomason	387	275	.585

2010-11 ROSTER

NO.	PLAYER	POS	HT	WT	YR-EXP	HOMETOWN/LAST SCHOOL
2	Chuck Coley	F	6-8	200	Jr.-JC	West Palm Beach, FL/Dodge CC
4	Demetrece Young	G	5-11	185	Sr.-1V	Oklahoma City, OK/Northern OK College
5	Spencer Llewellyn	G	6-3	180	Fr.-HS	Sydney, Australia/Sydney Boys HS
10	Alex Enright	G	5-10	165	Fr.-HS	Stockton, CA/Lincoln HS
13	Khalil Kelley	F	6-8	210	Fr.-HS	Rancho Cucamonga, CA/Los Osos HS
15	Terrell Smith	G	6-4	205	Sr.-3V	Federal Way, WA/Federal Way HS
20	Pat Eveland	F	6-6	225	Sr.-1V	San Diego, CA/Miramar College
21	Allen Huddleston	G	6-2	175	So.-1V	Merced, CA/Merced HS
22	Jose Rivera	G	6-3	185	Jr.-JC	Brentwood, CA/Citrus CC
24	Stephon Lamar	G	6-1	175	So.-1V	San Diego, CA/St. Augustine HS
25	Jordan Turner	F	6-5	200	So.-1V	Oakland, CA/Bishop O'Dowd HS
31	Nyika Williams	C	6-8	230	Sr.-1V	Kingston, SVG/Barton County CC
34	Sam Willard	F	6-9	225	Sr.-3V	Pierre, SD/T.F. Riggs HS
41	Rundell Mauge	C	7-1	220	Jr.-JC	Cedres, Trinidad/North Platte CC

- The longest tenured coach at one school in Big West history, entering his 23rd season.
- Owns Big West record for most conference wins with 221.
- Ranks second among all-time Big West coaches in overall victories with 387.
- Poised to take over the mantle of the Big West's winningest coach in history, needing 19 wins this season to surpass Jerry Tarkanian.
- Took the Tigers to three consecutive NCAA Tournaments (2004-06) and four times overall (1997).
- Coached the Tigers to NCAA Tournament first round victories in 2004 (Providence) and 2005 (Pittsburgh).
- A five-time winner of the Big West Coach of the Year award (1993, 1997, 2004, 2005, 2006).
- Coached four Big West Players of the Year - Miah Davis (2004), David Doubley (2005) and Christian Maraker (2006) - and the 1998 NBA No. 1 draft pick, Michael Olowokandi, who was the league's top player in 1997.


Coaching Experience: Assistant Coach, Stagg High School, 1971-73...head coach, Escalon High School, 1973-76...head coach, Turlock High School, 1976-81...head coach, Columbia Junior College, 1981-85...head coach, Stanislaus State, 1985-88...head coach, Pacific, 1988-present.

PACIFIC STAFF



Dr. Pamela Eibeck

President



Lynn King

Director of Athletics



Holly Trexler

Senior Woman Administrator



Mike Millerick

Assistant AD/ Media Relations

PACIFIC TIGERS

TIGER PLAYERS TO WATCH



DEMETRECE YOUNG

5-11 / 185 / Senior
Oklahoma City, Okla
Northern Oklahoma College

#4

- Made 71 three-pointers in 2009-10 and ranked fifth in the Big West in three-pointers made per game (2.03).
- Showed impressive ability to take care of the ball, dishing out 95 assists and committing only 46 turnovers.



SAM WILLARD

6-9 / 210 / Senior
Pierre, S.D.
T.F. Riggs HS

#34

- Garnered all-conference honorable mention recognition in 2009-10.
- Averaged 8.4 rebounds per game to rank second in the Big West.
- Led the Tigers with 23 and 22 points in CollegInsider.com Tournament victories against Loyola Marymount and Appalachian State, respectively.

- Averaged 2.7 assists per game to place seventh in the league.
- Collected a career-high 27 points against New Mexico State for one of two 20-point performances on the season.

- Enters season as Big West active career leader in rebounds (552).
- Is 309 points shy of collecting 1,000 for his career.

CAREER STATS

Season	GP-GS	FG%	FT%	PTS	PPG	REB	RPG
2009-10	35-29	37.3	75.3	337	9.6	65	1.9
Career	35-29	37.3	75.3	337	9.6	65	1.9

CAREER STATS

Season	GP-GS	FG%	FT%	PTS	PPG	REB	RPG
2007-08	24-1	61.1	75.0	32	1.3	30	1.3
2008-09	34-33	51.8	58.2	250	7.4	227	6.7
2009-10	35-35	48.5	78.6	409	11.7	295	8.4
Career	93-69	50.1	70.1	691	7.4	552	5.9

2010-11 SCHEDULE

Date	Day	Opponent	Time
10/31	Sun.	#SONOMA STATE	3:00 pm
11/7	Sun.	#CHICO STATE	5:00 pm
11/12	Fri.	at UTEP	6:00 pm
11/15	Mon.	^vs. Nevada	5:00 pm
11/16	Tue.	^at UCLA/vs. Pepperdine (ESPNU)	6/8:30 pm
11/20	Sat.	WILLIAM JESSUP	7:00 pm
11/22-23	Mon.-Wed.	^at Preseason NIT	TBA
12/1	Wed.	PEPPERDINE	7:30 pm
12/4	Sat.	at Texas A&M	5:00 pm
12/11	Sat.	CAL STATE STANISLAUS	7:00 pm
12/14	Tue.	SANTA CLARA	7:00 pm
12/18	Sat.	at New Mexico State	6:00 pm
12/21	Tue.	at Fresno State	7:00 pm
12/28	Tue.	*at Cal State Northridge	7:05 pm
12/30	Thr.	*at Cal State Fullerton	7:05 pm
1/6	Thr.	*CAL POLY	7:00 pm
1/8	Sat.	*UC SANTA BARBARA	7:00 pm
1/11	Tue.	CAL STATE BAKERSFIELD	7:00 pm
1/15	Sat.	*at Long Beach State (PRIME)	8:00 pm
1/22	Sat.	*at UC Davis	7:00 pm
1/26	Wed.	*LONG BEACH STATE	7:00 pm
1/29	Sat.	*UC RIVERSIDE	7:00 pm
2/3	Thr.	*at UC Santa Barbara (ESPNU)	8:30 pm
2/5	Sat.	*at Cal Poly	7:00 pm
2/12	Sat.	*UC DAVIS	7:00 pm
2/16	Wed.	*UC IRVINE	7:00 pm
2/19	Sat.	at Bracket Busters	TBA
2/24	Thr.	*at UC Riverside	7:00 pm
2/26	Sat.	*at UC Irvine	7:05 pm
3/3	Thr.	*CAL STATE FULLERTON	7:00 pm
3/5	Sat.	*CAL STATE NORTHRIDGE	7:00 pm
3/10-12	Thr.-Sat.	Big West Tournament (Anaheim, CA)	TBA

#Exhibition Home games in **bold CAPS**
 ^Preseason NIT (Los Angeles, CA)
 *Big West game
 All Times are Pacific

2009-10 RESULTS (23-12, 12-4)

Date	Opponent	Score	High Scorer(s)
11/13	at Pepperdine	••W, 67-64	Smith (14)
11/16	San Diego	W, 56-55	Willard (17)
11/22	^Santa Clara	W, 84-57	Young, Smith (16)
11/25	^San Diego State	W, 71-63	Smith (16)
11/28	at San Jose State	L, 55-59	Nunnally (16)
12/1	^at Fresno State	W, 70-58	Young (18)
12/5	Nevada	W, 61-58	Willard (19)
12/9	=California	L, 54-79	Nunnally (16)
12/12	Sacramento State	W, 79-49	Young (12)
12/18	at Saint Mary's	L, 65-80	Willard (18)
12/21	at Santa Clara	L, 53-54	Huddleston (14)
12/29	at Oklahoma State	L, 50-66	Willard (15)
1/2	*Cal State Northridge	W, 52-43	Eveland (14)
1/8	*at Cal Poly	W, 73-63	Young (19)
1/10	*at UC Santa Barbara	L, 67-68	Smith, Young (16)
1/16	*UC Irvine	W, 64-51	Eveland (14)
1/21	*Cal State Fullerton	W, 80-73	Young (22)
1/23	*UC Davis (ESPNU)	W, 77-61	Nunnally, Smith (15)
1/28	*at UC Irvine	W, 61-50	Ford (12)
1/30	*at UC Riverside (ESPNU2)	W, 72-57	Willard (20)
2/4	*UC Santa Barbara	L, 48-61	Huddleston (10)
2/6	*Cal Poly	W, 67-61	Young (18)
2/10	*at UC Davis (CSN CA)	L, 59-62	Smith (16)
2/13	at Cal State Bakersfield	W, 71-44	Willard (21)
2/17	*at Long Beach State	W, 74-52	Eveland (23)
2/20	+New Mexico State (ESPNU)	L, 78-84	Young (27)
2/25	*UC Riverside	L, 53-62	Willard (15)
2/27	*Long Beach State	W, 61-51	Young (16)
3/4	*at Cal State Fullerton (ESPNU)	W, 70-64	Eveland, Huddleston Willard (14)
3/6	*at Cal State Northridge	W, 66-47	Willard (20)
3/12	& vs. Long Beach State	L, 61-68	Ford (16)
3/17	% at Loyola Marymount	W, 86-76	Willard (23)
3/22	% at Northern Colorado	W, 63-59	Smith (15)
3/25	% at Appalachian State	W, 64-56	Willard (22)
3/30	% at Missouri State (Fox CS)	L, 65-78	Young (17)

*Big West game
 ^West Coast Classic Tournament
 =at Stockton Arena
 &Big West Tournament (Anaheim, CA)
 •Overtime
 Home games in **bold**
 +BracketBusters (Stockton, CA)
 %CollegInsider.com Tournament

PACIFIC TIGERS

2009-10 OVERALL STATISTICS

No.	Player	G-GS	Min - Avg	FG-FGA	Pct	3P-3PA	Pct	FT-FTA	Pct	Off-Def	Tot- Avg	PF-FO	AT	TO	BS	ST	Pts - Avg
34	Sam Willard	35-35	1078-30.8	157-324	.485	14-40	.350	81-103	.786	94-201	295-8.4	95-2	51	54	21	37	409-11.7
00	Demetrece Young	35-29	1041-29.7	101-271	.373	71-186	.382	64-85	.753	8-57	65-1.9	44-0	95	46	0	18	337-9.6
15	Terrell Smith	35-34	1014-29.0	110-276	.399	35-98	.357	48-81	.593	33-95	128-3.7	77-1	57	65	4	20	303-8.7
01	Michael Nunnally	35-35	755-21.6	106-197	.538	0-0	.000	53-104	.510	53-98	151-4.3	78-0	16	50	8	8	265-7.6
20	Pat Eveland	35-0	696-19.9	91-231	.394	54-159	.340	24-33	.727	27-79	106-3.0	52-0	26	19	6	15	260-7.4
42	Joe Ford	35-35	943-26.9	97-149	.651	0-0	.000	47-85	.553	82-112	194-5.5	112-5	91	46	33	37	241-6.9
21	Allen Huddleston	35-1	515-14.7	58-167	.347	29-102	.284	46-70	.657	13-45	58-1.7	46-0	20	29	3	17	191-5.5
02	Lavar Neufville	34-6	585-17.2	42-116	.362	10-38	.263	41-58	.707	9-39	48-1.4	56-0	65	46	2	23	135-4.0
22	Royal Edwards	9-0	60-6.7	12-30	.400	10-25	.400	0-0	.000	0-10	10-1.1	6-0	1	4	0	0	34-3.8
31	Nyika Williams	35-0	248-7.1	36-64	.563	0-0	.000	20-31	.645	21-39	60-1.7	30-0	5	14	9	13	92-2.6
24	Stephon Lamar	14-0	80-5.7	9-25	.360	3-9	.333	6-9	.667	1-11	12-0.9	4-0	7	10	0	1	27-1.9
33	Everson Lacerda	7-0	14-2.0	1-9	.111	0-0	.000	1-2	.500	3-1	4-0.6	3-0	0	1	0	1	3-0.4
12	Reed Kamler	3-0	6-2.0	0-0	.000	0-0	.000	0-0	.000	0-0	0-0.0	0-0	0	1	0	0	0-0.0
04	Nick Peterson	3-0	6-2.0	0-0	.000	0-0	.000	0-1	.000	0-0	0-0.0	0-0	0	0	0	1	0-0.0
25	Jordan Turner	5-0	9-1.8	0-2	.000	0-0	.000	0-0	.000	3-1	4-0.8	1-0	1	0	1	1	0-0.0
TEAM										34-46	80-2.3	1	8				
PACIFIC		35	7050	820-1861	.441	226-657	.344	431-662	.651	381-834	1215-34.7	605-8	435	393	87	192	2297-65.6
Opponents		35	7050	733-1797	.408	209-599	.349	458-681	.673	341-787	1128-32.2	613-14	366	403	99	203	2133-60.9

2009-10 CONFERENCE STATISTICS

No.	Player	G-GS	Min - Avg	FG-FGA	Pct	3P-3PA	Pct	FT-FTA	Pct	Off-Def	Tot- Avg	PF-FO	AT	TO	BS	ST	Pts - Avg
00	Demetrece Young	16-15	523-32.7	52-132	.394	41-100	.410	39-53	.736	4-33	37-2.3	24-0	47	20	0	5	184-11.5
34	Sam Willard	16-16	500-31.3	57-129	.442	7-19	.368	44-54	.815	39-93	132-8.3	43-1	29	26	9	19	165-10.3
15	Terrell Smith	16-16	477-29.8	50-127	.394	20-55	.364	28-42	.667	13-45	58-3.6	32-0	23	27	1	9	148-9.3
20	Pat Eveland	16-0	328-20.5	53-119	.445	28-77	.364	9-13	.692	15-37	52-3.3	23-0	12	10	2	4	143-8.9
01	Michael Nunnally	16-16	332-20.8	50-84	.595	0-0	.000	22-33	.667	21-38	59-3.7	33-0	6	23	5	4	122-7.6
42	Joe Ford	16-16	416-26.0	42-62	.677	0-0	.000	21-33	.636	35-56	91-5.7	50-2	51	20	19	17	105-6.6
21	Allen Huddleston	16-0	203-12.7	23-71	.324	10-40	.250	21-34	.618	8-16	24-1.5	22-0	9	18	0	8	77-4.8
02	Lavar Neufville	16-1	269-16.8	12-38	.316	4-16	.250	20-30	.667	5-19	24-1.5	21-0	30	22	1	13	48-3.0
31	Nyika Williams	16-0	101-6.3	17-30	.567	0-0	.000	5-9	.556	8-17	25-1.6	9-0	1	7	2	4	39-2.4
22	Royal Edwards	4-0	20-5.0	3-8	.375	3-7	.429	0-0	.000	0-4	4-1.0	2-0	1	1	0	0	9-2.3
24	Stephon Lamar	7-0	29-4.1	1-6	.167	0-2	.000	2-4	.500	0-3	3-0.4	2-0	1	4	0	0	4-0.6
25	Jordan Turner	1-0	1-1.0	0-0	.000	0-0	.000	0-0	.000	0-0	0-0.0	0-0	0	0	0	0	0-0.0
33	Everson Lacerda	2-0	1-0.5	0-0	.000	0-0	.000	0-0	.000	0-0	0-0.0	0-0	0	0	0	1	0-0.0
12	Reed Kamler	1-0	0-0.0	0-0	.000	0-0	.000	0-0	.000	0-0	0-0.0	0-0	0	0	0	0	0-0.0
TEAM										14-20	34-2.1	3					
PACIFIC		16	3200	360-806	.447	113-316	.358	211-305	.692	162-381	543-33.9	261-3	210	181	39	84	1044-65.2
Opponents		16	3200	325-804	.404	88-266	.331	188-286	.657	148-333	481-30.1	276-7	161	181	41	95	926-57.9

RETURNEE CAREER STATS (Two Year Experience Min.)

Player	G-GS	Min - Avg	FG-FGA	Pct	3P-3PA	Pct	FT-FTA	Pct	Off-Def	Tot- Avg	PF-FD	AT	TO	BS	ST	Pts - Avg
Sam Willard	93-69	2140-23.0	269-537	.501	17-48	.354	136-194	.701	191-361	552-5.9	199-6	104	111	39	63	691-7.4
Terrell Smith	65-19	1085-16.7	87-197	.442	17-55	.309	77-107	.720	45-110	155-2.4	106-1	86	74	7	25	268-4.1

2009-10 YEAR IN REVIEW

STANDINGS

	Conference					Overall					
	W	L	Pct.	Hm.	Rd.	W	L	Pct.	Hm.	Rd.	Ntrl.
^#UC Santa Barbara	12	4	.750	8-0	4-4	20	10	.667	11-2	6-7	3-1
^=Pacific	12	4	.750	6-2	6-2	23	12	.657	11-4	12-7	0-1
Cal State Fullerton	8	8	.500	3-5	5-3	16	15	.516	8-5	7-6	1-4
Long Beach State	8	8	.500	5-3	3-5	17	16	.515	8-3	6-10	3-3
UC Davis	8	8	.500	6-2	2-6	14	18	.438	8-5	4-11	2-2
Cal Poly	7	9	.438	4-4	3-5	12	19	.387	6-6	5-12	1-1
UC Irvine	6	10	.375	4-4	2-6	14	18	.438	10-5	3-11	1-2
Cal State Northridge	6	10	.375	4-4	2-6	11	21	.344	7-6	2-13	2-2
UC Riverside	5	11	.313	2-6	3-5	12	17	.414	8-6	4-11	0-0

^Regular season champion #Tournament champion +NCAA Tournament =CollegInsider.com Tournament

UCSB'S DANCE ENDS IN FIRST ROUND

UC Santa Barbara finished its season at 20-10 overall following a 68-51 loss to fifth-ranked Ohio State in the first round of the NCAA Tournament in Milwaukee, Wis. The Gauchos made their fourth NCAA Tournament appearance, and first since 2002, coming in as a No. 15 seed against the No. 2 seed Buckeyes. UCSB held Ohio State star and Wooden Award winner Evan Turner to nine points on 2 of 13 shooting, but the Buckeyes hit 10 three-pointers in the game, including seven by guard Jon Diebler. Big West Player of the Year Orlando Johnson was the only Gaucho to score in double figures, tallying 20 points in 33 minutes of action. UCSB was the sixth different Big West school to earn the conference's automatic qualifier to the NCAA Tournament in the last six years.

PACIFIC FALLS JUST SHORT OF MAKING HISTORY

Pacific attempted to become the third school in Big West history to win a postseason tournament championship, following in the footsteps of former conference members Fresno State (NIT, 1983) and UNLV (NCAA, 1990). The Tigers reached the championship game of the second annual CollegInsider.com Tournament and traveled to Missouri State for the final. Pacific lost 78-65 to the Bears to finish the season at 23-12. The Tigers won a Big West-leading 12 games on the road this season.

BIG WEST NEWS & NOTES

Gauchos Win Second Big West Tourney Title: The third time was a charm for Bob Williams and Co. at the Big West Tournament as a No. 1 seed. Coming in as the top-seeded team for the third time since 2003, the Gauchos replaced the bitterness of losing in the 2003 and 2008 semifinals with the joy of winning this year's tournament. UCSB collected its second Big West Tournament championship in its second finals appearance, joining the 2002 team atop the podium.

Johnson Transfers Talents To UC Santa Barbara: UC Santa Barbara sophomore guard Orlando Johnson, the 2009-10 Big West Player of the Year, is the third consecutive Division I transfer to lead the league in scoring. Johnson, who arrived after playing his freshman season at Loyola Marymount in 2008-09, averaged 18.0 points per game this season and became the first Gaucho since 1996-97 to score in double figures every game. Cal State Fullerton's Josh Akognon posted 23.9 points per game during the 2008-09 season after transferring from Washington State. In 2007-08, Donovan Morris topped the Big West in scoring (21.2 ppg) for Long Beach State following two seasons at Fresno State.

Double-Double Vision: Long Beach State sophomore forward T.J. Robinson led the Big West with 17 double-doubles, outdistancing the next closest contributor by eight and tying for 13th in the country. Robinson also was the first Big West player since Pacific's Michael Olowokandi in 1997-98 to average double figures in rebounds, pulling down 10.1 per contest.

Johnson, Robinson On NABC All-District 9 Team: Sophomores Orlando Johnson of UC Santa Barbara and T.J. Robinson of Long Beach State were named to the National Association of Basketball Coaches (NABC) All-District 9 Team. Johnson joined Gonzaga's Matt Bouldin and Elias Harris, Saint Mary's Omar Samhan and San Francisco's Dior Lowhorn on the first team. Robinson's second team honor was shared by Portland's T.J. Campbell and Robin Smuelders, Pepperdine's Keion Bell, and Saint Mary's Mickey McConnell.

Four Reach Millenium Milestone: Four Big West seniors eclipsed the 1,000 point milestone for their careers over the course of the 2009-10 season - UC Irvine's Michael Hunter (1,308 points), UC Santa Barbara's James Powell (1,195), Cal Poly's Lorenzo Keeler (1,157) and Dominic Calegari (1,106) of UC Davis. Hunter also polished off his career at UCI in becoming the all-time three-point field goals leader with 236 makes.

BIG WEST TOURNAMENT TOP PERFORMERS

SCORING

Player, School	G	Pts.	Avg.
Casper Ware, Long Beach State	3	49	16.3
Larry Anderson, Long Beach State	3	41	13.7
Joe Harden, UC Davis	2	40	20.0
Lorenzo Keeler, Cal Poly	2	38	19.0
James Nunnally, UC Santa Barbara	2	36	18.0
Jer'Vaughn Johnson, Cal State Fullerton	2	35	17.5

REBOUNDING

Player, School	G	Rebs.	Avg.
T.J. Robinson, Long Beach State	3	24	8.0
Jer'Vaughn Johnson, Cal State Fullerton	2	18	9.0
David Hanson, Cal Poly	2	16	8.0
Joe Harden, UC Davis	2	16	8.0
Ryan Darling, Cal Poly	2	15	7.5
James Nunnally, UC Santa Barbara	2	15	7.5

ASSISTS

Player, School	G	Asts.	Avg.
Gerard Anderson, Cal State Fullerton	2	12	6.0
Casper Ware, Long Beach State	3	12	4.0
Jacques Streeter, Cal State Fullerton	2	11	5.5
Lorenzo Keeler, Cal Poly	2	10	5.0
Larry Anderson, Long Beach State	3	10	3.3

POSTSEASON RESULTS

BIG WEST TOURNAMENT

Anaheim Convention Center • Anaheim, Calif.

Wednesday, March 10 - First Round (BigWest.TV)

No. 5 CS Fullerton 84, No. 8 CS Northridge 76
No. 6 Cal Poly 73, No. 7 UC Irvine 69

Thursday, March 11 - Quarterfinals (BigWest.TV)

No. 3 Long Beach State 79, No. 6 Cal Poly 69
No. 4 UC Davis 68, No. 5 Cal State Fullerton 65

Friday, March 12 - Semifinals (ESPN2)

No. 1 UC Santa Barbara 76, No. 4 UC Davis 62
No. 3 Long Beach State 68, No. 2 Pacific 61

Saturday, March 13 - Championship (ESPN2)

No. 1 UC Santa Barbara 69, No. 3 Long Beach State 64

NCAA TOURNAMENT

Midwest Regional • Bradley Center • Milwaukee, Wis.

First Round - Friday, March 19 (CBS)

No. 2 Ohio State 68, No. 15 UC Santa Barbara 51

COLLEGEINSIDER.COM TOURNAMENT

First Round - Wednesday, March 17

Gersten Pavilion • Los Angeles, Calif.
Pacific 86, Loyola Marymount 76

Quarterfinals - Monday, March 22

Butler-Hancock Sports Pavilion • Greeley, Colo.
Pacific 63, Northern Colorado 59

Semifinals - Thursday, March 25

Holmes Center • Boone, N.C.
Pacific 64, Appalachian State 56

Championship - Tuesday, March 30

JQH Arena • Springfield, Mo.
Missouri State 78, Pacific 65

2009-10 HONORS & AWARDS

2009-10 ALL-CONFERENCE TEAM

FIRST TEAM

Player	School	Ht.	Yr.	Pos.	Hometown
Gerard Anderson	Cal State Fullerton	6-6	Sr.	F	Los Angeles, CA
+Kyle Austin	UC Riverside	6-8	Jr.	F	Pasadena, CA
Joe Ford	Pacific	6-6	Sr.	F	Altadena, CA
Orlando Johnson	UC Santa Barbara	6-5	So.	G	Seaside, CA
Lorenzo Keeler	Cal Poly	6-2	Sr.	G	Escondido, CA
T.J. Robinson	Long Beach State	6-8	So.	F	West Haven, CT

SECOND TEAM

Player	School	Ht.	Yr.	Pos.	Hometown
Dominic Calegari	UC Davis	6-10	Sr.	F	Berkeley, CA
Joe Harden	UC Davis	6-8	Jr.	G	Acampo, CA
James Nunnally	UC Santa Barbara	6-5	So.	F	San Jose, CA
Casper Ware	Long Beach State	5-10	So.	G	Cerritos, CA
Eric Wise	UC Irvine	6-5	So.	F	Riverside, CA

HONORABLE MENTION

Player	School	Ht.	Yr.	Pos.	Hometown
Lenny Daniel	Cal State Northridge	6-7	Jr.	F	Richmond, VA
Kenny Daniels	Cal State Northridge	6-4	Sr.	G/F	St. Louis, MO
David Hanson	Cal Poly	6-5	So.	F	Plymouth, MN
Michael Hunter	UC Irvine	5-10	Sr.	G	Aurora, CO
Jer'Vaughn Johnson	Cal State Fullerton	6-6	Jr.	F	Compton, CA
Jacques Streeter	Cal State Fullerton	6-0	So.	G	Los Angeles, CA
Sam Willard	Pacific	6-9	Jr.	F	Pierre, SD
Demetrece Young	Pacific	5-11	Jr.	G	Oklahoma City, OK

ALL-FRESHMAN TEAM

Player	School	Ht.	Pos.	Hometown
Allen Huddleston	Pacific	6-1	G	Merced, CA
Lateef McMullan	UC Riverside	5-11	G	Gastonia, NC
Kyle Odister	Cal Poly	6-0	G	Sacramento, CA
Ryan Sypkens	UC Davis	6-4	G	Elk Grove, CA
Julian Welch	UC Davis	6-3	G	Elk Grove, CA

+Two-time All-Big West First Team selection

2009-10 PLAYERS OF THE WEEK

Date	Player	School	Year
11/16	Larry Anderson	Long Beach State	So.
	Joe Harden	UC Davis	So.
11/23	Aaron Thompson	Cal State Fullerton	Sr.
11/30	T.J. Robinson	Long Beach State	So.
12/7	Kyle Austin	UC Riverside	Jr.
12/14	Stephan Gilling	Long Beach State	Sr.
12/21	Casper Ware	Long Beach State	So.
12/28	Eric Wise	UC Irvine	So.
1/4	Eric Wise	UC Irvine	So.
1/11	Lorenzo Keeler	Cal Poly	Sr.
1/18	Lenny Daniel	Cal State Northridge	Jr.
1/25	Demetrece Young	Pacific	Jr.
2/1	Eugene Phelps	Long Beach State	So.
2/8	Orlando Johnson	UC Santa Barbara	So.
2/15	Gerard Anderson	Cal State Fullerton	Sr.
2/22	Orlando Johnson	UC Santa Barbara	So.
3/1	Jacques Streeter	Cal State Fullerton	So.
3/8	Sam Willard	Pacific	Jr.

2010 ALL-TOURNAMENT TEAM

Orlando Johnson, UC Santa Barbara, So., G (MVP)
 James Nunnally, UC Santa Barbara, So., F
 Larry Anderson, Long Beach State, So., G
 T.J. Robinson, Long Beach State, So., F
 Casper Ware, Long Beach State, So., G
 Joe Harden, UC Davis, Jr., G

2009-10 ALL-SPECIALTY TEAM

DEFENSIVE PLAYER OF THE YEAR

Joe Ford, Pacific

BEST SIXTH MAN

Pat Eveland, Pacific

BEST HUSTLE

Joe Harden, UC Davis

Player of the Year


Orlando Johnson, UC Santa Barbara

Coach of the Year

Bob Williams, UC Santa Barbara

Freshman of the Year

Julian Welch, UC Davis



Orlando Johnson
UC Santa Barbara



Bob Williams
UC Santa Barbara



James Nunnally, UC Santa Barbara

2009-10 ALL-ACADEMIC MEN'S BASKETBALL TEAM

Name	School	Academic Year	Major	Hometown
Charles Anderson	Cal Poly	Senior	Business	Bakersfield, CA
Adam Folker	UC Irvine	Sophomore	Social Sciences	Markham, Ontario
Paul Roemer	UC Santa Barbara	Senior	Sociology	Martinez, CA
Jordan Weiner	UC Santa Barbara	Senior	Political Science	Encino, CA

2009-10 FINAL STATISTICS

OVERALL STATISTICS - TEAM

SCORING OFFENSE

Team	G	W-L	Pts	Avg.
1. Cal State Fullerton	31	16-15	2303	74.3
2. Cal State Northridge	32	11-21	2282	71.3
3. Long Beach State	33	17-16	2344	71.0
4. Cal Poly	31	12-19	2176	70.2
5. UC Davis	32	14-18	2225	69.5
6. UC Santa Barbara	30	20-10	2028	67.6
7. UC Irvine	32	14-18	2162	67.6
8. Pacific	35	23-12	2297	65.6
9. UC Riverside	29	12-17	1833	63.2

SCORING DEFENSE

Team	G	Pts	Avg.
1. Pacific	35	2133	60.9
2. UC Riverside	29	1859	64.1
3. UC Santa Barbara	30	1972	65.7
4. UC Irvine	32	2228	69.6
5. UC Davis	32	2262	70.7
6. Long Beach State	33	2347	71.1
7. Cal State Fullerton	31	2263	73.0
8. Cal Poly	31	2335	75.3
9. Cal State Northridge	32	2412	75.4

SCORING MARGIN

Team	G	Off	Def	Mar.
1. Pacific	35	65.6	60.9	+4.7
2. UC Santa Barbara	30	67.6	65.7	+1.9
3. Cal State Fullerton	31	74.3	73.0	+1.3
4. Long Beach State	33	71.0	71.1	-0.1
5. UC Riverside	29	63.2	64.1	-0.9
6. UC Davis	32	69.5	70.7	-1.2
7. UC Irvine	32	67.6	69.6	-2.1
8. Cal State Northridge	32	71.3	75.4	-4.1
9. Cal Poly	31	70.2	75.3	-5.1

FREE THROW PERCENTAGE

Team	G	FTM	FTA	Pct.
1. Cal Poly	31	494	678	.729
2. UC Irvine	32	476	658	.723
3. Cal State Fullerton	31	514	720	.714
4. UC Davis	32	513	729	.704
5. UC Santa Barbara	30	475	698	.681
6. Cal State Northridge	32	624	933	.669
7. Long Beach State	33	486	745	.652
8. Pacific	35	431	662	.651
9. UC Riverside	29	394	608	.648

FIELD GOAL PERCENTAGE

Team	G	FGM	FGA	Pct.
1. Cal State Fullerton	31	790	1754	.450
2. UC Santa Barbara	30	674	1522	.443
3. UC Davis	32	751	1699	.442
4. Pacific	35	820	1861	.441
5. Long Beach State	33	828	1911	.433
6. UC Irvine	32	749	1772	.423
7. Cal State Northridge	32	751	1789	.420
8. Cal Poly	31	738	1770	.417
9. UC Riverside	29	643	1546	.416

FIELD GOAL PERCENTAGE DEFENSE

Team	G	FGM	FGA	Pct.
1. Pacific	35	733	1797	.408
2. UC Riverside	29	621	1494	.416
3. UC Santa Barbara	30	671	1611	.417
4. Cal State Northridge	32	772	1824	.423
5. Cal State Fullerton	31	791	1850	.428
6. Long Beach State	33	858	1940	.442
7. UC Irvine	32	752	1688	.445
8. Cal Poly	31	746	1637	.456
9. UC Davis	32	782	1683	.465

3-POINT FIELD GOAL PERCENTAGE

Team	G	FGM	FGA	Pct.
1. UC Santa Barbara	30	205	544	.377
2. UC Davis	32	210	588	.357
3. UC Riverside	29	153	433	.353
4. Cal State Fullerton	31	209	598	.349
5. UC Irvine	32	188	543	.346
6. Pacific	35	226	657	.344
7. Cal Poly	31	206	616	.334
8. Long Beach State	33	202	613	.330
9. Cal State Northridge	32	156	500	.312

3-POINT FIELD GOAL PCT. DEFENSE

Team	G	FGM	FGA	Pct.
1. UC Santa Barbara	30	198	642	.308
2. Long Beach State	33	197	623	.316
3. Cal State Northridge	32	240	695	.345
4. Pacific	35	209	599	.349
5. Cal State Fullerton	31	195	556	.351
6. UC Davis	32	196	553	.354
7. UC Riverside	29	220	599	.367
8. Cal Poly	31	207	562	.368
9. UC Irvine	32	204	518	.394

REBOUNDING

Team	G	Reb.	Avg.
1. Cal State Northridge	32	1214	37.9
2. Cal State Fullerton	31	1141	36.8
3. UC Riverside	29	1063	36.7
4. Long Beach State	33	1177	35.7
5. Cal Poly	31	1100	35.5
6. Pacific	35	1215	34.7
7. UC Irvine	32	1060	33.1
8. UC Santa Barbara	30	984	32.8
9. UC Davis	32	1015	31.7

OPPONENT REBOUNDS

Team	G	Reb.	Avg.
1. UC Riverside	29	930	32.1
2. Pacific	35	1128	32.2
3. UC Davis	32	1073	33.5
4. Cal Poly	31	1052	33.9
5. UC Santa Barbara	30	1051	35.0
6. UC Irvine	32	1124	35.1
7. Cal State Fullerton	31	1134	36.6
8. Cal State Northridge	32	1188	37.1
9. Long Beach State	33	1237	37.5

REBOUNDING MARGIN

Team	G	TM	Avg.	Opp.	Avg.	Mar.
1. UCR	29	1063	36.7	930	32.1	+4.6
2. Pacific	35	1215	34.7	1128	32.2	+2.5
3. Cal Poly	31	1100	35.5	1052	33.9	+1.5
4. CSUN	32	1214	37.9	1188	37.1	+0.8
5. CSF	31	1141	36.8	1134	36.6	+0.2
6. UC Davis	32	1015	31.7	1073	33.5	-1.8
7. LBSU	33	1177	35.7	1237	37.5	-1.8
8. UC Irvine	32	1060	33.1	1124	35.1	-2.0
9. UCSB	30	984	32.8	1051	35.0	-2.2

TURNOVER MARGIN

Team	G	TM	Avg.	Opp.	Avg.	Mar.
1. UC Irvine	32	367	11.5	428	13.4	+1.9
2. LBSU	33	473	14.3	508	15.4	+1.1
3. UC Davis	32	482	15.1	499	15.6	+0.5
4. Pacific	35	393	11.2	403	11.5	+0.3
5. UCSB	30	460	15.3	458	15.3	-0.1
6. UCR	29	377	13.0	348	12.0	-1.0
7. Cal Poly	31	417	13.5	383	12.4	-1.1
8. CSUN	32	561	17.5	521	16.3	-1.3
9. CSF	31	453	14.6	407	13.1	-1.5

BLOCKED SHOTS

Team	G	Blks.	Avg.
1. Cal State Fullerton	31	98	3.16
2. Cal State Northridge	32	99	3.09
3. UC Santa Barbara	30	92	3.07
4. UC Davis	32	90	2.81
5. UC Irvine	32	89	2.78
6. Long Beach State	33	89	2.70
7. Pacific	35	87	2.49
8. Cal Poly	31	73	2.35
9. UC Riverside	29	67	2.31

STEALS

Team	G	Stls.	Avg.
1. Long Beach State	33	255	7.73
2. UC Davis	32	247	7.72
3. Cal State Northridge	32	239	7.47
4. UC Santa Barbara	30	202	6.73
5. UC Irvine	32	181	5.66
6. Cal State Fullerton	31	175	5.65
7. Cal Poly	31	171	5.52
8. Pacific	35	192	5.49
9. UC Riverside	29	149	5.14

3-POINT FIELD GOALS MADE

Team	G	3FG	Avg.
1. UC Santa Barbara	30	205	6.83
2. Cal State Fullerton	31	209	6.74
3. Cal Poly	31	206	6.65
4. UC Davis	32	210	6.56
5. Pacific	35	226	6.46
6. Long Beach State	33	202	6.12
7. UC Irvine	32	188	5.88
8. UC Riverside	29	153	5.28
9. Cal State Northridge	32	156	4.88

2009-10 FINAL STATISTICS

OVERALL STATISTICS - INDIVIDUAL

SCORING

	Player-Team	YR	G	FG	3FG	FT	Pts	Avg/G
1.	Johnson, Orlando-UCSB	SO	30	176	46	142	540	18.0
2.	Austin, Kyle-UCR	JR	29	180	25	125	510	17.6
3.	Calegari, Dominic-UCD	SR	32	187	60	98	532	16.6
4.	Wise, Eric-UCI	SO	32	190	6	135	521	16.3
5.	Keeler, Lorenzo-CP	SR	31	141	56	163	501	16.2
6.	Payne, Mark-UCD	JR	24	116	22	121	375	15.6
7.	Daniels, Kenny-CSUN	SR	32	163	28	144	498	15.6
8.	Robinson, T.J.-LBSU	SO	33	193	0	122	508	15.4
9.	Nunnally, James-UCSB	SO	29	133	46	113	425	14.7
10.	Harden, Joe-UCD	JR	30	146	8	136	436	14.5
11.	Hunter, Michael-UCI	SR	32	140	80	81	441	13.8
12.	Anderson, Gerard-CSF	SR	31	125	7	115	372	12.0
13.	Ware, Casper-LBSU	SO	33	127	29	109	392	11.9
14.	Lewis, Shawn-CP	JR	31	117	32	101	367	11.8
15.	Anderson, Larry-LBSU	SO	33	127	14	122	390	11.8

FIELD GOAL PERCENTAGE (Min. 4.0 made per game)

	Player-Team	YR	G	FG	FGA	Pct.
1.	Robinson, T.J.-LBSU	SO	33	193	371	.520
2.	Payne, Mark-UCD	JR	24	116	224	.518
3.	Calegari, Dominic-UCD	SR	32	187	368	.508
4.	Daniels, Kenny-CSUN	SR	32	163	322	.506
5.	Anderson, Gerard-CSF	SR	31	125	252	.496
6.	Willard, Sam-PAC	JR	35	157	324	.485
7.	Johnson, Orlando-UCSB	SO	30	176	366	.481
8.	Daniel, Lenny-CSUN	JR	29	123	256	.480
9.	Johnson, Jer'Vaughn-CSF	JR	31	131	275	.476
10.	Nunnally, James-UCSB	SO	29	133	292	.455

FREE THROW PERCENTAGE (Min. 2.0 made per game)

	Player-Team	YR	G	FT	FTA	Pct.
1.	Hunter, Michael-UCI	SR	32	81	93	.871
2.	Keeler, Lorenzo-CP	SR	31	163	189	.862
3.	Payne, Mark-UCD	JR	24	121	145	.834
4.	Daniels, Kenny-CSUN	SR	32	144	180	.800
5.	Willard, Sam-PAC	JR	35	81	103	.786
6.	Ware, Casper-LBSU	SO	33	109	139	.784
7.	Moore, Darren-UCI	JR	32	91	120	.758
8.	Nunnally, James-UCSB	SO	29	113	152	.743
9.	Lewis, Shawn-CP	JR	31	101	139	.727
10.	Anderson, Gerard-CSF	SR	31	115	160	.719

3-POINT FIELD GOAL PERCENTAGE (Min. 1.0 made per game)

	Player-Team	YR	G	3FG	FGA	Pct.
1.	Thompson, Aaron-CSF	SR	31	47	102	.461
2.	Nunnally, James-UCSB	SO	29	46	101	.455
3.	Odister, Kyle-CP	FR	31	45	99	.455
4.	Meo, Rudy-UCR	SR	25	26	58	.448
5.	Peltier, Devon-CSF	JR	31	76	181	.420
6.	Calegari, Dominic-UCD	SR	32	60	143	.420
7.	Powell, James-UCSB	SR	30	61	148	.412
8.	McMullan, Lateef-UCR	FR	27	32	78	.410

ASSISTS

	Player-Team	YR	G	Asts.	Avg/G
1.	Ware, Casper-LBSU	SO	33	159	4.82
2.	Streeter, Jacques-CSF	SO	31	147	4.74
3.	Payne, Mark-UCD	JR	24	105	4.38
4.	Cunningham, Sean-UCR	SR	29	88	3.03
5.	Wise, Eric-UCI	SO	32	97	3.03
6.	Anderson, Larry-LBSU	SO	33	97	2.94
7.	Young, Demetrece-PAC	JR	35	95	2.71
8.	Keeler, Lorenzo-CP	SR	31	84	2.71
9.	Brew, Will-UCSB	SO	30	79	2.63
10.	Anderson, Gerard-CSF	SR	31	81	2.61

REBOUNDING

	Player-Team	YR	G	OFF	DEF	TOT	Avg/G
1.	Robinson, T.J.-LBSU	SO	33	117	215	332	10.1
2.	Willard, Sam-PAC	JR	35	94	201	295	8.4
3.	Daniel, Lenny-CSUN	JR	29	89	138	227	7.8
4.	Austin, Kyle-UCR	JR	29	96	118	214	7.4
5.	Harden, Joe-UCD	JR	30	68	148	216	7.2
6.	Gurganious, Larry-UCR	SR	29	86	103	189	6.5
7.	Johnson, Jer'Vaughn-CSF	JR	31	62	139	201	6.5
8.	Wise, Eric-UCI	SO	32	73	134	207	6.5
9.	Anderson, Gerard-CSF	SR	31	39	149	188	6.1
10.	Thompson, Aaron-CSF	SR	31	46	139	185	6.0
11.	Nunnally, James-UCSB	SO	29	41	122	163	5.6
12.	Ford, Joe-PAC	SR	35	82	112	194	5.5
13.	Hanson, David-CP	SO	31	63	108	171	5.5
14.	Johnson, Orlando-UCSB	SO	30	56	106	162	5.4
15.	Phelps, Eugene-LBSU	SO	33	75	101	176	5.3

STEALS

	Player-Team	YR	G	Stls.	Avg/G
1.	Ware, Casper-LBSU	SO	33	69	2.09
2.	Payne, Mark-UCD	JR	24	50	2.08
3.	Anderson, Larry-LBSU	SO	33	62	1.88
4.	Harden, Joe-UCD	JR	30	45	1.50
5.	Hill, Mark-CSUN	SR	30	41	1.37
6.	Brew, Will-UCSB	SO	30	40	1.33
7.	Hunter, Michael-UCI	SR	32	42	1.31
8.	Thompson, Aaron-CSF	SR	31	34	1.10
9.	Calegari, Dominic-UCD	SR	32	35	1.09
10.	Daniels, Kenny-CSUN	SR	32	34	1.06

BLOCKS

	Player-Team	YR	G	Blks.	Avg/G
1.	Daniel, Lenny-CSUN	JR	29	44	1.52
2.	Somogyi, Greg-UCSB	SO	28	38	1.36
3.	Atkinson, Zack-UCI	SR	30	39	1.30
4.	Ford, Joe-PAC	SR	35	33	0.94
5.	Calegari, Dominic-UCD	SR	32	30	0.94
6.	Phelps, Eugene-LBSU	SO	33	25	0.76
7.	Thompson, Aaron-CSF	SR	31	23	0.74
8.	Fleming, Andrew-LBSU	SR	30	21	0.70
9.	Hampton, Bryson-UCR	SR	28	19	0.68
10.	Webster, Bryce-CSF	JR	31	21	0.68

3-POINT FIELD GOALS MADE

	Player-Team	YR	G	3FG	Avg/G
1.	Gilling, Stephan-LBSU	SR	33	83	2.52
2.	Hunter, Michael-UCI	SR	32	80	2.50
3.	Peltier, Devon-CSF	JR	31	76	2.45
4.	Powell, James-UCSB	SR	30	61	2.03
5.	Young, Demetrece-PAC	JR	35	71	2.03
6.	Plater, Greg-LBSU	JR	33	66	2.00
7.	Calegari, Dominic-UCD	SR	32	60	1.88
8.	Keeler, Lorenzo-CP	SR	31	56	1.81
9.	McGhee, Vinnie-CSUN	SO	32	53	1.66
10.	Nunnally, James-UCSB	SO	29	46	1.59

ASSIST/TURNOVER RATIO

	Player-Team	YR	G	Asst.	Avg.	Turn	Avg.	Ratio
1.	Streeter, Jacques-CSF	SO	31	147	4.7	72	2.3	2.04
2.	Payne, Mark-UCD	JR	24	105	4.4	62	2.6	1.69
3.	Cunningham, Sean-UCR	SR	29	88	3.0	55	1.9	1.60
4.	Ware, Casper-LBSU	SO	33	159	4.8	102	3.1	1.56
5.	Wise, Eric-UCI	SO	32	97	3.0	67	2.1	1.45

2009-10 FINAL STATISTICS

FINAL CONFERENCE STATISTICS - TEAM

SCORING OFFENSE

Team	G	W-L	Pts	Avg.
1. Cal State Fullerton	16	8-8	1194	74.6
2. Cal Poly	16	7-9	1134	70.9
3. UC Davis	16	8-8	1104	69.0
4. Cal State Northridge	16	6-10	1095	68.4
5. Long Beach State	16	8-8	1079	67.4
UC Santa Barbara	16	12-4	1079	67.4
7. UC Irvine	16	6-10	1060	66.2
8. Pacific	16	12-4	1044	65.2
9. UC Riverside	16	5-11	981	61.3

SCORING DEFENSE

Team	G	Pts	Avg.
1. Pacific	16	926	57.9
2. UC Santa Barbara	16	1015	63.4
3. UC Riverside	16	1036	64.8
4. Long Beach State	16	1083	67.7
5. UC Davis	16	1099	68.7
6. Cal State Northridge	16	1113	69.6
7. UC Irvine	16	1118	69.9
8. Cal Poly	16	1190	74.4
Cal State Fullerton	16	1190	74.4

SCORING MARGIN

Team	G	Off	Def	Mar.
1. Pacific	16	65.2	57.9	+7.4
2. UC Santa Barbara	16	67.4	63.4	+4.0
3. UC Davis	16	69.0	68.7	+0.3
4. Cal State Fullerton	16	74.6	74.4	+0.2
5. Long Beach State	16	67.4	67.7	-0.2
6. Cal State Northridge	16	68.4	69.6	-1.1
7. UC Riverside	16	61.3	64.8	-3.4
8. Cal Poly	16	70.9	74.4	-3.5
9. UC Irvine	16	66.2	69.9	-3.6

FREE THROW PERCENTAGE

Team	G	FTM	FTA	Pct.
1. UC Davis	16	267	362	.738
2. Cal Poly	16	251	348	.721
3. UC Irvine	16	257	360	.714
4. Cal State Fullerton	16	299	429	.697
5. Pacific	16	211	305	.692
6. Cal State Northridge	16	307	444	.691
7. UC Santa Barbara	16	251	373	.673
8. UC Riverside	16	214	327	.654
9. Long Beach State	16	218	344	.634

FIELD GOAL PERCENTAGE

Team	G	FGM	FGA	Pct.
1. UC Santa Barbara	16	359	798	.450
2. UC Davis	16	362	806	.449
3. Pacific	16	360	806	.447
4. Cal State Fullerton	16	392	881	.445
5. Long Beach State	16	389	928	.419
6. Cal Poly	16	378	905	.418
7. UC Irvine	16	351	845	.415
8. Cal State Northridge	16	357	873	.409
9. UC Riverside	16	340	843	.403

FIELD GOAL PERCENTAGE DEFENSE

Team	G	FGM	FGA	Pct.
1. Cal State Northridge	16	348	878	.396
2. Pacific	16	325	804	.404
3. UC Santa Barbara	16	348	847	.411
4. UC Riverside	16	347	813	.427
5. Long Beach State	16	383	887	.432
6. Cal State Fullerton	16	417	948	.440
7. Cal Poly	16	371	843	.440
8. UC Davis	16	375	848	.442
9. UC Irvine	16	374	817	.458

3-POINT FIELD GOAL PERCENTAGE

Team	G	FGM	FGA	Pct.
1. UC Davis	16	113	297	.380
2. UC Santa Barbara	16	110	294	.374
3. Pacific	16	113	316	.358
4. UC Irvine	16	101	283	.357
5. UC Riverside	16	87	246	.354
6. Cal State Fullerton	16	111	314	.354
7. Cal Poly	16	127	361	.352
8. Cal State Northridge	16	74	249	.297
9. Long Beach State	16	83	298	.279

3-POINT FIELD GOAL PCT. DEFENSE

Team	G	FGM	FGA	Pct.
1. UC Santa Barbara	16	99	336	.295
2. UC Davis	16	86	269	.320
3. Cal State Northridge	16	113	348	.325
4. Pacific	16	88	266	.331
5. Long Beach State	16	94	284	.331
6. Cal Poly	16	112	310	.361
7. Cal State Fullerton	16	102	271	.376
8. UC Irvine	16	99	254	.390
9. UC Riverside	16	126	320	.394

REBOUNDING

Team	G	Reb.	Avg.
1. Cal State Northridge	16	618	38.6
2. Cal State Fullerton	16	590	36.9
3. Long Beach State	16	573	35.8
4. Cal Poly	16	570	35.6
5. UC Riverside	16	568	35.5
6. Pacific	16	543	33.9
7. UC Irvine	16	510	31.9
8. UC Santa Barbara	16	507	31.7
9. UC Davis	16	488	30.5

OPPONENT REBOUNDS

Team	G	Reb.	Avg.
1. Pacific	16	481	30.1
2. UC Riverside	16	520	32.5
3. UC Davis	16	550	34.4
4. UC Irvine	16	553	34.6
5. Cal Poly	16	554	34.6
6. Cal State Northridge	16	568	35.5
7. Cal State Fullerton	16	572	35.8
8. UC Santa Barbara	16	573	35.8
9. Long Beach State	16	596	37.2

REBOUNDING MARGIN

Team	G	TM	Avg.	Opp.	Avg.	Mar.
1. Pacific	16	543	33.9	481	30.1	+3.9
2. CSUN	16	618	38.6	568	35.5	+3.1
3. UCR	16	568	35.5	520	32.5	+3.0
4. CSF	16	590	36.9	572	35.8	+1.1
5. Cal Poly	16	570	35.6	554	34.6	+1.0
6. LBSU	16	573	35.8	596	37.2	-1.4
7. UC Irvine	16	510	31.9	553	34.6	-2.7
8. UC Davis	16	488	30.5	550	34.4	-3.9
9. UCSB	16	507	31.7	573	35.8	-4.1

TURNOVER MARGIN

Team	G	TM	Avg.	Opp.	Avg.	Mar.
1. UC Irvine	16	172	10.8	204	12.8	+2.0
2. LBSU	16	228	14.3	258	16.1	+1.9
3. UCSB	16	253	15.8	267	16.7	+0.9
4. UC Davis	16	216	13.5	219	13.7	+0.2
5. Pacific	16	181	11.3	181	11.3	+0.0
6. UCR	16	194	12.1	188	11.8	-0.4
7. Cal Poly	16	212	13.3	192	12.0	-1.3
8. CSUN	16	276	17.3	252	15.8	-1.5
9. CSF	16	234	14.6	205	12.8	-1.8

BLOCKED SHOTS

Team	G	Blks.	Avg.
1. UC Santa Barbara	16	57	3.56
Cal State Northridge	16	57	3.56
3. Cal State Fullerton	16	51	3.19
4. UC Davis	16	47	2.94
5. UC Irvine	16	42	2.63
6. Long Beach State	16	41	2.56
7. Cal Poly	16	39	2.44
Pacific	16	39	2.44
9. UC Riverside	16	37	2.31

STEALS

Team	G	Stls.	Avg.
1. Cal State Northridge	16	126	7.88
2. Long Beach State	16	120	7.50
3. UC Santa Barbara	16	110	6.88
4. UC Davis	16	105	6.56
5. Cal Poly	16	93	5.81
6. UC Riverside	16	90	5.63
7. Cal State Fullerton	16	86	5.38
8. Pacific	16	84	5.25
9. UC Irvine	16	79	4.94

3-POINT FIELD GOALS MADE

Team	G	3FG	Avg.
1. Cal Poly	16	127	7.94
2. Pacific	16	113	7.06
UC Davis	16	113	7.06
4. Cal State Fullerton	16	111	6.94
5. UC Santa Barbara	16	110	6.88
6. UC Irvine	16	101	6.31
7. UC Riverside	16	87	5.44
8. Long Beach State	16	83	5.19
9. Cal State Northridge	16	74	4.63

2009-10 FINAL STATISTICS

FINAL CONFERENCE STATISTICS - INDIVIDUAL

SCORING

Player-Team	YR	G	FG	3FG	FT	Pts	Avg/G
1. Austin, Kyle-UCR	JR	16	107	21	76	311	19.4
2. Johnson, Orlando-UCSB	SO	16	97	25	78	297	18.6
3. Keeler, Lorenzo-CP	SR	16	84	38	83	289	18.1
4. Calegari, Dominic-UCD	SR	16	96	32	56	280	17.5
5. Nunnally, James-UCSB	SO	16	84	29	72	269	16.8
6. Wise, Eric-UCI	SO	16	92	4	75	263	16.4
7. Robinson, T.J.-LBSU	SO	16	91	0	56	238	14.9
8. Daniels, Kenny-CSUN	SR	16	74	10	79	237	14.8
9. Anderson, Gerard-CSF	SR	16	75	7	78	235	14.7
10. Hunter, Michael-UCI	SR	16	70	40	48	228	14.3
11. Lewis, Shawn-CP	JR	16	65	23	68	221	13.8
12. Harden, Joe-UCD	JR	16	75	2	62	214	13.4
13. Daniel, Lenny-CSUN	JR	14	66	0	51	183	13.1
14. Hanson, David-CP	SO	16	76	21	32	205	12.8
15. Moore, Darren-UCI	JR	16	61	28	48	198	12.4

FIELD GOAL PERCENTAGE (Min. 4.0 made per game)

Player-Team	YR	G	FG	FGA	Pct.
1. Calegari, Dominic-UCD	SR	16	96	181	.530
2. Anderson, Gerard-CSF	SR	16	75	142	.528
3. Robinson, T.J.-LBSU	SO	16	91	179	.508
4. Daniel, Lenny-CSUN	JR	14	66	136	.485
5. Johnson, Orlando-UCSB	SO	16	97	202	.480
6. Nunnally, James-UCSB	SO	16	84	177	.475
7. Daniels, Kenny-CSUN	SR	16	74	156	.474
8. Johnson, Jer'Vaughn-CSF	JR	16	67	145	.462
9. Wise, Eric-UCI	SO	16	92	206	.447
10. Austin, Kyle-UCR	JR	16	107	243	.440

FREE THROW PERCENTAGE (Min. 2.0 made per game)

Player-Team	YR	G	FT	FTA	Pct.
1. Hunter, Michael-UCI	SR	16	48	56	.857
2. Keeler, Lorenzo-CP	SR	16	83	100	.830
3. Rembert, Patrick-UCI	JR	16	33	40	.825
4. Willard, Sam-PAC	JR	16	44	54	.815
5. Moore, Darren-UCI	JR	16	48	60	.800
6. Welch, Julian-UCD	FR	16	37	47	.787
7. Ware, Casper-LBSU	SO	16	44	56	.786
8. Daniels, Kenny-CSUN	SR	16	79	102	.775
9. Anderson, Gerard-CSF	SR	16	78	102	.765
10. McMullan, Lateef-UCR	FR	14	29	38	.763

3-POINT FIELD GOAL PERCENTAGE (Min. 1.0 made per game)

Player-Team	YR	G	3FG	FGA	Pct.
1. Nunnally, James-UCSB	SO	16	29	60	.483
2. Moore, Darren-UCI	JR	16	28	58	.483
3. Austin, Kyle-UCR	JR	16	21	46	.457
4. Odister, Kyle-CP	FR	16	22	50	.440
5. Malik, Adam-UCD	SO	16	21	48	.438
6. Lewis, Shawn-CP	JR	16	23	53	.434
7. Thompson, Aaron-CSF	SR	16	26	61	.426
8. Peltier, Devon-CSF	JR	16	41	99	.414
9. Young, Demetrece-PAC	JR	16	41	100	.410
10. Calegari, Dominic-UCD	SR	16	32	79	.405

ASSISTS

Player-Team	YR	G	Asts.	Avg/G
1. Streeter, Jacques-CSF	SO	16	81	5.06
2. Ware, Casper-LBSU	SO	16	67	4.19
3. Rembert, Patrick-UCI	JR	16	54	3.38
4. Ford, Joe-PAC	SR	16	51	3.19
5. Keeler, Lorenzo-CP	SR	16	49	3.06
6. Wise, Eric-UCI	SO	16	48	3.00
7. Lewis, Shawn-CP	JR	16	47	2.94
Young, Demetrece-PAC	JR	16	47	2.94
9. Hill, Mark-CSUN	SR	15	41	2.73

REBOUNDING

Player-Team	YR	G	OFF	DEF	TOT	Avg/G
1. Robinson, T.J.-LBSU	SO	16	64	87	151	9.4
2. Daniel, Lenny-CSUN	JR	14	43	75	118	8.4
3. Willard, Sam-PAC	JR	16	39	93	132	8.3
4. Austin, Kyle-UCR	JR	16	51	67	118	7.4
5. Gurganious, Larry-UCR	SR	16	57	56	113	7.1
6. Thompson, Aaron-CSF	SR	16	26	82	108	6.8
7. Wise, Eric-UCI	SO	16	38	69	107	6.7
8. Harden, Joe-UCD	JR	16	25	80	105	6.6
9. Hanson, David-CP	SO	16	37	67	104	6.5
Anderson, Gerard-CSF	SR	16	21	83	104	6.5
11. Johnson, Jer'Vaughn-CSF	JR	16	33	70	103	6.4
12. Nunnally, James-UCSB	SO	16	19	82	101	6.3
13. Ford, Joe-PAC	SR	16	35	56	91	5.7
14. Johnson, Orlando-UCSB	SO	16	33	53	86	5.4
15. Calegari, Dominic-UCD	SR	16	17	68	85	5.3

STEALS

Player-Team	YR	G	Stls.	Avg/G
1. Ware, Casper-LBSU	SO	16	34	2.13
2. Harden, Joe-UCD	JR	16	27	1.69
3. Lowenthal, Todd-UCD	JR	14	22	1.57
4. Hill, Mark-CSUN	SR	15	23	1.53
5. Anderson, Larry-LBSU	SO	16	24	1.50
6. Hunter, Michael-UCI	SR	16	22	1.38
Brew, Will-UCSB	SO	16	22	1.38
8. Daniels, Kenny-CSUN	SR	16	21	1.31
9. Willard, Sam-PAC	JR	16	19	1.19
10. Thompson, Aaron-CSF	SR	16	18	1.13
Taylor, Will-CP	JR	16	18	1.13
Dowdy, Brandon-UCR	SR	16	18	1.13

BLOCKS

Player-Team	YR	G	Blks.	Avg/G
1. Daniel, Lenny-CSUN	JR	14	29	2.07
2. Ford, Joe-PAC	SR	16	19	1.19
3. Calegari, Dominic-UCD	SR	16	18	1.13
Somogyi, Greg-UCSB	SO	16	18	1.13
5. Thompson, Aaron-CSF	SR	16	16	1.00
6. Atkinson, Zack-UCI	SR	16	15	0.94
7. Hampton, Bryson-UCR	SR	16	14	0.88
Serna, Jaime-UCSB	SO	16	14	0.88
Phelps, Eugene-LBSU	SO	16	14	0.88
10. Fleming, Andrew-LBSU	SR	15	12	0.80

3-POINT FIELD GOALS MADE

Player-Team	YR	G	3FG	Avg/G
1. Young, Demetrece-PAC	JR	16	41	2.56
Peltier, Devon-CSF	JR	16	41	2.56
3. Hunter, Michael-UCI	SR	16	40	2.50
4. Keeler, Lorenzo-CP	SR	16	38	2.38
5. Plater, Greg-LBSU	JR	16	33	2.06
6. Calegari, Dominic-UCD	SR	16	32	2.00
7. Nunnally, James-UCSB	SO	16	29	1.81
Powell, James-UCSB	SR	16	29	1.81
9. Eveland, Pat-PAC	FR	16	28	1.75
Gilling, Stephan-LBSU	SR	16	28	1.75
Streeter, Jacques-CSF	SO	16	28	1.75
Moore, Darren-UCI	JR	16	28	1.75

ASSIST/TURNOVER RATIO

Player-Team	YR	G	Asst.	Avg.	Turn	Avg.	Ratio
1. Ford, Joe-PAC	SR	16	51	3.2	20	1.3	2.55
2. Rembert, Patrick-UCI	JR	16	54	3.4	22	1.4	2.45
3. Streeter, Jacques-CSF	SO	16	81	5.1	39	2.4	2.08
4. Wise, Eric-UCI	SO	16	48	3.0	31	1.9	1.55
5. Ware, Casper-LBSU	SO	16	67	4.2	47	2.9	1.43
6. Keeler, Lorenzo-CP	SR	16	49	3.1	41	2.6	1.20

2009-10 SUPERLATIVES

BIG WEST SUPERLATIVES

TEAM HIGHS

POINTS

113	Cal State Fullerton at Cal State Northridge (02/13/10)
112	Cal State Northridge vs Cal State Fullerton (02/13/10)
102	Cal Poly at Hawai'i (02/20/10)
99	UC Davis vs Winston-Salem State (11/15/09)
98	Cal State Northridge vs Seattle University (01/11/10)

FIELD GOALS MADE

40	Cal State Fullerton vs Hope International (11/14/09)
37	Cal State Fullerton vs Occidental (12/12/09)
35	Long Beach State vs CS Monterey Bay (12/12/09)
35	Cal Poly at Long Beach State (01/16/10)
35	Cal State Northridge vs Cal State Fullerton (02/13/10)

FIELD GOAL ATTEMPTS

85	Cal State Northridge vs Cal State Fullerton (02/13/10)
79	Long Beach State at Loyola Marymount (12/21/09)
77	Long Beach State vs Cal State Fullerton (02/04/10)

FIELD GOAL PERCENTAGE

.615 (40-65)	Cal State Fullerton vs Hope International (11/14/09)
.615 (32-52)	Cal Poly at Hawai'i (02/20/10)
.604 (32-53)	Cal Poly at UC Irvine (01/04/10)

THREE POINT FIELD GOALS MADE

14	UC Davis at UC Irvine (02/13/10)
13	Long Beach State vs CS Monterey Bay (12/12/09)
13	Cal Poly vs Long Beach State (02/11/10)
13	Cal Poly at UC Riverside (02/13/10)

THREE POINT FIELD GOAL ATTEMPTS

35	Cal Poly vs UC Santa Barbara (02/27/10)
34	UC Santa Barbara at Cal State Northridge (01/30/10)
33	Cal Poly vs Long Beach State (02/11/10)
33	Pacific vs New Mexico State (02/20/10)

THREE POINT FIELD GOAL PERCENTAGE

1.000 (6-6)	UC Riverside at Cal State Fullerton (02/06/10)
.647 (11-17)	UC Santa Barbara at UC Davis (02/06/10)
.643 (9-14)	UC Santa Barbara vs UC Irvine (03/03/10)

FREE THROWS MADE

44	Cal State Fullerton at Cal State Northridge (02/13/10)
37	Cal State Northridge vs Cal State Fullerton (02/13/10)
35	UC Davis vs Winston-Salem State (11/15/09)
35	UC Irvine at Cal Poly (03/06/10)

FREE THROW ATTEMPTS

61	Cal State Fullerton at Cal State Northridge (02/13/10)
49	UC Davis vs Winston-Salem State (11/15/09)
49	Cal State Northridge vs Seattle University (01/11/10)
49	Cal State Northridge vs Cal State Fullerton (02/13/10)

FREE THROW PERCENTAGE (min. 10 made)

.960 (24-25)	UC Davis vs Cal Poly (02/04/10)
.929 (13-14)	Cal Poly vs Long Beach State (03/11/10)
.923 (12-13)	UC Riverside vs Youngstown State (02/20/10)

REBOUNDS

61	Cal State Northridge vs Cal State Fullerton (02/13/10)
54	Cal State Northridge vs Seattle University (01/11/10)
54	Cal Poly at Long Beach State (01/16/10)
53	Cal State Fullerton at UCLA (11/16/09)

ASSISTS

25	Cal State Fullerton vs New Mexico State (11/24/09)
24	UC Davis vs Whittier College (12/30/09)
23	Cal State Fullerton vs Hope International (11/14/09)
23	UC Irvine vs Vanguard University (12/12/09)

STEALS

15	UC Davis vs UC Santa Cruz (11/18/09)
15	UC Davis vs Whittier College (12/30/09)
14	Long Beach State vs Alaska Anchorage (11/14/09)

BLOCKED SHOTS

10	UC Davis vs Whittier College (12/30/09)
9	UC Davis vs Seattle University (12/05/09)
9	UC Santa Barbara at UC Riverside (01/04/10)
9	UC Santa Barbara vs Long Beach State (02/13/10)
9	UC Santa Barbara at Fresno State (02/20/10)

INDIVIDUAL HIGHS

POINTS

39	Daniels, Kenny (Cal State Northridge) vs Idaho (12/03/09)
39	Austin, Kyle (UC Riverside) vs Cal Poly (02/13/10)
38	Keeler, Lorenzo (Cal Poly) at UC Irvine (01/04/10)

FIELD GOALS MADE

13	Wise, Eric (UC Irvine) at San Jose State (12/28/09)
13	Austin, Kyle (UC Riverside) at Cal State Fullerton (02/06/10)
12	Daniels, Kenny (Cal State Northridge) vs Idaho (12/03/09)
12	Keeler, Lorenzo (Cal Poly) at UC Irvine (01/04/10)

FIELD GOAL ATTEMPTS

24	Austin, Kyle (UC Riverside) vs Cal Poly (02/13/10)
21	Streeter, Jacques (Cal State Fullerton) vs CS Bakersfield (12/28/09)
21	Wise, Eric (UC Irvine) at San Jose State (12/28/09)
21	Johnson, Orlando (UC Santa Barbara) vs Cal State Fullerton (01/23/10)
21	Austin, Kyle (UC Riverside) at Cal State Fullerton (02/06/10)
21	Young, Demetrece (Pacific) vs New Mexico State (02/20/10)
21	Keeler, Lorenzo (Cal Poly) vs UC Irvine (03/06/10)

FIELD GOAL PERCENTAGE

1.000 (10-10)	Calegari, Dominic (UC Davis) vs UC Irvine (01/14/10)
1.000 (8-8)	Anderson, Gerard (CS Fullerton) vs Long Beach State (01/07/10)
1.000 (8-8)	Thompson, Aaron (CS Fullerton) at Long Beach State (02/04/10)

THREE POINT FIELD GOALS MADE

8	Gilling, Stephan (Long Beach State) vs CS Monterey Bay (12/12/09)
7	Peltier, Devon (Cal State Fullerton) vs Cal State Northridge (01/16/10)
7	Young, Demetrece (Pacific) vs New Mexico State (02/20/10)

THREE POINT FIELD GOAL ATTEMPTS

15	Young, Demetrece (Pacific) vs New Mexico State (02/20/10)
14	Gilling, Stephan (Long Beach State) at Green Bay (11/21/09)
14	Gilling, Stephan (Long Beach State) vs CS Monterey Bay (12/12/09)

THREE POINT FIELD GOAL PERCENTAGE

1.000 (5-5)	Eveland, Pat (Pacific) at Long Beach State (02/17/10)
.857 (6-7)	Young, Demetrece (Pacific) vs Cal State Fullerton (01/21/10)

FREE THROWS MADE

16	Keeler, Lorenzo (Cal Poly) at Hawai'i (02/20/10)
16	Keeler, Lorenzo (Cal Poly) vs UC Irvine (03/10/10)
14	Payne, Mark (UC Davis) vs UC Irvine (01/14/10)
14	Austin, Kyle (UC Riverside) vs Cal Poly (02/13/10)

FREE THROW ATTEMPTS

18	Austin, Kyle (UC Riverside) vs Cal Poly (02/13/10)
18	Keeler, Lorenzo (Cal Poly) vs UC Irvine (03/10/10)
17	Gurganius, Larry (UC Riverside) vs La Verne (11/19/09)
17	Anderson, Gerard (Cal State Fullerton) at Cal State Northridge (02/13/10)

FREE THROW PERCENTAGE (min. 10 made)

1.000 (16-16)	Keeler, Lorenzo (Cal Poly) at Hawai'i (02/20/10)
1.000 (11-11)	Keeler, Lorenzo (Cal Poly) at UC Davis (02/04/10)
1.000 (11-11)	Anderson, Gerard (Cal State Fullerton) vs UC Davis (03/06/10)
1.000 (10-10)	Ware, Casper (Long Beach State) at Idaho (02/20/10)

REBOUNDS

18	Phelps, Eugene (Long Beach State) at Notre Dame (11/19/09)
18	Robinson, T.J. (Long Beach State) at Loyola Marymount (12/21/09)
17	Willard, Sam (Pacific) at Loyola Marymount (03/17/10)

ASSISTS

10	Streeter, Jacques (Cal State Fullerton) vs New Mexico State (11/24/09)
10	Ware, Casper (Long Beach State) vs Clemson (11/27/09)
10	Johnson, Orlando (UC Santa Barbara) at California (12/29/09)
10	Streeter, Jacques (Cal State Fullerton) vs UC Irvine (01/30/10)
10	Keeler, Lorenzo (Cal Poly) vs Long Beach State (02/11/10)

STEALS

8	Payne, Mark (UC Davis) vs UC Santa Cruz (11/18/09)
6	Payne, Mark (UC Davis) at Air Force (12/22/09)

BLOCKED SHOTS

8	Somogyi, Greg (UC Santa Barbara) at Fresno State (02/20/10)
5	Daniel, Lenny (Cal State Northridge) vs Idaho (12/03/09)
5	Somogyi, Greg (UC Santa Barbara) at UC Riverside (01/04/10)
5	Daniel, Lenny (Cal State Northridge) vs UC Riverside (01/14/10)
5	Somogyi, Greg (UC Santa Barbara) vs Long Beach State (02/13/10)
5	Daniel, Lenny (Cal State Northridge) vs Cal State Fullerton (02/13/10)

INDIVIDUAL RECORDS

SCORING

POINTS

Game:	53 (19 fg, 15 ft)	Raymond Lewis, CSULA vs. LBSU	2-23-73
Half:	34	Larry Cunningham, UCR vs. CSF	2-3-07
OT:	13 (2 ot)	Raymond Lewis, CSULA vs. LBSU	2-23-73
Season, All Games:	903 (359 FG, 185 FT, 39 games)	Armon Gilliam, UNLV	1987
Season, Conference:	507 (175 FG, (34 3-P) 123 FT, 18 games)	J.R. Rider, UNLV	1993
Career:	2,312	Lucious Harris, LBSU	1989-93

AVERAGE PER GAME

Season, All Games:	32.9 (789 pts. in 24 games)	Raymond Lewis, CSULA	1973
Season, Conference:	33.7 (371 pts. in 11 games)	Raymond Lewis, CSULA	1973
Career:	26.3 (1,475 pts. in 56 games)	Kevin Magee, UCI	1980-82

FIELD GOALS MADE

Game:	20	Ed Ratleff, LBSU vs. Saint Mary's	12-10-70
		Raymond Lewis, CSULA vs. PAC	3-2-73
		Kevin Magee, UCI vs. LMU	12-15-81
Season:	359	Armon Gilliam, UNLV	1987
Career:	852	Greg Grant, USU	1983-86

FIELD GOALS ATTEMPTED

Game:	43	Raymond Lewis, CSULA vs. PAC	3-2-73
Season:	693	Raymond Lewis, CSULA	1973
Career:	1,695	Lucious Harris, LBSU	1989-93

FIELD GOAL PERCENTAGE (Min. 3.5 FGM/team game)

Game:	1.000 (13-13)	Mate Milisa, LBSU vs. Monterey Bay	12-22-99
	1.000 (13-13)	Ricky Butler, UCI vs. LBSU	2-21-91
Season:	.695 (141-203)	Mike Atkinson, LBSU	1994
Career:	.656 (552-841)	Kevin Magee, UCI	1980-82

THREE-POINT FIELD GOALS MADE

Game:	11	Bobby Brown, CSF vs. Bethune-Cookman	12-16-06
	11	Chris Brown, UCI vs. NMSU	3-13-94
Season:	152	Freddie Banks, UNLV	1987
Career:	311	Adam Jacobsen, PAC	1993-98

THREE-POINT FIELD GOALS AVERAGE PER GAME

Season:	4.7	Chris Brown, UCI	1994
Career:	3.5	Chris Brown, UCI	1993-95

THREE-POINT FIELD GOALS ATTEMPTED

Game:	21	Keith Stewart, UCI vs. NEV	1-9-93
	21	Chris Brown, UCI vs. NMSU	3-13-94
Season:	358	Freddie Banks, UNLV	1987
Career:	814	Bobby Brown, CSF	2003-07

THREE-POINT FIELD GOAL PERCENTAGE

(Min. 1.0 FGM/team game)

Game:	1.000 (7-7)	Rickey Porter, UCR vs. PAC	1-7-06
	1.000 (7-7)	Dylan Rigdon, UCI vs. CSF	2-24-90
Season:	.519 (40-77)	Mike Doktorczyk, UCI	1989
Career:	.517 (61-118)	Andre Sims, FSU	1987-89

FREE THROWS MADE

Game:	18	Johnny Rogers, UCI vs. UNLV	2-15-86
Season:	211	Leon Wood, CSF	1984
Career:	549	Lucious Harris, LBSU	1989-93

FREE THROWS ATTEMPTED

Game:	22	Leon Wood, CSF vs. UT-Arlington	12-19-81
Season:	263	Gilbert Wilburn, NMSU	1986
Career:	755	Lucious Harris, LBSU	1989-93

CONSECUTIVE FREE THROWS MADE

Game:	17	Kevin Magee, UCI vs. LBSU	1-28-82
	17	Johnny Rogers, UCI vs. Cincinnati	12-29-84
Season:	52	Vince Washington, USU	1985

FREE THROW PERCENTAGE

Game:	1.000 (17-17)	Johnny Rogers, UCI vs. Cincinnati	12-29-84
Season:	.949 (74-78)	Clay McKnight, PAC	2000
Career:	.898 (168-187)	David Doubley, PAC	2003-05

REBOUNDING

REBOUNDS

Game:	28	Michael Jackson, CSULA vs. CSUN	1-22-71
	28	Eric McArthur, UCSB vs. NMSU	1-11-90
Season, All Games:	466	John Gianelli, PAC (26 gms)	1972
Season, Conference:	261	Eric McArthur, UCSB (18 gms)	1990
Career:	1,115	Tony Neal, CSF	1981-85

AVERAGE PER GAME

Season, Conference:	18.8	John Gianelli, PAC (226 in 12 gms)	1972
Season, All Games:	17.9	John Gianelli, PAC (466 in 26 gms)	1972
Career:	13.4	Michael Jackson, CSULA (45 gms)	1971-72

ASSISTS

Game:	21	Mark Wade, UNLV vs. Navy	12-29-86
	21	Leon Wood, CSF vs. LBSU	1-8-83
	21	Leon Wood, CSF vs. UCSB	3-3-83
Season:	406	Mark Wade, UNLV	1987
Career:	838	Greg Anthony, UNLV	1988-91

AVERAGE PER GAME

Season:	11.0	Leon Wood, CSF (319 in 29 gms)	1983
Career:	9.1	Mark Wade, UNLV (689 in 76 gms)	1985-87

BLOCKED SHOTS

Game:	8	Babacar Camara, CSF vs. UCR	2-9-02
		Steve Shaw, CSF vs. LBSU	3-4-78
Season:	89	Eric McArthur, UCSB	1990
Career:	249	Eric McArthur, UCSB	1986-90

STEALS

Game:	11	Markus Carr, CSUN vs. Dominican	11-20-01
Season:	106	Greg Anthony, UNLV	1990

AVERAGE PER GAME

Season:	3.8	Jay Goodman, USU (102 in 27 gms)	1993
---------	-----	----------------------------------	------

GAMES PLAYED

Season:	40	Larry Johnson, UNLV	1990
Career:	145	Stacey Augmon, UNLV	1988-91

TEAM RECORDS

SCORING

MOST POINTS SCORED

Half, Non-Conf.:	86 (2nd)	Cal State Northridge vs. Redlands	11-15-06
Game, Non-Conf.:	159	CS Northridge vs. Redlands (159-97)	12-3-96
Game, Conference:	142	UNLV vs. Utah State (142-140)	1-2-85
Game, Both Teams:	282	UNLV 142, Utah State 140	1-2-85
Season, All Games:	3739	UNLV (40 gms)	1990
Season, Conference:	1862	UNLV (18 gms)	1991

HIGHEST AVERAGE PER GAME

Season, All Games:	97.7	UNLV (35 gms)	1991
Season, Conference:	103.4	UNLV (18 gms)	1991

FEWEST POINTS SCORED

Game, Non-Conf.:	34	Long Beach State vs. BYU (34-74)	11-10-07
Game, Conference:	26	UC Irvine vs. Long Beach State (26-30)	2-24-80
	26	UC Santa Barbara vs. Fresno State (26-46)	2-14-81
Season, All Games:	1494	San Jose State (26 gms)	1982
Season, Conference:	627	Pacific (10 gms)	1975-76

LOWEST SCORING AVERAGE PER GAME

Season, All Games:	57.5	San Jose State (26 gms)	1982
Season, Conference:	54.7	San Jose State (14 gms)	1982

MOST POINTS ALLOWED

Game, Non-Conf.:	139	UC Irvine vs. Bradley (119-139)	12-19-87
Game, Conference:	142	Utah State vs. UNLV (140-142)	1-2-85

FEWEST POINTS ALLOWED

Season, All Games:	1412	Fresno State (24 gms)	1980
	1412	Fresno State (30 gms)	1982
Season, Conference:	617	Cal State Fullerton (10 gms)	1976

HIGHEST DEFENSIVE AVERAGE PER GAME

Season, All Games:	92.0	UC Irvine (30 gms)	1991
Season, Conference:	92.6	San Jose State (10 gms)	1971

LOWEST DEFENSIVE AVERAGE PER GAME

Season, All Games:	47.1	Fresno State (30 gms)	1982
Season, Conference:	47.1	Fresno State (14 gms)	1982

FIELD GOALS MADE

Game:	62	Cal State Northridge vs. Redlands	11-15-06
Season:	1356	UNLV	1990

FIELD GOALS ATTEMPTED

Game:	116 (57 made)	Cal Poly vs. Cal Baptist	12-3-96
Season:	2672	UNLV	1990

FIELD GOAL PERCENTAGE

Game:	.810 (34-42)	Fresno State vs. Portland State	12-3-77
Season:	.561 (920-1639)	UC Irvine	1982

THREE-POINT FIELD GOALS MADE

Game:	21	UNLV vs. Nevada	12-8-90
	21	Cal Poly vs. Cal Baptist	12-3-96
Season:	309	UNLV	1987

THREE-POINT FIELD GOALS ATTEMPTED

Game:	58	Cal Poly vs. Cal Baptist	12-3-96
Season:	827	Cal Poly	1997

THREE-POINT FIELD GOAL PERCENTAGE

Game:	1.000 (5-5)	New Mexico State vs. Fresno State	2-13-88
	1.000 (5-5)	Cal State Fullerton vs. San Jose State	1-30-92
Season:	.455 (143-314)	New Mexico State	1988

FREE THROWS MADE

Game:	45	Pacific vs. San Jose State	2-23-80
Season:	788	Long Beach State	1979-80

FREE THROWS ATTEMPTED

Game:	62	Pacific vs. San Jose State	2-23-80
Season:	1097	UNLV	1989-90

CONSECUTIVE FREE THROWS MADE

Game:	34	UC Irvine vs. Pacific	2-21-81
Season:	40	UC Irvine	1980-81

REBOUNDING

REBOUNDS

Game:	86	Fresno State vs. San Fernando Valley State	2-2-70
Season, All Games:	1668	UNLV (40 gms)	1990
Season, Conference:	799	UNLV (18 gms)	1991

AVERAGE PER GAME

Season, All Games:	57.5	Pacific (1495 in 26 games)	1972
Season, Conference:	58.9	Pacific (707 in 12 games)	1972

MISCELLANEOUS

SCORING

Highest Losing Score:	140	Utah State vs. UNLV (140-142)	1-2-85
Largest Winning Margin, Non-Conf.:	73	UNLV vs. Hawaii-Loa (120-47)	12-5-87
Largest Winning Margin, Conference:	51	Long Beach State vs. San Jose State (104-53)	2-15-71
		UNLV vs. Long Beach State (114-63)	1-19-91
Largest Losing Margin, Non-Conference:	75	North Texas vs. Maryland (57-132)	12-23-98

WON-LOST

Games Won, Season:	37, UNLV (37-2)	1987
Games Won, Season, Conf.:	18, Pacific (18-0)	2005
	18, UNLV (18-0)	1992
	18, UNLV (18-0)	1991
	18, UNLV (18-0)	1987
Winning Pct., Season:	.971, UNLV (34-1)	1991
Winning Pct., Season, Conf.:	1.000 Pacific (18-0)	2005
	1.000 UNLV (18-0)	1992
	1.000 UNLV (18-0)	1991
	1.000 UNLV (18-0)	1987
	1.000 Long Beach State (12-0)	1974
	1.000 Long Beach State (10-0)	1971
	1.000 Long Beach State (10-0)	1970
Consecutive Wins, Season:	34, UNLV	1991
Consecutive Wins:	45, UNLV, 1990 (11) & 1991 (34)	1990-91
Consecutive Conf. Wins:	40, UNLV	1990-93
Games Lost, Season:	27, Pacific (3-27)	1984

SINGLE GAME RECORDS

POINTS SCORED

53	Raymond Lewis, CSLA vs. Long Beach State (2 OT)	2-23-73
47	Bobby Brown, Cal State Fullerton vs. Bethune Cookman	12-16-06
46	Raymond Lewis, CSLA vs. Texas Southern	1-25-73
46	Kevin Magee, UC Irvine vs. Loyola Marymount	12-15-81
45	Ed Ratleff, Long Beach State vs. Saint Mary's	12-10-70
45	Charles Bailey, Fresno State vs. North Texas	12-20-73
44	J.R. Rider, UNLV vs. Nevada	2-25-93
43	Ed Ratleff, Long Beach State vs. Pacific	1-30-72
43	Raymond Lewis, CSLA vs. Pacific	3-2-73
43	Scott Brooks, UC Irvine vs. Utah State	1-8-87
42	Rich Anema, Pacific vs. Cal State Fullerton	2-27-86
42	Louis Richardson, New Mexico State vs. Cal Poly	1-9-97
41	Vince Washington, Utah State vs. Pacific	1-21-85
41	Johnny Rogers, UC Irvine vs. UNLV	2-15-86
41	Scott Brooks, UC Irvine vs. Pacific	2-21-87
41	Wayne Engelstad, UC Irvine vs. Bradley	12-19-87
41	Kendall Youngblood, Utah State vs. New Mexico State	2-29-92
41	Jerry Green, UC Irvine vs. Pepperdine	11-20-01
41	Josh Akognon, Cal State Fullerton at Hawai'i	11-16-08
41	Josh Akognon, Cal State Fullerton vs. Cal State Bakersfield	12-13-08

REBOUNDS

28	Michael Jackson, CSLA vs. San Fernando Valley State	1-22-71
28	Eric McArthur, UC Santa Barbara vs. New Mexico State	1-11-90
27	John Gianelli, Pacific vs. Long Beach State	1-30-72
27	John Gianelli, Pacific vs. CSLA	2-12-72
27	Kerry Davis, Cal State Fullerton vs. Central Michigan	12-15-75
26	Larry Hendrickson, Fresno State vs. San Fernando Valley State	1-11-70
25	Kevin Magee, UC Irvine vs. Long Beach State	1-30-82
24	John Gianelli, Pacific vs. San Jose State	3-4-72
24	Kebu Stewart, UNLV vs. UC Irvine	2-19-94

ASSISTS

21	Leon Wood, Cal State Fullerton vs. Long Beach State	1-8-83
21	Leon Wood, Cal State Fullerton vs. UC Santa Barbara	3-3-83
21	Mark Wade, UNLV vs. Navy	12-29-86
20	Danny Tarkanian, UNLV vs. Arizona	12-6-82
20	Danny Tarkanian, UNLV vs. Baylor	12-22-82
20	Sam Crawford, New Mexico State vs. Sam Houston State	12-21-92
19	Greg Anthony, UNLV vs. Pacific	12-29-90

FIELD GOAL PERCENTAGE (Min. 10 attempts)

1.000	Mate Milisa, Long Beach State vs. Monterey Bay (13-13)	12-22-99
1.000	Ricky Butler, UC Irvine vs. Cal State Fullerton (13-13)	2-21-91
1.000	Mike Doktorczyk, UC Irvine vs. Pacific (12-12)	1-21-89
1.000	Mike Vukovich, UC Santa Barbara vs. Pacific (12-12)	2-3-01
1.000	Dominic Calegari, UC Davis vs. UC Irvine (10-10)	1-14-10
1.000	Mike Brotherton, San Jose State vs. New Mexico State (10-10)	2-21-91
1.000	James Anderson, New Mexico State vs. UC Irvine (10-10)	1-13-90
1.000	Brian Vaughns, UC Santa Barbara vs. Pacific (10-10)	1-31-87
1.000	Bill Floyd, Utah State vs. New Mexico State (10-10)	3-2-85
1.000	Tom Morgan, Cal State Fullerton vs. Utah State (10-10)	1-31-80

FIELD GOALS MADE

20	Ed Ratleff, Long Beach State vs. Saint Mary's	12-10-70
20	Raymond Lewis, CSLA vs. Pacific	3-2-73
20	Kevin Magee, UC Irvine vs. Loyola Marymount	12-15-81
19	Raymond Lewis, CSLA vs. San Francisco State	12-8-72
19	Raymond Lewis, CSLA vs. Long Beach State (2 OT)	2-23-73
18	Charles Bailey, Fresno State vs. North Texas	12-20-73
18	Russ Coleman, Pacific vs. Santa Clara	12-9-77
17	Stan Hill, San Jose State vs. Sacramento State	1-5-78
17	Armon Gilliam, UNLV vs. Wyoming	3-20-87
17	John Hatten, Long Beach State vs. UC Irvine	1-28-89
17	Silas Mills, Utah State vs. Hawaii-Hilo	11-26-95
17	Bobby Brown, Cal State Fullerton vs. Bethune-Cookman	12-16-06

STEALS

11	Markus Carr, Cal State Northridge vs. Dominican	11-20-01
10	Ben McDonald, UC Irvine vs. Pacific	2-24-83
10	Antrone Lee, Long Beach State vs. UC Irvine	2-19-98
10	Joseph Frazier, Cal State Northridge vs. Bethany College	12-7-02
9	Cedric Ceballos, Cal State Fullerton vs. San Jose State	1-19-89
9	Jay Goodman, Utah State vs. San Jose State	2-20-93
9	Rasul Salahuddin, Long Beach State vs. New Mexico State	2-10-96
8	Mario Gaines, UC Santa Barbara vs. San Diego	12-22-81
8	Sam Crawford, New Mexico State vs. Fresno State	3-13-92
8	Jay Goodman, Utah State vs. Montana Tech	12-3-92
8	Aaron Sunderland, Cal State Fullerton vs. Chapman	12-23-92
8	Tony Amundsen, Pacific vs. Utah State	1-23-93
8	Derick Andrew, Cal State Fullerton vs. Long Beach State	1-5-02
8	Markus Carr, Cal State Northridge vs. Pacific	1-5-02
8	Joseph Frazier, Cal State Northridge vs. Cal Poly	2-13-03
8	Trae Clark, Cal Poly vs. Menlo College	12-2-07
8	Mark Payne, UC Davis vs. UC Santa Cruz	11-18-09

FIELD GOAL ATTEMPTS

43	Raymond Lewis, CSLA vs. Pacific	3-2-73
37	Raymond Lewis, CSLA vs. Long Beach State (2 OT)	2-23-73
34	Leon Wood, Cal State Fullerton vs. Fresno State	2-9-84

FREE THROW PERCENTAGE (Minimum 12 attempts)

1.000	Johnny Rogers, UC Irvine vs. Cincinnati (17-17)	12-29-84
1.000	Lorenzo Keeler, Cal Poly at Hawai'i (16-16)	2-20-10
1.000	Mike Doktorczyk, UC Irvine vs. UC Santa Barbara (16-16)	3-4-89
1.000	Josh Akognon, Cal State Fullerton vs. Cal State Bakersfield (15-15)	12-13-08
1.000	Raymond Tutt, UC Santa Barbara vs. UC Irvine (14-14)	2-27-97
1.000	Kevin Henderson, Cal State Fullerton vs. Texas Tech (14-14)	12-5-85
1.000	Jerry Green, UC Irvine vs. Pacific (13-13)	1-6-01
1.000	James Cotton, Long Beach State vs. Bethune-Cookman (13-13)	12-30-96
1.000	Kendall Youngblood, Utah State vs. Brigham Young (13-13)	12-13-91
1.000	Domingo Rosario, Pacific vs. New Mexico State (13-13)	2-11-88
1.000	Kevin Nixon, Utah State vs. Cal State Fullerton (13-13)	2-13-86
1.000	Greg Grant, Utah State vs. Cal State Fullerton (13-13)	1-9-86
1.000	Leon Wood, Cal State Fullerton vs. Pacific (13-13)	3-3-82
1.000	Chuma Awaji, UC Irvine vs. Cal State Northridge (12-12)	2-3-07
1.000	Calvin Chitwood, Cal State Northridge vs. Eastern Washington (12-12)	12-3-06
1.000	Cecil Brown, UC Santa Barbara vs. San Jose State (12-12)	2-18-06
1.000	Nate Carter, UC Riverside vs. Cal Poly (12-12)	2-26-04
1.000	Jerry Green, UC Irvine vs. Utah State (12-12)	2-9-02
1.000	Jay Goodman, Utah State vs. Nevada (12-12)	1-3-93
1.000	Larry Johnson, UNLV vs. North Carolina State (12-12)	2-3-90
1.000	York Gross, UC Santa Barbara vs. Fordham (12-12)	12-28-80

FREE THROWS MADE

18	Johnny Rogers, UC Irvine vs. UNLV	2-15-86
17	Paul Johnson, UC Santa Barbara vs. Cal State Northridge	12-4-92
17	Ricky Butler, UC Irvine vs. UNLV	2-4-89
17	Johnny Rogers, UC Irvine vs. Cincinnati	12-29-84
17	Kevin Magee, UC Irvine vs. Long Beach State	1-28-82
17	Leon Wood, Cal State Fullerton vs. Texas-Arlington	12-19-81
16	Lorenzo Keeler, Cal Poly vs. UC Irvine	3-10-10
16	Lorenzo Keeler, Cal Poly at Hawai'i	2-20-10
16	Gabe Stephenson, Cal Poly vs. UC San Diego	11-18-05
16	James Cotton, Long Beach State vs. UC Santa Barbara	2-15-97
16	Kebu Stewart, UNLV vs. Pacific	1-27-94
16	James French, Cal State Fullerton vs. San Diego State	12-20-94
16	J.R. Rider, UNLV vs. Nevada	1-29-93
16	Mike Doktorczyk, UC Irvine vs. UC Santa Barbara	3-4-89
16	Kevin Magee, UC Irvine vs. Pacific	2-18-82
16	Wally Rank, San Jose State vs. UC Santa Barbara	2-28-80

FREE THROW ATTEMPTS

22	Leon Wood, Cal State Fullerton vs. Texas-Arlington	12-19-81
21	Watende Favors, Cal Poly vs. Sacramento State	12-13-97
21	Kebu Stewart, UNLV vs. UC Santa Barbara	1-21-94
20	Justin Burns, Cal State Fullerton vs. Cal State Northridge	1-7-06
20	Kebu Stewart, UNLV vs. Pacific	1-27-94
20	Gilbert Wilburn, New Mexico State vs. San Jose State	2-27-86
20	Johnny Rogers, UC Irvine vs. UNLV	2-15-86

3-POINT FIELD GOAL PERCENTAGE (Min. 5 FGM)

1.000	Rickey Porter, UC Riverside vs. Pacific (7-7)	1-7-06
1.000	Dylan Rigdon, UC Irvine vs. Cal State Fullerton (7-7)	2-24-90
1.000	Nick Enzweiler, Cal Poly vs. Santa Clara (6-6)	12-12-04
1.000	Louis Richardson, New Mexico State vs. Cal Poly (6-6)	1-9-97
1.000	Jay Goodman, Utah State vs. Utah (6-6)	12-8-92
1.000	Rod Palmer, UC Irvine vs. San Jose State (6-6)	2-9-89
1.000	Jimmy Taylor, New Mexico State vs. San Jose State (6-6)	2-2-89
1.000	Pat Eveland, Pacific at Long Beach State (5-5)	2-17-10
1.000	Brett Lauer, UC Irvine vs. Cal State Northridge (5-5)	2-18-09
1.000	Anthony Esparza, Pacific vs. Montana (5-5)	2-17-07
1.000	Steve Williams, UC Riverside vs. UC Davis (5-5)	3-4-06
1.000	David Doubly, Pacific vs. Idaho (5-5)	2-10-05
1.000	Tim Berdman, Pacific vs. Sacramento State (5-5)	12-23-96
1.000	Jeff Herdman, UC Irvine vs. UNLV (5-5)	2-23-91
1.000	Stacey Augmon, UNLV vs. UC Irvine (5-5)	2-4-89
1.000	Reid Newey, Utah State vs. Pacific (5-5)	3-5-88
1.000	Gerald Paddio, UNLV vs. UC Irvine (5-5)	1-3-88
1.000	Freddie Banks, UNLV vs. Cal State Fullerton (5-5)	2-17-86

3-POINT FIELD GOALS MADE

11	Bobby Brown, Cal State Fullerton vs. Bethune Cookman	12-6-06
11	Chris Brown, UC Irvine vs. New Mexico State	3-13-94
10	Ryan Dillon, Cal State Fullerton vs. Boise State	1-31-01
10	Chris Brown, UC Irvine vs. Pacific	2-5-94
10	Freddie Banks, UNLV vs. Indiana	3-28-87
9	15 times	
	Most Recent-Josh Akognon, Cal State Fullerton vs. UC Riverside	3-11-09

3-POINT FIELD GOAL ATTEMPTS

21	Keith Stewart, UC Irvine vs. Nevada	1-9-93
21	Chris Brown, UC Irvine vs. New Mexico State	3-13-94
20	Chris Brown, UC Irvine vs. New Mexico State	2-26-94
19	Freddie Banks, UNLV vs. Indiana	3-28-87
19	Gerald Paddio, UNLV vs. Iowa	3-20-88
19	Josh Akognon, Cal State Fullerton at New Mexico State	2-21-09

BLOCKS

8	Greg Somogyi, UC Santa Barbara at Fresno State	2-20-10
8	Babacar Camara, Cal State Fullerton vs. UC Riverside	2-9-02
8	Steve Shaw, Cal State Fullerton vs. Long Beach State	3-4-78

SINGLE SEASON RECORDS

POINTS SCORED (gp)

903	Armon Gilliam, UNLV (39)	1987
822	Larry Johnson, UNLV (40)	1990
814	J.R. Rider, UNLV (28)	1993
795	Larry Johnson, UNLV (35)	1991
789	Raymond Lewis, CSLA (24)	1973
764	Josh Akognon, CSF (32)	2009
760	Freddie Banks, UNLV (39)	1987
743	Kevin Magee, UCI (27)	1981
739	Lucious Harris, LBSU (32)	1993
732	Kevin Magee, UCI (29)	1982

POINTS PER GAME (pts/gp)

32.9	Raymond Lewis, CSLA (789/24)	1973
29.1	J.R. Rider, UNLV (814/28)	1993
27.5	Kevin Magee, UCI (743/27)	1981
25.2	Kevin Magee, UCI (732/29)	1982
24.2	Ricky Berry, SJSU (702/29)	1988
24.0	Leon Wood, CSF (719/30)	1984
24.0	Raymond Tutt, UCSB (649/27)	1997
23.9	Josh Akognon, CSF (764/32)	2009
23.8	Scott Brooks, UCI (665/28)	1987
23.6	Gilbert Wilburn, NMSU (496/21)	1985
23.6	Wayne Engelstad, UCI (708/30)	1988

REBOUNDS (gp)

466	John Gianelli, PAC (26)	1972
457	Larry Johnson, UNLV (40)	1990
388	Michael Jackson, CSLA (26)	1972
380	Larry Johnson, UNLV (35)	1991
377	Eric McArthur, UCSB (29)	1990
368	Sidney Green, UNLV (31)	1983
363	Armon Gilliam, UNLV (39)	1987
362	Cedric Ceballos, CSF (29)	1990
356	Morris Thomas, CSLA (26)	1970
353	Kevin Magee, UCI (29)	1982

REBOUNDS PER GAME (reb/gp)

17.9	John Gianelli, PAC (466/26)	1972
13.7	Morris Thomas, CSLA (356/26)	1970
13.0	Eric McArthur, UCSB (377/29)	1990
12.6	Jim McCargo, PAC (327/26)	1972
12.5	Chris McMurray, SDSU (350/28)	1972
12.5	Cedric Ceballos, CSF (362/29)	1990
12.5	Kevin Magee, UCI (337/27)	1981
12.2	Kevin Magee, UCI (353/29)	1982
12.2	Ron Knight, CSLA (256/21)	1970
12.0	Jim McCargo, PAC (313/26)	1973

ASSISTS (gp)

406	Mark Wade, UNLV (38)	1987
319	Leon Wood, CSF (29)	1983
310	Greg Anthony, UNLV (35)	1991
310	Sam Crawford, NMSU (34)	1993
296	Danny Tarkanian, UNLV (34)	1984
289	Greg Anthony, UNLV (39)	1990
286	Danny Tarkanian, UNLV (31)	1983
283	Mark Wade, UNLV (38)	1986
282	Sam Crawford, NMSU (33)	1992
247	Dedan Thomas, UNLV (29)	1993

ASSIST AVERAGE (ast/gp)

11.0	Leon Wood, CSF (319/29)	1983
10.7	Mark Wade, UNLV (406/38)	1987
9.2	Danny Tarkanian, UNLV (286/31)	1983
9.1	Sam Crawford, NMSU (310/34)	1993
8.9	Greg Anthony, UNLV (310/35)	1991
8.7	Danny Tarkanian, UNLV (296/34)	1984
8.5	Sam Crawford, NMSU (282/33)	1992
8.5	Raimonds Miglinieks, UCI (230/27)	1996
8.4	Dedan Thomas, UNLV (247/29)	1993
8.4	Raimonds Miglinieks, UCI (245/29)	1995

3-POINT FG PCT (No.-Att./pg/gm)

<i>Since 1987</i> (Min. 1.0 FGM per team game)		
.519	Mike Doktorczyk, UCI (40-77/1.4/28)	1989
.517	Justin Jones, USU (60-116/1.9/32)	1998
.512	Jeff Herdman, UCI (42-82/1.5/28)	1989
.507	Jeff McCool, NMSU (73-144/2.3/32)	1988

.504	Brett Lauer, UCI (63-125/2.0/31)	2009
.496	Derek Stockalper, CP (69-139/2.3/30)	2007
.495	Michael Kirby, PAC (54-109/2.1/26)	2009
.494	Wm. Benjamin, NMSU (43-87/1.5/29)	1991
.486	Scott Thomason, PAC (54-111/2.0/27)	1999
.484	Jesse LoBue, UCR (31-64/1.0/30)	2009

3-POINT FIELD GOALS MADE (gp)

152	Freddie Banks, UNLV (39)	1987
136	Josh Akognon, CSF (32)	2009
122	Chris Brown, UCI (26)	1999
118	Gerald Paddio, UNLV (39)	1988
116	Josh Akognon, CSF (32)	2008
112	Jeff Herdman, UCI (30)	1991
111	Scott Brooks, UCI (28)	1987
105	Anderson Hunt, UNLV (33)	1991
104	Denmark Reid, NMSU (30)	1998
99	Anderson Hunt, UNLV (39)	1990

3-POINT FIELD GOAL ATTEMPTS (gp)

366	Josh Akognon, CSF (32)	2009
358	Freddie Banks, UNLV (39)	1987
301	Chris Brown, UCI (26)	1994
295	Josh Akognon, CSF (32)	2008
282	Gerald Paddio, UNLV (34)	1988
263	Anderson Hunt, UNLV (33)	1991
262	Jeff Herdman, UCI (30)	1991
258	Anderson Hunt, UNLV (39)	1990
257	Scott Brooks, UCI (28)	1987
247	Gordon Scott, UI (28)	2000

BLOCKS (gp)

<i>Since 1986</i>		
89	Eric McArthur, UCSB (29)	1990
88	Michael Olowokandi, PAC (32)	1998
83	Vili Morton, UCR (26)	2002
78	Eric McArthur, UCSB (30)	1989
77	George Ackles, UNLV (35)	1991
76	Elmore Spencer, UNLV (31)	1991
70	Elmore Spencer, UNLV (28)	1992
66	Sean Williams, CSF (26)	1993
64	Eric McArthur, UCSB (30)	1988
62	Gerald Thomas, SJSU (29)	1988

BLOCK AVERAGE (blk/gp)

3.19	Vili Morton, UCR (83/26)	2002
3.07	Eric McArthur, UCSB (89/29)	1990
2.75	Michael Olowokandi, PAC (88/32)	1998
2.60	Eric McArthur, UCSB (78/30)	1989
2.54	Sean Williams, CSF (66/26)	1993
2.50	Elmore Spencer, UNLV (70/28)	1992
2.45	Elmore Spencer, UNLV (76/31)	1991
2.20	George Ackles, UNLV (77/35)	1991
2.19	Terrance O'Kelley, LBSU (59/27)	1994
2.14	Gerald Thomas, SJSU (62/29)	1988

STEALS (gp)

106	Greg Anthony, UNLV (39)	1990
102	Jay Goodman, USU (27)	1993
101	Rasul Salahuddin, LBSU (28)	1996
91	Randy Brown, NMSU (31)	1990
85	Greg Anthony, UNLV (36)	1989
84	Greg Anthony, UNLV (35)	1991
82	Ian Boylan, CSUN (31)	2005
82	Corey Anders, PAC (30)	1997
79	Mark Wade, UNLV (38)	1987
78	Markus Carr, CSUN (28)	2002
78	Ian Boylan, CSUN (30)	2004

STEAL AVERAGE (stl/gp)

<i>Since 1986</i>		
3.78	Jay Goodman, USU (102/27)	1993
3.61	Rasul Salahuddin, LBSU (101/28)	1996
2.94	Randy Brown, NMSU (91/31)	1990
2.79	Markus Carr, CSN (78/28)	2002
2.73	Corey Anders, PAC (82/30)	1997
2.72	Greg Anthony, UNLV (106/39)	1990
2.65	Ian Boylan, CSUN (82/31)	2005
2.64	Eathan O'Bryant, NEV (74/28)	1994
2.60	Ian Boylan, CSUN (78/30)	2004
2.59	Jeff Gloger, UCI (75/29)	2003

FIELD GOAL PERCENTAGE (fgm-fga/gp)

<i>(Minimum 3.5 FGM per team game)</i>		
.695	Mike Atkinson, LBSU (141-203/26)	1994
.677	Nate Harris, USU (134-198/29)	2004
.671	Kevin Magee, UCI (280-417/27)	1981
.662	Larry Johnson, UNLV (308-465/35)	1991
.661	Khris Fortson, UCSB (115-174/28)	1985
.656	Daniel Watts, NEV (145-221/29)	1996
.652	Nate Harris, USU (172-264/32)	2005
.648	Jarvis Basnight, UNLV (184-284/33)	1988
.642	Kevin Magee, UCI (272-424/29)	1982
.640	Bob Thornton, UCI (151-236/29)	1984

FIELD GOALS MADE (gp)

359	Armon Gilliam, UNLV (39)	1987
325	Raymond Lewis, CSLA (24)	1973
304	Larry Johnson, UNLV (40)	1990
298	Michael Olowokandi, PAC (32)	1998
295	Michael Wiley, LBSU (34)	1980
282	J.R. Rider, UNLV (28)	1993
280	Kevin Magee, UCI (27)	1981
277	Anthony Jones, UNLV (38)	1986
275	Ed Ratleff, LBSU (29)	1973
272	Kevin Magee, UCI (29)	1982

FIELD GOAL ATTEMPTS (gp)

693	Raymond Lewis, CSLA (24)	1973
618	Josh Akognon, CSF (32)	2009
598	Armon Gilliam, UNLV (39)	1987
590	Freddie Banks, UNLV (39)	1987
559	Freddie Banks, UNLV (38)	1986
548	J.R. Rider, UNLV (28)	1993
545	Cedric Ceballos, CSF (29)	1989
540	Leon Wood, CSF (30)	1984
520	Ricky Berry, SJSU (29)	1988
514	Johnnie Skinner, SJSU (25)	1971

FREE THROW PERCENTAGE (ftm-fta/gp)

<i>(Minimum 2.0 FTM per team game)</i>		
.949	Clay McKnight, PAC (74-78/27)	2000
.903	Miah Davis, PAC (65-72/28)	2003
.902	David Doubly, PAC (74-82/32)	2004
.899	Josh Akognon, CSF (107-119/32)	2008
.897	Mike Hood, UCI (61-68/29)	2003
.895	David Doubly, PAC (94-105/31)	2005
.892	Josh Akognon, CSF (132-148/32)	2009
.891	Jay Goodman, USU (82-92/28)	1992
.890	Mike Wozniak, CP (129-145/27)	1998
.889	Mike Doktorczyk, UCI (64-72/30)	1988

FREE THROWS MADE (gp)

211	Leon Wood, CSF (30)	1984
201	Larry Johnson, UNLV (40)	1990
196	Jerry Green, UCI (30)	2001
195	J.R. Rider, UNLV (28)	1993
194	Lucius Davis, UCSB (29)	1992
188	Kevin Magee, UCI (29)	1982
187	Leon Wood, CSF (32)	1982
187	Gilbert Wilburn, NMSU (30)	1986
185	Armon Gilliam, UNLV (39)	1987
183	Kevin Magee, UCI (27)	1981

FREE THROW ATTEMPTS (gp)

263	Gilbert Wilburn, NMSU (30)	1986
262	Larry Johnson, UNLV (40)	1990
261	Kevin Magee, UCI (29)	1982
258	Lucius Davis, UCSB (29)	1992
257	Leon Wood, CSF (30)	1984
248	Jerry Pender, FSU (26)	1971
248	Eric Franson, USU (33)	1996
236	J.R. Rider, UNLV (28)	1993
235	Jerry Green, UCI (30)	2001
231	Pape Sow, CSF (28)	2004
229	Leon Wood, CSF (32)	1982

CAREER RECORDS

POINTS SCORED (gp)

2,312	Lucious Harris, LBSU (122)	1989-93
2,127	Greg Grant, USU (115)	1983-86
2,065	Ron Cornelius, PAC (115)	1978-81
2,011	Stacey Augmon, UNLV (145)	1988-91
2,007	Freddie Banks, UNLV (144)	1984-87
2,006	Chris Bjorklund, CP (110)	1997-01
1,993	Jerry Green, UCI (116)	1999-02
1,962	Michael Wiley, LBSU (120)	1977-80
1,961	Bobby Brown, CSF (116)	2003-07
1,903	Mike Wozniak, CP (112)	1996-00

POINTS PER GAME (pts/gp)

26.3	Kevin Magee, UCI (1,475/56)	1980-82
25.0	J.R. Rider, UNLV (1,372/55)	1992-93
22.4	Jerry Pender, FSU (1,142/51)	1971-72
22.1	Cedric Ceballos, CSF (1,284/58)	1989-90
22.0	Josh Akognon, CSF (1,411/64)	2007-09
21.6	Larry Johnson, UNLV (1,617/75)	1990-91
21.5	Raymond Tutt, UCSB (1,141/53)	1996-98
21.4	Ed Ratleff, LBSU (1,820/85)	1971-73
21.2	Johnny Rogers, UCI (1,249/59)	1985-86
21.0	Ricky Berry, SJSU (1,767/84)	1986-88
20.9	Gilbert Wilburn, NMSU (1,068/51)	1985-86

REBOUNDS (gp)

1,115	Tony Neal, CSF (117)	1981-85
1,005	Stacey Augmon, UNLV (145)	1988-91
1,003	Greg Grant, USU (115)	1983-86
973	Ron Cornelius, PAC (115)	1979-81
904	Eric McArthur, UCSB (104)	1986-90
896	Francois Wise, LBSU (126)	1977-80
890	Armon Gilliam, UNLV (107)	1985-87
885	Eric Franson, USU (117)	1991, 1993-96
837	Tod Murphy, UCI (117)	1983-86
837	Larry Johnson, UNLV (75)	1990-91

REBOUNDS PER GAME (reb/gp- min. 45 gms)

13.4	Michael Jackson, CSLA (602/45)	1971-72
12.3	Kevin Magee, UCI (690/56)	1980-82
12.3	Jim McCargo, PAC (640/52)	1972-73
11.2	Larry Johnson, UNLV (837/75)	1990-91
10.7	Cedric Ceballos, CSF (618/58)	1989-90
10.5	Larry Hendrickson, FSU (546/52)	1970-71
10.3	Doug Rex, UCSB (537/52)	1970-71
9.5	Tony Neal, CSF (1,115/117)	1981-85
9.3	Calvin Roberts, CSF (496/53)	1979-80
9.2	George Trapp, LBSU (495/54)	1970-71

ASSISTS (gp)

838	Greg Anthony, UNLV (110)	1988-91
744	Leon Wood, CSF (91)	1982-84
689	Mark Wade, UNLV (76)	1985-87
592	Sam Crawford, NMSU (67)	1992-93
582	Danny Tarkanian, UNLV (65)	1983-84
549	Dedan Thomas, UNLV (85)	1992-94
537	Wayne Williams, CSF (86)	1989-91
516	Bobby Brown, CSF (116)	2003-07
515	Ray Kelly, UCSB (86)	1991-93
507	Billy Walker, LBSU (116)	1985-88
497	Freddie Banks, UNLV (144)	1984-87
477	Michael Dixon, SJSU (107)	1982-85

ASSIST AVERAGE (ast/gp)

9.1	Mark Wade, UNLV (689/76)	1985-87
9.0	Danny Tarkanian, UNLV (582/65)	1983-84
8.8	Sam Crawford, NMSU (592/67)	1992-93
8.5	Raimonds Miglinieks, UCI (475/56)	1995-96
8.2	Leon Wood, CSF (744/91)	1982-84
7.7	Eathan O'Bryant, NEV (437/57)	1994-95
7.6	Greg Anthony, UNLV (838/110)	1988-91
6.5	Dedan Thomas, UNLV (549/85)	1992-94
6.4	Leonard Armato, PAC (326/51)	1974-76
6.4	Brian Shaw, UCSB (375/59)	1987-88

FIELD GOALS MADE (gp)

852	Greg Grant, USU (115)	1983-86
814	Michael Wiley, LBSU	1976-80
808	Ron Cornelius, PAC (88)	1978-81
776	Lucious Harris, LBSU (122)	1989-93
743	Ed Ratleff, LBSU (83)	1971-73
716	Armon Gilliam, UNLV (107)	1985-87
706	Freddie Banks, UNLV (144)	1983-87
699	Chris Bjorklund, CP (110)	1997-01
692	Bobby Brown, CSF (116)	2003-07
672	Jerry Green, UCI (116)	1999-02
654	Leon Wood, CSF (91)	1982-84
644	Tod Murphy, UCI (117)	1983-86

FIELD GOAL ATTEMPTS (gp)

1,695	Lucious Harris, LBSU (122)	1989-93
1,616	Bobby Brown, CSF (116)	2003-07
1,604	Greg Grant, USU (115)	1983-86
1,601	Freddie Banks, UNLV (144)	1984-87
1,477	Leon Wood, CSF (91)	1982-84
1,426	Jerry Green, UCI (116)	1999-02
1,417	Ron Cornelius, PAC (88)	1978-81
1,417	Richard Morton, CSF (113)	1985-88
1,409	Carrick DeHart, UCSB (119)	1987-90
1,407	Chris Bjorklund, CP (110)	1997-01

FIELD GOAL PERCENTAGE (fgm-fga)

(Minimum 3.5 FGM per team game)

.656	Kevin Magee, UCI (552-841)	1980-82
.652	Nate Harris, USU (373-572)	2002-05
.643	Larry Johnson, UNLV (612-952)	1990-91
.622	Greg Houskeeper, USU (214-344)	1988-89
.620	Daniel Watts, NEV (235-379)	1995-96
.617	Spencer Nelson, USU (437-708)	1999, 03-05
.608	Jarvis Basnight, UNLV (365-600)	1986-88
.606	Michael Jackson, CSLA (337-554)	1971-72
.593	Bob Thornton, UCI (320-540)	1982-84
.592	Vili Morton, UCR (322-544)	01-02, 03-05
.591	Michael Olowokandi, PAC (443-749)	1995-98

FREE THROWS MADE (gp)

549	Lucious Harris, LBSU (122)	1989-93
540	Leon Wood, CSF (91)	1982-84
533	Jerry Green, UCI (116)	1999-02
488	Tod Murphy, UCI (117)	1983-86
476	Alex Harris, UCSB (118)	2004-08
458	Dan Conway, USU (118)	1986-89
449	Ron Cornelius, PAC (88)	1978-81
447	Kendall Youngblood, USU (114)	1989-92
429	Armon Gilliam, UNLV (107)	1985-87
420	Greg Grant, USU (115)	1983-86

FREE THROW ATTEMPTS (gp)

755	Lucious Harris, LBSU (122)	1989-93
666	Leon Wood, CSF (91)	1982-84
658	Jerry Green, UCI (116)	1999-02
625	Tod Murphy, UCI (117)	1983-86
619	Dan Conway, USU (118)	1986-89
610	Anthony Brown, PAC (126)	2005-09
606	Alex Harris, UCSB (118)	2004-08
594	Greg Grant, USU (115)	1983-86
594	Armon Gilliam, UNLV (107)	1985-87
593	Kendall Youngblood, USU (114)	1989-92

FREE THROW PERCENTAGE (ftm-fta)

(Minimum 2.0 FTM per team game)

.898	David Doubley, PAC (168-187)	2003-05
.895	Josh Akognon, CSF (239-267)	2007-09
.881	Jimmy Carroll, NEV (126-143)	1996-98
.870	Tony Brown, USU (275-316)	1999-02
.862	Lorenzo Keeler, CP (150-174)	2007-present
.860	Mike Wozniak, CP (363-422)	1996-00
.859	Scott Brooks, UCI (220-256)	1986-87
.858	Miah Davis, PAC (206-240)	2002-04
.851	Vince Washington, USU (279-328)	1984-85
.846	Joe Small, CSF (209-247)	1991-92
.843	Donovan Morris, LBSU (269-319)	2007-09
.840	Johnny Rogers, UCI (274-326)	1985-86

3-PT FIELD GOALS MADE (gp)

311	Adam Jacobsen, PAC (117)	1993-98
308	Mike Wozniak, CP (112)	1996-00
307	Bobby Brown, CSF (116)	2003-07
283	Tony Brown, USU (127)	1999-02
283	Anderson Hunt, UNLV (109)	1989-91
262	Wilbert Hooker, FSU (88)	1989-92
252	Josh Akognon, CSF (64)	2007-09
252	Jibril Hodges, LBSU (114)	2002-06
238	Clay McKnight, PAC (113)	1995-00
237	Reid Newey, USU (116)	1983, 1987-89
233	Ross Schraeder, UCI (114)	2002-06
230	Dell Demps, PAC (115)	1989-92

3-PT FIELD GOAL ATTEMPTS (gp)

814	Bobby Brown, CSF (116)	2003-07
811	Mike Wozniak, CP (112)	1996-00
809	Adam Jacobsen, PAC (117)	1993-98
739	Anderson Hunt, UNLV (109)	1988-91
686	Tony Brown, USU (127)	1998-02
680	Jibril Hodges, LBSU (114)	2002-06
661	Josh Akognon, CSF (64)	2007-09
618	Ben Larson, CP (107)	1995-99
584	Dell Demps, PAC (85)	1989-91
583	Lucious Harris, LBSU (122)	1989-93

3-PT FIELD GOAL PERCENTAGE (3pm-3pa)

(Minimum 1.0 FGM per team game)

.517	Andre Sims, FSU (61-118)	1987-89
.464	Michael Kirby, PAC (78-168)	2007-09
.459	Ricky Berry, SJSU (113-246)	1986-88
.457	Eric Channing, NMSU (138-302)	1998-00
.450	Brett Lauer, UCI (113-251)	2007-09
.446	Jeff McCool, NMSU (200-452)	1986-89
.445	Derek Stockalper, CP (121-272)	2004-07
.442	Steve Haney, SJSU (103-233)	1988-89
.440	Ross Schraeder, UCI (233-529)	2002-06
.436	Brian Johnson, UCSB (150-344)	1985-88

bold = current player for 2009-10 season
must have competed at least two years to be eligible



Long Beach State's Jibril Hodges made 252 three-pointers to rank seventh on the Big West career list.

ALL-TIME TEAM LEADERS

SCORING OFFENSE

Year	Team	G	Pts	Avg
1970	Cal State Los Angeles	26	2437	93.8
1971	Long Beach State	26	2268	87.2
1972	Cal State Los Angeles	26	2352	90.4
1973	Long Beach State	29	2613	90.1
1974	Long Beach State	26	2084	80.2
1975	San Jose State	29	2237	77.1
1976	San Diego State	29	2267	78.1
1977	Long Beach State	29	2294	79.1
1978	Long Beach State	29	2358	81.3
1979	Utah State	30	2342	78.1
1980	Utah State	27	2329	86.3
1981	UC Irvine	27	2332	86.4
1982	UC Irvine	30	2311	77.0
1983	UNLV	31	2449	79.0
1984	UNLV	35	2868	81.9
1985	Utah State	28	2365	84.6
1986	UC Irvine	30	2384	79.5
1987	UNLV	39	3612	92.6
1988	UNLV	34	2867	84.3
1989	UNLV	37	3155	85.3
1990	UNLV	40	3739	93.5
1991	UNLV	35	3420	97.7
1992	UNLV	28	2240	80.0
1993	UNLV	29	2592	89.4
1994	New Mexico State	31	2500	80.6
1995	New Mexico State	35	2437	85.6
1996	UC Irvine	27	2026	75.0
1997	Cal Poly	30	2444	81.5
1998	Cal Poly	28	2367	84.5
1999	Cal Poly	27	2293	84.9
2000	Long Beach State	30	2435	81.2
2001	Cal Poly	28	2241	80.0
2002	Long Beach State	30	2135	71.2
2003	Cal State Northridge	29	2073	71.5
2004	Cal State Fullerton	28	1983	70.8
2005	Cal State Fullerton	32	2408	75.2
2006	Long Beach State	30	2498	83.3
2007	Cal State Fullerton	30	2462	82.1
2008	Cal State Fullerton	33	2700	81.8
2009	Cal State Northridge	31	2282	73.6
2010	Cal State Fullerton	31	2303	74.3

SCORING DEFENSE

Year	Team	G	Pts	Avg
1970	Long Beach State	28	2041	72.9
1971	Long Beach State	29	1874	64.6
1972	UC Santa Barbara	26	1776	68.4
1973	Long Beach State	29	2086	71.9
1974	Long Beach State	26	1588	61.1
1975	Cal State Fullerton	24	1661	69.2
1976	Cal State Fullerton	25	1591	63.6
1977	Cal State Fullerton	26	1734	66.7
1978	Fresno State	27	1417	52.3
1979	Fresno State	28	1632	58.3
1980	Fresno State	24	1412	58.8
1981	Fresno State	29	1470	50.7
1982	Fresno State	30	1412	47.1
1983	Fresno State	35	1927	55.1
1984	Fresno State	33	1802	54.6
1985	Fresno State	32	1751	54.7
1986	Fresno State	30	1775	59.2
1987	Fresno State	29	1850	63.8
1988	Cal State Fullerton	29	1897	65.4
1989	Fresno State	29	1823	62.9
1990	UC Santa Barbara	30	2026	67.5
1991	New Mexico State	29	2017	69.6
1992	UNLV	28	1821	65.0
1993	UC Santa Barbara	29	1830	63.1
1994	Utah State	27	1869	69.2
1995	Utah State	29	1998	68.9
1996	Pacific	27	1833	67.9
1997	Pacific	30	1800	60.0
1998	Pacific	33	2086	63.2
1999	Boise State	29	1790	61.7
2000	Utah State	34	2080	61.2
2001	Utah State	34	1959	57.6
2002	Utah State	31	1800	58.1
2003	Utah State	33	1979	60.0
2004	Utah State	29	1684	58.1
2005	Utah State	32	1848	57.8
2006	Pacific	32	2047	64.0
2007	UC Irvine	33	2210	67.0
2008	UC Santa Barbara	32	2063	64.5
2009	UC Riverside	30	1818	60.6
2010	Pacific	35	2133	60.9

SCORING MARGIN

Year	Team	Off	Def	Mar
1970	Long Beach State	83.8	72.9	10.9
1971	Long Beach State	87.2	64.6	22.6
1972	Long Beach State	84.8	69.8	15.0
1973	Long Beach State	90.1	71.9	18.2
1974	Long Beach State	80.2	61.1	19.1
1975	Long Beach State	77.2	67.3	9.9
1976	Cal State Fullerton	70.4	63.6	6.8
1977	Long Beach State	79.1	70.2	8.9
1978	Fresno State	59.2	52.4	6.8
1979	Cal State Fullerton	77.1	70.9	6.2
1980	Fresno State	66.3	58.8	7.5
1981	Fresno State	66.0	50.7	10.3
1982	Fresno State	59.6	47.1	12.5
1983	UNLV	79.0	69.4	9.6
1984	UNLV	81.9	68.7	13.2
1985	UNLV	82.0	72.5	9.5
1986	UNLV	78.6	68.2	10.4
1987	UNLV	92.6	75.5	17.1
1988	UNLV	84.3	68.2	16.1
1989	UNLV	85.3	74.5	10.7
1990	UNLV	93.5	78.5	15.0
1991	UNLV	97.7	71.0	26.7
1992	UNLV	80.0	65.0	15.0
1993	UNLV	89.4	81.3	8.1
1994	New Mexico State	80.6	71.4	9.2
1995	Utah State	78.7	68.9	9.8
1996	Long Beach State	74.8	69.4	5.4
1997	Pacific	72.9	60.0	12.9
1998	Pacific	73.1	63.2	9.8
1999	Boise State	68.5	61.7	6.8
2000	Long Beach State	81.2	68.7	12.5
2001	Utah State	70.7	57.6	13.1
2002	Utah State	67.0	58.1	8.9
2003	Utah State	66.6	60.0	6.6
2004	Utah State	69.3	58.1	11.2
2005	Utah State	72.3	57.8	14.6
2006	Pacific	74.3	64.0	10.3
2007	Cal State Fullerton	82.1	76.4	5.7
2008	Cal State Fullerton	81.8	72.7	9.2
2009	Pacific	66.3	62.4	3.9
2010	Pacific	65.6	60.9	4.7

FIELD GOAL PERCENTAGE

Year	Team	FGM	FGA	Pct
1970	UC Santa Barbara	896	1829	.490
1971	San Diego State	852	1793	.475
1972	Cal State Los Angeles	928	1974	.471
1973	Long Beach State	1101	2328	.473
1974	Long Beach State	887	1680	.528
1975	San Jose State	894	1835	.487
1976	San Jose State	842	1644	.512
1977	Cal State Fullerton	791	1590	.497
1978	San Diego State	919	1810	.508
1979	Utah State	929	1823	.510
1980	Long Beach State	1062	2000	.531
1981	UC Irvine	934	1703	.548
1982	UC Irvine	920	1639	.561
1983	Utah State	827	1649	.502
1984	UNLV	1160	2190	.530
1985	UNLV	1042	2118	.492
1986	UC Irvine	864	1732	.499
1987	UC Santa Barbara	776	1571	.494
1988	Utah State	902	1807	.499
1989	Utah State	770	1585	.486
1990	UNLV	1356	2672	.507
1991	UNLV	1305	2441	.535
1992	UNLV	817	1583	.516
1993	UNLV	909	1833	.496
1994	Long Beach State	753	1573	.479
1995	Utah State	831	1650	.504
1996	Utah State	810	1717	.472
1997	New Mexico State	774	1589	.487
1998	Pacific	841	1691	.497
1999	Utah State	740	1552	.477
2000	Long Beach State	884	1784	.496
2001	Utah State	852	1755	.485
2002	UC Irvine	783	1652	.474
2003	Utah State	799	1727	.463
2004	Utah State	711	1397	.509
2005	Utah State	851	1621	.525
2006	Pacific	858	1763	.487
2007	UC Santa Barbara	728	1550	.470
2008	Pacific	772	1569	.492
2009	Pacific	794	1712	.464
2010	Cal State Fullerton	790	1754	.450

FREE THROW PERCENTAGE

Year	Team	FTM	FTA	Pct
1970	Long Beach State	444	639	.695
1971	San Diego State	473	673	.711
1972	Pacific	534	766	.697
1973	Cal State Los Angeles	400	543	.736
1974	Long Beach State	310	441	.703
1975	Long Beach State	413	585	.706
1976	Long Beach State	359	513	.700
1977	Pacific	338	471	.716
1978	San Diego State	413	570	.725
1979	Pacific	456	635	.718
1980	Utah State	584	766	.762
1981	Pacific	459	611	.751
1982	Pacific	449	613	.732
1983	UC Santa Barbara	413	535	.772
1984	UC Santa Barbara	436	593	.735
1985	UC Irvine	480	646	.743
1986	UC Irvine	597	779	.766
1987	UC Irvine	532	693	.768
1988	UC Irvine	569	760	.749
1989	Utah State	511	693	.737
1990	Utah State	585	822	.712
1991	Cal State Fullerton	516	712	.725
1992	Fresno State	484	652	.742
1993	Utah State	516	726	.711
1994	Utah State	511	728	.702
1995	San Jose State	416	599	.694
1996	UC Santa Barbara	342	487	.702
1997	Cal Poly	468	625	.749
1998	UC Irvine	381	517	.737
1999	Cal Poly	468	639	.732
2000	UC Irvine	398	537	.741
2001	UC Irvine	517	697	.742
2002	UC Santa Barbara	468	619	.756
2003	UC Santa Barbara	455	614	.741
2004	Pacific	549	746	.736
2005	Pacific	469	631	.743
2006	Pacific	446	598	.746
2007	UC Santa Barbara	425	586	.725
2008	UC Davis	401	515	.779
2009	UC Davis	508	652	.779
2010	Cal Poly	494	678	.729

3-PT FIELD GOAL PERCENTAGE

Year	Team	FGM	FGA	Pct
1987	UC Irvine	187	450	.416
1988	New Mexico State	143	314	.455
1989	UC Irvine	179	424	.422
1990	Pacific	161	412	.391
1991	UNLV	282	682	.413
1992	Pacific	229	562	.407
1993	Cal State Fullerton	137	351	.390
1994	UC Irvine	234	626	.374
1995	UNLV	202	555	.364
1996	Pacific	241	628	.384
1997	New Mexico State	222	570	.389
1998	Utah State	139	324	.429
1999	Pacific	226	594	.380
2000	New Mexico State	204	541	.377
2001	UC Irvine	181	464	.390
2002	UC Santa Barbara	185	472	.392
2003	UC Irvine	171	452	.378
2004	Utah State	168	419	.401
2005	Utah State	185	473	.391
2006	UC Irvine	249	593	.420
2007	Cal Poly	280	713	.393
2008	UC Santa Barbara	242	590	.410
2009	UC Irvine	215	534	.403
2010	UC Santa Barbara	205	544	.377

ALL-TIME INDIVIDUAL LEADERS

All-Time Year-By-Year Team Leaders

REBOUNDING

Year	Team	G	No	Avg
1970	CS Los Angeles	26	1554	59.8
1971	CS Los Angeles	26	1435	55.2
1972	Pacific	26	1495	57.5
1973	Long Beach State	29	1610	55.5
1974	UC Santa Barbara	26	1200	46.0
1975	San Diego State	27	1295	48.0
1976	San Diego State	29	1360	46.9
1977	San Diego State	28	1308	46.7
1978	Long Beach State	29	1199	41.3
1979	Cal State Fullerton	27	1092	40.4
1980	Cal State Fullerton	27	1008	37.3
1981	Utah State	28	1063	38.0
1982	Utah State	27	997	36.9
1983	UNLV	31	1257	40.5
1984	UNLV	35	1281	36.6
1985	UNLV	32	1266	39.5
1986	Long Beach State	29	1090	37.6
1987	UNLV	39	1564	40.1
1988	UNLV	34	1375	40.4
1989	UNLV	37	1538	41.6
1990	UC Santa Barbara	30	1263	42.1
1991	UNLV	35	1485	42.4
1992	Utah State	28	1113	39.8
1993	UC Irvine	27	1031	38.2
1994	New Mexico State	31	1288	41.5
1995	Utah State	29	1186	40.9
1996	Utah State	33	1302	39.5
1997	Utah State	29	1085	37.4
1998	New Mexico State	30	1146	38.2
1999	UC Santa Barbara	28	1082	38.6
2000	UC Santa Barbara	28	1105	39.5
2001	Cal Poly	28	1129	40.3
2002	Utah State	31	1116	36.0
2003	Cal State Northridge	29	1022	35.2
2004	Cal State Fullerton	28	1067	38.1
2005	Cal State Fullerton	32	1211	37.8
2006	Cal State Fullerton	29	1124	38.8
2007	Cal State Fullerton	30	1180	39.3
2008	Cal State Northridge	30	1113	37.1
2009	Cal State Northridge	31	1150	37.1
2010	Cal State Northridge	32	1214	37.9



Pacific's Christian Maraker led the Big West in scoring in 2005-06 with 17.6 points per game.

All-Time Year-By-Year Individual Leaders

SCORING AVERAGE

Year	Player, School	G	Pts	Avg
1970	Lucius Davis, FSU	26	597	22.9
1971	Jerry Pender, FSU	26	588	22.6
1972	Michael Jackson, CSLA	26	589	22.7
1973	Raymond Lewis, CSLA	25	789	32.9
1974	Charles Bailey, FSU	25	575	23.0
1975	Roy Jones, FSU	26	536	20.6
1976	Steve Copp, SDSU	29	520	17.9
1977	Dave Brown, UCSB	26	476	18.3
1978	Wayne Smith, UCI	24	489	20.4
1979	Rickey Williams, LBSU	28	507	18.1
1980	Ron Cornelius, PAC	31	670	21.6
1981	Kevin Magee, UCI	27	743	27.5
1982	Kevin Magee, UCI	29	732	25.2
1983	Sidney Green, UNLV	31	684	22.1
1984	Leon Wood, CSF	30	719	24.0
1985	Gilbert Wilburn, NMSU	21	496	23.6
1986	Greg Grant, USU	28	634	22.6
1987	Scott Brooks, UCI	28	665	23.8
1988	Ricky Berry, SJSU	29	702	24.2
1989	Cedric Ceballos, CSF	29	615	21.2
1990	Cedric Ceballos, CSF	29	669	23.1
1991	Larry Johnson, UNLV	35	795	22.7
1992	Lucius Davis, UCSB	29	644	22.2
1993	J.R. Rider, UNLV	28	814	29.1
1994	Jimmy Moore, NEV	28	538	19.2
1995	Eric Franson, USU	29	534	18.4
1996	James Cotton, LBSU	26	508	19.5
1997	Raymond Tutt, UCSB	27	649	24.0
1998	Michael Olowokandi, PAC	32	703	22.0
1999	Roberto Bergersen, BSU	29	644	22.2
2000	Chris Davis, UNT	27	587	21.7
2001	Ramel Lloyd, LBSU	31	600	19.4
2002	Jerry Green, UCI	32	651	20.3
2003	Varnie Dennis, CP	28	489	17.5
2004	Varnie Dennis, CP	26	475	18.3
2005	Ralph Holmes, CSF	26	440	16.9
2006	Christian Maraker, PAC	32	564	17.6
2007	Alex Harris, UCSB	29	611	21.1
2008	Donovan Morris, LBSU	31	656	21.2
2009	Josh Akognon, CSF	32	764	23.9
2010	Orlando Johnson, UCSB	30	540	18.0

3-PT FIELD GOAL PERCENTAGE

Year	Player, School	3FG	3FGA	Pct
1987	Kenny Travis, NMSU	45	97	.464
1988	Jeff McCool, NMSU	73	144	.507
1989	Mike Doktorczyk, UCI	40	77	.519
1990	Carrick DeHart, UCSB	68	152	.447
1991	William Benjamin, NMSU	43	87	.494
1992	Tony Amundsen, PAC	93	198	.470
1993	Ken Gibson, UNLV	55	120	.458
1994	Jerry Hogan, NEV	66	151	.437
1995	Damian Smith, UNLV	63	146	.432
1996	Justin Jones, USU	77	165	.467
1997	Raymond Tutt, UCSB	55	118	.466
1998	Justin Jones, USU	60	116	.517
1999	Scott Thomason, PAC	54	111	.486
2000	Eric Channing, NMSU	70	156	.449
2001	Sean Jackson, UCI	62	135	.459
2002	Tony Brown, USU	75	172	.436
2003	Ted Bell, UCR	50	116	.431
2004	Mark Brown, USU	36	82	.439
2005	Jaycee Carroll, USU	79	166	.476
2006	Ross Schraeder, UCI	74	156	.474
2007	Derek Stockalper, CP	69	139	.496
2008	James Powell, UCSB	79	169	.467
2009	Brett Lauer, UCI	63	125	.504
2010	Aaron Thompson, CSF	47	102	.461

FIELD GOAL PERCENTAGE

Year	Player, School	FG	FGA	Pct
1970	Doug Rex, UCSB	213	368	.579
1971	Michael Jackson, CSLA	115	192	.599
1972	Michael Jackson, CSLA	222	362	.614
1973	Bill Mallory, CSLA	130	221	.585
1974	Clifton Pondexter, LBSU	167	283	.590
1975	Taras Young, CSF	70	120	.583
1976	Ron Fair, SJSU	168	304	.553
1977	Lloyd McMillian, LBSU	186	329	.565
1978	Ron Cornelius, PAC	129	218	.592
1979	Matt Maderos, UCSB	165	289	.571
1980	Dean Hunger, USU	214	353	.606
1981	Kevin Magee, UCI	280	417	.671
1982	Kevin Magee, UCI	272	424	.642
1983	Chris McNealy, SJSU	217	368	.589
	Bernard Thompson, FSU	214	363	.589
1984	Bob Thornton, UCI	151	236	.640
1985	Khrist Fortson, UCSB	115	174	.661
1986	Scott Fisher, UCSB	145	247	.587
1987	Armon Gilliam, UNLV	359	598	.600
1988	Jarvis Basnight, UNLV	184	284	.648
1989	Johnny Roberson, NMSU	161	281	.573
1990	Larry Johnson, UNLV	304	487	.624
1991	Larry Johnson, UNLV	308	465	.662
1992	Elmore Spencer, UNLV	174	273	.637
1993	Tracey Ware, NMSU	145	232	.625
1994	Mike Atkinson, LBSU	141	203	.695
1995	Joe McNaull, LBSU	156	248	.629
1996	Daniel Watts, NEV	145	221	.656
1997	Faron Hand, NEV	235	407	.577
1998	Michael Olowokandi, PAC	298	484	.616
1999	Charles Gosa, NMSU	199	329	.605
2000	Mate Milisa, LBSU	198	334	.593
2001	Mike Hahn, PAC	121	203	.596
2002	Vili Morton, UCR	116	198	.586
2003	Adam Parada, UCI	133	244	.545
2004	Nate Harris, USU	134	198	.677
2005	Nate Harris, USU	172	264	.652
2006	Chris Devine, UCSB	135	244	.553
2007	Derek Stockalper, CP	157	291	.540
2008	Darren Fells, UCI	168	295	.569
2009	T.J. Robinson, LBSU	123	206	.597
2010	T.J. Robinson, LBSU	193	371	.520

3-PT FIELD GOALS MADE PER GAME

Year	Player, School	G	3FG	Avg
1987	Scott Brooks, UCI	28	111	4.0
1988	Gerald Paddio, UNLV	34	118	3.5
1989	Reid Newey, USU	28	98	3.5
1990	Anderson Hunt, UNLV	39	99	2.5
1991	Jeff Herdman, UCI	30	112	3.7
1992	Tony Amundsen, PAC	30	93	3.1
1993	Don Leary, CSF	27	89	3.3
1994	Chris Brown, UCI	26	122	4.7
1995	Adam Jacobsen, PAC	27	95	3.5
1996	Adam Jacobsen, PAC	27	80	3.0
1997	Mark Boelter, PAC	30	98	3.3
1998	Denmark Reid, NMSU	30	104	3.5
1999	Clay McKnight, PAC	27	90	3.3
2000	Gordon Scott, UI	28	96	3.4
2001	Watende Favors, CP	28	81	2.9
2002	Mark Hull, UCSB	31	78	2.5
2003	Tony Darden, LBSU	27	79	2.9
2004	Dwayne Williams, UI	30	80	2.7
2005	Ross Schraeder, UCI	29	79	2.7
2006	Jibril Hodges, LBSU	30	87	2.9
2007	Bobby Brown, CSF	27	80	3.0
2008	Josh Akognon, CSF	32	116	3.6
2009	Josh Akognon, CSF	32	136	4.3
2010	Stephan Gillling, LBSU	33	83	2.5

ALL-TIME INDIVIDUAL LEADERS

All-Time Year-By-Year Individual Leaders

FREE THROW PERCENTAGE

Year	Player, School	FTM	FTA	Pct
1970	Shawn Johnson, LBSU	64	75	.853
1971	Gary Schneider, SDSU	69	81	.852
1972	Bob Schacter, UCSB	59	71	.830
1973	Wayne Kemp, FSU	70	79	.886
1974	Mike Fink, PAC	27	31	.871
1975	Pat O'Leary, FSU	30	34	.882
1976	Kevin Heenan, CSF	33	38	.868
1977	Mike Dodd, SDSU	26	31	.839
1978	Doug Streeter, FSU	66	78	.846
1979	Steve McGuire, UCI	85	98	.867
1980	Rich McElrath, USU	128	151	.848
1981	Jason Works, UCI	56	63	.889
1982	Steve Howard, PAC	78	95	.821
1983	York Gross, UCSB	140	160	.875
1984	Vince Washington, USU	132	157	.841
1985	Vince Washington, USU	147	170	.856
1986	Scott Brooks, UCI	78	88	.886
1987	Scott Brooks, UCI	142	168	.845
1988	Mike Doktorczyk, UCI	64	72	.889
1989	Mike Doktorczyk, UCI	133	159	.836
1990	Wilbert Hooker, FSU	83	101	.822
1991	Bryon Ruffner, USU	72	86	.837
1992	Jay Goodman, USU	82	92	.891
1993	Jay Goodman, USU	117	137	.854
1994	Jarobi Kemp, USU	81	97	.835
1995	Damian Smith, UNLV	68	81	.840
1996	Raimonds Miglinieks, UCI	91	115	.791
1997	Mike Wozniak, CP	82	94	.872
1998	Mike Wozniak, CP	129	145	.890
1999	Roberto Bergersen, BSU	125	146	.856
2000	Clay McKnight, PAC	74	78	.949
2001	Jerry Green, UCI	196	235	.834
2002	Tony Brown, USU	84	98	.857
2003	Miah Davis, PAC	65	72	.903
2004	David Doubley, PAC	74	82	.902
2005	David Doubley, PAC	94	105	.895
2006	Johnny Gray, PAC	69	79	.873
2007	Calvin Chitwood, CSUN	80	94	.851
2008	Dominic Calegari, UCD	51	56	.911
2009	Josh Akognon, CSF	132	148	.892
2010	Michael Hunter, UCI	81	93	.871

BLOCKED SHOT AVERAGE

Year	Player, School	G	No	Avg
1986	Armon Gilliam, UNLV	37	40	1.1
1987	Gilbert Pete, USU	31	57	1.8
1988	Gerald Thomas, SJSU	29	62	2.1
	Eric McArthur, UCSB	30	64	2.1
1989	Eric McArthur, UCSB	30	78	2.6
1990	Eric McArthur, UCSB	29	89	3.1
1991	Elmore Spencer, UNLV	31	76	2.5
1992	Elmore Spencer, UNLV	28	70	2.5
1993	Sean Williams, CSF	26	66	2.5
1994	Terrance O'Kelley, LBSU	27	59	2.2
1995	Doug Muse, UCSB	27	55	2.0
1996	Daniel Watts, NEV	29	46	1.6
1997	Marcus Johnson, LBSU	26	34	1.3
1998	Michael Olowokandi, PAC	32	88	2.8
1999	Dimitrios Marmarinos, NEV	25	38	1.5
2000	Adama Ndiaye, UCSB	28	48	1.7
	Shawn Daniels, USU	34	58	1.7
2001	Shawn Daniels, USU	34	59	1.7
2002	Vili Morton, UCR	26	83	3.2
2003	Varnie Dennis, CP	28	58	2.1
2004	Vili Morton, UCR	28	43	1.5
2005	Glenn Turner, UCSB	29	42	1.5
2006	Glenn Turner, UCSB	23	32	1.4
2007	Mark Kelley, UCI	25	41	1.6
2008	Tremaine Townsend, CSUN	29	37	1.3
2009	Titus Shelton, CP	28	48	1.7
2010	Lenny Daniel, CSUN	29	44	1.5

REBOUND AVERAGE


Year	Player, School	G	No	Avg
1970	Morris Thomas, CSLA	26	356	13.7
1971	George Trapp, LBSU	29	313	10.7
1972	John Gianelli, PAC	26	466	17.9
1973	Jim McCargo, PAC	26	313	12.0
1974	Tommie Lipsey, CSLA	25	259	10.4
1975	Will Connelly, SDSU	27	248	9.2
1976	Will Connelly, SDSU	29	255	8.8
1977	Joel Kramer, SDSU	28	257	9.2
1978	Joel Kramer, SDSU	28	255	9.1
1979	Francois Wise, LBSU	25	258	10.3
1980	Francois Wise, LBSU	34	324	9.5
	Calvin Roberts, CSF	26	247	9.5
1981	Kevin Magee, UCI	27	337	12.5
1982	Kevin Magee, UCI	29	353	12.2
1983	Sidney Green, UNLV	31	368	11.9
1984	Ozell Jones, CSF	29	272	9.4
1985	Tony Neal, CSF	29	326	11.2
1986	Reggie Owens, SJSU	27	234	8.7
1987	Armon Gilliam, UNLV	39	363	9.3
1988	Brian Shaw, UCSB	30	260	8.7
1989	Eric McArthur, UCSB	30	304	10.1
1990	Eric McArthur, UCSB	29	377	13.0
1991	Larry Johnson, UNLV	35	380	10.9
1992	Elmore Spencer, UNLV	28	228	8.1
1993	Eric Morris, NEV	26	248	9.5
1994	Kebu Stewart, UNLV	22	256	11.6
1995	Kebu Stewart, UNLV	21	209	10.0
1996	Warren Rosegreen, UNLV	26	247	9.5
1997	Maurice Spillers, USU	29	242	8.3
1998	Michael Olowokandi, PAC	32	352	11.0
1999	Donnie Johnson, USU	28	231	8.3
2000	Richard Stirgus, NEV	29	252	8.7
2001	Travis Reed, LBSU	31	269	8.7
2002	Vili Morton, UCR	26	241	9.3
2003	Spencer Nelson, USU	33	244	7.4
2004	Pape Sow, CSF	28	272	9.7
2005	Ralph Holmes, CSF	26	228	8.8
2006	Christian Maraker, PAC	32	285	8.9
2007	Scott Cutley, CSF	26	247	9.5
2008	Tremaine Townsend, CSUN	29	283	9.8
2009	Tremaine Townsend, CSUN	30	254	8.5
2010	T.J. Robinson, LBSU	33	332	10.1

ASSIST AVERAGE

Year	Player, School	G	No	Avg
1972	Ed Rattleff, LBSU	29	189	6.5
1973	Bob Schacter, UCSB	26	137	5.3
1974	Leonard Armato, PAC	26	108	6.8
1975	Leonard Armato, PAC	25	148	5.9
1976	Ray Leary, SDSU	29	163	5.6
1977	Ken Mickey, SJSU	29	203	7.0
1978	Michael Linden, CSF	31	204	6.6
1979	Michael Mendez, SJSU	27	162	6.0
1980	Rich McElrath, USU	27	172	6.4
1981	Michael Mendez, SJSU	30	143	4.8
1982	Leon Wood, CSF	32	237	7.4
1983	Leon Wood, CSF	29	319	11.0
1984	Danny Tarkanian, UNLV	34	296	8.7
1985	Freddie Banks, UNLV	32	186	5.8
1986	Mark Wade, UNLV	38	283	7.4
1987	Mark Wade, UNLV	38	406	10.7
1988	Brian Shaw, UCSB	30	182	6.1
1989	Greg Anthony, UNLV	36	239	6.6
1990	Greg Anthony, UNLV	39	289	7.4
1991	Greg Anthony, UNLV	35	310	8.8
1992	Sam Crawford, NMSU	33	282	8.5
1993	Sam Crawford, NMSU	34	310	9.1
1994	Eathan O'Bryant, NEV	28	227	8.1
1995	Raimonds Miglinieks, UCI	29	245	8.4
1996	Raimonds Miglinieks, UCI	27	230	8.5
1997	Antoine Hubbard, NMSU	25	144	5.8
1998	Robin Kennedy, NEV	28	178	6.4
1999	Calvin Williams, UNT	25	132	5.3
2000	Billy Keys, NMSU	32	150	4.7
2001	Bernard Rock, USU	34	140	4.1
2002	Markus Carr, CSUN	28	148	5.3
2003	Zakee Smith, CSF	28	131	4.7
2004	Mark Brown, USU	29	141	4.9
2005	Aaron Fitzgerald, UCI	29	152	5.2
2006	Aaron Fitzgerald, UCI	29	190	6.6
2007	Bobby Brown, CSF	27	138	5.1
2008	Josh Jenkins, CSUN	30	191	6.4
2009	Mark Payne, UCD	29	148	5.1
2010	Casper Ware, LBSU	33	159	4.8

STEALS AVERAGE

Year	Player, School	G	No	Avg
1986	Greg Grant, USU	28	66	2.4
1987	Scott Brooks, UCI	28	66	2.4
1988	Morlon Wiley, LBSU	29	74	2.6
1989	Greg Anthony, UNLV	36	85	2.4
1990	Randy Brown, NMSU	31	91	2.9
1991	Randy Brown, NMSU	29	71	2.4
1992	Ray Kelly, UCSB	29	72	2.5
1993	Jay Goodman, USU	27	102	3.8
1994	Eathan O'Bryant, NEV	28	74	2.6
1995	Eathan O'Bryant, NEV	29	64	2.2
1996	Rasul Salahuddin, LBSU	28	101	3.6
1997	Corey Anders, PAC	30	82	2.7
1998	Paul Culbertson, NEV	27	68	2.5
1999	Derrick Allen, UCSB	28	68	2.4
2000	Mark Murphy, CSF	27	62	2.3
2001	Ron Johnson, LBSU	30	69	2.3
2002	Markus Carr, CSUN	28	78	2.8
2003	Jeff Gloger, UCI	29	75	2.6
2004	Ian Boylan, CSUN	30	78	2.6
2005	Ian Boylan, CSUN	31	82	2.7
2006	Frank Robinson, CSF	29	48	1.7
2007	Kejuan Johnson, LBSU	26	46	1.8
2008	Mark Payne, UCD	31	57	1.8
2009	Rodrigue Mels, CSUN	31	47	1.5
2010	Casper Ware, LBSU	33	69	2.1



UC Riverside's Vili Morton set the Big West single season record for blocked shots with 3.2 per game during the 2001-02 season.

ANNUAL STANDINGS

1969-70	Big West					Overall				
	W	L	Pct.	PF	PA	W	L	Pct.	PF	PA
\$Long Beach State	10	0	1.000	834	686	23	5	.821	2086	1807
CS Los Angeles	6	4	.600	933	886	18	8	.692	2437	2319
UC Santa Barbara	6	4	.600	857	806	12	14	.462	2204	2134
Fresno State	5	5	.500	837	854	14	12	.538	2280	2246
San Diego State	3	7	.300	776	711	13	13	.500	1901	1892
San Jose State	0	10	.000	764	884	3	21	.125	1820	1986

1970-71	Big West					Overall				
	W	L	Pct.	PF	PA	W	L	Pct.	PF	PA
\$Long Beach State	10	0	1.000	851	657	24	5	.828	2291	1874
UC Santa Barbara	8	2	.800	799	730	20	6	.769	2076	1811
CS Los Angeles	5	5	.500	837	832	15	11	.577	2268	2139
Fresno State	4	6	.400	824	880	15	11	.577	2134	2098
San Diego State	3	7	.300	871	874	12	14	.462	2261	2263
San Jose State	0	10	.000	717	926	2	24	.077	1834	2254

1971-72	Big West					Overall				
	W	L	Pct.	PF	PA	W	L	Pct.	PF	PA
~Long Beach State	10	2	.833	994	852	25	4	.862	2461	2025
Pacific	8	4	.667	985	897	17	9	.654	2204	1912
San Diego State	7	5	.583	922	945	18	10	.643	2282	2195
UC Santa Barbara	5	7	.417	859	862	17	9	.654	1939	1776
CS Los Angeles	5	7	.417	976	1018	14	12	.538	2352	2267
San Jose State	5	7	.417	847	895	11	15	.423	1893	1956
Fresno State	2	10	.167	900	1014	9	17	.346	2085	2190

1972-73	Big West					Overall				
	W	L	Pct.	PF	PA	W	L	Pct.	PF	PA
~Long Beach State	10	2	.833	1075	891	26	3	.897	2613	2082
UC Santa Barbara	8	4	.667	931	909	17	9	.654	2033	1947
San Diego State	7	5	.583	888	935	15	11	.577	1930	1967
Pacific	6	6	.500	904	888	14	12	.538	1949	1911
San Jose State	6	6	.500	858	857	11	14	.440	1812	1897
CS Los Angeles	4	8	.333	1004	1060	11	14	.440	2106	2214
Fresno State	1	11	.083	817	934	10	16	.385	1901	1963

1973-74	Big West					Overall				
	W	L	Pct.	PF	PA	W	L	Pct.	PF	PA
Long Beach State	12	0	1.000	976	721	24	2	.923	2084	1588
+CS Los Angeles	8	4	.667	939	905	17	10	.630	2100	2050
UC Santa Barbara	7	5	.583	884	883	16	10	.615	1986	1932
Fresno State	5	7	.417	778	795	16	9	.640	1754	1657
Pacific	4	8	.333	788	866	14	12	.538	1792	1803
San Diego State	4	8	.333	807	900	7	19	.269	1826	2076
San Jose State	2	10	.167	801	903	11	15	.423	1850	1876

1974-75	Big West					Overall				
	W	L	Pct.	PF	PA	W	L	Pct.	PF	PA
Long Beach State	8	2	.800	772	673	19	7	.731	1957	1801
+San Diego State	6	4	.600	758	735	14	12	.538	1931	1886
Fresno State	5	5	.500	704	718	16	10	.615	1870	1831
San Jose State	4	6	.400	757	758	16	13	.552	2237	2096
Cal State Fullerton	4	6	.400	658	701	13	11	.542	1678	1661
Pacific	3	7	.300	695	759	12	14	.462	1889	1923

1975-76	Big West					Overall				
	W	L	Pct.	PF	PA	W	L	Pct.	PF	PA
Cal State Fullerton	6	4	.600	643	617	15	10	.600	1761	1591
Long Beach State	6	4	.600	633	622	14	12	.538	1721	1742
San Jose State	5	5	.500	711	694	17	10	.630	2046	1971
†San Diego State	5	5	.500	728	707	16	13	.552	2267	2156
Pacific	4	6	.400	627	643	14	14	.500	1853	1893
Fresno State	4	6	.400	709	768	12	14	.462	1903	1946

1976-77	Big West					Overall				
	W	L	Pct.	PF	PA	W	L	Pct.	PF	PA
†Long Beach State	9	3	.750	936	836	21	8	.724	2294	2035
San Diego State	9	3	.750	902	849	13	15	.464	2151	2146
San Jose State	8	4	.667	853	867	17	12	.586	2136	2160
Cal State Fullerton	7	5	.583	866	824	16	10	.604	1907	1734
Pacific	5	7	.417	812	818	11	14	.440	1768	1828
UC Santa Barbara	3	6	.250	850	914	8	18	.308	1895	2001
Fresno State	1	11	.083	752	863	7	20	.259	1895	1982

1977-78	Big West					Overall				
	W	L	Pct.	PF	PA	W	L	Pct.	PF	PA
#Fresno State	11	3	.786	767	686	21	6	.778	1600	1417
San Diego State	11	3	.786	1040	928	19	9	.679	2251	2038
†Cal State Fullerton	9	5	.643	1021	973	23	9	.719	2391	2181
Pacific	9	5	.643	1002	955	17	10	.630	2020	1891
Long Beach State	7	7	.500	1111	1098	16	13	.552	2358	2366
San Jose State	4	10	.286	969	1035	8	19	.296	1917	2096
UC Santa Barbara	3	11	.214	882	998	8	19	.296	1843	2036
UC Irvine	2	12	.143	870	989	8	17	.320	1564	1716

1978-79	Big West					Overall				
	W	L	Pct.	PF	PA	W	L	Pct.	PF	PA
†Pacific	11	3	.786	1027	944	18	12	.600	2164	2086
\$Utah State	9	5	.643	1064	1031	19	11	.633	2342	2264
Fresno State	9	5	.643	849	821	16	12	.571	1650	1632
Cal State Fullerton	7	7	.500	1002	959	16	11	.593	2083	1914
Long Beach State	7	7	.500	1072	1076	16	12	.571	2184	2189
\$UC Santa Barbara	6	8	.429	1007	1021	12	15	.444	1945	2005
San Jose State	4	10	.286	1034	1092	7	20	.259	1981	2141
UC Irvine	3	11	.214	823	932	7	19	.269	1550	1703

1979-80	Big West					Overall				
	W	L	Pct.	PF	PA	W	L	Pct.	PF	PA
\$Utah State	11	2	.846	1101	1034	18	9	.667	2329	2202
ΔLong Beach State	11	3	.786	1029	931	22	12	.647	2599	2454
∅Fresno State	8	4	.667	734	705	17	7	.708	1591	1412
†San Jose State	7	6	.538	922	856	17	12	.586	2031	1901
Pacific	7	7	.500	966	956	15	16	.484	2225	2122
\$UC Santa Barbara	5	9	.385	935	951	11	16	.407	1759	1867
Cal State Fullerton	4	10	.286	908	964	10	17	.370	1802	1870
UC Irvine	1	13	.071	791	959	7	20	.259	1708	1838

1980-81	Big West					Overall				
	W	L	Pct.	PF	PA	W	L	Pct.	PF	PA
†Fresno State	12	2	.857	896	679	25	4	.862	1915	1470
ΔSan Jose State	10	4	.714	863	806	21	9	.700	1913	1699
UC Irvine	9	5	.643	1084	1052	17	10	.630	2332	2142
Long Beach State	9	5	.643	993	981	15	13	.536	1962	1959
Utah State	5	9	.357	1146	1153	12	16	.429	2275	2242
UC Santa Barbara	5	9	.357	842	967	11	16	.407	1693	1837
Pacific	4	10	.286	1001	1054	14	13	.518	2023	1970
Cal State Fullerton	2	12	.143	777	935	4	23	.148	1700	1909

1981-82	Big West					Overall				
	W	L	Pct.	PF	PA	W	L	Pct.	PF	PA
†Fresno State	13	1	.929	824	660	27	3	.900	1787	1412
ΔUC Irvine	10	4	.714	975	902	23	7	.767	2311	2035
Cal State Fullerton	9	5	.643	865	834	18	14	.562	2044	2033
San Jose State	7	7	.500	766	778	13	13	.500	1494	1459
Long Beach State	7	7	.500	890	899	12	16	.429	1903	1993
UC Santa Barbara	5	9	.357	919	924	10	16	.385	1755	1795
Pacific	3	11	.214	909	1043	7	20	.259	1793	1983
Utah State	2	12	.143	927	1038	4	23	.148	1820	2041

1982-83	Big West					Overall				
	W	L	Pct.	PF	PA	W	L	Pct.	PF	PA
†UNLV	15	1	.937	1265	1127	28	3	.903	2449	2151
ΔCal State Fullerton	12	4	.750	1226	1080	21	8	.724	2194	1916
\$Utah State	10	6	.625	1246	1209	20	9	.690	2218	2069
ΔFresno State	9	7	.563	1066	940	25	10	.714	2218	1927
UC Irvine	8	8	.500	1275	1299	16	12	.571	2197	2183
San Jose State	7	9	.437	1079	1107	14	15	.483	1959	1959
Long Beach State	6	10	.375	1222	1306	13	16	.448	2273	2327
Pacific	4	12	.250							

ANNUAL STANDINGS

1985-86	Big West					Overall				
	W	L	Pct.	PF	PA	W	L	Pct.	PF	PA
†UNLV	16	2	.889	1510	1329	33	5	.868	2987	2591
ΔUC Irvine	12	6	.667	1411	1376	17	13	.567	2384	2359
New Mexico State	10	8	.556	1283	1232	18	12	.600	2079	1946
San Jose State	9	9	.500	1174	1164	16	12	.571	1863	1755
Pacific	9	9	.500	1220	1236	17	14	.548	2095	2085
Cal State Fullerton	8	10	.444	1147	1159	16	16	.500	2234	2143
Fresno State	8	10	.444	1003	1052	15	15	.500	1732	1775
Utah State	8	10	.444	1373	1399	12	16	.429	2151	2262
UC Santa Barbara	7	11	.389	1201	1250	12	15	.444	1929	1974
Long Beach State	3	15	.167	1209	1355	7	22	.241	1918	2142

1986-87	Big West					Overall				
	W	L	Pct.	PF	PA	W	L	Pct.	PF	PA
†UNLV	18	0	1.000	1637	1275	37	2	.949	3612	2945
UC Santa Barbara	10	8	.556	1249	1186	16	13	.552	2139	1999
San Jose State	10	8	.556	1245	1191	16	14	.533	2019	1978
ΔCal State Fullerton	9	9	.500	1195	1170	17	13	.567	2101	1952
New Mexico State	9	9	.500	1245	1246	15	15	.500	2070	2051
UC Irvine	9	9	.500	1503	1531	14	14	.500	2426	2455
Utah State	8	10	.444	1450	1556	15	16	.484	2566	2661
Long Beach State	7	11	.389	1267	1352	12	19	.387	2214	2347
Pacific	6	12	.333	1095	1228	10	17	.370	1666	1854
Fresno State	4	14	.222	1017	1104	9	20	.310	1688	1850

1987-88	Big West					Overall				
	W	L	Pct.	PF	PA	W	L	Pct.	PF	PA
\$UNLV	15	3	.833	1459	1242	28	6	.824	2867	2319
\$UC Santa Barbara	13	5	.722	1278	1219	22	8	.733	2152	2036
†Utah State	13	5	.722	1510	1384	21	10	.677	2592	2370
ΔLong Beach State	11	7	.611	1422	1373	17	12	.586	2374	2271
UC Irvine	9	9	.500	1415	1464	16	14	.533	2472	2543
New Mexico State	8	10	.444	1185	1160	16	16	.500	2259	2092
San Jose State	8	10	.444	1280	1374	14	15	.483	2091	2126
Cal State Fullerton	7	11	.389	1167	1163	12	17	.414	1961	1897
Fresno State	6	12	.333	1200	1277	9	19	.321	1854	1925
Pacific	0	18	.000	1214	1474	5	24	.172	2123	2434

1988-89	Big West					Overall				
	W	L	Pct.	PF	PA	W	L	Pct.	PF	PA
†UNLV	16	2	.889	1586	1319	29	8	.784	3155	2757
ΔNew Mexico State	12	6	.667	1253	1218	21	11	.656	2253	2110
ΔUC Santa Barbara	11	7	.611	1279	1204	21	9	.700	2267	2024
Cal State Fullerton	10	8	.556	1284	1293	16	13	.552	2093	2091
Long Beach State	10	8	.556	1215	1212	13	15	.464	1933	2054
Utah State	10	8	.556	1413	1374	12	16	.429	2169	2159
Fresno State	9	9	.500	1168	1149	15	14	.517	1928	1823
UC Irvine	8	10	.444	1419	1481	12	17	.414	2365	2504
Pacific	3	15	.167	1247	1372	7	21	.250	2051	2182
San Jose State	1	17	.056	1098	1340	5	23	.179	1828	2095

1989-90	Big West					Overall				
	W	L	Pct.	PF	PA	W	L	Pct.	PF	PA
†UNLV	16	2	.889	1654	1345	35	5	.875	3739	3138
\$New Mexico State	16	2	.889	1443	1304	26	5	.839	2495	2241
\$UC Santa Barbara	13	5	.722	1352	1224	21	9	.700	2267	2026
ΔLong Beach State	12	6	.667	1370	1360	23	9	.719	2550	2416
Utah State	8	10	.444	1405	1491	14	16	.483	2278	2353
Pacific	7	11	.389	1204	1282	15	14	.519	1982	2025
Cal State Fullerton	6	12	.333	1329	1381	13	16	.444	2205	2202
San Jose State	5	13	.278	1307	1432	8	20	.296	1929	2114
Fresno State	4	14	.222	1191	1262	10	19	.345	1910	1965
UC Irvine	3	15	.167	1280	1454	5	23	.185	2007	2256

Note: UNLV won the 1990 NCAA championship.

1990-91	Big West					Overall				
	W	L	Pct.	PF	PA	W	L	Pct.	PF	PA
†UNLV	18	0	1.000	1862	1329	34	1	.971	3420	2484
\$New Mexico State	15	3	.833	1390	1259	23	6	.793	2349	2017
Pacific	9	9	.500	1322	1329	14	15	.483	2129	2125
UC Santa Barbara	8	10	.444	1294	1294	14	15	.483	2075	2069
Utah State	8	10	.444	1531	1596	11	17	.393	2277	2369
Cal State Fullerton	7	11	.389	1440	1528	14	14	.500	2236	2298
Fresno State	7	11	.389	1503	1596	14	16	.467	2507	2574
Long Beach State	7	11	.389	1363	1441	11	17	.393	2099	2219
UC Irvine	6	12	.278	1451	1590	11	19	.367	2533	2759
San Jose State	5	13	.278	1246	1440	7	20	.259	1838	2147

1991-92	Big West					Overall				
	W	L	Pct.	PF	PA	W	L	Pct.	PF	PA
@UNLV	18	0	1.000	1379	1083	26	2	.929	2240	1821
ΔUC Santa Barbara	13	5	.722	1250	1188	20	9	.690	2038	1906
†New Mexico State	12	6	.667	1333	1256	25	8	.758	2573	2354
ΔLong Beach State	11	7	.611	1374	1343	18	12	.600	2262	2206
Utah State	10	8	.556	1374	1352	16	12	.571	2162	2147
Pacific	8	10	.444	1249	1239	14	16	.467	2155	2124
Cal State Fullerton	8	10	.444	1351	1368	12	16	.429	2121	2148
Fresno State	6	12	.333	1258	1329	15	16	.484	2291	2284
UC Irvine	3	15	.167	1215	1373	7	22	.241	1980	2199
San Jose State	1	17	.056	1157	1409	2	24	.077	1648	1993

1992-93	Big West					Overall				
	W	L	Pct.	PF	PA	W	L	Pct.	PF	PA
\$New Mexico State	15	3	.833	1378	1283	26	8	.765	2615	2460
ΔUNLV	13	5	.722	1610	1466	21	8	.724	2592	2357
Pacific	12	6	.667	1201	1143	16	11	.593	1811	1719
†Long Beach State	11	7	.611	1399	1310	22	10	.688	2512	2275
ΔUC Santa Barbara	10	8	.556	1271	1221	18	11	.621	1996	1830
Cal State Fullerton	10	8	.556	1251	1243	15	12	.556	1938	1892
Utah State	7	11	.389	1364	1382	10	17	.370	2093	2152
Nevada	4	14	.222	1310	1481	9	17	.346	1969	2105
San Jose State	4	14	.222	1217	1338	7	19	.269	1665	1835
UC Irvine	4	14	.222	1267	1390	6	21	.222	1975	2115

1993-94	Big West					Overall				
	W	L	Pct.	PF	PA	W	L	Pct.	PF	PA
†New Mexico State	12	6	.667	1457	1347	23	8	.742	2500	2214
Long Beach State	11	7	.611	1433	1386	17	10	.630	2167	2094
San Jose State	11	7	.611	1306	1252	15	12	.556	1949	1927
Utah State	11	7	.611	1202	1216	14	13	.519	1862	1869
Pacific	10	8	.555	1458	1385	17	14	.548	2459	2328
UNLV	10	8	.555	1438	1418	15	13	.536	2182	2137
UC Santa Barbara	9	9	.500	1245	1264	13	17	.433	2008	2093
Nevada	6	12	.333	1355	1452	11	17	.393	2071	2203
!Cal State Fullerton	6	12	.333	1308	1386	8	19	.296	1943	2055
UC Irvine	4	14	.222	1445	1545	10	20	.333	2369	2489

1994-95	Big West					Overall				
	W	L	Pct.	PF	PA	W	L	Pct.	PF	PA
ΔUtah State	14	4	.778	1404	1246	21	8	.724	2283	1998
ΔNew Mexico State	13	5	.722	1548	1438	25	10	.714	2997	2740
†Long Beach State	13	5	.722	1302	1248	20	10	.667	2173	2098
Nevada	12	6	.667	1418	1333	18	11	.621	2235	2157
Pacific	9	9	.500	1326	1298	14	13	.519	1970	1944
UC Santa Barbara	8	10	.444	1268	1265	13	14	.481	1943	1909
UNLV	7	11	.389	1371	1394	12	16	.429	2147	2199
UC Irvine	6	12	.333	1402	1456	13	16	.448	2225	2302
!Cal State Fullerton	5	13	.278	1262	1433	7	20	.259	1914	2159
San Jose State	3	15	.167	1165	1355	4	23	.148	1733	2052

ANNUAL STANDINGS

	Big West					Overall				
	W	L	Pct.	PF	PA	W	L	Pct.	PF	PA
1997-98 EAST										
†Utah State	13	3	.813	1144	1011	25	8	.758	2375	2140
Nevada	11	5	.688	1272	1253	16	12	.571	2156	2119
Boise State	9	7	.563	1115	1088	17	13	.567	2171	2072
Idaho	9	7	.563	1175	1117	15	12	.556	1910	1852
+New Mexico State	8	8	.500	1203	1156	18	12	.600	2250	2069
North Texas	4	12	.250	1271	1405	5	21	.192	1992	2354
1997-98 WEST										
ΔPacific	14	2	.875	1214	986	23	10	.697	2411	2086
Cal Poly	7	9	.438	1336	1419	14	14	.500	2367	2398
Cal State Fullerton	6	10	.375	1166	1195	12	16	.429	2056	2085
UC Irvine	6	10	.375	1047	1121	9	18	.333	1681	1877
Long Beach State	5	11	.313	1203	1122	10	19	.345	1850	2018
UC Santa Barbara	4	12	.250	1110	1213	7	19	.269	1861	1977
1998-99 EAST										
Boise State	12	4	.750	1094	956	21	8	.724	1987	1790
†New Mexico State	12	4	.750	1085	1035	23	10	.697	2273	2147
Idaho	11	5	.688	1202	1097	16	11	.593	1979	1895
Utah State	8	8	.500	1122	1082	15	13	.536	2006	1903
Nevada	4	12	.250	1085	1212	8	18	.308	1775	1959
North Texas	4	12	.250	1234	1311	4	22	.154	1860	2247
1998-99 WEST										
UC Santa Barbara	12	4	.750	1139	1076	15	13	.536	1971	1942
Long Beach State	9	7	.563	1103	1101	13	15	.464	1865	1973
Pacific	9	7	.563	1083	1048	14	13	.519	1850	1762
Cal State Fullerton	7	9	.438	1144	1183	13	14	.481	1891	1998
Cal Poly	6	10	.375	1258	1350	11	16	.407	2293	2298
UC Irvine	2	14	.125	1031	1129	6	20	.231	1692	1821
1999-2000 EAST										
†Utah State	16	0	1.000	1148	957	28	6	.824	2397	2080
ΔNew Mexico State	11	5	.687	1125	1032	22	10	.687	2265	2096
Nevada	6	10	.375	1041	1113	9	20	.310	1873	2023
Idaho	6	10	.375	1090	1141	12	17	.414	2001	2065
Boise State	6	10	.375	1015	1031	12	15	.444	1680	1679
North Texas	5	11	.312	1195	1332	7	20	.259	2040	2389
1999-2000 WEST										
ΔLong Beach State	15	1	.938	1285	1087	24	6	.800	2435	2060
UC Santa Barbara	10	6	.625	1106	1015	14	14	.500	1869	1823
UC Irvine	7	9	.438	1048	1093	14	14	.500	1877	1893
Pacific	6	10	.375	980	999	11	18	.379	1809	1882
Cal Poly	5	11	.312	1229	1296	10	18	.357	2189	2280
Cal State Fullerton	3	13	.188	1106	1272	8	19	.296	1940	2104
2000-01										
ΔUC Irvine	15	1	.938	1151	1065	25	5	.833	2108	1928
†Utah State	13	3	.813	1147	926	28	6	.824	2404	1959
Long Beach State	10	6	.625	1215	1164	18	13	.581	2325	2313
UC Santa Barbara	9	7	.563	1131	1157	13	15	.464	1933	1972
Pacific	8	8	.500	1087	1068	18	12	.600	2065	1918
Boise State	8	8	.500	1180	1171	17	14	.548	2237	2230
Cal State Fullerton	3	13	.188	972	1122	5	23	.179	1657	1964
Cal Poly	3	13	.188	1199	1316	9	19	.321	2241	2273
Idaho	3	13	.188	1092	1185	6	21	.222	1720	1992
2001-02										
ΔUtah State	13	5	.722	1152	1021	23	8	.742	2076	1800
ΔUC Irvine	13	5	.722	1254	1130	21	11	.656	2220	2089
†UC Santa Barbara	11	7	.611	1190	1100	20	11	.645	2066	1889
Pacific	11	7	.611	1222	1156	20	10	.667	2102	1948
Cal State Northridge	11	7	.611	1209	1157	12	16	.429	1911	1946
Cal Poly	9	9	.500	1210	1223	15	12	.556	1870	1833
Long Beach State	9	9	.500	1239	1241	13	17	.433	2135	2165
Idaho	6	12	.333	974	1102	9	19	.321	1544	1764
UC Riverside	5	13	.278	1130	1271	8	18	.308	1678	1835
Cal State Fullerton	2	16	.111	1038	1217	5	22	.185	1689	1922

	Big West					Overall				
	W	L	Pct.	PF	PA	W	L	Pct.	PF	PA
2002-03										
ΔUC Santa Barbara	14	4	.778	1168	1010	18	14	.563	2066	1931
UC Irvine	13	5	.722	1229	1130	20	9	.690	2029	1857
†Utah State	12	6	.667	1192	1078	24	9	.727	2197	1979
Cal Poly	10	8	.556	1247	1227	16	14	.533	2046	2057
Idaho	9	9	.500	1066	1097	13	15	.464	1759	1776
Cal State Fullerton	8	10	.444	1072	1124	10	19	.345	1825	1933
Cal State Northridge	8	10	.444	1198	1224	14	15	.483	2073	2009
Pacific	7	11	.389	1197	1170	12	16	.429	1846	1848
UC Riverside	5	13	.278	1169	1287	6	18	.250	1575	1770
Long Beach State	4	14	.222	1151	1342	5	22	.185	1711	2013
2003-04										
ΔUtah State	17	1	.944	1224	999	25	4	.862	2009	1684
†Pacific	17	1	.944	1273	1085	25	8	.758	2272	2097
UC Santa Barbara	10	8	.556	1212	1131	16	12	.571	1847	1735
Idaho	9	9	.500	1093	1104	14	16	.467	1906	1907
UC Riverside	7	11	.389	1215	1270	11	17	.393	1932	1973
Cal State Northridge	7	11	.389	1185	1248	14	16	.467	2045	2063
Cal State Fullerton	7	11	.389	1229	1291	11	17	.393	1983	2050
Cal Poly	6	12	.333	1256	1339	11	16	.407	1901	1977
UC Irvine	6	12	.333	1127	1180	11	17	.393	1782	1852
Long Beach State	4	14	.222	1141	1308	6	21	.222	1698	1958
2004-05										
\$Pacific	18	0	1.000	1329	1113	27	4	.871	2258	2011
†Utah State	13	5	.722	1318	1039	24	8	.750	2315	1848
ΔCal State Fullerton	12	6	.667	1342	1296	21	11	.656	2408	2289
Cal State Northridge	12	6	.667	1216	1132	18	13	.581	2229	2085
UC Irvine	8	10	.444	1164	1214	16	13	.552	1991	1962
Long Beach State	7	11	.389	1068	1179	10	20	.333	1820	1990
UC Santa Barbara	7	11	.389	1052	1106	11	18	.379	1718	1823
Idaho	6	12	.333	1093	1148	8	22	.267	1856	1979
UC Riverside	4	14	.222	1034	1182	9	19	.321	1745	1876
Cal Poly	3	15	.167	1214	1421	5	22	.185	1834	2147
2005-06										
†Pacific	12	2	.857	1023	870	24	8	.750	2377	2047
UC Irvine	10	4	.714	958	883	16	13	.552	2068	1967
Cal Poly	7	7	.500	920	928	10	19	.345	1907	2052
UC Santa Barbara	6	8	.429	921	961	15	14	.517	1930	1915
Cal State Fullerton	5	9	.357	1060	1077	16	13	.552	2293	2183
Cal State Northridge	4	10	.286	951	1044	11	17	.393	1986	2072
•Long Beach State	2	5	.286	1144	1075	4	12	.250	2498	2384
UC Riverside	3	11	.214	922	1061	5	23	.179	1885	2215
2006-07										
†Long Beach State	12	2	.857	1210	1058	24	8	.750	2575	2408
Cal State Fullerton	9	5	.643	1132	1087	20	10	.667	2462	2291
Cal Poly	9	5	.643	1063	1014	19	11	.633	2265	2160
UC Santa Barbara	9	5	.643	981	961	18	11	.621	2065	1955
UC Irvine	6	8	.429	978	974	15	18	.455	2186	2210
Cal State Northridge	5	9	.357	990	1026	14	17	.452	2340	2353
Pacific	5	9	.357	954	995	12	19	.387	2126	2224
UC Riverside	1	13	.071	883	1076	7	24	.226	1991	2249
2007-08										
ΔUC Santa Barbara	12	4	.750	1129	1026	23	9	.719	2232	2063
Cal State Northridge	12	4	.750	1251	1092	20	10	.667	2340	2132
†Cal State Fullerton	12	4	.750	1312	1145	24	9	.727	2700	2398
Pacific	11	5	.688	1147	1047	21	10	.677	2237	2058
UC Irvine	9	7	.563	1095	1047	18	16	.529	2311	2237
Cal Poly	7	9	.438	1011	1095	12	18	.400	1896	2071
UC Riverside	4	12	.250	959	1089	9	21	.300	1803	2029
Long Beach State	3	13	.188	1004	1147	6	25	.194	1944	2242
UC Davis	2	14	.125	969	1189	9	22	.290	1962	2215

ANNUAL STANDINGS

2008-09	W	L	Pct.	PF	PA	W	L	Pct.	PF	PA
†Cal State Northridge	11	5	.688	1202	1100	17	14	.548	2282	2178
©Pacific	10	6	.625	1085	986	21	13	.618	2254	2120
Long Beach State	10	6	.625	1151	1133	15	15	.500	2138	2177
UC Riverside	8	8	.500	1036	1051	17	13	.567	1806	1818
UC Santa Barbara	8	8	.500	1042	1056	16	15	.516	2030	2021
UC Irvine	8	8	.500	1086	1083	12	19	.387	2028	2134
Cal State Fullerton	7	9	.438	1129	1177	15	17	.469	2345	2356
UC Davis	7	9	.438	1209	1245	13	19	.406	2338	2372
Cal Poly	3	13	.188	1055	1164	7	21	.250	1822	1964

2009-10	W	L	Pct.	PF	PA	W	L	Pct.	PF	PA
†UC Santa Barbara	12	4	.750	2028	1972	20	10	.667	1079	1015
©Pacific	12	4	.750	2297	2133	23	12	.657	1044	926
Cal State Fullerton	8	8	.500	2303	2263	16	15	.516	1194	1190
Long Beach State	8	8	.500	2344	2347	17	16	.515	1079	1083
UC Davis	8	8	.500	2225	2262	14	18	.438	1104	1099
Cal Poly	7	9	.438	2176	2335	12	19	.387	1134	1190
UC Irvine	6	10	.375	2162	2228	14	18	.438	1060	1118
Cal State Northridge	6	10	.375	2282	2412	11	21	.344	1095	1113
UC Riverside	5	11	.313	1833	1859	12	17	.414	981	1036

† Won Big West Tournament to receive automatic berth in NCAA Tournament.

Δ Received berth in NIT.

\$ Selected as NCAA Tournament at-large entry.

© Selected to CollegenInsider.com Tournament.

~ Won Big West championship to receive automatic berth in NCAA Tournament.

+ Due to LBSU's NCAA probationary status, NCAA Tournament automatic berth awarded to second-place team.

Co-championship later revoked by Big West due to FSU's participation in illegal scrimmages.

§ UCSB forfeited all games in 1978-79 and 1979-80 for use of ineligible players.

! CSF forfeited all wins in 1993-94 and 1994-95 for use of ineligible players.

◇ FSU did not play its final 2 Big West games against SJSU and USU.

© Due to NCAA probationary status, UNLV was ineligible for postseason play.

+ NMSU forfeited all wins in 1996-97 and 1997-98 for NCAA violations.

• LBSU vacated 14 victories in 2005-06 due to NCAA sanctions, seven of which were conference games and two that were conference tournament games. Actual on-court record was 18-12, 9-5 in league, and 2-1 in the Big West Tournament.

COACHING RECORDS

Big West Coaching Records

(while a member of the Big West)

CURRENT MEMBERS								
Coach	Tenure	Yrs.	Big West			Overall		
			W	L	Pct.	W	L	Pct.
CAL POLY								
Jeff Schneider	1996-01	4.5	24	42	.364	54	71	.432
Kevin Bromley	2001-09	8.5	57	89	.390	99	145	.406
Joe Callero	2009-10	1	7	9	.438	12	19	.387
14-Year Total		14	88	140	.386	165	235	.413
CAL STATE FULLERTON								
		Yrs.	W	L	Pct.	W	L	Pct.
Bobby Dye	1975-80	6	37	37	.500	93	68	.575
George McQuarn	1981-88	8	66	68	.492	122	117	.510
John Sneed	1989-92	4	31	41	.431	55	59	.483
Brad Holland	1993-94	2	16	20	.444	23	31	.426
Bob Hawking	1994-00	6	32	68	.320	59	103	.364
Donny Daniels	2000-03	3	13	39	.250	20	64	.238
Bob Burton	2003-10	7	60	52	.536	123	92	.572
36-Year Total		36	255	325	.440	495	534	.481
CAL STATE NORTHRIDGE								
		Yrs.	W	L	Pct.	W	L	Pct.
Bobby Braswell	2001-10	9	76	72	.514	131	139	.485
9-Year Total		9	76	72	.514	131	139	.485
LONG BEACH STATE								
		Yrs.	W	L	Pct.	W	L	Pct.
Jerry Tarkanian	1970-73	4	40	4	.909	98	17	.852
Lute Olson	1973-74	1	12	0	1.000	24	2	.923
Dwight Jones	1974-78	4	30	16	.652	70	40	.636
Tex Winter	1978-83	5	40	32	.556	78	69	.531
Dave Buss	1983-84	1	6	12	.333	9	19	.321
Ron Palmer	1984-87	3	12	42	.222	23	64	.264
Joe Harrington	1987-90	3	33	21	.611	53	36	.596
Seth Greenberg	1990-96	6	65	43	.602	105	70	.600
Wayne Morgan	1996-02	6	57	41	.582	91	84	.520
Larry Reynolds	2002-07	5	29	46	.387	49	83	.371
Dan Monson	2007-10	3	21	27	.438	38	56	.404
41-Year Total		41	345	284	.548	638	540	.542
*Record includes 14 victories vacated due to NCAA sanctions. Actual overall record was 63-83 (.432) and conference record was 36-46 (.439).								
UC DAVIS								
		Yrs.	W	L	Pct.	W	L	Pct.
Gary Stewart	2007-10	3	17	31	.354	36	59	.379
3-Year Total		3	17	31	.354	36	59	.379
UC IRVINE								
		Yrs.	W	L	Pct.	W	L	Pct.
Tim Tift	1978-80	3	6	36	.143	22	56	.282
Bill Mulligan	1981-91	11	96	92	.511	163	157	.529
Rod Baker	1992-97	6	29	77	.274	52	116	.310
Pat Douglass	1997-10	13	109	103	.514	197	191	.508
33-Year Total		33	240	308	.438	434	520	.455
UC RIVERSIDE								
		Yrs.	W	L	Pct.	W	L	Pct.
John Masi	2001-05	4	21	51	.292	34	72	.321
David Spencer	2005-06	1	3	11	.214	5	23	.179
Vonn Webb	2006-07	1	1	13	.071	7	24	.226
Jim Woodridge	2007-10	3	17	31	.354	38	51	.427
9-Year Total		9	42	106	.284	84	170	.331
UC SANTA BARBARA								
		Yrs.	W	L	Pct.	W	L	Pct.
Ralph Barkey	1970-74,							
	1976-78	7	40	42	.488	98	85	.536
Ed DeLacy	1978-83	5	22	50	.306	51	83	.381
Jerry Pimm	1983-98	15	134	132	.504	222	202	.524
Bob Williams	1998-10	12	120	76	.612	199	156	.561
39-Year Total		39	316	300	.513	570	526	.520
PACIFIC								
		Yrs.	W	L	Pct.	W	L	Pct.
Dick Edwards	1972	1	8	4	.667	17	9	.654
Stan Morrison	1972-79	7	42	42	.500	100	88	.532
Dick Fichtner	1979-82	3	14	28	.333	36	49	.423
Tom O'Neill	1982-87	5.5	25	70	.263	51	109	.319
Denis Willens	1987-88	.5	0	11	.000	0	12	.000
Bob Thomason	1988-10	22	221	151	.594	387	275	.585
39-Year Total		39	310	306	.503	591	542	.522

FORMER MEMBERS								
Coach	Tenure	Yrs.	Big West			Overall		
			W	L	Pct.	W	L	Pct.
BOISE STATE								
Rod Jensen	1996-01	5	44	36	.550	81	63	.563
5-Year Total		5	44	36	.550	81	63	.563
CAL STATE LOS ANGELES								
		Yrs.	W	L	Pct.	W	L	Pct.
Bob Miller	1970-74	5	28	28	.500	75	55	.577
FRESNO STATE								
		Yrs.	W	L	Pct.	W	L	Pct.
Ed Gregory	1970-77	8	27	61	.307	99	109	.476
Boyd Grant	1978-86	9	93	40	.699	194	74	.724
Ron Adams	1987-90	4	23	49	.319	43	72	.374
Gary Colson	1991-92	2	13	23	.361	29	32	.475
Totals		23	156	173	.474	365	286	.561
NEW MEXICO STATE								
		Yrs.	W	L	Pct.	W	L	Pct.
Weldon Drew	1984-85	2	13	23	.361	20	35	.364
Neil McCarthy	1986-97	12	142	72	.664	248	123	.668
Lou Henson	1997-00	3	31	17	.646	63	32	.663
Totals		17	186	112	.624	331	190	.635
SAN DIEGO STATE								
		Yrs.	W	L	Pct.	W	L	Pct.
Dick Davis	1970-74	5	24	32	.428	65	67	.492
Tim Vezie	1975-78	4	31	15	.674	62	49	.559
Totals		9	55	47	.539	127	116	.523
SAN JOSE STATE								
		Yrs.	W	L	Pct.	W	L	Pct.
Dan Glines	1970-71	2	0	20	.000	5	45	.100
Ivan Guevara	1972-79	8	38	58	.396	98	118	.454
Bill Berry	1980-89	10	75	90	.454	142	144	.496
Stan Morrison	1990-96	7	38	88	.302	56	135	.293
Totals		27	151	256	.371	301	442	.405
IDAHO								
		Yrs.	W	L	Pct.	W	L	Pct.
Kermit Davis	1996-97	1	5	11	.313	13	17	.433
David Farrar	1997-01	4	29	35	.453	49	61	.445
Leonard Perry	2001-05	4	30	42	.417	44	72	.379
9-Year Total		9	64	88	.421	106	150	.414
UNLV								
		Yrs.	W	L	Pct.	W	L	Pct.
Jerry Tarkanian	1983-92	10	165	13	.927	307	41	.882
Rollie Massimino	1993-94	2	23	13	.639	36	21	.632
Tim Grgurich	1994-95	1	7	11	.389	12	16	.429
Bill Bayno	1995-96	1	7	11	.389	10	16	.385
Totals		15	202	48	.808	365	94	.795
NEVADA								
		Yrs.	W	L	Pct.	W	L	Pct.
Len Stevens	1993	1	4	14	.222	9	17	.346
Pat Foster	1993-99	6	54	48	.529	90	81	.526
Trent Johnson	1999-00	1	6	10	.375	9	20	.310
Totals		8	64	72	.471	108	118	.478
NORTH TEXAS								
		Yrs.	W	L	Pct.	W	L	Pct.
Tim Jankovich	1996-97	1	5	11	.313	10	16	.385
Vic Trilli	1997-00	3	13	35	.271	16	63	.202
Totals		4	18	46	.281	26	79	.247
UTAH STATE								
		Yrs.	W	L	Pct.	W	L	Pct.
Rod Tueller	1978-88	10	88	73	.546	158	131	.547
Kohn Smith	1988-93	5	43	47	.478	63	78	.447
Larry Eustachy	1993-98	5	60	26	.698	98	53	.649
Stew Morrill	1998-05	7	92	28	.767	167	54	.756
27-Year Total		27	283	174	.619	486	316	.606

ANNUAL REGULAR SEASON TEAM CHAMPIONS

Year	Team	BWC	Overall	Year	Team	BWC	Overall	Year	Team	BWC	Overall
1970	LBSU	10-0	23-5	1987	UNLV	18-0	37-2	2000	\$USU	16-0	28-6
1971	LBSU	10-0	24-5	1988	UNLV	15-3	28-6		%LBSU	15-1	24-6
1972	LBSU	10-2	25-4	1989	UNLV	16-2	29-8	2001	UCI	15-1	25-5
1973	LBSU	10-2	26-3	1990	NMSU	16-2	26-5	2002	USU	13-5	23-8
1974	LBSU	12-0	24-2		UNLV	16-2	35-5		UCI	13-5	21-11
1975	LBSU	8-2	19-7	1991	UNLV	18-0	34-1	2003	UCSB	14-4	18-14
1976	CSF	6-4	15-10	1992	UNLV	18-0	26-2	2004	USU	17-1	25-4
	LBSU	6-4	14-12	1993	NMSU	15-3	26-8		PAC	17-1	25-8
	LBSU	9-3	21-8	1994	NMSU	12-6	23-8	2005	PAC	18-0	27-4
	SDSU	9-3	13-15	1995	USU	14-4	21-8	2006	PAC	12-2	24-8
1978	SDSU	11-3	19-9	1996	LBSU	12-6	17-11	2007	LBSU	12-2	24-8
1979	PAC	11-3	18-12	1997	\$NEV	12-4	21-10	2008	UCSB	12-4	23-9
1980	USU	11-2	18-9		\$USU	12-4	20-9		CSUN	1	

COACHING RECORDS

Victory Leaders

(as member of the Big West)

ALL GAMES

405 - Jerry Tarkanian, Long Beach State & UNLV
387 - Bob Thomason, Pacific
248 - Neil McCarthy, New Mexico State
222 - Jerry Pimm, UC Santa Barbara
199 - Bob Williams, UC Santa Barbara
197 - Pat Douglass, UC Irvine
194 - Boyd Grant, Fresno State
167 - Stew Morrill, Utah State
163 - Bill Mulligan, UC Irvine
156 - Stan Morrison, Pacific & San Jose State
142 - Bill Berry, San Jose State
138 - Rod Tueller, Utah State

CONFERENCE GAMES

221 - Bob Thomason, Pacific
205 - Jerry Tarkanian, Long Beach State & UNLV
142 - Neil McCarthy, New Mexico State
134 - Jerry Pimm, UC Santa Barbara
120 - Bob Williams, UC Santa Barbara
109 - Pat Douglass, UC Irvine
96 - Bill Mulligan, UC Irvine
93 - Boyd Grant, Fresno State
92 - Stew Morrill, Utah State
80 - Stan Morrison, Pacific & San Jose State
79 - Rod Tueller, Utah State
76 - Bobby Braswell, Cal State Northridge

BIG WEST TOURNAMENT GAMES

26 - Bob Thomason, Pacific
24 - Jerry Tarkanian, UNLV
18 - Bob Williams, UC Santa Barbara
18 - Pat Douglass, UC Irvine
15 - Neil McCarthy, New Mexico State
14 - Bob Burton, Cal State Fullerton
14 - Bobby Braswell, Cal State Northridge
14 - Stew Morrill, Utah State
11 - Kevin Bromley, Cal Poly
11 - Bill Berry, San Jose State
10 - Boyd Grant, Fresno State
7 - Stan Morrison, Pacific
7 - Seth Greenberg, Long Beach State
7 - George McQuarn, Cal State Fullerton

All-Time Career Wins

(current Big West coaches)

Rk.	Coach, School	Yrs.	W	L	Pct.
1.	Bob Thomason, PAC	25	439	302	.592
2.	Bob Williams, UCSB	22	388	256	.603
3.	Jim Wooldridge, UCR	22	350	288	.549
4.	Gary Stewart, UCD	17	220	247	.471
5.	Bobby Braswell, CSUN	14	216	202	.517
6.	Dan Monson, LBSU	13	208	179	.538
7.	Joe Callero, CP	11	151	149	.503
8.	Bob Burton, CSF	7	123	92	.572

All-Time Coaching Records

(during conference membership, sorted by conference wins)

Coach, Team	Yrs.	Conference			All Games		
		W	L	Pct.	W	L	Pct.
Bob Thomason, Pacific (1988-10)	22	221	151	.594	387	275	.585
Jerry Tarkanian, LBSU (1970-73) UNLV (1983-92)	14	205	17	.923	405	58	.875
Neil McCarthy, New Mexico State (1986-97)	12	142	72	.664	248	123	.668
Jerry Pimm, UC Santa Barbara (1983-98)	15	134	132	.504	222	202	.524
Bob Williams, UC Santa Barbara (1998-10)	12	120	76	.612	199	156	.561
Pat Douglass, UC Irvine (1997-10)	13	109	103	.514	197	191	.508
Bill Mulligan, UC Irvine (1981-91)	11	96	92	.511	163	156	.511
Boyd Grant, Fresno State (1978-86)	9	93	40	.699	194	74	.724
Stew Morrill, Utah State (1998-05)	7	92	28	.767	167	54	.756
Stan Morrison, PAC (1973-79), SJSU (1990-96)	14	80	130	.381	156	223	.412
Rod Tueller, Utah State (1980-88)	9	79	68	.537	138	121	.533
Bobby Braswell, Cal State Northridge (2001-10)	9	76	72	.514	131	139	.485
Bill Berry, San Jose State (1980-89)	10	75	90	.454	142	144	.496
George McQuarn, Cal State Fullerton (1981-88)	8	66	68	.492	122	117	.510
Seth Greenberg, Long Beach State (1991-96)	6	65	43	.602	105	70	.600
Larry Eustachy, Utah State (1993-98)	5	60	26	.698	98	53	.649
Bob Burton, Cal State Fullerton (2003-10)	7	60	52	.536	123	92	.572
Wayne Morgan, Long Beach State (1996-02)	6	57	41	.582	91	84	.520
Kevin Bromley, Cal Poly (2000-09)	9	57	89	.390	99	145	.406
Pat Foster, Nevada (1993-99)	6	54	48	.529	90	81	.526
Rod Jensen, Boise State (1996-01)	5	44	36	.550	81	63	.563
Kohn Smith, Utah State (1989-93)	5	43	47	.478	63	78	.447
Tex Winter, Long Beach State (1979-83)	5	40	32	.556	78	69	.531
Ralph Barkey, UC Santa Barbara (1970-74/77-78)	7	40	42	.488	98	85	.536
Ivan Guevara, San Jose State (1972-79)	8	38	58	.396	98	118	.454
Bobby Dye, Cal State Fullerton (1975-80)	6	37	37	.500	93	68	.575
Joe Harrington, Long Beach State (1988-90)	3	33	21	.611	53	36	.596
Bob Hawking, Cal State Fullerton (1994-00)	6	32	68	.320	59	103	.364
Tim Vezie, San Diego State (1975-78)	4	31	15	.674	62	49	.559
Lou Henson, New Mexico State (1997-00)	3	31	17	.646	63	32	.663
John Sneed, Cal State Fullerton (1989-92)	4	31	41	.431	55	59	.483
Dwight Jones, Long Beach State (1975-78)	4	30	16	.652	70	40	.636
Leonard Perry, Idaho (2001-05)	4	30	42	.417	44	72	.379
David Farrar, Idaho (1997-01)	4	29	35	.453	49	61	.445
Larry Reynolds, Long Beach State (2002-07)	5	29	46	.387	49	83	.371
Rod Baker, UC Irvine (1992-97)	6	29	77	.275	52	116	.310
Bob Miller, Cal State Los Angeles (1970-74)	5	28	28	.500	75	55	.577
Ed Gregory, Fresno State (1970-77)	8	27	61	.307	99	109	.476
Tom O'Neill, Pacific (1983-88)	6	25	70	.263	51	109	.319
Dick Davis, San Diego State (1970-74)	5	24	32	.428	65	67	.492
Jeff Schneider, Cal Poly (1996-01)	5	24	42	.364	54	71	.432
Rollie Massimino, UNLV (1993-94)	2	23	13	.639	36	21	.632
Ron Adams, Fresno State (1987-90)	4	23	49	.319	43	72	.374
Ed DeLacy, UC Santa Barbara (1979-83)	5	22	50	.306	51	83	.381
Dan Monson, Long Beach State (2007-10)	3	21	27	.438	38	56	.404
John Masi, UC Riverside (2001-05)	4	21	51	.292	34	72	.321
Jim Wooldridge, UC Riverside (2007-10)	3	17	31	.354	38	51	.427
Gary Stewart, UC Davis (2007-10)	3	17	31	.354	36	59	.379
Brad Holland, Cal State Fullerton (1993-94)	2	16	20	.444	23	31	.426
Dick Fichtner, Pacific (1980-82)	3	14	28	.333	36	49	.423
Gary Colson, Fresno State (1991-92)	2	13	23	.361	29	32	.475
Weldon Drew, New Mexico State (1984-85)	2	13	23	.361	20	35	.364
Vic Trilli, North Texas (1997-00)	3	13	35	.271	16	63	.202
Donny Daniels, Cal State Fullerton (2000-03)	3	13	39	.250	20	64	.238
Lute Olson, Long Beach State (1974)	1	12	0	1.000	24	2	.923
Ron Palmer, Long Beach State (1985-87)	3	12	42	.222	23	64	.264
Dutch Belnap, Utah State (1979)	1	9	5	.643	19	11	.633
Dick Edwards, Pacific (1972)	1	8	4	.667	17	9	.654
Joe Callero, Cal Poly (2009-10)	1	7	9	.438	12	19	.387
Tim Grgurich, UNLV (1995)	1	7	11	.389	12	16	.429
Bill Bayno, UNLV (1996)	1	7	11	.389	10	16	.385
Trent Johnson, Nevada (1999-00)	1	6	10	.375	9	20	.310
Dave Buss, Long Beach State (1984)	1	6	12	.333	9	19	.321
Tim Tift, UC Irvine (1978-80)	3	6	36	.143	22	56	.282
Kermit Davis, Idaho (1997)	1	5	11	.313	13	17	.433
Tim Jankovich, North Texas (1997)	1	5	11	.313	10	16	.385
Len Stevens, Nevada (1993)	1	4	14	.222	9	17	.346
David Spencer, UC Riverside (2005-06)	1	3	11	.214	5	23	.179
Vonn Webb, UC Riverside (2006-07)	1	1	13	.071	7	24	.226
Denis Willens, Pacific (1988)	1	0	11	.000	0	12	.000
Dan Glines, San Jose State (1970-71)	2	0	20	.000	5	45	.100

ALL-BIG WEST TEAMS

1970

FIRST TEAM

George Trapp, Long Beach State
 Billy Jankans, Long Beach State
 Doug Rex, UC Santa Barbara
 John Tschogl, UC Santa Barbara
 Mose Adolph, Cal State Los Angeles
 Lucius Davis, Fresno State

SECOND TEAM

Shawn Johnson, Long Beach State
 Morris Thomas, Cal State Los Angeles
 Coby Dietrick, San Jose State
 Ron Knight, Cal State Los Angeles
 Rob Stephens, Fresno State
 Bob Vasilovich, Fresno State

1971

FIRST TEAM

George Trapp, Long Beach State
 Doug Rex, UC Santa Barbara
 John Tschogl, UC Santa Barbara
 Jerry Pender, Fresno State
 Ed Ratleff, Long Beach State
 Chuck Terry, Long Beach State

SECOND TEAM

Mose Adolph, Cal State Los Angeles
 Rodney Murray, Cal State Los Angeles
 Ron Allen, UC Santa Barbara
 Gary Schneider, San Diego State
 Jimmy Harris, San Diego State

1972

FIRST TEAM

Ed Ratleff, Long Beach State
 John Gianelli, Pacific
 John Tschogl, UC Santa Barbara
 Chuck Terry, Long Beach State
 Chris McMurray, San Diego State
 Jerry Pender, Fresno State

SECOND TEAM

Michael Jackson, Cal State Los Angeles
 Eric McWilliams, Long Beach State
 Mose Adolph, Cal State Los Angeles
 Jim McCargo, Pacific
 John Errecart, Pacific

1973

FIRST TEAM

Ed Ratleff, Long Beach State
 Clarence Allen, UC Santa Barbara
 Raymond Lewis, Cal State Los Angeles
 Jim McCargo, Pacific
 Roscoe Pondexter, Long Beach State
 Johnnie Skinner, San Jose State

SECOND TEAM

Rick Aberegg, Long Beach State
 Steve Copp, San Diego State
 John Errecart, Pacific
 Billy Mallory, Cal State Los Angeles
 Bob Schachter, UC Santa Barbara

1974

FIRST TEAM

Leonard Gray, Long Beach State
 Charles Bailey, Fresno State
 Tommie Lipsey, Cal State Los Angeles
 Billy Mallory, Cal State Los Angeles
 Clifton Pondexter, Long Beach State
 Roscoe Pondexter, Long Beach State

SECOND TEAM

Clarence Allen, UC Santa Barbara
 John Anderson, San Diego State
 Pat Boyer, UC Santa Barbara
 John Errecart, Pacific
 Glenn McDonald, Long Beach State

1975

FIRST TEAM

Bob Gross, Long Beach State
 Leonard Armato, Pacific
 Steve Copp, San Diego State
 Richard Johnson, Long Beach State
 Roy Jones, Fresno State
 Carlos Mina, Long Beach State

SECOND TEAM

Will Connelly, San Diego State
 Earl Hogue, San Jose State
 Kyle Jackson, Long Beach State
 Bob Kovach, San Diego State
 Don Orndorff, San Jose State

1976

FIRST TEAM

Greg Bunch, Cal State Fullerton
 Steve Copp, San Diego State
 Will Connelly, San Diego State
 Roy Jones, Fresno State
 Myron Jordan, Pacific
 Ken Mickey, San Jose State
 Clarence Ruffen, Long Beach State

SECOND TEAM

Vic Baker, Pacific
 Ron Fair, San Jose State
 Earl Hogue, San Jose State
 Larry Hudson, Long Beach State
 Bob Kovach, San Diego State

1977

FIRST TEAM

Lloyd McMillian, Long Beach State
 Greg Bunch, Cal State Fullerton
 Dave Brown, UC Santa Barbara
 Myron Jordan, Pacific
 Joel Kramer, San Diego State
 Ken Mickey, San Jose State

SECOND TEAM

Kerry Davis, Cal State Fullerton
 Presnell Gilbert, San Diego State
 Richard Johnson, Long Beach State
 Rick Quinn, San Jose State
 Michael Wiley, Long Beach State

1978

FIRST TEAM

Joel Kramer, San Diego State
 Greg Bunch, Cal State Fullerton
 Russ Coleman, Pacific
 Steve Malovic, San Diego State
 Art Williams, Fresno State
 Francois Wise, Long Beach State

SECOND TEAM

Keith Anderson, Cal State Fullerton
 Wally Rank, San Jose State
 Wayne Smith, UC Irvine
 Doug Streefer, Fresno State
 Michael Wiley, Long Beach State

1979

FIRST TEAM

Ron Cornelius, Pacific
 Terrence Carney, Pacific
 Dean Hunger, Utah State
 Calvin Roberts, Cal State Fullerton
 Art Williams, Fresno State
 Rickey Williams, Long Beach State

SECOND TEAM

Brian Jackson, Utah State
 Keith McDonald, Utah State
 Wally Rank, San Jose State
 Michael Wiley, Long Beach State
 Francois Wise, Long Beach State

1980

FIRST TEAM

Dean Hunger, Utah State
 Ron Cornelius, Pacific
 Francois Wise, Long Beach State
 Calvin Roberts, Cal State Fullerton
 Michael Wiley, Long Beach State
 Wally Rank, San Jose State

SECOND TEAM

Rod Higgins, Fresno State
 Brian Jackson, Utah State
 Rich McElrath, Utah State
 Victor Conyers, UC Irvine
 Michael Mendez, San Jose State

1981

FIRST TEAM

Kevin Magee, UC Irvine
 Brian Jackson, Utah State
 Rod Higgins, Fresno State
 Ron Cornelius, Pacific
 Sid Williams, San Jose State
 Donald Mason, Fresno State

SECOND TEAM

Mike Mendez, San Jose State
 Doug Murrey, San Jose State
 Craig Dykema, Long Beach State
 Bobby Anderson, Fresno State
 Walt Evans, UC Santa Barbara

ALL-BIG WEST TEAMS

1982**FIRST TEAM**

Kevin Magee, UC Irvine
 Leon Wood, Cal State Fullerton
 Craig Hodges, Long Beach State
 Donald Mason, Fresno State
 Rod Higgins, Fresno State
 Chris McNealy, San Jose State

SECOND TEAM

Ricky Mixon, Cal State Fullerton
 Richard Anderson, UC Santa Barbara
 Matt Waldron, Pacific
 Ben McDonald, UC Irvine
 Bernard Thompson, Fresno State

1983**FIRST TEAM**

Sidney Green, UNLV
 Leon Wood, Cal State Fullerton
 Chris McNealy, San Jose State
 Ben McDonald, UC Irvine
 Bernard Thompson, Fresno State
 York Gross, UC Santa Barbara

SECOND TEAM

Ron Anderson, Fresno State
 Greg Grant, Utah State
 Larry Anderson, UNLV
 Ricky Mixon, Cal State Fullerton
 Laurence Held, Pacific

1984**FIRST TEAM**

Richie Adams, UNLV
 Leon Wood, Cal State Fullerton
 Ron Anderson, Fresno State
 Bernard Thompson, Fresno State
 Steve Colter, New Mexico State
 Ben McDonald, UC Irvine

SECOND TEAM

Greg Grant, Utah State
 Frank James, UNLV
 George Turner, UC Irvine
 Danny Tarkanian, UNLV
 Mitch Arnold, Fresno State

1985**FIRST TEAM**

Richie Adams, UNLV
 Tony Neal, Cal State Fullerton
 Kevin Henderson, Cal State Fullerton
 Tod Murphy, UC Irvine
 Greg Grant, Utah State
 Mitch Arnold, Fresno State

SECOND TEAM

Scott Fisher, UC Santa Barbara
 Johnny Rogers, UC Irvine
 Scott Barnes, Fresno State
 Reggie Owens, San Jose State
 Vince Washington, Utah State

1986**FIRST TEAM**

Freddie Banks, UNLV
 Ricky Berry, San Jose State
 Greg Grant, Utah State
 Anthony Jones, UNLV
 Tod Murphy, UC Irvine
 Gilbert Wilburn, New Mexico State

SECOND TEAM

Rich Anema, Pacific
 Armon Gilliam, UNLV
 Conner Henry, UC Santa Barbara
 Johnny Rogers, UC Irvine
 Brian Salone, Fresno State

HONORABLE MENTION

Scott Fisher, UC Santa Barbara
 Kenny Travis, New Mexico State

1987**FIRST TEAM**

Freddie Banks, UNLV
 Ricky Berry, San Jose State
 Scott Brooks, UC Irvine
 Armon Gilliam, UNLV
 Kenny Travis, New Mexico State
 Mark Wade, UNLV

SECOND TEAM

Brent Counts, Pacific
 Richard Morton, Cal State Fullerton
 Kevin Nixon, Utah State
 Brian Shaw, UC Santa Barbara
 Brian Vaughns, UC Santa Barbara

HONORABLE MENTION

Mike Mitchell, Fresno State

1988**FIRST TEAM**

Jarvis Basnight, UNLV
 Ricky Berry, San Jose State
 Wayne Engelstad, UC Irvine
 Kevin Nixon, Utah State
 Brian Shaw, UC Santa Barbara
 Morlon Wiley, Long Beach State

SECOND TEAM

Jervis Cole, Fresno State
 Dan Conway, Utah State
 Richard Morton, Cal State Fullerton
 Gerald Paddio, UNLV
 Andre Purry, Long Beach State

HONORABLE MENTION

Carrick DeHart, UC Santa Barbara
 Christian Gray, Pacific
 Willie Joseph, New Mexico State

1989**FIRST TEAM**

Stacey Augmon, UNLV
 David Butler, UNLV
 Cedric Ceballos, Cal State Fullerton
 Jervis Cole, Fresno State
 Reid Newey, Utah State
 Johnny Roberson, New Mexico State

SECOND TEAM

Greg Anthony, UNLV
 Carrick DeHart, UC Santa Barbara
 Mike Doktorczyk, UC Irvine
 John Hatten, Long Beach State
 Eric McArthur, UC Santa Barbara

HONORABLE MENTION

Kevin Floyd, UC Irvine
 Mark Hill, Cal State Fullerton
 Willie Joseph, New Mexico State

1990**FIRST TEAM**

Randy Brown, New Mexico State
 David Butler, UNLV
 Cedric Ceballos, Cal State Fullerton
 Keith Hill, New Mexico State
 Larry Johnson, UNLV
 Eric McArthur, UC Santa Barbara

SECOND TEAM

Greg Anthony, UNLV
 Carrick DeHart, UC Santa Barbara
 Dell Demps, Pacific
 Lucious Harris, Long Beach State
 Don Lyttle, Pacific
 Kendall Youngblood, Utah State

HONORABLE MENTION

Stacey Augmon, UNLV
 Anderson Hunt, UNLV
 Kenne Young, San Jose State

1991**FIRST TEAM**

Greg Anthony, UNLV
 Stacey Augmon, UNLV
 Randy Brown, New Mexico State
 Anderson Hunt, UNLV
 Larry Johnson, UNLV
 Reggie Jordan, New Mexico State

SECOND TEAM

George Ackles, UNLV
 Gary Gray, UC Santa Barbara
 Don Lyttle, Pacific
 Joe Small, Cal State Fullerton
 Kendall Youngblood, Utah State

HONORABLE MENTION

Tod Bernard, Fresno State
 Dell Demps, Pacific
 Lucious Harris, Long Beach State
 Jeff Herdman, UC Irvine

ALL-BIG WEST TEAMS

1992

FIRST TEAM

Lucius Davis, UC Santa Barbara
Dell Demps, Pacific
Lucious Harris, Long Beach State
J.R. Rider, UNLV
Elmore Spencer, UNLV
Kendall Youngblood, Utah State

SECOND TEAM

Bruce Bowen, Cal State Fullerton
Sam Crawford, New Mexico State
Wil Hooker, Fresno State
Bryon Russell, Long Beach State
Agee Ward, Cal State Fullerton

HONORABLE MENTION

Idris Jones, UC Santa Barbara
Chris Tower, Long Beach State

1993

FIRST TEAM

Dexter Boney, UNLV
Bruce Bowen, Cal State Fullerton
Sam Crawford, New Mexico State
Evrice Gray, UNLV
Lucious Harris, Long Beach State
J.R. Rider, UNLV

SECOND TEAM

Tony Amundsen, Pacific
Jay Goodman, Utah State
Ray Kelly, UC Santa Barbara
Eric Morris, Nevada
Tracey Ware, New Mexico State

HONORABLE MENTION

Glenn Griffin, Pacific
Idris Jones, UC Santa Barbara
Don Leary, Cal State Fullerton
Byron Russell, Long Beach State
Daryl Scott, San Jose State
Aaron Sunderland, Cal State Fullerton
Charles Terrell, Pacific
Chris Tower, Long Beach State
Jeff Von Lutzow, UC Irvine

1994

FIRST TEAM

James Dockery, New Mexico State
Rod Hannibal, Long Beach State
Michael Jackson, Pacific
Reggie Manuel, UNLV
Kebu Stewart, UNLV
Charles Terrell, Pacific

SECOND TEAM

Mike Atkinson, Long Beach State
Terry Cannon, San Jose State
Eric Franson, Utah State
Jimmy Moore, Nevada
Eathan O'Bryant, Nevada

HONORABLE MENTION

Jason Allen, San Jose State
Chris Brown, UC Irvine
Lloyd Mumford, UC Irvine
Terrance O'Kelley, Long Beach State
Winston Peterson, Cal State Fullerton
Dedan Thomas, UNLV
Rod Walker, New Mexico State
Thomas Wyatt, New Mexico State

1995

FIRST TEAM

Eric Franson, Utah State
Charles Jones, Pacific
Joe McNaull, Long Beach State
Raimonds Miglinieks, UC Irvine
Eathan O'Bryant, Nevada
Rodney Walker, New Mexico State

SECOND TEAM

Roddie Anderson, Utah State
Adam Jacobsen, Pacific
Terrance O'Kelley, Long Beach State
Winston Peterson, Cal State Fullerton
Patrick Savoy, UNLV
Corwin Woodard, Utah State

HONORABLE MENTION

Brian Green, Nevada
Faron Hand, Nevada
Doug Muse, UC Santa Barbara
Rasul Salahuddin, Long Beach State
Kevin Simmons, UC Irvine
Thomas Wyatt, New Mexico State

1996

FIRST TEAM

James Cotton, Long Beach State
Eric Franson, Utah State
Raimonds Miglinieks, UC Irvine
Olivier Saint-Jean, San Jose State
Rasul Salahuddin, Long Beach State
Daniel Watts, Nevada

SECOND TEAM

Brian Keefe, UC Irvine
Adam Jacobsen, Pacific
Lelan McDougal, UC Santa Barbara
Silas Mills, Utah State
Kevin Simmons, UC Irvine

HONORABLE MENTION

Enoch Davis, New Mexico State
Damien Edwards, Nevada
Juaquin Hawkins, Long Beach State
Rayne Mahaffey, Pacific
Warren Rosegreen, UNLV
Phillip Turner, UC Santa Barbara

1997

FIRST TEAM

James Cotton, Long Beach State
Faron Hand, Nevada
Louis Richardson, New Mexico State
Marcus Saxon, Utah State
Raymond Tutt, UC Santa Barbara
Joe Wyatt, Boise State

SECOND TEAM

Corey Anders, Pacific
Mark Boelter, Pacific
Jimmy Carroll, Nevada
Jason Jackman, Idaho
Maurice Spillers, Utah State

HONORABLE MENTION

Chris Dade, Cal State Fullerton
Enoch Davis, New Mexico State
Antoine Hubbard, New Mexico State
Rayne Mahaffey, Pacific
Antwan Smith, Utah State
Brandon Titus, Long Beach State
John Williams, Cal State Fullerton
Mike Wozniak, Cal Poly



Jerry Green of UC Irvine, the school's all-time leading scorer, was a two-time first team All-Big West selection and league Player of the Year in 2000-01 and 2001-02.

ALL-BIG WEST TEAMS

1998**FIRST TEAM**

Roberto Bergersen, Boise State
 Andrew Betts, Long Beach State
 Avery Curry, Idaho
 Michael Olowokandi, Pacific
 Louis Richardson, New Mexico State
 Marcus Saxon, Utah State

SECOND TEAM

Paul Culbertson, Nevada
 Adam Jacobsen, Pacific
 Kevin Rice, Utah State
 Raymond Tutt, UC Santa Barbara
 Mike Wozniak, Cal Poly

HONORABLE MENTION

Corey Anders, Pacific
 Chris Bjorklund, Cal Poly
 Jimmy Carroll, Nevadafrd
 Chris Dade, Cal State Fullerton
 Donminic Ellison, New Mexico State
 Charles Gosa, New Mexico State
 Ike Harmon, Cal State Fullerton
 Denmark Reid, New Mexico State

1999**FIRST TEAM**

Roberto Bergersen, Boise State
 B.J. Bunton, UC Santa Barbara
 Avery Curry, Idaho
 Charles Gosa, New Mexico State
 Ike Harmon, Cal State Fullerton
 Jason Williams, Pacific

SECOND TEAM

Ramel Lloyd, Long Beach State
 Mate Milisa, Long Beach State
 Josh Merrill, UC Santa Barbara
 Donnie Johnson, Utah State
 Gerry Washington, Boise State

HONORABLE MENTION

Chris Bjorklund, Cal Poly
 John Burrell, Nevada
 Pharoah Davis, Utah State
 Billy Keys, New Mexico State
 Clay McKnight, Pacific
 Troy Rolle, Utah State
 Gordon Scott, Idaho
 Mike Wozniak, Cal Poly

2000**FIRST TEAM**

Chris Bjorklund, Cal Poly
 Shawn Daniels, Utah State
 Billy Keys, New Mexico State
 Mate Milisa, Long Beach State
 Troy Rolle, Utah State
 Gordon Scott, Idaho

SECOND TEAM

Deginald Erskin, North Texas
 Jerry Green, UC Irvine
 Ike Harmon, Cal State Fullerton
 Abe Jackson, Boise State
 Ramel Lloyd, Long Beach State
 James Williams, Long Beach State

HONORABLE MENTION

Erick Ashe, UC Santa Barbara
 Tony Brown, Utah State
 Eric Channing, New Mexico State
 Chris Davis, North Texas
 Devon Ford, Idaho
 Terrance Green, Nevada
 Antrone Lee, Long Beach State
 Justin Lyons, Boise State
 Marek Ondera, UC Irvine
 Bernard Rock, Utah State
 Mike Wozniak, Cal Poly

2001**FIRST TEAM**

Shawn Daniels, Utah State
 Jerry Green, UC Irvine
 Abe Jackson, Boise State
 Ramel Lloyd, Long Beach State
 Travis Reed, Long Beach State
 Bernard Rock, Utah State

SECOND TEAM

Chris Bjorklund, Cal Poly
 Tony Brown, Utah State
 Mark Hull, UC Santa Barbara
 Ben Jones, UC Irvine
 Mike Vukovich, UC Santa Barbara

HONORABLE MENTION

Curtis Bobb, Utah State
 Branduin Fullove, UC Santa Barbara
 Mike Hahn, Pacific
 Peter Heizer, Pacific
 Sean Jackson, UC Irvine
 Maurice McLemore, Pacific
 Jamaal Scott, Cal Poly
 Kejuan Woods, Boise State

2002**FIRST TEAM**

Tony Brown, Utah State
 Markus Carr, Cal State Northridge
 Jerry Green, UC Irvine
 Mark Hull, UC Santa Barbara
 Desmond Penigar, Utah State
 Travis Reed, Long Beach State

SECOND TEAM

Varnie Dennis, Cal Poly
 Branduin Fullove, UC Santa Barbara
 Maurice McLemore, Pacific
 Vili Morton, UC Riverside
 Adam Parada, UC Irvine
 Pape Sow, Cal State Fullerton

HONORABLE MENTION

Brandon Beeson, Cal Poly
 Mike Hahn, Pacific
 Jordan Harris, UC Irvine
 Rodney Hilaire, Idaho
 Demetrius Jackson, Pacific
 Ron Johnson, Long Beach State
 Justin Logan, Idaho
 Adama Ndiaye, UC Santa Barbara
 Curtis Slaughter, Cal State Northridge
 Jeremy Vague, Utah State

2003**FIRST TEAM**


Varnie Dennis, Cal Poly
 Branduin Fullove, UC Santa Barbara
 Jordan Harris, UC Irvine
 Ralph Holmes, Cal State Fullerton
 Mark Hull, UC Santa Barbara
 Desmond Penigar, Utah State

SECOND TEAM

Ian Boylan, Cal State Northridge
 Nate Carter, UC Riverside
 Tyrone Hayes, Idaho
 Demetrius Jackson, Pacific
 Adam Parada, UC Irvine

HONORABLE MENTION

Jason Allen, Cal Poly
 Mark Brown, Utah State
 Tony Darden, Long Beach State
 Mike Hood, UC Irvine
 Toraino Johnson, Utah State
 Nick Jones, UC Santa Barbara
 Spencer Nelson, Utah State
 Shane Schilling, Cal Poly
 Curtis Slaughter, Cal State Northridge
 Dwayne Williams, Idaho



Cal State Fullerton guard Bobby Brown enjoyed a sterling career, scoring a school record 1,961 points and earning All-Big West First Team honors twice.

ALL-BIG WEST TEAMS

2004

FIRST TEAM

Mark Brown, Utah State
 Cardell Butler, Utah State
 Miah Davis, Pacific
 Nate Harris, Utah State
 Christian Maraker, Pacific
 Pape Sow, Cal State Fullerton

SECOND TEAM

Ian Boylan, Cal State Northridge
 Nate Carter, UC Riverside
 Tyrone Hayes, Idaho
 Spencer Nelson, Utah State
 Kevin Roberts, Long Beach State

HONORABLE MENTION

Varnie Dennis, Cal Poly
 David Doubley, Pacific
 Branduinn Fullove, UC Santa Barbara
 Jeff Gloger, UC Irvine
 Kameron Gray, Cal Poly
 Vili Morton, UC Riverside
 Tyler Newton, Pacific
 Eto Onyenegecha, Cal State Northridge
 Adam Parada, UC Irvine
 Shane Schilling, Cal Poly
 Davin White, Cal State Northridge
 Dwayne Williams, Idaho

2005

FIRST TEAM

Ian Boylan, Cal State Northridge
 David Doubley, Pacific
 Nate Harris, Utah State
 Christian Maraker, Pacific
 Spencer Nelson, Utah State
 Guillaume Yango, Pacific

SECOND TEAM

Jaycee Carroll, Utah State
 Ralph Holmes, Cal State Fullerton
 Dandrick Jones, Idaho
 Yaphett King, Cal State Fullerton
 Davin White, Cal State Northridge

HONORABLE MENTION

Bobby Brown, Cal State Fullerton
 Jamaal Brown, Cal State Fullerton
 Aaron Fitzgerald, UC Irvine
 Jibril Hodges, Long Beach State
 Jasko Korajkic, Pacific
 Anton Lyons, Idaho
 Marko Mihailovic, Pacific
 Tyler Newton, Pacific
 Chrismen Oliver, UC Santa Barbara
 Ross Schraeder, UC Irvine
 Tanoris Shepard, Idaho

2006

FIRST TEAM

Bobby Brown, Cal State Fullerton
 Aaron Fitzgerald, UC Irvine
 Jibril Hodges, Long Beach State
 Johnny Gray, Pacific
 Christian Maraker, Pacific
 Derek Stockalper, Cal Poly

SECOND TEAM

Cecil Brown, UC Santa Barbara
 Jamaal Brown, Cal State Fullerton
 Chris Devine, UC Santa Barbara
 Shawn Hawkins, Long Beach State
 Kejuan Johnson, Long Beach State
 Rickey Porter, UC Riverside
 Dawin Whiten, Cal Poly

HONORABLE MENTION

Dedrick Bates, UC Riverside
 Calvin Chitwood, Cal State Northridge
 Mike Efevberha, Cal State Northridge
 Darren Fells, UC Irvine
 Jonathan Heard, Cal State Northridge
 Ross Schraeder, UC Irvine

2007

FIRST TEAM

Bobby Brown, Cal State Fullerton
 Scott Cutley, Cal State Fullerton
 Alex Harris, UC Santa Barbara
 Kejuan Johnson, Long Beach State
 Aaron Nixon, Long Beach State
 Derek Stockalper, Cal Poly

SECOND TEAM

Anthony Brown, Pacific
 Cecil Brown, UC Santa Barbara
 Chris Devine, UC Santa Barbara
 Kevin Houston, Long Beach State
 Dawin Whiten, Cal Poly

HONORABLE MENTION

Sterling Byrd, Long Beach State
 Trae Clark, Cal Poly
 Larry Cunningham, UC Riverside
 Darren Fells, UC Irvine
 Jonathan Heard, Cal State Northridge
 Tyler McGinn, Cal Poly
 Frank Robinson, Cal State Fullerton
 Patrick Sanders, UC Irvine
 Reggie Vezia, Pacific

2008

FIRST TEAM

Scott Cutley, Cal State Fullerton
 Alex Harris, UC Santa Barbara
 Jonathan Heard, Cal State Northridge
 Steffan Johnson, Pacific
 Donovan Morris, Long Beach State
 Patrick Sanders, UC Irvine

SECOND TEAM

Josh Akognon, Cal State Fullerton
 Darren Fells, UC Irvine
 Frank Robinson, Cal State Fullerton
 Tremaine Townsend, Cal State Northridge
 Deon Tresvant, Cal State Northridge

HONORABLE MENTION

Anthony Brown, Pacific
 Calvin Chitwood, Cal State Northridge
 Trae Clark, Cal Poly
 Larry Cunningham, UC Riverside
 Chris Devine, UC Santa Barbara
 Ivan Elliott, UC Santa Barbara
 Josh Jenkins, Cal State Northridge
 James Powell, UC Santa Barbara
 Chad Troyer, Pacific

2009

FIRST TEAM

Josh Akognon, Cal State Fullerton
 Larry Anderson, Long Beach State
 Kyle Austin, UC Riverside
 Chris Devine, UC Santa Barbara
 Vince Oliver, UC Davis
 Tremaine Townsend, Cal State Northridge

SECOND TEAM

Joe Harden, UC Davis
 Michael Kirby, Pacific
 Mark Payne, UC Davis
 Titus Shelton, Cal Poly
 Eric Wise, UC Irvine

HONORABLE MENTION

Gerard Anderson, Cal State Fullerton
 Anthony Brown, Pacific
 Stephan Gilling, Long Beach State
 Rob Haynes, Cal State Northridge
 Michael Hunter, UC Irvine
 Josh Jenkins, Cal State Northridge
 Lorenzo Keeler, Cal Poly
 Bryan LeDuc, Pacific
 Donovan Morris, Long Beach State
 T.J. Robinson, Long Beach State
 Chad Troyer, Pacific

2010

FIRST TEAM

Gerard Anderson, Cal State Fullerton
 Kyle Austin, UC Riverside
 Joe Ford, Pacific
 Orlando Johnson, UC Santa Barbara
 Lorenzo Keeler, Cal Poly
 T.J. Robinson, Long Beach State

SECOND TEAM

Dominic Categori, UC Davis
 Joe Harden, UC Davis
 James Nunnally, UC Santa Barbara
 Casper Ware, Long Beach State
 Eric Wise, UC Irvine

HONORABLE MENTION

Lenny Daniel, Cal State Northridge
 Kenny Daniels, Cal State Northridge
 David Hanson, Cal Poly
 Michael Hunter, UC Irvine
 Jer'Vaughn Johnson, Cal State Fullerton
 Jacques Streeeter, Cal State Fullerton
 Sam Willard, Pacific
 Demetrece Young, Pacific

BIG WEST HONORS

All-Time First Team Selections

CAL POLY

Chris Bjorklund, 2000; Varnie Dennis, 2003; Derek Stockalper, 2006-07; Lorenzo Keeler, 2010.

CAL STATE FULLERTON

Greg Bunch, 1976-77-78; Calvin Roberts, 1979-80; Leon Wood, 1982-83-84; Kevin Henderson, 1985; Tony Neal, 1985; Cedric Ceballos, 1989-90; Bruce Bowen, 1993; Ike Harmon, 1999; Ralph Holmes, 2003; Pape Sow, 2004; Bobby Brown, 2006-07; Scott Cutley, 2007-08; Josh Akognon, 2009; Gerard Anderson, 2010.

CAL STATE NORTHRIDGE

Markus Carr, 2002; Ian Boylan, 2005; Jonathan Heard, 2008; Tremaine Townsend, 2009.

LONG BEACH STATE

George Trapp, 1970-71; Billy Jankans, 1970; Ed Ratleff, 1971-72-73; Chuck Terry, 1971-72; Roscoe Pondexter, 1973-74; Leonard Gray, 1974; Clifton Pondexter, 1974; Bob Gross, 1975; Richard Johnson, 1975; Carlos Mina, 1975; Clarence Ruffen, 1976; Lloyd McMillian, 1977; Francois Wise, 1978, 80; Rickey Williams, 1979; Michael Wiley, 1980; Craig Hodges, 1982; Morlon Wiley, 1988; Lucious Harris, 1992-93; Rod Hannibal, 1994; Joe McNaull, 1995; James Cotton, 1996-97; Rasul Salahuddin, 1996; Andrew Betts, 1998; Mate Milisa, 2000; Travis Reed, 2001-02; Ramel Lloyd, 2001; Jibril Hodges, 2006; Kejuan Johnson, 2007; Aaron Nixon, 2007; Donovan Morris, 2008; Larry Anderson, 2009; T.J. Robinson, 2010.

UC DAVIS

Vince Oliver, 2009.

UC IRVINE

Kevin Magee, 1981-82; Ben McDonald, 1983-84; Tod Murphy, 1985-86; Scott Brooks, 1987; Wayne Engelstad, 1988; Raimonds Miglinieks, 1995-96; Jerry Green, 2001-02; Jordan Harris, 2003; Aaron Fitzgerald, 2006; Patrick Sanders, 2008.

UC RIVERSIDE

Kyle Austin, 200-10.

UC SANTA BARBARA

Doug Rex, 1970-71; John Tschogl, 1970-71-72; Clarence Allen, 1973; Dave Brown, 1977; York Gross, 1983; Brian Shaw, 1988; Eric McArthur, 1990; Lucius Davis, 1992; Raymond Tutt, 1997; B.J. Bunton, 1999; Mark Hull, 2002-03; Branduinn Fullove, 2003; Alex Harris, 2007-08; Chris Devine, 2009; Orlando Johnson, 2010.

PACIFIC

John Gianelli, 1972; Jim McCargo, 1973; Leonard Armato, 1975; Myron Jordan, 1976-77; Russ Coleman, 1978; Terence Carney, 1979; Ron Cornelius, 1979-80-81; Dell Demps, 1992; Michael Jackson, 1994; Charles Terrell, 1994; Charles Jones, 1995; Michael Olowokandi, 1998; Jason Williams, 1999; Miah Davis, 2004; Christian Maraker, 2004-06; David Doubly, 2005; Guillaume Yango, 2005; Johnny Gray, 2006; Steffan Johnson, 2008; Joe Ford, 2010.

*BOISE STATE

Joe Wyatt, 1997; Roberto Bergersen, 1998-99; Abe Jackson, 2001.

*CAL STATE LOS ANGELES

Mose Adolph, 1970; Raymond Lewis, 1973; Tommie Lipsey, 1974; Billy Malory, 1974.

*FRESNO STATE

Lucius Davis, 1970; Jerry Pender, 1971-72; Charles Bailey, 1974; Roy Jones, 1975-76; Art Williams, 1978-79; Rod Higgins, 1981-82; Donald Mason, 1981-82; Bernard Thompson, 1983-84; Ron Anderson, 1984; Mitch Arnold, 1985; Jervis Cole, 1989.

*NEW MEXICO STATE

Steve Colter, 1984; Gilbert Wilburn, 1986; Kenny Travis, 1987; Johnny Roberson, 1989; Randy Brown, 1990-91; Keith Hill, 1990; Reggie Jordan, 1991; Sam Crawford, 1993; James Dockery, 1994; Rodney Walker, 1995; Louis Richardson, 1997-98; Charles Gosa, 1999; Billy Keys, 2000.

*SAN DIEGO STATE

Chris McMurray, 1972; Steve Copp, 1975-76; Will Connelly, 1976; Joel Kramer, 1977-78; Steve Malovic, 1978.

*SAN JOSE STATE

Johnnie Skinner, 1973; Ken Mickey, 1976-77; Wally Rank, 1980; Sid Williams, 1981; Chris McNealy, 1982-83; Ricky Berry, 1986-87-88; Olivier Saint-Jean, 1996.

*IDAHO

Avery Curry, 1998-99; Gordon Scott, 2000.

*NEVADA

Eathan O'Bryant, 1995; Daniel Watts, 1996; Faron Hand, 1997.

*UNLV

Sidney Green, 1983; Richie Adams, 1984-85; Anthony Jones, 1986; Freddie Banks, 1986-87; Armon Gilliam, 1987; Mark Wade, 1987; Jarvis Basnight, 1988; Stacey Augmon, 1989, 91; David Butler, 1989-90; Larry Johnson, 1990-91; Greg Anthony, 1991; Anderson Hunt, 1991; Elmore Spencer, 1992; J.R. Rider, 1992-93; Evric Gray, 1993; Dexter Boney, 1993; Kebu Stewart, 1994; Reggie Manuel, 1994.

*UTAH STATE

Dean Hunger, 1979-80; Brian Jackson, 1981; Greg Grant, 1985-86; Kevin Nixon, 1988; Reid Newey, 1989; Kendall Youngblood, 1992; Eric Franson, 1995-96; Marcus Saxon, 1997-98; Shawn Daniels, 2000-01; Troy Rolle, 2000; Bernard Rock, 2001; Tony Brown, 2002; Desmond Penigar, 2002-03; Mark Brown, 2004; Cardell Butler, 2004; Nate Harris, 2004-05; Spencer Nelson, 2005.

**former member*

Players of the Year

Year	Player, Team
1970	George Trapp, LBSU
1971	George Trapp, LBSU
1972	Ed Ratleff, LBSU
1973	Ed Ratleff, LBSU
1974	Leonard Gray, LBSU
1975	Bob Gross, LBSU
1976	Steve Copp, SDSU
	Greg Bunch, CSF
1977	Lloyd McMillian, LBSU
1978	Joel Kramer, SDSU
1979	Ron Cornelius, PAC
1980	Dean Hunger, USU
1981	Kevin Magee, UCI
1982	Kevin Magee, UCI
1983	Sidney Green, UNLV
1984	Richie Adams, UNLV
1985	Richie Adams, UNLV
1986	Greg Grant, USU
	Anthony Jones, UNLV
1987	Armon Gilliam, UNLV
1988	Brian Shaw, UCSB
1989	Stacey Augmon, UNLV
1990	Larry Johnson, UNLV
1991	Larry Johnson, UNLV
1992	Lucius Davis, UCSB
1993	J.R. Rider, UNLV
1994	Kebu Stewart, UNLV
1995	Eric Franson, USU
1996	Raimonds Miglinieks, UCI
1997	Faron Hand, NEV
1998	Michael Olowokandi, PAC
1999	Roberto Bergersen, BSU
2000	Mate Milisa, LBSU
2001	Jerry Green, UCI
2002	Jerry Green, UCI
2003	Branduinn Fullove, UCSB
2004	Miah Davis, PAC
2005	David Doubly, PAC
2006	Christian Maraker, PAC
2007	Aaron Nixon, LBSU
2008	Scott Cutley, CSF
	Alex Harris, UCSB
2009	Josh Akognon, CSF
2010	Orlando Johnson, UCSB

Coaches of the Year

Year	Coach, Team
'69-77	None Selected
1978	Boyd Grant, FSU
1979	Stan Morrison, PAC
1980	Bill Berry, SJSU
	Rod Tueller, USU
1981	Boyd Grant, FSU
1982	Boyd Grant, FSU
1983	Jerry Tarkanian, UNLV
1984	Jerry Tarkanian, UNLV
1985	Jerry Tarkanian, UNLV
1986	Bill Mulligan, UCI
1987	Jerry Tarkanian, UNLV
1988	Jerry Tarkanian, UNLV
1989	Neil McCarthy, NMSU
1990	Neil McCarthy, NMSU
1991	Jerry Tarkanian, UNLV
1992	Jerry Pimm, UCSB
	Jerry Tarkanian, UNLV
1993	Bob Thomason, PAC
1994	Stan Morrison, SJSU
1995	Larry Eustachy, USU
1996	Rod Baker, UCI
1997	Bob Thomason, PAC
1998	Larry Eustachy, USU
1999	Bob Williams, UCSB
2000	Stew Morrill, USU
2001	Pat Douglass, UCI
2002	Stew Morrill, USU
2003	Bob Williams, UCSB
2004	Bob Thomason, PAC
2005	Bob Thomason, PAC
2006	Bob Thomason, PAC
2007	Larry Reynolds, LBSU
2008	Bobby Braswell, CSUN
2009	Bobby Braswell, CSUN
2010	Bob Williams, UCSB

DEFENSIVE PLAYER OF THE YEAR

2001	Shawn Daniels, USU
2002	Vili Morton, UCR
2003	Jacoby Atako, UCSB
2004	Rashaad Powell, UI
2005	Ian Boylan, CSUN
2006	Dedrick Bates, UCR
2007	Titus Shelton, CP
2008	Frank Robinson, CSF
2009	Joe Ford, PAC
2010	Joe Ford, PAC

BEST SIXTH MAN

2001	Jerald Jenkins, UI
2002	Steve Geary, CP
2003	Lionel Benjamin, CSUN
2004	Nate Harris, USU
2005	Larry Cunningham, UCR
2006	Frank Robinson, CSF
2007	Marcus Crenshaw, CSF
2008	Deon Tresvant, CSUN
2009	Bryan LeDuc, PAC
2010	Pat Eveland, PAC

BEST HUSTLE

2001	Ron Johnson, LBSU
2002	Ron Johnson, LBSU
2003	Spencer Nelson, USU
	Nick Jones, UCSB
2004	Spencer Nelson, USU
2005	Spencer Nelson, USU
2006	Chris Devine, UCSB
2007	Terrell Jones, CSUN
2008	Chris Devine, UCSB
	Christian Soto, UCR
2009	Chris Devine, UCSB
2010	Joe Harden, UCD

Team-By-Team All-Big West Selections

School	1st	2nd	Total	Most One Year
LBSU	41	27	68	4 (1974, 75)
PAC	25	22	47	3 (1972, 2005)
UCSB	20	26	46	3 (1971, 2007)
*USU	24	22	46	4 (2004)
CSF	22	17	39	3 (2008)
*UNLV	24	9	33	5 (1991)
UCI	15	16	31	3 (1996)
*FSU	17	12	29	3 (1970, 82)
*SJSU	11	13	24	3 (1976, 81)
*NMSU	15	2	17	2 (1990, 91, 93)
*SDSU	7	8	15	3 (1975, 76)
CP	5	6	11	2 (2006, 2007)
*CSLA	4	7	11	3 (1970)
CSUN	4	5	9	3 (2008)
*NEV	3	5	8	2 (1994, 97)
*UI	3	4	7	1 (1997-2000 2003-05)
UCR	2	4	6	1 (2002-06, 09-10)
*BSU	4	2	6	1 (1997-2001)
UCD	1	4	5	3 (2009)
*UNT	0	1	1	1 (2000)

**former member*

ALL-BIG WEST FRESHMAN TEAMS

1979

Bobby Davis, Fresno State
Rod Higgins, Fresno State
Louis Bremond, UC Irvine
Craig Hodges, Long Beach State
Donald Mason, Fresno State

1980

Tyrone Bradley, Fresno State
Lance Ball, Cal State Fullerton
Bryan Roberts, UC Santa Barbara
York Gross, UC Santa Barbara
Laurence Held, Pacific

1981

*Ben McDonald, UC Irvine
Victor Green, Cal State Fullerton
Aaron McCarthy, UC Santa Barbara
Bernard Thompson, Fresno State
David Gilreath, Cal State Fullerton

1982

*Tony Neal, Cal State Fullerton
Michael Dixon, San Jose State
Gary Davis, Cal State Fullerton
Andy Rogers, Pacific
Paul Phifer, San Jose State

1983

*Greg Grant, Utah State
Rich Anema, Pacific
Ivan Verbecki, Long Beach State
Andy Franklin, Pacific
Tod Murphy, UC Irvine
Conner Henry, UC Santa Barbara

1984

*Stony Evans, San Jose State
Gerald Thomas, San Jose State
Freddie Bamks, UNLV
Brent Counts, Pacific
Reid Newey, Utah State
Gerald Wright, New Mexico State

1985

*Reggie Owens, San Jose State
Wayne Engelstad, UC Irvine
Domingo Rosario, Pacific
Richard Robinson, UNLV
James Ray Richardson, Pacific
DeAnthony Langston, Long Beach State

1986

*Mike Mitchell, Fresno State
Jervis Cole, Fresno State
Steve McGlothin, New Mexico State
Andre Purry, Long Beach State
Carlton Davenport, UC Santa Barbara
Gilbert Pete, Utah State

1987

*Carrick DeHart, UC Santa Barbara
Keith Billingslea, Fresno State
Rudy Harvey, Long Beach State
Keith Hill, New Mexico State
Victor Minniefield, Pacific
Greg Trygstad, UC Santa Barbara

1988

*Stacey Augmon, UNLV
Justin Anderson, UC Irvine
Jon Barry, Pacific
Gary Gray, UC Santa Barbara
Karl James, UNLV
Andre Sims, Fresno State

1989

*Kendall Youngblood, Utah State
Wilbert Hooker, Fresno State
Anderson Hunt, UNLV
Paul Johnson, UC Santa Barbara
Wayne Williams, Cal State Fullerton

1990

*Lucious Harris, Long Beach State
Idris Jones, UC Santa Barbara
Dylan Rigdon, UC Irvine
Kevin Logan, San Jose State
Jeff Von Lutzow, UC Irvine

1991

*Bryon Ruffner, Utah State
Walsh Jordan, Pacific
Mike Brotherton, San Jose State
Glenn Griffin, Pacific
Eric Franson, Utah State

1992

*Doug Muse, UC Santa Barbara
Nathan Wickizer, Utah State
Mike Atkinson, Long Beach State
Reggie Manuel, UNLV
Davon Satterwhite, Fresno State

1993

*Kyle Milling, UC Santa Barbara
Jon Wickizer, Utah State
Shaun Battle, UC Irvine
Chris Ford, UC Santa Barbara
Lawrence Thomas, UNLV

1994

*James Cotton, Long Beach State
Rob Ramaker, UC Santa Barbara
Jermaine Smith, UNLV
Adam Jacobsen, Pacific
Jarobi Kemp, Utah State

1995

*Kevin Simmons, UC Irvine
Chris Dade, Cal State Fullerton
Brian Keefe, UC Irvine
Eric Lee, UNLV
Corey Anders, Pacific

1996

*Charles Gosa, New Mexico State
Kenroy Jarrett, Cal State Fullerton
Mark Richardson, Cal State Fullerton
Aaron Brodt, New Mexico State
Clay McKnight, UC Irvine

1997

*Mike Wozniak, Cal Poly
Mitch Ohnstad, Cal Poly
Brian Johnson, UC Irvine
Juma Jackson, UC Irvine
Andrew Carlson, UC Irvine

1998

*Chris Bjorklund, Cal Poly
Kejuan Woods, Boise State
Jabbar Washington, Cal Poly
Ben Jones, UC Irvine
Brandon Payton, UC Santa Barbara

1999

*Jerry Green, UC Irvine
Eric Channing, New Mexico State
Deginald Erskin, North Texas
Dexter Tennell, North Texas
Tony Brown, Utah State

2000

*Chris Davis, North Texas
Terrance Green, Nevada
Greg Ethington, UC Irvine
Mark Hull, UC Santa Barbara
Jason Miller, North Texas
Tom Cockle, Pacific

2001

*Jamaal Scott, Cal Poly
Adam Parada, UC Irvine
Branduinn Fullove, UC Santa Barbara
Nick Jones, UC Santa Barbara
Varnie Dennis, Cal Poly
Booker Nabors, Boise State
Stanislav Zuzak, UC Irvine

2002

*Ian Boylan, Cal State Northridge
Chris Davis, Cal State Northridge
Joe Frazier, Cal State Northridge
Chris Jenkins, Long Beach State
Rickey Porter, UC Riverside



Ian Boylan was part of a solid Cal State Northridge incoming class and was selected the 2001-02 Big West Freshman of the Year.

ALL-BIG WEST FRESHMAN TEAMS

2003

*Nate Carter, UC Riverside
 Jeff Gloger, UC Irvine
 Nate Harris, Utah State
 Jibril Hodges, Long Beach State
 Christian Maraker, Pacific

2004

*Bobby Brown, Cal State Fullerton
 Louis Darby, Long Beach State
 Lucian Graham, Long Beach State
 Kevin Houston, Long Beach State
 Thomas Shewmake, Cal State Northridge

2005

*Jaycee Carroll, Utah State
 Calvin Chitwood, Cal State Northridge
 Larry Cunningham, UC Riverside
 Alex Harris, UC Santa Barbara
 Jonathan Heard, Cal State Northridge
 Dawin Whiten, Cal Poly

2006

*Trae Clark, Cal Poly
 Anthony Brown, Pacific
 Steffan Johnson, Pacific
 Adam Templeton, UC Irvine
 Chaz Thomas, Cal Poly

2007

*Henrik Thomsen, UC Riverside
 Chad DeCasas, UC Irvine
 Michael Hunter, UC Irvine
 Justin Joyner, UC Santa Barbara
 James Powell, UC Santa Barbara

2008

*Mark Payne, UC Davis
 Jalonni Diggs, UC Riverside
 Shawn Lewis, Cal Poly
 Greg Plater, Long Beach State
 Terrell Smith, Pacific

2009

*Larry Anderson, Long Beach State
 T.J. Robinson, Long Beach State
 Jacques Streeter, Cal State Fullerton
 Casper Ware, Long Beach State
 Eric Wise, UC Irvine

2010

*Julian Welch, UC Davis
 Allen Huddleston, Pacific
 Lateef McMullan, UC Riverside
 Kyle Odister, Cal Poly
 Ryan Sypkens, UC Davis

* Freshman of the Year

Freshmen of the Year

<u>Year</u>	<u>Player, Team</u>
1981	Ben McDonald, UCI
1982	Tony Neal, CSF
1983	Greg Grant, USU
1984	Stony Evans, SJSU
1985	Reggie Owens, SJSU
1986	Mike Mitchell, FS
1987	Carrick DeHart, UCSB
1988	Stacey Augmon, UNLV
1989	Kendall Youngblood, USU
1990	Lucious Harris, LBSU
1991	Bryon Ruffner, USU
1992	Doug Muse, UCSB
1993	Kyle Milling, UCSB
1994	James Cotton, LBSU
1995	Kevin Simmons, UCI
1996	Charles Gosa, NMSU
1997	Mike Wozniak, CP
1998	Chris Bjorklund, CP
1999	Jerry Green, UCI
2000	Chris Davis, UNT
2001	Jamaal Scott, CP
2002	Ian Boylan, CSUN
2003	Nate Carter, UCR
2004	Bobby Brown, CSF
2005	Jaycee Carroll, USU
2006	Trae Clark, CP
2007	Henrik Thomsen, UCR
2008	Mark Payne, UCD
2009	Larry Anderson, LBSU
2010	Julian Welch, UCD

Note - The Big West first selected an All-Freshman team in 1979 and a Freshman of the Year in 1981.

BIG WEST PLAYERS OF THE WEEK

1970
 Jan. 12 Morris Thomas, Cal State Los Angeles
 Jan. 19 George Trapp, Long Beach State
 Jan. 26 Mose Adolph, Cal State Los Angeles
 Feb. 9 Lucius Davis, Fresno State
 Feb. 16 Ron Knight, Cal State Los Angeles
 Feb. 23 Doug Rex, UC Santa Barbara

1970-71
 Jan. 11 Ed Ratleff, Long Beach State
 Jan. 18 Mose Adolph, Cal State Los Angeles
 Jan. 25 Von Jacobsen, San Diego State
 Feb. 1 Jerry Pender, Fresno State
 Feb. 8 George Trapp, Long Beach State
 Feb. 15 John Tschogl, UC Santa Barbara

1971-72
 Jan. 10 Ed Ratleff, Long Beach State
 Jan. 17 John Errecart, Pacific
 Jan. 24 Jerry Pender, Fresno State
 Michael Jackson, Cal State Los Angeles
 Jan. 31 John Gianelli, Pacific
 Feb. 7 John Tschogl, UC Santa Barbara
 Feb. 14 John Gianelli, Pacific
 Feb. 21 Chris McMurray, San Diego State
 Feb. 28 Johnnie Skinner, San Jose State
 Chuck Terry, Long Beach State
 Mar. 5 Mose Adolph, Cal State Los Angeles
 John Gianelli, Pacific

1972-73
 Jan. 8 Johnnie Skinner, San Jose State
 Jan. 15 Ed Ratleff, Long Beach State
 Jim McCargo, Pacific
 Jan. 22 Brad McNamara, San Diego State
 Clarence Metcalfe, Fresno State
 Jan. 29 Raymond Lewis, Cal State Los Angeles
 Feb. 5 Leonard Gray, Long Beach State
 Steve Copp, San Diego State
 Feb. 12 Roscoe Pondexter, Long Beach State
 Alfonso Brigham, Cal State Los Angeles
 Feb. 26 Raymond Lewis, Cal State Los Angeles
 Mar. 5 Ed Ratleff, Long Beach State
 Bob Schachter, UC Santa Barbara

1973-74
 Dec. 2 Clarence Allen, UC Santa Barbara
 Dec. 9 Charles Bailey, Fresno State
 Jan. 7 Jay Hanseth, UC Santa Barbara
 Jan. 14 Leonard Gray, Long Beach State
 Jan. 21 John Anderson, San Diego State
 Jan. 28 Glenn McDonald, Long Beach State
 Bob Taylor, Cal State Los Angeles
 Pat O'Leary, Fresno State
 Feb. 4 Bob Gross, Long Beach State
 Alfonso Brigham, CS Los Angeles
 Feb. 11 Charles Bailey, Fresno State
 Clifton Pondexter, Long Beach State
 Steve Becker, UC Santa Barbara
 Feb. 18 Clifton Pondexter, Long Beach State
 Clarence Allen, UC Santa Barbara
 Feb. 25 Charles Bailey, Fresno State
 Bill Mallory, Cal State Los Angeles
 Mar. 4 Allen Bunting, San Diego State

1974-75
 Jan. 27 Bob Gross, Long Beach State
 Pete Miller, San Jose State
 Keith Young, Pacific
 Feb. 3 Bob Kovach, San Diego State
 Pat Barrett, San Jose State
 Feb. 10 Earl Hogue, San Jose State
 Roy Jones, Fresno State
 Feb. 17 Allen Bunting, San Diego State
 Duane Bonner, Cal State Fullerton
 Feb. 24 Pat O'Leary, Fresno State
 Richard Johnson, Long Beach State
 Mar. 3 Roy Jones, Fresno State
 Bob Gross, Long Beach State

1975-76
 Jan. 26 Larry Hudson, Long Beach State
 Ken Mickey, San Jose State
 Feb. 2 Greg Bunch, Cal State Fullerton
 Steve Copp, San Diego State
 Steve Sincok, San Jose State
 Feb. 17 Keith Anderson, Cal State Fullerton
 Anthony McGee, Long Beach State
 Will Connelly, San Diego State
 Feb. 23 Ken Mickey, San Jose State
 Mar. 1 Roy Jones, Fresno State
 Greg Bunch, Cal State Fullerton
 Steve Copp, San Diego State

1976-77
 Jan. 10 Richard Johnson, Long Beach State
 Jan. 17 Ken Mickey, San Jose State
 Jan. 24 Presnell Gilbert, San Diego State
 Jan. 31 Larry Hudson, Long Beach State
 Feb. 7 Ken Mickey, San Jose State
 Terence Carney, Pacific
 Feb. 14 Lloyd McMillian, Long Beach State
 Myron Jordan, Pacific
 Feb. 22 Richard Johnson, Long Beach State
 Tex Walker, UC Santa Barbara
 Mar. 1 Mark Delsman, San Diego State

1977-78
 Jan. 16 Sid Williams, San Jose State
 Jan. 24 Greg Bunch, Cal State Fullerton
 Wayne Smith, UC Irvine
 Jan. 31 Wayne Smith, UC Irvine
 Feb. 7 Joel Kramer, San Diego State
 Wally Rank, San Jose State
 Feb. 14 Art Williams, Fresno State
 Francois Wise, Long Beach State
 Feb. 21 Russ Coleman, Pacific
 Feb. 28 Keith Anderson, Cal State Fullerton
 Kim Goetz, San Diego State

1978-79
 Jan. 15 Mike Niles, Cal State Fullerton
 Jan. 22 Calvin Roberts, Cal State Fullerton
 Dean Hunger, Utah State
 Jan. 29 Jerry Ocasio, UC Santa Barbara
 Feb. 5 Matt Waldron, Pacific
 Feb. 12 Steve McGuire, UC Irvine
 Feb. 19 Matt Maderos, UC Santa Barbara
 Feb. 26 Ron Cornelius, Pacific

1979-80
 Jan. 12 Rich McElrath, Utah State
 Jan. 19 Dean Hunger, Utah State
 Jan. 26 Michael Wiley, Long Beach State
 Francois Wise, Long Beach State
 Feb. 2 Michael Wiley, Long Beach State
 Feb. 9 Francois Wise, Long Beach State
 Feb. 16 Brian Jackson, Utah State
 Feb. 23 Ron Cornelius, Pacific

1980-81
 Jan. 19 Kevin Magee, UC Irvine
 Jan. 26 Doug Murrey, San Jose State
 Feb. 2 Rod Higgins, Fresno State
 Feb. 9 Dino Gregory, Long Beach State
 Feb. 16 Brian Jackson, Utah State
 Feb. 23 Donald Mason, Fresno State
 Mar. 2 Walt Evans, UC Santa Barbara

1981-82
 Dec. 7 Kevin Magee, UC Irvine
 Dec. 14 Rod Higgins, Fresno State
 Dec. 21 Randy Whieldon, UC Irvine
 Dec. 28 Leo Cunningham, Utah State
 Jan. 4 Mario Gaines, UC Santa Barbara
 Jan. 11 Chris McNealy, San Jose State
 Jan. 18 Richard Anderson, UC Santa Barbara

Jan. 25 Bernard Thompson, Fresno State
 Feb. 1 Kevin Magee, UC Irvine
 Feb. 8 Craig Hodges, Long Beach State
 Matt Waldron, Pacific
 Leon Wood, Cal State Fullerton
 Feb. 15 Leon Wood, Cal State Fullerton
 Feb. 22 Craig Hodges, Long Beach State
 Mar. 1 Leon Wood, Cal State Fullerton

1982-83
 Dec. 3 Sidney Green, UNLV
 Dec. 11 Bernard Thompson, Fresno State
 Dec. 18 Greg Grant, Utah State
 Dec. 23 Chris McNealy, San Jose State
 Jan. 3 York Gross, UC Santa Barbara
 Jeff Collins, UNLV
 Jan. 9 Leon Wood, Cal State Fullerton
 Drew Rodgers, Pacific
 Jan. 16 York Gross, UC Santa Barbara
 Jan. 23 Ben McDonald, UC Irvine
 Jan. 30 Sidney Green, UNLV
 Feb. 6 Bernard Thompson, Fresno State
 Feb. 13 Ricky Mixon, Cal State Fullerton
 Feb. 20 Larry Anderson, UNLV
 Feb. 27 Tony Neal, Cal State Fullerton
 Bob Thornton, UC Irvine
 Mar. 6 Ron Anderson, Fresno State

1983-84
 Dec. 5 Leon Wood, Cal State Fullerton
 Dec. 12 Ed Catchings, UNLV
 Dec. 19 Steve Colter, New Mexico State
 Dec. 27 Greg Grant, Utah State
 Jan. 3 Ron Anderson, Fresno State
 Jan. 9 Danny Tarkanian, UNLV
 Jan. 16 Leon Wood, Cal State Fullerton
 Jan. 23 Andre Patterson, New Mexico State
 George Turner, UC Irvine
 Jan. 30 Richie Adams, UNLV
 Tod Murphy, UC Irvine
 Feb. 6 Greg Grant, Utah State
 Feb. 13 Joedy Gardner, Long Beach State
 Feb. 20 Ron Anderson, Fresno State
 Feb. 27 Mitch Arnold, Fresno State
 Mar. 5 Ben McDonald, UC Irvine

1984-85
 Dec. 17 Vince Washington, Utah State
 Dec. 24 Armon Gilliam, UNLV
 Dec. 31 Ward Farris, San Jose State
 Jan. 7 Tod Murphy, UC Irvine
 Jan. 14 Kevin Henderson, Cal State Fullerton
 Jan. 21 Armon Gilliam, UNLV
 Andy Franklin, Pacific
 Jan. 28 Johnny Rogers, UC Irvine
 Feb. 4 Scott Fisher, UC Santa Barbara
 Kevin Henderson, Cal State Fullerton
 Greg Grant, Utah State
 Feb. 11 Gilbert Wilburn, New Mexico State
 Feb. 18 Scott Barnes, Fresno State
 Mar. 4 Reggie Owens, San Jose State

1985-86
 Dec. 16 Kevin Henderson, Cal State Fullerton
 Tod Murphy, UC Irvine
 Dec. 23 Ricky Berry, San Jose State
 Dec. 30 Freddie Banks, UNLV
 Jan. 6 Gilbert Wilburn, New Mexico State
 Greg Grant, Utah State
 Jan. 13 Khris Fortson, UC Santa Barbara
 Jan. 20 Kenny Travis, New Mexico State
 Jan. 27 Gilbert Wilburn, New Mexico State
 Feb. 3 Kenny Travis, New Mexico State
 Feb. 10 Greg Grant, Utah State
 Feb. 17 Johnny Rogers, UC Irvine
 Feb. 24 Freddie Banks, UNLV
 Gilbert Wilburn, New Mexico State
 Mar. 3 Rich Anema, Pacific

BIG WEST PLAYERS OF THE WEEK

1986-87

Dec. 8 Kenny Travis, New Mexico State
 Dec. 15 Henry Turner, Cal State Fullerton
 Dec. 22 Richard Morton, Cal State Fullerton
 Dec. 29 Armon Gilliam, UNLV
 Jan. 5 Mark Wade, UNLV
 Jan. 12 Freddie Banks, UNLV
 Scott Brooks, UC Irvine
 Jan. 19 Ricky Berry, San Jose State
 Jan. 26 Wayne Engelstad, UC Irvine
 Feb. 2 Freddie Banks, UNLV
 Armon Gilliam, UNLV
 Feb. 9 Richard Morton, Cal State Fullerton
 Feb. 16 Kenny Travis, New Mexico State
 Feb. 23 Carrick DeHart, UC Santa Barbara
 Mar. 2 Ricky Berry, San Jose State

1987-88

Dec. 7 Carrick DeHart, UC Santa Barbara
 Dec. 15 Jeff Anderson, Utah State
 Dec. 21 Wayne Engelstad, UC Irvine
 Dec. 28 Brian Shaw, UC Santa Barbara
 Jan. 4 Virgil Harris, New Mexico State
 Jan. 11 Kevin Nixon, Utah State
 Jan. 18 Stacey Augmon, UNLV
 Wayne Engelstad, UC Irvine
 Jan. 25 Ricky Berry, San Jose State
 Feb. 1 Andre Purry, Long Beach State
 Feb. 8 Dan Conway, Utah State
 Brian Shaw, UC Santa Barbara
 Feb. 15 Jervis Cole, Fresno State
 Feb. 22 Gerald Paddio, UNLV
 Feb. 29 Mike Doyle, UC Santa Barbara
 Mar. 7 Henry Turner, Cal State Fullerton

1988-89

Dec. 12 Cedric Ceballos, Cal State Fullerton
 Dec. 19 David Butler, UNLV
 Jan. 3 Eric McArthur, UC Santa Barbara
 Jan. 9 Anderson Hunt, UNLV
 Jan. 16 Jervis Cole, Fresno State
 Jan. 23 Cedric Ceballos, Cal State Fullerton
 Jan. 30 John Hatten, Long Beach State
 Johnny Roberson, New Mexico State
 Feb. 6 Ricky Butler, UC Irvine
 Dan Conway, Utah State
 Feb. 13 Wayne Williams, Cal State Fullerton
 Feb. 20 Mike Doktorczyk, UC Irvine
 Feb. 27 Mike Doyle, UC Santa Barbara
 Mar. 6 Keith Hill, New Mexico State

1989-90

Nov. 27 Larry Johnson, UNLV
 Dec. 4 Carrick DeHart, UC Santa Barbara
 Dec. 11 James Anderson, New Mexico State
 Dec. 18 Troy Batiste, San Jose State
 Dec. 26 Eric McArthur, UC Santa Barbara
 Jan. 2 Anderson Hunt, UNLV
 Jan. 8 Lucious Harris, Long Beach State
 Jan. 15 Randy Brown, New Mexico State
 Keith Hill, New Mexico State
 Jan. 22 Darrel White, Utah State
 Jan. 29 Larry Johnson, UNLV
 Feb. 5 Cedric Ceballos, Cal State Fullerton
 Eric McArthur, UC Santa Barbara
 Feb. 12 Moses Scurry, UNLV
 Feb. 19 Kenne Young, San Jose State
 Feb. 26 Dylan Rigdon, UC Irvine
 Mar. 5 Dell Demps, Pacific

1990-91

Dec. 10 Joe Small, Cal State Fullerton
 Dec. 17 Larry Johnson, UNLV
 Jan. 2 Joe Small, Cal State Fullerton
 Jan. 7 Jay Goodman, Utah State
 Jan. 14 Larry Johnson, UNLV
 Jan. 21 Terry Cannon, San Jose State
 Reggie Jordan, New Mexico State
 Jan. 28 Anderson Hunt, UNLV
 Ricky Butler, UC Irvine
 Feb. 4 Stacey Augmon, UNLV
 Kendall Youngblood, Utah State
 Feb. 11 Larry Johnson, UNLV
 Feb. 18 Don Lyttle, Pacific
 Feb. 25 Bobby Sears, Long Beach State
 Mar. 4 Larry Johnson, UNLV
 Gary Gray, UC Santa Barbara
 Kendall Youngblood, Utah State

1991-92

Dec. 2 Elmore Spencer, UNLV
 Sam Crawford, New Mexico State
 Dec. 9 Lucius Davis, UC Santa Barbara
 Dec. 16 Agee Ward, Cal State Fullerton
 Dec. 23 Terry Cannon, San Jose State
 Dec. 30 Agee Ward, Cal State Fullerton
 Jan. 6 Lucious Harris, Long Beach State
 Jan. 13 Evric Gray, UNLV
 Jan. 20 Bryon Russell, Long Beach State
 Jan. 27 J.R. Rider, UNLV
 Lucius Davis, UC Santa Barbara
 Feb. 3 Lucius Davis, UC Santa Barbara
 Feb. 10 J.R. Rider, UNLV
 Feb. 17 Kendall Youngblood, Utah State
 Feb. 24 Lucious Harris, Long Beach State
 Mar. 2 Lucius Davis, UC Santa Barbara
 Kendall Youngblood, Utah State
 Mar. 9 Dell Demps, Pacific

1992-93

Dec. 14 Jeff Von Lutzow, UC Irvine
 Dec. 21 Don Leary, Cal State Fullerton
 Dec. 28 Rod Hay, Utah State
 Jan. 4 Lucious Harris, Long Beach State
 Jan. 11 Bryon Russell, Long Beach State
 Jan. 18 J.R. Rider, UNLV
 Jan. 25 J.R. Rider, UNLV
 Feb. 1 Sam Crawford, New Mexico State
 Feb. 8 Jay Goodman, Utah State
 Feb. 15 Tony Amundsen, Pacific
 Feb. 22 Aaron Sunderland, Cal State Fullerton
 Mar. 1 J.R. Rider, UNLV
 Mar. 8 Sam Crawford, New Mexico State

1993-94

Dec. 7 Michael Jackson, Pacific
 Dec. 14 Lance Jackson, New Mexico State
 Dec. 20 Reggie Manuel, UNLV
 Dec. 27 Jimmy Moore, Nevada
 Jan. 3 Chris Brown, UC Irvine
 Jan. 10 James Dockery, New Mexico State
 Jan. 17 Reggie Manuel, UNLV
 Jan. 24 Terry Cannon, San Jose State
 Jan. 31 Rod Hannibal, Long Beach State
 Thomas Wyatt, New Mexico State
 Feb. 7 Jerry Hogan, Nevada
 Feb. 14 Mike Atkinson, Long Beach State
 Feb. 21 Kebu Stewart, UNLV
 Feb. 28 Chris Brown, UC Irvine
 Mar. 7 Nate Wickizer, Utah State

1994-95

Nov. 29 Thomas Wyatt, New Mexico State
 Dec. 6 Eric Franson, Utah State
 Dec. 13 Charles Jones, Pacific
 Dec. 19 Winston Peterson, Cal State Fullerton
 Brian Green, Nevada
 Dec. 27 Kevin Simmons, UC Irvine
 Jan. 3 Eric Franson, Utah State
 Jan. 9 Eric Franson, Utah State
 Jan. 16 Eathan O'Bryant, Nevada
 Jan. 23 Eathan O'Bryant, Nevada
 Jan. 30 Raimonds Miglinieks, UC Irvine
 Feb. 6 Joe McNaull, Long Beach State
 Feb. 13 Brian Green, Nevada
 Feb. 20 Corwin Woodard, Utah State
 Feb. 27 Brad Quinet, San Jose State
 Mar. 6 Rodney Walker, New Mexico State

1995-96

Dec. 5 Brian Green, Nevada
 Dec. 10 James Cotton, Long Beach State
 Dec. 19 Daniel Watts, Nevada
 Dec. 26 Rasul Salahuddin, Long Beach State
 Roy Hammonds, San Jose State
 Jan. 2 Jermaine Smith, UNLV
 Jan. 8 James Cotton, Long Beach State
 Kevin Simmons, UC Irvine
 Jan. 15 Mark Flick, UC Santa Barbara
 Jan. 22 Brian Green, Nevada
 Jan. 29 Raimonds Miglinieks, UC Irvine
 Enoch Davis, New Mexico State
 Daniel Watts, Nevada
 Feb. 5 Olivier Saint-Jean, San Jose State
 Feb. 12 Damien Edwards, Nevada
 Feb. 19 Brian Keefe, UC Irvine
 Feb. 26 Adam Jacobsen, Pacific
 Mar. 4 Sam Allen, San Jose State

1996-97

Dec. 2 James Cotton, Long Beach State
 Dec. 9 Chris Dade, Cal State Fullerton
 Dec. 16 John Williams, Cal State Fullerton
 Dec. 23 Maurice Spillers, Utah State
 Dec. 30 Antoine Hubbard, New Mexico State
 Jan. 6 Raymond Tutt, UC Santa Barbara
 Jan. 13 Faron Hand, Nevada
 Jan. 20 Raymond Tutt, UC Santa Barbara
 Jan. 27 Rayne Mahaffey, Pacific
 Feb. 3 Faron Hand, Nevada
 Enoch Davis, New Mexico State
 Feb. 10 Raymond Tutt, UC Santa Barbara
 T.J. Atkins, North Texas
 Feb. 17 James Cotton, Long Beach State
 Feb. 24 Raymond Tutt, UC Santa Barbara
 Mar. 2 Antoine Hubbard, New Mexico State

1997-98

Dec. 1 Robin Kennedy, Nevada
 Dec. 8 Michael Olowokandi, Pacific
 Dec. 15 Roberto Bergersen, Boise State
 Adam Jacobsen, Pacific
 Dec. 22 Donnie Johnson, Utah State
 Dec. 29 Andrew Betts, Long Beach State
 Jan. 5 Denmark Reid, New Mexico State
 Jan. 12 Roberto Bergersen, Boise State
 Avery Curry, Idaho
 Jan. 19 Andrew Betts, Long Beach State
 Jan. 26 Michael Olowokandi, Pacific
 Feb. 2 Charles Gosa, New Mexico State
 Avery Curry, Idaho
 Feb. 9 Roberto Bergersen, Boise State
 Feb. 16 Michael Olowokandi, Pacific
 Feb. 23 Michael Olowokandi, Pacific
 Mar. 2 Michael Olowokandi, Pacific

BIG WEST PLAYERS OF THE WEEK

1998-99

Nov. 23	Mike Wozniak, Cal Poly
Nov. 30	Matt Caldwell, Cal State Fullerton
Dec. 7	Roberto Bergersen, Boise State
Dec. 14	Roberto Bergersen, Boise State
Dec. 21	Jeremiah Mayes, Cal Poly
Jan. 4	Roberto Bergersen, Boise State
	Ramel Lloyd, Long Beach State
Jan. 11	Clay McKnight, Pacific
Jan. 18	B.J. Bunton, UC Santa Barbara
Jan. 25	Charles Gosa, New Mexico State
	Ike Harmon, Cal State Fullerton
Feb. 1	Derrick Allen, UC Santa Barbara
	Donnie Johnson, Utah State
Feb. 8	Roberto Bergersen, Boise State
Feb. 15	Troy Rolle, Utah State
Feb. 22	Dexter Tennell, North Texas
	Donnie Johnson, Utah State
Mar. 1	Deginald Erskin, North Texas

1999-2000

Nov. 23	Adrian McCullough, Nevada
Nov. 30	Jerry Green, UC Irvine
Dec. 6	Chris Bjorklund, Cal Poly
Dec. 13	Eric Channing, New Mexico State
Dec. 20	Mate Milisa, Long Beach State
Dec. 27	Mate Milisa, Long Beach State
Jan. 3	Billy Keys, New Mexico State
Jan. 10	James Williams, Long Beach State
Jan. 17	Terrance Green, Nevada
Jan. 24	Shawn Daniels, Utah State
	Mate Milisa, Long Beach State
Jan. 31	Chris Davis, North Texas
Feb. 7	Brandon Payton, UC Santa Barbara
Feb. 14	Justin Lyons, Boise State
Feb. 21	Jason King, Cal Poly
Feb. 28	Tony Brown, Utah State
Mar. 6	Tommy Zapata, Nevada

2000-01

Nov. 20	Tony Brown, Utah State
Nov. 27	Lemi Williams, Long Beach State
Dec. 4	Abe Jackson, Boise State
Dec. 11	Abe Jackson, Boise State
Dec. 18	Jamaal Scott, Cal Poly
Dec. 26	Jerry Green, UC Irvine
	Travis Reed, Long Beach State
Jan. 2	Malachi Edmond, UC Irvine
Jan. 8	Jerry Green, UC Irvine
Jan. 15	Jerry Green, UC Irvine
	Curtis Bobb, Utah State
Jan. 22	Ramel Lloyd, Long Beach State
Jan. 29	Travis Reed, Long Beach State
Feb. 5	Mike Vukovich, UC Santa Barbara
Feb. 12	Shawn Daniels, Utah State
Feb. 19	Travis Reed, Long Beach State
Feb. 26	Jerry Green, UC Irvine
	Nick Jones, UC Santa Barbara
Mar. 5	Abe Jackson, Boise State

2001-02

Nov. 19	Demetrius Jackson, Pacific
Nov. 26	Desmond Penigar, Utah State
Dec. 3	Desmond Penigar, Utah State
Dec. 10	Pape Sow, Cal State Fullerton
Dec. 17	Brandon Beeson, Cal Poly
Dec. 24	Mark Hull, UC Santa Barbara
Dec. 31	Jerry Green, UC Irvine
	Tony Brown, Utah State
Jan. 7	Brandon Beeson, Cal Poly
Jan. 14	Jerry Green, UC Irvine
Jan. 21	Markus Carr, Cal State Northridge
	Adama Ndiaye, UC Santa Barbara
Jan. 28	Markus Carr, Cal State Northridge
Feb. 4	Travis Reed, Long Beach State
Feb. 11	Desmond Penigar, Utah State
Feb. 18	Travis Reed, Long Beach State
Feb. 25	Jerry Green, UC Irvine
Mar. 4	Kevin Roberts, Long Beach State

2002-03

Nov. 26	Dwayne Williams, Idaho
Dec. 2	Mark Brown, Utah State
Dec. 9	Ian Boylan, Cal State Northridge
Dec. 16	Christian Maraker, Pacific
	Armand Thomas, Cal State Northridge
Dec. 23	Desmond Penigar, Utah State
Dec. 30	Christian Maraker, Pacific
Jan. 6	Demetrius Jackson, Pacific
Jan. 13	Spencer Nelson, Utah State
Jan. 20	Mike Hood, UC Irvine
	Branduinn Fullove, UC Santa Barbara
Jan. 27	Curtis Slaughter, Cal State Northridge
Feb. 3	Demetrius Jackson, Pacific
Feb. 10	Mike Hood, UC Irvine
Feb. 17	Jordan Harris, UC Irvine
Feb. 24	Tony Darden, Long Beach State
Mar. 3	Tyrone Hayes, Idaho
Mar. 10	Branduinn Fullove, UC Santa Barbara

2003-04

Nov. 24	Nick Enzweiler, Cal Poly
Dec. 1	Mark Brown, Utah State
Dec. 8	Bobby Brown, Cal State Fullerton
Dec. 15	Anthony Bolton, Cal State Fullerton
Dec. 22	Casey Cook, UC Santa Barbara
Dec. 29	Kameron Gray, Cal Poly
Jan. 6	Louis Darby, Long Beach State
Jan. 12	Spencer Nelson, Utah State
Jan. 19	Adam Parada, UC Irvine
	Nate Harris, Utah State
Jan. 26	Nate Harris, Utah State
Feb. 2	Nate Harris, Utah State
Feb. 9	Miah Davis, Pacific
	Dwayne Williams, Idaho
Feb. 16	Miah Davis, Pacific
Feb. 23	Ian Boylan, Cal State Northridge
Mar. 1	Guillaume Yango, Pacific
Mar. 8	Pape Sow, Cal State Fullerton

2004-05

Nov. 22	Josh Davis, UC Santa Barbara
Nov. 29	Rickey Porter, UC Riverside
Dec. 6	Nate Harris, Utah State
Dec. 13	Nick Enzweiler, Cal Poly
	Bobby Brown, Cal State Fullerton
Dec. 20	Ross Schraeder, UC Irvine
	Spencer Nelson, Utah State
Dec. 27	Dandrick Jones, Idaho
Jan. 3	Christian Maraker, Pacific
Jan. 10	Davin White, Cal State Northridge
Jan. 17	Davin White, Cal State Northridge
	Guillaume Yango, Pacific
Jan. 24	David Doubley, Pacific
Jan. 31	Spencer Nelson, Utah State
Feb. 7	Spencer Nelson, Utah State
Feb. 14	Guillaume Yango, Pacific
Feb. 21	Bobby Brown, Cal State Fullerton
Feb. 28	Ralph Holmes, Cal State Fullerton
Mar. 5	Guillaume Yango, Pacific

2005-06

Nov. 21	Darren Fells, UC Irvine
Nov. 28	Mike Efevberha, Cal State Northridge
Dec. 5	Christian Maraker, Pacific
Dec. 12	Christian Maraker, Pacific
Dec. 19	Christian Maraker, Pacific
Dec. 26	Bobby Brown, Cal State Fullerton
Jan. 2	Bobby Brown, Cal State Fullerton
Jan. 9	Rickey Porter, UC Riverside
Jan. 16	Aaron Fitzgerald, UC Irvine
Jan. 23	Dawin Whiten, Cal Poly
Jan. 30	Tyler McGinn, Cal Poly
Feb. 6	Anthony Esparza, Pacific
Feb. 13	Cecil Brown, UC Santa Barbara
Feb. 20	Shawn Hawkins, Long Beach State
Feb. 27	Mike Webb, Pacific
Mar. 6	Steve Williams, UC Riverside

Most Player of the Week Honors

Career	
Name, School	No.
Jerry Green, UC Irvine	8
Roberto Bergersen, Boise State	7
Bobby Brown, Cal State Fullerton	6
Christian Maraker, Pacific	6
Larry Johnson, UNLV	6
Greg Grant, Utah State	6
Leon Wood, Cal State Fullerton	6
Donovan Morris, Long Beach State	5
Alex Harris, UC Santa Barbara	5
Aaron Nixon, Long Beach State	5
Travis Reed, Long Beach State	5
Michael Olowokandi, Pacific	5
J.R. Rider, UNLV	5
Spencer Nelson, Utah State	5
Josh Akognon, Cal State Fullerton	4
Raymond Tutt, UC Santa Barbara	4
James Cotton, Long Beach State	4
Brian Green, Nevada	4
Lucius Davis, UC Santa Barbara	4
Kendall Youngblood, Utah State	4
Lucious Harris, Long Beach State	4
Ricky Berry, San Jose State	4
Kenny Travis, New Mexico State	4
Gilbert Wilburn, New Mexico State	4
Armon Gilliam, UNLV	4
Ken Mickey, San Jose State	4
Ed Ratleff, Long Beach State	4
Desmond Penigar, Utah State	4
Guillaume Yango, Pacific	4
Nate Harris, Utah State	4
Kyle Austin, UC Riverside	3
Chris Devine, UC Santa Barbara	3
Demetrius Jackson, Pacific	3
Tony Brown, Utah State	3
Donnie Johnson, Utah State	3
Mate Milisa, Long Beach State	3
Abe Jackson, Boise State	3
Eric Franson, Utah State	3
Sam Crawford, New Mexico State	3
Eric McArthur, UC Santa Barbara	3
Cedric Ceballos, Cal State Fullerton	3
Anderson Hunt, UNLV	3
Carrick DeHart, UC Santa Barbara	3
Wayne Engelstad, UC Irvine	3
Tod Murphy, UC Irvine	3
Ron Anderson, Fresno State	3
Bernard Thompson, Fresno State	3
Kevin Magee, UC Irvine	3
Francois Wise, Long Beach State	3
Richard Johnson, Long Beach State	3
Greg Bunch, Cal State Fullerton	3
Bob Gross, Long Beach State	3
Roy Jones, Fresno State	3
Clifton Pondexter, Long Beach State	3
Steve Copp, San Diego State	3
Mose Adolph, Cal State Los Angeles	3
Charles Bailey, Fresno State	3
John Gianelli, Pacific	3

BIG WEST PLAYERS OF THE WEEK

2006-07

- Nov. 13 Alex Harris, UC Santa Barbara
- Nov. 20 Chris Devine, UC Santa Barbara
- Nov. 27 Justin Burns, Cal State Fullerton
- Dec. 4 Calvin Chitwood, Cal State Northridge
- Dec. 11 Aaron Nixon, Long Beach State
- Dec. 18 Bobby Brown, Cal State Fullerton
- Dec. 26 Sterling Byrd, Long Beach State
- Jan. 2 Alex Harris, UC Santa Barbara
- Jan. 8 Aaron Nixon, Long Beach State
- Jan. 15 Jonathan Heard, Cal State Northridge
- Jan. 22 Aaron Nixon, Long Beach State
- Jan. 29 Scott Cutley, Cal State Fullerton
- Feb. 5 Larry Cunningham, UC Riverside
- Feb. 12 Dawin Whiten, Cal Poly
- Aaron Nixon, Long Beach State
- Feb. 19 Derek Stockalper, Cal Poly
- Feb. 26 Dreshawn Vance, Cal Poly
- Mar. 5 Aaron Nixon, Long Beach State

2007-08

- Nov. 12 Steffan Johnson, Pacific
- Nov. 19 Kevin Bland, UC Irvine
- Nov. 26 Alex Harris, UC Santa Barbara
- Dec. 3 James Powell, UC Santa Barbara
- Tremaine Townsend, Cal State Northridge
- Dec. 10 Alex Harris, UC Santa Barbara
- Dec. 17 Anthony Brown, Pacific
- Dec. 24 Donovan Morris, Long Beach State
- Jan. 2 Darren Fells, UC Irvine
- Jan. 7 Deon Tresvant, Cal State Northridge
- Jan. 14 Donovan Morris, Long Beach State
- Jan. 21 Anthony Brown, Pacific
- Jan. 28 Chad Troyer, Pacific
- Feb. 4 Frank Robinson, Cal State Fullerton
- Feb. 11 Tremaine Townsend, Cal State Northridge
- Feb. 18 Scott Cutley, Cal State Fullerton
- Feb. 25 Larry Cunningham, UC Riverside
- Mar. 3 Patrick Sanders, UC Irvine
- Mar. 10 Alex Harris, UC Santa Barbara

2008-09

- Nov. 17 Josh Akognon, Cal State Fullerton
- Nov. 24 Javon Borum, UC Riverside
- Dec. 1 Donovan Morris, Long Beach State
- Dec. 8 Donovan Morris, Long Beach State
- Dec. 15 Josh Akognon, Cal State Fullerton
- Dec. 22 Kyle Austin, UC Riverside
- Dec. 29 Donovan Morris, Long Beach State
- Jan. 5 Brett Lauer, UC Irvine
- Jan. 12 Josh Akognon, Cal State Fullerton
- Jan. 19 Vince Oliver, UC Davis
- Jan. 26 Lorenzo Keeler, Cal Poly
- Feb. 2 Josh Akognon, Cal State Fullerton
- Josh Jenkins, Cal State Northridge
- Feb. 9 T.J. Robinson, Long Beach State
- Feb. 16 Chris Devine, UC Santa Barbara
- Feb. 23 Chris Devine, UC Santa Barbara
- Mar. 2 Kyle Austin, UC Riverside
- Mar. 9 James Nunnally, UC Santa Barbara

2009-10

- Nov. 16 Larry Anderson, Long Beach State
- Joe Harden, UC Davis
- Nov. 23 Aaron Thompson, Cal State Fullerton
- Nov. 30 T.J. Robinson, Long Beach State
- Dec. 7 Kyle Austin, UC Riverside
- Dec. 14 Stephan Gilling, Long Beach State
- Dec. 21 Casper Ware, Long Beach State
- Dec. 28 Eric Wise, UC Irvine
- Jan. 4 Eric Wise, UC Irvine
- Jan. 11 Lorenzo Keeler, Cal Poly
- Jan. 18 Lenny Daniel, Cal State Northridge
- Jan. 25 Demetrece Young, Pacific
- Feb. 1 Eugene Phelps, Long Beach State
- Feb. 8 Orlando Johnson, UC Santa Barbara
- Feb. 15 Gerard Anderson, Cal State Fullerton
- Feb. 22 Orlando Johnson, UC Santa Barbara
- Mar. 1 Jacques Streeter, Cal State Fullerton
- Mar. 8 Sam Willard, Pacific



UC Santa Barbara guard Alex Harris (2004-08) earned five Big West Player of the Week citations for his career, all during his junior and senior seasons.



Long Beach State guard Aaron Nixon tied the Big West record for most Big West Player of the Week awards in one season when he earned the honor five times in 2006-07.

Most Player of the Week Honors

Single Season

Name, School (season)	No.
Aaron Nixon, Long Beach State ('07)	5
Michael Olowokandi, Pacific ('98)	5
Josh Akognon, Cal State Fullerton ('09)	4
Jerry Green, UC Irvine ('01)	4
Roberto Bergersen, Boise State ('99)	4
Raymond Tutt, UC Santa Barbara ('97)	4
Lucius Davis, UC Santa Barbara ('92)	4
Larry Johnson, UNLV ('91)	4
Donovan Morris, Long Beach State ('09)	3
Alex Harris, UC Santa Barbara ('08)	3
Christian Maraker, Pacific ('06)	3
Spencer Nelson, Utah State ('05)	3
Guillaume Yango, Pacific ('05)	3
Nate Harris, Utah State ('04)	3
Jerry Green, UC Irvine ('02)	3
Desmond Penigar, Utah State ('02)	3
Abe Jackson, Boise State ('01)	3
Travis Reed, Long Beach State ('01)	3
Mate Milisa, Long Beach State ('00)	3
Roberto Bergersen, Boise State ('98)	3
Eric Franson, Utah State ('95)	3
J.R. Rider, UNLV ('93)	3
Gilbert Wilburn, New Mexico State ('86)	3
Leon Wood, Cal State Fullerton ('82)	3
Charles Bailey, Fresno State ('74)	3
John Gianelli, Pacific ('72)	3

BIG WEST ALL-AMERICANS

CONSENSUS

First Team

Ed Ratleff, Long Beach State, 1972
Ed Ratleff, Long Beach State, 1973
Larry Johnson, UNLV, 1990
Larry Johnson, UNLV, 1991

Second Team

Kevin Magee, UC Irvine, 1982
Sidney Green, UNLV, 1983
Armon Gilliam, UNLV, 1987

NABC

First Team

Ed Ratleff, Long Beach State, 1972
Ed Ratleff, Long Beach State, 1973
Larry Johnson, UNLV, 1990
Larry Johnson, UNLV, 1991
Stacey Augmon, UNLV, 1991

Second Team

Kevin Magee, UC Irvine, 1982
Leon Wood, Cal State Fullerton, 1984
Armon Gilliam, UNLV, 1987
J.R. Rider, UNLV, 1993

Third Team

Sidney Green, UNLV, 1983

Honorable Mention

Brian Shaw, UC Santa Barbara, 1987
Brian Shaw, UC Santa Barbara, 1988
Carrick DeHart, UC Santa Barbara, 1990
Eric McArthur, UC Santa Barbara, 1990
Lucius Davis, UC Santa Barbara, 1991
Michael Olowokandi, Pacific, 1998

USBWA

First Team

Ed Ratleff, Long Beach State, 1972
Ed Ratleff, Long Beach State, 1973
Kevin Magee, UC Irvine, 1982
Sidney Green, UNLV, 1983
Leon Wood, Cal State Fullerton, 1984
Larry Johnson, UNLV, 1990
Larry Johnson, UNLV, 1991

Second Team

Armon Gilliam, UNLV, 1987
Stacey Augmon, UNLV, 1991
J.R. Rider, UNLV, 1993
Note: Prior to 1985 season the USBWA selected one 10-man team

ASSOCIATED PRESS

First Team

Ed Ratleff, Long Beach State, 1972
Ed Ratleff, Long Beach State, 1973
Kevin Magee, UC Irvine, 1981
Kevin Magee, UC Irvine, 1982
Larry Johnson, UNLV, 1990
Larry Johnson, UNLV, 1991
Stacey Augmon, UNLV, 1991

Second Team

John Gianelli, Pacific, 1972
Leon Wood, Cal State Fullerton, 1984
Armon Gilliam, UNLV, 1987
J.R. Rider, UNLV, 1993

ASSOCIATED PRESS

Third Team

Brian Shaw, UC Santa Barbara, 1988

Honorable Mention

Ron Cornelius, Pacific, 1980 & 1981
Wally Rank, San Jose State, 1980
Sid Williams, San Jose State, 1981
Rod Higgins, Fresno State, 1981 & 1982
Matt Waldron, Pacific, 1982
Chris McNealy, San Jose State, 1982 & 1983
Bernard Thompson, Fresno State, 1984
Ron Anderson, Fresno State, 1984
Mitch Arnold, Fresno State, 1985
Tod Murphy, UC Irvine, 1985
Ricky Berry, San Jose State, 1986, 1987 & 1988
Brian Shaw, UC Santa Barbara, 1987
Stacey Augmon, UNLV, 1989 & 1990
Cedric Ceballos, Cal State Fullerton, 1989 & 1990
Greg Anthony, UNLV, 1990 & 1991
Eric McArthur, UC Santa Barbara, 1990
George Ackles, UNLV 1991
Anderson Hunt, UNLV, 1991
Lucius Davis, UC Santa Barbara, 1992
Sam Crawford, New Mexico State, 1993
Dedan Thomas, UNLV, 1993
Jerry Green, UC Irvine, 2001 & 2002
Brandiinn Fullove, UC Santa Barbara, 2003
Miah Davis, Pacific, 2004
David Doubley, Pacific, 2005
Christian Maraker, Pacific, 2006
Aaron Nixon, Long Beach State, 2007
Scott Cutley, Cal State Fullerton, 2008
Alex Harris, UC Santa Barbara, 2008
Josh Akognon, Cal State Fullerton, 2009
Orlando Johnson, UC Santa Barbara, 2010

UPI

First Team

Ed Ratleff, Long Beach State, 1972
Ed Ratleff, Long Beach State, 1973
Larry Johnson, UNLV, 1990
Larry Johnson, UNLV, 1991

Second Team

Kevin Magee, UC Irvine, 1982
Leon Wood, Cal State Fullerton, 1984
Armon Gilliam, UNLV, 1987
Stacey Augmon, UNLV, 1991
J.R. Rider, UNLV, 1993

Third Team

Sidney Green, UNLV, 1983

Honorable Mention

Clifton Pondexter, Long Beach State, 1974
Ron Cornelius, Pacific, 1980
Ron Cornelius, Pacific, 1981
Donald Mason, Fresno State, 1981
Rod Higgins, Fresno State, 1981
Rod Higgins, Fresno State, 1982
Bernard Thompson, Fresno State, 1983
Bernard Thompson, Fresno State, 1984
Ron Anderson, Fresno State, 1984
Brian Shaw, UC Santa Barbara, 1987
Brian Shaw, UC Santa Barbara, 1988
Ricky Berry, San Jose State, 1988
Stacey Augmon, UNLV, 1989
Stacey Augmon, UNLV, 1990
Eric McArthur, UC Santa Barbara, 1990
Greg Anthony, UNLV, 1991
Anderson Hunt, UNLV, 1991

THE SPORTING NEWS

First Team

Leon Wood, Cal State Fullerton, 1984
Larry Johnson, UNLV, 1990
Larry Johnson, UNLV, 1991

Second Team

Kevin Magee, UC Irvine, 1982
Sidney Green, UNLV, 1983

Honorable Mention

Sam Robinson, Long Beach State, 1970
George Trapp, Long Beach State, 1971
Chuck Terry, Long Beach State, 1972
Leonard Gray, Long Beach State, 1974
Lloyd McMillian, Long Beach State, 1977
Ricky Williams, Long Beach State, 1979
Michael Wiley, Long Beach State, 1980
Ron Cornelius, Pacific, 1980
Ron Cornelius, Pacific, 1981
Donald Mason, Fresno State, 1981
Rod Higgins, Fresno State, 1982
Mitch Arnold, Fresno State, 1985
Brian Shaw, UC Santa Barbara, 1987
Brian Shaw, UC Santa Barbara, 1988
Stacey Augmon, UNLV, 1989
David Butler, UNLV, 1989
Cedric Ceballos, Cal State Fullerton, 1989
Carrick DeHart, UC Santa Barbara, 1990
Eric McArthur, UC Santa Barbara, 1990
Lucius Davis, UC Santa Barbara, 1992

BASKETBALL AMERICA

Honorable Mention

Jerry Green, UC Irvine, 2002
Tony Brown, Utah State, 2002

BASKETBALL NEWS

Honorable Mention

Jerry Green, UC Irvine, 2002

BASKETBALL TIMES

All-Mid Major

Jerry Green, UC Irvine, 2001 & 2002
Tony Brown, Utah State, 2002

COSIDA ALL-ACADEMIC

Steve Copp, San Diego State, 1976
Dean Hunger, Utah State, 1980
Larry Bergeson, Utah State, 1982
Danny Tarkanian, UNLV, 1983
Danny Tarkanian, UNLV, 1984
Eric Franson, Utah State, 1996
Eric Channing, New Mexico State, 2000
Christian Maraker, Pacific, 2005

COLLEGEINSIDER.COM

Lou Henson Mid-Major All-American

Orlando Johnson, UC Santa Barbara, 2010

Freshman All-American

Michael Hunter, UC Irvine, 2007
Henrik Thomsen, UC Riverside, 2007
Mark Payne, UC Davis, 2008
Allen Huddleston, Pacific, 2010
Julian Welch, UC Davis, 2010

Mid-Major Freshman Of The Year

Mark Payne, UC Davis, 2008

BIG WEST TOURNAMENT RESULTS

1976 Stockton Civic Auditorium, March 6-7

Semifinals:

(3) San Diego State 67, (2) San Jose State 64
(4) Pacific 72, (1) Cal State Fullerton 64

Championship:

San Diego State 76, Pacific 64

1977

*First round host teams, March 2

First Round:

* (4) Cal State Fullerton 79, (5) Pacific 68
* (3) San Jose State 71, (6) UC Santa Barbara 52
* (2) San Diego State 51, (7) Fresno State 41

Anaheim Convention Center, March 5-6

Semifinals:

San Jose State 75, San Diego State 74
(1) Long Beach State 65, Cal State Fullerton 64 (OT)

Championship:

Long Beach State 76, San Jose State 63

1978

Anaheim Convention Center, March 2-4

First Round:

(5) Long Beach State 84, (4) Pacific 82
(3) Cal State Fullerton 88, (6) San Jose State 78
(2) San Diego State 96, (7) UC Santa Barbara 50

Semifinals:

Cal State Fullerton 64, San Diego State 50
Long Beach State 68, (1) Fresno State 62 (OT)

Championship:

Cal State Fullerton 64, Long Beach State 53

1979

Anaheim Convention Center, March 1-3

First Round:

(3) Fresno State 75, (6) UC Santa Barbara 62
(2) Utah State 85, (7) San Jose State 78
(5) Long Beach State 79, (4) Cal State Fullerton 70
(1) Pacific 57, (8) UC Irvine 52

Semifinals:

Pacific 74, Long Beach State 69
Utah State 81, Fresno State 74

Championship:

Pacific 82, Utah State 73

1980

Anaheim Convention Center, February 28-March 1

First Round:

(4) San Jose State 73, (5) UC Santa Barbara 66
(2) Long Beach State 64, (7) UC Irvine 56
(3) Pacific 70, (6) Cal State Fullerton 58

Semifinals:

San Jose State 94, (1) Utah State 68
Long Beach State 72, Pacific 70

Championship:

San Jose State 57, Long Beach State 55

1981

Anaheim Convention Center, March 5-7

First Round:

(2) San Jose State 63, (7) Cal State Fullerton 54
(3) Long Beach State 83, (6) Pacific 77
(5) Utah State 93, (4) UC Irvine 90

Semifinals:

(1) Fresno State 71, Utah State 57
San Jose State 64, Long Beach State 50

Championship:

Fresno State 52, San Jose State 48

1982

Anaheim Convention Center, March 3-5

First Round:

(3) Cal State Fullerton 64, (6) Pacific 52
(2) UC Irvine 90, (7) Utah State 64
(4) Long Beach State 71, (5) San Jose State 68

Semifinals:

(1) Fresno State 76, Long Beach State 55
Cal State Fullerton 62, UC Irvine 61

Championship:

Fresno State 69, Cal State Fullerton 57

1983

Inglewood Forum, March 10-12

First Round:

(6) San Jose State 80, (3) Utah State 66
(4) Fresno State 86, (5) UC Irvine 68
(1) UNLV 74, (8) Pacific 67
(7) Long Beach State 61, (2) Cal State Fullerton 59

Semifinals:

UNLV 67, Long Beach State 64
Fresno State 53, San Jose State 47 (OT)

Championship:

UNLV 66, Fresno State 63 (OT)

1984

Inglewood Forum, March 8-10

First Round:

(4) Utah State 79, (5) New Mexico State 77
(2) UC Irvine 77, (7) Long Beach State 65
(1) UNLV 70, (8) San Jose State 55
(3) Fresno State 53, (6) Cal State Fullerton 51

Semifinals:

UNLV 91, Utah State 78
Fresno State 71, UC Irvine 57

Championship:

Fresno State 51, UNLV 49

1985

Inglewood Forum, March 7-9

First Round:

(5) San Jose State 92, (4) Utah State 56
(3) Cal State Fullerton 79, (6) UC Irvine 68
(1) UNLV 89, (8) Pacific 58
(2) Fresno State 56, (7) UC Santa Barbara 50

Semifinals:

Cal State Fullerton 56, Fresno State 54
UNLV 60, San Jose State 59

Championship:

UNLV 79, Cal State Fullerton 61

1986

Inglewood Forum, March 6-8

First Round:

(5) Pacific 55, (4) San Jose State 53
(3) New Mexico State 74, (6) Utah State 71
(1) UNLV 68, (8) Fresno State 49
(7) Cal State Fullerton 66, (2) UC Irvine 58

Semifinals:

UNLV 75, Cal State Fullerton 65
New Mexico State 75, Pacific 61

Championship:

UNLV 75, New Mexico State 55

1987

Inglewood Forum, March 5-7

First Round:

(3) San Jose State 71, (6) New Mexico State 54
(2) UC Santa Barbara 87, (7) Utah State 79
(5) Cal State Fullerton 97, (4) UC Irvine 81
(1) UNLV 105, (8) Long Beach State 70

Semifinals:

UNLV 99, Cal State Fullerton 65
San Jose State 70, UC Santa Barbara 69

Championship:

UNLV 94, San Jose State 69

1988

Inglewood Forum, March 9-12

First Round:

(8) Cal State Fullerton 73, (9) Fresno State 59
(7) San Jose State 76, (10) Pacific 60

Second Round:

(5) UC Irvine 74, (4) Long Beach State 69
(2) Utah State 80, San Jose State 72
(3) UC Santa Barbara 56, (6) New Mexico State 52
(1) UNLV 61, Cal State Fullerton 56

Semifinals:

UC Irvine 74, UNLV 70
Utah State 73, UC Santa Barbara 66

Championship:

Utah State 86, UC Irvine 79

1989

Long Beach Arena, March 8-11

First Round:

(7) Fresno State 64, (10) San Jose State 60
(8) UC Irvine 68, (9) Pacific 62

Second Round:

(4) Cal State Fullerton 87, (5) Utah State 86 (OT)
(3) UC Santa Barbara 69, (6) Long Beach State 57
(2) New Mexico State 60, Fresno State 59
(1) UNLV 102, UC Irvine 82

Semifinals:

UNLV 99, Cal State Fullerton 83
New Mexico State 67, UC Santa Barbara 63

Championship:

UNLV 68, New Mexico State 62

1990

Long Beach Arena, March 7-11

First Round:

(7) Cal State Fullerton 82, (10) UC Irvine 63
(9) Fresno State 71, (8) San Jose State 56

Second Round:

(1) New Mexico State 72, Fresno State 66
(4) Long Beach State 86, (5) Utah State 68
(6) Pacific 65, (3) UC Santa Barbara 62
(2) UNLV 115, Cal State Fullerton 93

Semifinals:

Long Beach State 90, New Mexico State 85
UNLV 99, Pacific 72

Championship:

UNLV 92, Long Beach State 74

1991

Long Beach Arena, March 8-10

First Round:

(3) Pacific 74, (6) Cal State Fullerton 67
(1) UNLV 49, (8) Long Beach State 29
(7) Fresno State 88, (2) New Mexico State 82
(5) UC Santa Barbara 80, (4) Utah State 76

Semifinals:

Fresno State 87, Pacific 70
UNLV 95, UC Santa Barbara 67

Championship:

UNLV 98, Fresno State 74

1992

Long Beach Arena, March 13-15

First Round:

(8) UC Irvine 88, (1) UC Santa Barbara 67
(5) Pacific 86, (4) Utah State 69
(3) Long Beach State 77, (6) Cal State Fullerton 71
(2) New Mexico State 86, (7) Fresno State 85 (OT)

Semifinals:

Pacific 81, UC Irvine 69
New Mexico State 88, Long Beach State 72

Championship:

New Mexico State 74, Pacific 73

BIG WEST TOURNAMENT RESULTS

1993

Long Beach Arena, March 12-14

First Round:

(6) UC Santa Barbara 57, (3) Pacific 54
(1) New Mexico State 87, (8) UC Irvine 76
(2) UNLV 104, (7) Utah State 86
(4) Long Beach State 80, (5) Cal State Fullerton 68

Semifinals:

New Mexico State 82, UC Santa Barbara 77
Long Beach State 79, UNLV 77

Championship:

Long Beach State 70, New Mexico State 62

1994

Thomas & Mack Center, March 10-13

First Round:

(10) UC Irvine 53, (7) UC Santa Barbara 48
(9) Nevada 68, (8) Cal State Fullerton 64

Second Round:

UC Irvine 78, (2) Utah State 68
(6) Pacific 87, (3) Long Beach State 74
(5) UNLV 83, (4) San Jose State 69
(1) New Mexico State 68, Nevada 67 (OT)

Semifinals:

UC Irvine 82, Pacific 78
New Mexico State 82, UNLV 64

Championship:

New Mexico State 70, UC Irvine 64

1995

Thomas & Mack Center, March 9-12

First Round:

(7) UNLV 77, (10) San Jose State 66
(8) UC Irvine 76, (9) Cal State Fullerton 69

Second Round:

(2) New Mexico State 96, UNLV 76
(3) Long Beach State 67, (6) UC Santa Barbara 64
UC Irvine 76, (1) Utah State 72
(4) Nevada 64, (5) Pacific 62

Semifinals:

Long Beach State 87, New Mexico State 79
Nevada 88, UC Irvine 69

Championship:

Long Beach State 76, Nevada 69 (OT)

1996

Lawlor Events Center, March 8-10

First Round:

(4) Utah State 70, (5) Nevada 65
(6) San Jose State 77, (3) Pacific 57

Semifinals:

Utah State 86, (1) Long Beach State 73
San Jose State 71, (2) UC Irvine 67

Championship:

San Jose State 76, Utah State 75 (OT)

1997

Lawlor Events Center, March 7-9

First Round:

(W1) Pacific 68, (E4) Boise State 52
(E2) Utah State 81, (W3) UC Santa Barbara 66
(E1) Nevada 80, (W4) Cal State Fullerton 55
(E3) New Mexico State 88, (W2) Long Beach State 76

Semifinals:

Pacific 71, Utah State 54
Nevada 80, New Mexico State 63

Championship:

Pacific 63, Nevada 55

1998

Lawlor Events Center, March 6-8

First Round:

(E1) Utah State 69, (W4) Long Beach State 61
(W2) Cal State Fullerton 89, (E3) Boise State 82
(W1) Pacific 82, (E4) Idaho 74
(E2) Nevada 81, (W3) UC Irvine 72

Semifinals:

Utah State 65, Cal State Fullerton 56
Pacific 67, Nevada 62

Championship:

Utah State 78, Pacific 63

1999

Lawlor Events Center, March 4-6

First Round:

(W1) UC Santa Barbara 75, (E4) Utah State 74
(E2) New Mexico State 89, (W3) Pacific 78
(E1) Boise State 77, (W4) Cal State Fullerton 60
(W2) Long Beach State 81, (E3) Idaho 76

Semifinals:

New Mexico State 78, UC Santa Barbara 67
Boise State 71, Long Beach State 58

Championship:

New Mexico State 79, Boise State 69

2000

Lawlor Events Center, March 9-11

First Round:

(W1) Long Beach State 97, (E4) Idaho 86
(E2) New Mexico State 70, (W3) UC Irvine 51
(E1) Utah State 64, (W4) Pacific 41
(E3) Nevada 85, (W2) UC Santa Barbara 78

Semifinals:

New Mexico State 89, Long Beach State 84 (OT)
Utah State 69, Nevada 64

Championship:

Utah State 71, New Mexico State 66

2001

**Anaheim Convention Center
March 8-10**

First Round:

(6) Boise State 95, (3) Long Beach State 70
(2) Utah State 74, (7) Cal State Fullerton 43
(1) UC Irvine 71, (8) Cal Poly 66
(5) Pacific 71, (4) UC Santa Barbara 69 (OT)

Semifinals:

Utah State 67, Boise State 48
Pacific 74, UC Irvine 58

Championship:

Utah State 50, Pacific 38

2002

**Anaheim Convention Center
March 7-9**

First Round:

(4) Pacific 78, (5) Cal State Northridge 66
(1) Utah State 61, (8) Idaho 41
(2) UC Irvine 72, (7) Long Beach State 65
(3) UC Santa Barbara 74, (6) Cal Poly 65

Semifinals:

Utah State 69, Pacific 65
UC Santa Barbara 66, UC Irvine 61

Championship:

UC Santa Barbara 60, Utah State 56

2003

**Anaheim Convention Center
March 13-15**

First Round:

(4) Cal Poly 54, (5) Idaho 50
(1) UC Santa Barbara 53, (8) Pacific 44
(2) UC Irvine 70, (7) Cal State Northridge 64 (OT)
(3) Utah State 89, (6) Cal State Fullerton 83 (OT)

Semifinals:

Cal Poly 67, UC Santa Barbara 52
Utah State 62, UC Irvine 55

Championship:

Utah State 57, Cal Poly 54

2004

**Anaheim Convention Center
March 10-13**

First Round:

(#5) UC Riverside 72, (#8) Cal Poly 63
(#6) CS Northridge 80, (#7) CS Fullerton 70

Quarterfinals:

Cal State Northridge 61, (#3) UC Santa Barbara 58
(#4) Idaho 66, UC Riverside 58

Semifinals:

Cal State Northridge 63, (#1) Utah State 62
(#2) Pacific 67, Idaho 61

Championship:

Pacific 75, Cal State Northridge 73

2005

**Anaheim Convention Center
March 9-12**

First Round:

(#5) UC Irvine 80, (#8) Idaho 67
(#7) UC Santa Barbara 55, (#6) Long Beach State 49

Quarterfinals:

(#3) Cal State Fullerton 66, UC Santa Barbara 55
(#4) Cal State Northridge 72, UC Irvine 56

Semifinals:

(#1) Pacific 63, (#4) Cal State Northridge 61
(#2) Utah State 84, (#3) Cal State Fullerton 77

Championship:

Utah State 65, Pacific 52

2006

**Anaheim Convention Center
March 8-11**

First Round:

(#5) UC Santa Barbara 76, (#8) UC Riverside 44
(#6) CS Fullerton 73, (#7) CS Northridge 63

Quarterfinals:

(#3) Long Beach State 94, Cal State Fullerton 91
(#4) Cal Poly 57, UC Santa Barbara 50

Semifinals:

(#1) Pacific 68, Cal Poly 57
Long Beach State 75, (#2) UC Irvine 73

Championship:

Pacific 78, Long Beach State 70

BIG WEST TOURNAMENT RESULTS

2007
Anaheim Convention Center
March 7-10

First Round:

(#5) UC Irvine 53, (#8) UC Riverside 52
 (#7) Pacific 71, (#6) Cal State Northridge 54

Quarterfinals:

(#3) Cal State Fullerton 100, Pacific 92 (2OT)
 UC Irvine 70, (#4) UC Santa Barbara 52

Semifinals:

(#1) Long Beach State 77, UC Irvine 63
 (#2) Cal Poly 81, Cal State Fullerton 56

Championship:

Long Beach State 94, Cal Poly 83

2008
Anaheim Convention Center
March 12-15

First Round:

(#5) UC Irvine 77, (#8) Long Beach State 63
 (#7) UC Riverside 62, (#6) Cal Poly 54

Quarterfinals:

(#3) Cal State Fullerton 81, (#7) UC Riverside 69
 (#5) UC Irvine 57, (#4) Pacific 56

Semifinals:

(#5) UC Irvine 55, (#1) UC Santa Barbara 50
 (#3) CS Fullerton 83, (#2) CS Northridge 68

Championship:

(#3) Cal State Fullerton 81, (#5) UC Irvine 66

2009
Anaheim Convention Center
March 11-14

First Round:

(#8) UC Davis 69, (#5) UC Irvine 68
 (#7) Cal State Fullerton 59, (#6) UC Riverside 46

Quarterfinals:

(#3) Pacific 67, (#8) UC Davis 60
 (#4) UC Santa Barbara 73, (#7) Cal State Fullerton 64

Semifinals:

(#1) Cal State Northridge 67, (#4) UC Santa Barbara 60
 (#3) Pacific 65, (#2) Long Beach State 60

Championship:

(#1) Cal State Northridge 71, (#3) Pacific 66 (OT)

2010
Anaheim Convention Center
March 10-13

First Round:

(#5) Cal State Fullerton 84, (#8) Cal State Northridge 76
 (#6) Cal Poly 73, (#7) UC Irvine 69

Quarterfinals:

(#3) Long Beach State 79, (#6) Cal Poly 69
 (#4) UC Davis 68, (#5) Cal State Fullerton 65

Semifinals:

(#1) UC Santa Barbara 76, (#4) UC Davis 62
 (#3) Long Beach State 68, (#2) Pacific 61

Championship:

(#1) UC Santa Barbara 69, (#3) Long Beach State 64

BIG WEST TOURNAMENT RESULTS

Big West Conference Tournament Championship Game Results

Year	(Seed) Champion	Coach	Score	(Seed) Runner-up	Site of Finals	Attendance
1976	(3) San Diego State	Tim Vezie	76-64	(4) Pacific	Stockton, CA	2,000
1977	(1) Long Beach State	Dwight Jones	76-63	(3) San Jose State	Anaheim, CA	4,222
1978	(3) Cal State Fullerton	Bobby Dye	64-53	(5) Long Beach State	Anaheim, CA	6,692
1979	(1) Pacific	Stan Morrison	82-73	(2) Utah State	Anaheim, CA	4,670
1980	(4) San Jose State	Bill Berry	57-55	(2) Long Beach State	Anaheim, CA	5,158
1981	(1) Fresno State	Boyd Grant	52-48	(2) San Jose State	Anaheim, CA	5,239
1982	(1) Fresno State	Boyd Grant	69-57	(3) Cal State Fullerton	Anaheim, CA	7,433
1983	(1) UNLV	Jerry Tarkanian	66-63 (ot)	(4) Fresno State	Inglewood, CA	11,022
1984	(3) Fresno State	Boyd Grant	51-49	(1) UNLV	Inglewood, CA	13,816
1985	(1) UNLV	Jerry Tarkanian	79-61	(3) Cal State Fullerton	Inglewood, CA	10,847
1986	(1) UNLV	Jerry Tarkanian	75-55	(3) New Mexico State	Inglewood, CA	9,138
1987	(1) UNLV	Jerry Tarkanian	94-69	(3) San Jose State	Inglewood, CA	11,687
1988	(2) Utah State	Rod Tueller	86-79	(5) UC Irvine	Inglewood, CA	7,994
1989	(1) UNLV	Jerry Tarkanian	68-62	(2) New Mexico State	Long Beach, CA	7,034
1990	(2) UNLV	Jerry Tarkanian	92-74	(4) Long Beach State	Long Beach, CA	9,607
1991	(1) UNLV	Jerry Tarkanian	98-74	(7) Fresno State	Long Beach, CA	11,045
1992	(2) New Mexico State	Neil McCarthy	74-73	(5) Pacific	Long Beach, CA	1,631
1993	(4) Long Beach State	Seth Greenberg	70-62	(1) New Mexico State	Long Beach, CA	4,543
1994	(1) New Mexico State	Neil McCarthy	70-64	(10) UC Irvine	Las Vegas, NV	4,052
1995	(3) Long Beach State	Seth Greenberg	76-69 (ot)	(4) Nevada	Las Vegas, NV	3,017
1996	(6) San Jose State	Stan Morrison	76-75 (ot)	(4) Utah State	Reno, NV	3,869
1997	(W1) Pacific	Bob Thomason	63-55	(E1) Nevada	Reno, NV	8,709
1998	(E1) Utah State	Larry Eustachy	78-63	(W1) Pacific	Reno, NV	3,748
1999	(E2) New Mexico State	Lou Henson	79-69	(E1) Boise State	Reno, NV	2,941
2000	(E1) Utah State	Stew Morrill	71-66	(E2) New Mexico State	Reno, NV	3,159
2001	(2) Utah State	Stew Morrill	50-38	(5) Pacific	Anaheim, CA	2,524
2002	(3) UC Santa Barbara	Bob Williams	60-56	(1) Utah State	Anaheim, CA	3,020
2003	(3) Utah State	Stew Morrill	57-54	(4) Cal Poly	Anaheim, CA	3,228
2004	(2) Pacific	Bob Thomason	75-73	(6) Cal State Northridge	Anaheim, CA	2,949
2005	(2) Utah State	Stew Morrill	65-52	(1) Pacific	Anaheim, CA	5,229
2006	(1) Pacific	Bob Thomason	78-70	(3) Long Beach State	Anaheim, CA	3,639
2007	(1) Long Beach State	Larry Reynolds	94-83	(2) Cal Poly	Anaheim, CA	4,130
2008	(3) Cal State Fullerton	Bob Burton	81-66	(5) UC Irvine	Anaheim, CA	4,234
2009	(1) Cal State Northridge	Bobby Braswell	71-66 (ot)	(3) Pacific	Anaheim, CA	2,272
2010	(1) UC Santa Barbara	Bob Williams	69-64	(3) Long Beach State	Anaheim, CA	3,113

Big West Conference Tournament Team vs. Team Records

	Current Members									Former Members									
	CP	CSF	CSUN	LBSU	UCD	UCI	UCR	UCSB	PAC	BSU	NMSU	NEV	UNT	SDSU	FSU	SJSU	UNLV	UI	USU
CP	Big	1-0	---	0-2	---	1-1	0-2	2-1	0-1	---	---	---	---	---	---	---	1-0	0-1	---
CSF	0-1	West	3-1	1-6	0-1	6-1	2-0	1-1	3-3	1-1	---	0-2	---	1-0	2-2	1-1	0-6	---	1-4
CSUN	---	1-3	Big	---	---	1-1	---	2-0	1-4	---	---	---	---	---	---	---	---	---	1-0
LBSU	2-0	6-1	---	West	---	3-4	---	1-3	4-4	0-2	3-3	1-0	---	---	1-1	2-2	1-4	2-0	1-2
UCD	---	1-0	---	---	Big	1-0	---	0-1	0-1	---	---	---	---	---	---	---	---	---	---
UCI	1-1	1-6	1-1	4-3	0-1	Big	1-0	4-1	3-3	---	0-3	0-2	---	---	0-2	0-1	1-1	1-0	3-3
UCR	2-0	0-2	---	---	---	0-1	West	0-1	---	---	---	---	---	---	---	---	---	0-1	---
UCSB	1-2	1-1	0-2	3-1	1-0	1-4	1-0	Big	2-2	---	1-3	0-1	---	0-1	0-2	0-3	0-1	---	4-2
PAC	1-0	3-3	4-1	4-4	1-0	3-3	---	2-2	West	1-0	0-3	2-1	---	0-1	0-1	1-2	0-3	2-0	3-5

records read across

TEAM	YRS	TOTAL	PCT.	TEAM	YRS	TOTAL	PCT.
Cal Poly	8	5-8	.385	UC Irvine	28	20-28	.417
Cal State Fullerton	32	22-30	.423	UC Riverside	5	2-5	.286
Cal State Northridge	9	6-8	.429	UC Santa Barbara	27	15-25	.375
Long Beach State	29	27-26	.509	Pacific	33	27-29	.482
UC Davis	2	2-2	.500				

Former Members	BSU	CP	CSF	CSUN	LBSU	NMSU	SJSU	UCI	UCR	UCSB	UNLV	NEV	UI	PAC	USU	SDSU	FSU	TOT.	PCT.	YRS.
BSU	---	---	1-1	---	2-0	0-1	---	---	---	---	---	---	---	0-1	0-1	---	---	3-4	.429	4
FSU	---	---	2-2	---	1-1	1-3	4-0	2-0	---	2-0	1-3	---	---	1-0	1-1	0-1	---	15-11	.577	14
UI	---	0-1	---	---	0-2	---	---	0-1	1-0	---	---	---	---	0-2	0-1	---	---	1-7	.125	7
SDSU	---	---	0-1	---	---	---	1-1	---	---	1-0	---	---	---	1-0	---	---	1-0	4-2	.667	3
UNLV	---	---	6-0	---	4-1	2-2	5-0	1-1	---	1-0	---	---	---	3-0	2-0	---	3-1	27-5	.844	12
SJSU	---	---	1-1	---	2-2	1-0	---	1-0	---	3-0	0-5	---	---	2-1	4-2	1-1	0-4	15-16	.484	18
NMSU	1-0	---	---	---	3-3	---	0-1	3-0	---	3-1	2-2	1-1	---	3-0	1-2	---	3-1	20-11	.645	14
NEV	---	---	2-0	---	0-1	1-1	---	2-0	---	1-0	---	---	---	1-2	0-2	---	---	7-6	.538	6
USU	1-0	1-0	4-1	0-1	2-1	2-1	2-4	3-3	---	2-4	0-2	2-0	1-0	5-3	---	---	1-1	26-21	.553	27

BIG WEST ALL-TOURNAMENT TEAMS

1978

Greg Bunch, Cal State Fullerton
Michael Wiley, Long Beach State
Francois Wise, Long Beach State
Mike Linden, Cal State Fullerton
Keith Anderson, Cal State Fullerton
Art Williams, Fresno State

1979

Ron Cornelius, Pacific
Art Williams, Fresno State
Keith McDonald, Utah State
Francois Wise, Long Beach State
Dean Hunger, Utah State
Terence Carney, Pacific

1980

Wally Rank, San Jose State
Ron Cornelius, Pacific
Michael Wiley, Long Beach State
Mickey Jackson, San Jose State
Francois Wise, Long Beach State
Michael Mendez, San Jose State

1981

Sid Williams, San Jose State
Rod Higgins, Fresno State
Donald Mason, Fresno State
Pete Verhoeven, Fresno State
Bobby Anderson, Fresno State
Brian Jackson, Utah State

1982

Donald Mason, Fresno State
Rod Higgins, Fresno State
Randy Whieldon, UC Irvine
Tony Neal, Cal State Fullerton
Kevin Magee, UC Irvine
Leon Wood, Cal State Fullerton

1983

Sidney Green, UNLV
Chris McNealy, San Jose State
Ron Anderson, Fresno State
Michael Zeno, Long Beach State
Larry Anderson, UNLV
Mitch Arnold, Fresno State

1984

Richie Adams, UNLV
Ron Anderson, Fresno State
Bernard Thompson, Fresno State
Ben McDonald, UC Irvine
Danny Tarkanian, UNLV
Eric Booker, UNLV

1985

Richie Adams, UNLV
Tony Neal, Cal State Fullerton
Kevin Henderson, Cal State Fullerton
Freddie Banks, UNLV
Ward Farris, San Jose State
Mitch Arnold, Fresno State

1986

Anthony Jones, UNLV
Rich Anema, Pacific
Kenny Travis, New Mexico State
Gilbert Wilburn, New Mexico State
Armon Gilliam, UNLV
Freddie Banks, UNLV

1987

Freddie Banks, UNLV
Jarvis Basnight, UNLV
Ricky Berry, San Jose State
Armon Gilliam, UNLV
Henry Turner, Cal State Fullerton
Brian Vaughns, UC Santa Barbara

1988

Wayne Engelstad, UC Irvine
Dan Conway, Utah State
Mike Hess, UC Irvine
Richard Morton, Cal State Fullerton
Kevin Nixon, Utah State
Brian Shaw, UC Santa Barbara

1989

Stacey Augmon, UNLV
Cedric Ceballos, Cal State Fullerton
Jervis Cole, Fresno State
Keith Hill, New Mexico State
Anderson Hunt, UNLV
Eric McArthur, UC Santa Barbara

1990

Larry Johnson, UNLV
David Butler, UNLV
Stacey Augmon, UNLV
Anderson Hunt, UNLV
Lucious Harris, Long Beach State
Tyrone Mitchell, Long Beach State
Cedric Ceballos, Cal State Fullerton

1991

Larry Johnson, UNLV
Stacey Augmon, UNLV
Anderson Hunt, UNLV
George Ackles, UNLV
Dell Demps, Pacific
Dave Barnett, Fresno State

1992

Sam Crawford, New Mexico State
Eric Traylor, New Mexico State
Cliff Reed, New Mexico State
Dell Demps, Pacific
Tony Amundsen, Pacific
Bryon Russell, Long Beach State

1993

Lucious Harris, Long Beach State
Sam Crawford, New Mexico State
Tracey Ware, New Mexico State
Rod Hannibal, Long Beach State
Bryon Russell, Long Beach State
J.R. Rider, UNLV

1994

***Chris Brown, UC Irvine**
***James Dockery, New Mexico State**
Lloyd Mumford, UC Irvine
Rodney Walker, New Mexico State
Skip McCoy, New Mexico State
Ken Gibson, UNLV

1995

Brian Green, Nevada
Terrance O'Kelley, Long Beach State
Joe McNaull, Long Beach State
Eathan O'Bryant, Nevada
Troy Brewer, New Mexico State
Raimonds Miglinieks, UC Irvine

1996

Olivier Saint-Jean, San Jose State
Antwan Smith, Utah State
Raimonds Miglinieks, UC Irvine
Tito Addison, San Jose State
Justin Jones, Utah State
Silas Mills, Utah State

1997

***Corey Anders, Pacific**
***Faron Hand, Nevada**
Tim Bowman, Pacific
Rayne Mahaffey, Pacific
Jimmy Carroll, Nevada
Marcus Saxon, Utah State

1998

Marcus Saxon, Utah State
Michael Olowokandi, Pacific
Kevin Rice, Utah State
Donnie Johnson, Utah State
Paul Culbertson, Nevada
Mike Tolman, Boise State

1999

Billy Keys, New Mexico State
Charles Gosa, New Mexico State
Roberto Bergersen, Boise State
Abe Jackson, Boise State
Antrone Lee, Long Beach State
B.J. Bunton, UC Santa Barbara

2000

***Shawn Daniels, Utah State**
***Troy Rolle, Utah State**
Billy Keys, New Mexico State
Eric Channing, New Mexico State
Mate Milisa, Long Beach State
Terrance Green, Nevada

2001

Bernard Rock, Utah State
Shawn Daniels, Utah State
Curtis Bobb, Utah State
Peter Heizer, Pacific
Maurice McLemore, Pacific
Jerry Green, UC Irvine
Kejuan Woods, Boise State

2002

Nick Jones, UC Santa Barbara
Tony Brown, Utah State
Jerry Green, UC Irvine
Branduinn Fullove, UC Santa Barbara
Desmond Penigar, Utah State
Mike Preston, Pacific

2003

Desmond Penigar, Utah State
Cardell Butler, Utah State
Mark Brown, Utah State
Varnie Dennis, Cal Poly
Jason Allen, Cal Poly
Mike Hood, UC Irvine

2004

Ian Boylan, Cal State Northridge
Joseph Frazier, Cal State Northridge
Tyrone Hayes, Idaho
Miah Davis, Pacific
Guillaume Yango, Pacific
Vili Morton, UC Riverside

2005

Jaycee Carroll, Utah State
Spencer Nelson, Utah State
Nate Harris, Utah State
Guillaume Yango, Pacific
Ian Boylan, Cal State Northridge
Yaphett King, Cal State Fullerton

2006

Johnny Gray, Pacific
Christian Maraker, Pacific
Aaron Nixon, Long Beach State
Shawn Hawkins, Long Beach State
Aaron Fitzgerald, UC Irvine
Jamaal Brown, Cal State Fullerton

2007

Aaron Nixon, Long Beach State
Trae Clark, Cal Poly
Scott Cutley, Cal State Fullerton
Bobby Brown, Cal State Fullerton
Mark Dawson, Long Beach State
Derek Stockalper, Cal Poly

2008

Josh Akognon, Cal State Fullerton
Scott Cutley, Cal State Fullerton
Frank Robinson, Cal State Fullerton
Darren Fells, UC Irvine
Tremaine Townsend, Cal State Northridge
Larry Cunningham, UC Riverside

2009

Rodrigue Mels, Cal State Northridge
Tremaine Townsend, Cal State Northridge
Bryan LeDuc, Pacific
Chad Troyer, Pacific
Josh Akognon, Cal State Fullerton
Chris Devine, UC Santa Barbara

2010

Orlando Johnson, UC Santa Barbara
James Nunnally, UC Santa Barbara
Larry Anderson, Long Beach State
T.J. Robinson, Long Beach State
Casper Ware, Long Beach State
Joe Harden, UC Davis

BOLD FACE = Tournament MVP.

*Co-MVPs.

Tournament MVPs only were selected in '76 & '77.

1976- Will Connelly, San Diego State
1977- Michael Wiley, Long Beach State

All-Tournament Team Members

*UNLV	25
*Utah State	25
Long Beach State	23
Pacific	21
Cal State Fullerton	19
*New Mexico State	16
*Fresno State	15
UC Irvine	14
UC Santa Barbara	9
*San Jose State	9
Cal State Northridge	6
*Nevada	6
Cal Poly	4
*Boise State	4
UC Riverside	2
UC Davis	1
*Idaho	1

*Former Member

BIG WEST TOURNAMENT RECORDS

Big West Tournament Record Book

INDIVIDUAL RECORDS

Most Points

Game: 37, Josh Akognon, Cal State Fullerton vs. UC Riverside, 3-11-09
Half: 27, Olivier Saint-Jean, San Jose State vs. Utah State, 3-10-96

Most Field Goals Made

Game: 14, Larry Johnson, UNLV vs. Cal State Fullerton, 3-9-90
14, Michael Olowokandi, Pacific vs. Utah State, 3-8-98
14, Josh Akognon, Cal State Fullerton vs. UC Riverside, 3-11-09

Most Field Goals Attempted

Game: 30, Wayne Engelstad, UC Irvine vs. Utah State, 3-12-88

Best Field Goal Percentage (minimum 10 attempts)

Game: .917, Kevin Bowland, San Jose State (11 of 12) vs. Long Beach State, 3-3-82

Most Three-Point Field Goals Made

Game: 11, Chris Brown, UC Irvine vs. New Mexico State, 3-13-94

Most Free Throws Made

Game: 16, Lorenzo Keeler, Cal Poly vs. UC Irvine, 3-10-10
16, Wally Rank, San Jose State vs. UC Santa Barbara, 2-28-80

Most Free Throws Attempted

Game: 18, Lorenzo Keeler, Cal Poly vs. UC Irvine, 3-10-10
18, Wally Rank, San Jose State vs. UC Santa Barbara, 2-28-80

Best Free Throw Percentage (minimum 10 attempts)

Game: 1.000 (13 of 13), Leon Wood, Cal State Fullerton vs. Pacific, 3-3-82
1.000 (11 of 11), Cedric Ceballos, Cal State Fullerton vs. UNLV, 3-9-90
1.000 (10 of 10), Michael Mendez, San Jose State vs. Utah State, 3-1-79
1.000 (10 of 10), Steve Colter, New Mexico State vs. Utah State, 3-8-84
1.000 (10 of 10), Enoch Davis, New Mexico State vs. LBSU, 3-7-97
1.000 (10 of 10), Anthony Bolton, CS Fullerton vs. Utah State, 3-13-03
1.000 (10 of 10), Mark Brown, Utah State vs. CS Fullerton, 3-13-03
1.000 (10 of 10), Tyrone Hayes, Idaho vs. UC Riverside, 3-11-04

Most Consecutive Free Throws Made

Game: 15, Wally Rank, San Jose State vs. UC Santa Barbara, 2-28-80

Most Rebounds

Game: 18, Greg Bunch, Cal State Fullerton vs. Pacific, 3-6-76
18, Andre Patterson, New Mexico State vs. Utah State, 3-8-84

Most Assists

Game: 13, Mark Wade, UNLV vs. New Mexico State, 3-8-86
13, Greg Anthony, UNLV vs. Fresno State, 3-10-91
13, Jay Goodman, Utah State vs. UNLV, 3-12-93

Most Blocked Shots

Game: 8, Steve Shaw, Cal State Fullerton vs. Long Beach State, 3-4-78

Most Steals

Game: 8, Sam Crawford, New Mexico State vs. Fresno State, 3-12-92

TEAM RECORDS

Most Points

Game: 115, UNLV vs. Cal State Fullerton (93), 3-9-90
Half: 66, UNLV (2nd half) vs. Cal State Fullerton, 3-9-90

Fewest Points

Game: 29, Long Beach State vs. UNLV (49), 3-8-91
Half: 8, Long Beach State (1st half) vs. UNLV, 3-8-91

Most Field Goals Made

Game: 44, UNLV vs. Long Beach State, 3-5-87

Most Field Goals Attempted

Game: 91, UNLV vs. Long Beach State, 3-5-87

Best Field Goal Percentage

Game: .741, San Diego State (43 of 58) vs. UC Santa Barbara, 3-2-78

Most Free Throws Made

Game: 37, Utah State (att. 48) vs. Long Beach State, 3-9-96

Most Free Throws Attempted

Game: 49, Cal State Fullerton vs. Boise State, 3-6-98

Best Free Throw Percentage

Game: .929, Cal Poly (13 of 14) vs. Long Beach State, 3-11-10

Most Consecutive Free Throws Made

Game: 16, Idaho vs. UC Riverside, 3-11-04

Most Rebounds

Game: 59, UNLV vs. Long Beach State, 3-5-87

Most Personal Fouls

Game: 36, UC Santa Barbara vs. San Jose State, 2-28-80

Most Assists

Game: 29, San Diego State vs. UC Santa Barbara, 3-2-78
29, UNLV vs. Fresno State, 3-10-91

Most Turnovers

Game: 32, UC Irvine vs. New Mexico State, 3-12-93

Most Three-Point Field Goals Made

Game: 17, Long Beach State vs. UC Irvine, 3-10-06

Most Steals

Game: 22, New Mexico State vs. UC Irvine, 3-12-93

MISCELLANEOUS RECORDS

Most Points, Both Teams

208, UNLV (115) vs. Cal State Fullerton (93), 3-9-90

Lowest Winning Score

49, UNLV in 49-29 win over Long Beach State, 3-8-91

Highest Losing Score

93, Cal State Fullerton in 115-93 loss to UNLV, 3-9-90

Largest Winning Margin

36, San Jose State 92, Utah State 56, 3-7-85

Longest Game

2 overtime - Cal State Fullerton 100, Pacific 92, 3-8-07
1 overtime - Long Beach State 65, Cal State Fullerton 64, 3-5-77
Long Beach State 68, Fresno State 62, 3-3-78
Fresno State 53, San Jose State 47, 3-11-83
UNLV 66, Fresno State 63, 3-12-83
Cal State Fullerton 87, Utah State 86, 3-9-89
New Mexico State 86, Fresno State 85, 3-13-92
New Mexico State 68, Nevada 67, 3-11-94
Long Beach State 76, Nevada 69, 3-12-95
San Jose State 76, Utah State 75, 3-10-96
New Mexico State 89, Long Beach State 84, 3-10-00
Pacific 71, UC Santa Barbara 69, 3-8-01
UC Irvine 70, Cal State Northridge 64, 3-13-03
Utah State 89, Cal State Fullerton 83, 3-13-03
Cal State Northridge 71, Pacific 66, 3-14-09

Championship Game Attendance

13,816 Fresno State 51, UNLV 49, 3-10-84 (The Forum)

NCAA TOURNAMENT RESULTS

1970
WEST REGIONAL
 Long Beach State 92, Weber State 73 (1st Round)
 UCLA 88, Long Beach State 65 (Semifinals)
 Santa Clara 89, Long Beach State 86 (Consolation)

1971
WEST REGIONAL
 Long Beach State 77, Weber State 66 (1st Round)
 Long Beach State 78, Pacific 65 (Semifinals)
 UCLA 57, Long Beach State 55 (Championship)

1972
WEST REGIONAL
 Long Beach State 95, BYU 90 - OT (1st Round)
 Long Beach State 75, San Francisco 55 (Semifinals)
 UCLA 73, Long Beach State 57 (Championship)

1973
WEST REGIONAL
 Long Beach State 88, Weber State 75 (1st Round)
 San Francisco 77, Long Beach State 67 (Semifinals)
 Long Beach State 84, Arizona State 80 (Consolation)

1974
WEST REGIONAL
 Dayton 88, Cal State Los Angeles 80 (1st Round)

1975
WEST REGIONAL
 UNLV 90, San Diego State 80 (1st Round)

1976
WEST REGIONAL
 UCLA 74, San Diego State 64 (1st Round)

1977
WEST REGIONAL
 Idaho State 83, Long Beach State 72 (1st Round)

1978
WEST REGIONAL
 Cal State Fullerton 90, New Mexico 85 (1st Round)
 Cal State Fullerton 75, San Francisco 72 (Semifinals)
 Arkansas 61, Cal State Fullerton 58 (Championship)

1979
WEST REGIONAL
 USC 86, Utah State 67 (1st Round)
 Marquette 73, Pacific 48 (1st Round)

1980
WEST REGIONAL
 Clemson 76, Utah State 73 (1st Round)
MIDWEST REGIONAL
 Missouri 61, San Jose State 51 (1st Round)

1981
WEST REGIONAL
 Northeastern 55, Fresno State 53 (1st Round)

1982
WEST REGIONAL
 Fresno State 50, West Virginia 46 (2nd Round)
 Georgetown 58, Fresno State 40 (Semifinals)

1983
WEST REGIONAL
 North Carolina State 71, UNLV 70 (2nd Round)
MIDWEST REGIONAL
 Iowa 64, Utah State 59 (1st Round)

1984
WEST REGIONAL
 UNLV 68, Princeton 56 (1st Round)
 UNLV 73, UTEP 60 (2nd Round)
 Georgetown 62, UNLV 48 (Semifinals)
MIDEAST REGIONAL
 Louisiana Tech 66, Fresno State 56 (1st Round)

1985
WEST REGIONAL
 UNLV 85, San Diego State 80 (1st Round)
 Kentucky 64, UNLV 61 (2nd Round)

1986
WEST REGIONAL
 UNLV 74, Northeast Louisiana 51 (1st Round)
 UNLV 70, Maryland 64 (2nd Round)
 Auburn 70, UNLV 63 (Semifinals)

1987
WEST REGIONAL
 UNLV 95, Idaho State 70 (1st Round)
 UNLV 80, Kansas State 61 (2nd Round)
 UNLV 92, Wyoming 78 (Semifinals)
 UNLV 84, Iowa 81 (Championship)
FINAL FOUR
 Indiana 97, UNLV 93 (Semifinals)

1988
WEST REGIONAL
 UNLV 54, SW Missouri State 50 (1st Round)
 Iowa 104, UNLV 86 (2nd Round)
SOUTHEAST REGIONAL
 Maryland 92, UC Santa Barbara 82 (1st Round)
MIDWEST REGIONAL
 Vanderbilt 80, Utah State 77 (1st Round)

1989
WEST REGIONAL
 UNLV 68, Idaho 56 (1st Round)
 UNLV 85, DePaul 70 (2nd Round)
 UNLV 68, Arizona 67 (Semifinals)
 Seton Hall 84, UNLV 61 (Championship)

1990
WEST REGIONAL
 UNLV 102, Arkansas-Little Rock 72 (1st Round)
 LMU 111, New Mexico State 92 (1st Round)
 UNLV 76, Ohio State 65 (2nd Round)
 UNLV 69, Ball State 67 (Semifinals)
 UNLV 131, Loyola Marymount 101 (Championship)
SOUTHEAST REGIONAL
 UC Santa Barbara 70, Houston 66 (1st Round)
 Michigan State 62, UC Santa Barbara 58 (2nd Round)
FINAL FOUR
 UNLV 90, Georgia Tech 81 (Semifinals)
 UNLV 103, Duke 73 (National Championship)

1991
WEST REGIONAL
 UNLV 99, Montana 65 (1st Round)
 Creighton 64, New Mexico State 56 (1st Round)
 UNLV 62, Georgetown 54 (2nd Round)
 UNLV 83, Utah 66 (Semifinals)
 UNLV 77, Seton Hall 65 (Championship)
FINAL FOUR
 Duke 79, UNLV 77 (Semifinals)

1992
WEST REGIONAL
 New Mexico State 81, DePaul 73 (1st Round)
 New Mexico State 81, SW Louisiana 73 (2nd Round)
 UCLA 85, New Mexico State 78 (Semifinals)

1993
WEST REGIONAL
 Illinois 75, Long Beach State 72 (1st Round)
EAST REGIONAL
 New Mexico State 93, Nebraska 79 (1st Round)
 Cincinnati 92, New Mexico State 55 (2nd Round)

1994
MIDWEST REGIONAL
 Oklahoma State 65, New Mexico State 55 (1st Round)

1995
WEST REGIONAL
 Utah 76, Long Beach State 64 (1st Round)

1996
MIDWEST REGIONAL
 Kentucky 110, San Jose State 72 (1st Round)

1997
WEST REGIONAL
 St. Joseph's (Pa.) 75, Pacific 65 (1st Round)

1998
WEST REGIONAL
 Maryland 82, Utah State 68 (1st Round)

1999
MIDWEST REGIONAL
 Kentucky 82, New Mexico State 60 (1st Round)

2000
SOUTH REGIONAL
 Connecticut 75, Utah State 67 (1st Round)

2001
EAST REGIONAL
 Utah State 77, Ohio State 68 (ot) (1st Round)
 UCLA 75, Utah State 50 (2nd Round)

2002
WEST REGIONAL
 Arizona 86, UC Santa Barbara 81 (1st Round)

2003
WEST REGIONAL
 Kansas 64, Utah State 61 (1st Round)

2004
ST. LOUIS REGIONAL
 Pacific 66, Providence 58 (1st Round)
 Kansas 78, Pacific 63 (2nd Round)

BIG WEST RECORD IN THE NCAA TOURNEY

First Round	19-31
Second Round	8-8
Consolation	1-1
Regional Semifinals	7-6
Regional Championship	3-4
Final Four	2-2
Total	40-52

NCAA TOURNAMENT RESULTS

2005

ALBUQUERQUE REGIONAL

Pacific 79, Pittsburgh 71 (1st Round)
Washington 97, Pacific 79 (2nd Round)

CHICAGO REGIONAL

Arizona 66, Utah State 53 (1st Round)

2006

MINNEAPOLIS REGIONAL

Boston College 88, Pacific 76 (2ot) (1st Round)

2007

SOUTH REGIONAL

Tennessee 121, Long Beach State 86 (1st Round)

2008

MIDWEST REGIONAL

Wisconsin 71, Cal State Fullerton 56 (1st Round)

2009

WEST REGIONAL

Memphis 81, Cal State Northridge 70 (1st Round)

2010

MIDWEST REGIONAL

Ohio State 68, UC Santa Barbara 51 (1st Round)

NIT RESULTS

1978
FIRST ROUND
 Nebraska 67, Utah State 66 (at Nebraska)

1980
FIRST ROUND
 Long Beach State 104, Pepperdine 87 (at Anaheim)

SECOND ROUND
 UNLV 90, Long Beach State 81 (at UNLV)

1981
FIRST ROUND
 UTEP 57, San Jose State 53 (at UTEP)

1982
FIRST ROUND
 UC Irvine 70, San Diego State 69 (at SDSU)

SECOND ROUND
 Oklahoma 80, UC Irvine 77 (at OU)

1983
FIRST ROUND
 Fresno State 71, UTEP 64 (at FSU)
 Arizona State 87, Cal State Fullerton 83 (at ASU)

SECOND ROUND
 Fresno State 72, Michigan State 58 (at MSU)

THIRD ROUND
 Fresno State 76, Oregon State 67 (at OSU)

SEMIFINALS
 Fresno State 86, Wake Forest 62

CHAMPIONSHIP
 Fresno State 69, DePaul 60

1984
FIRST ROUND
 Southwestern Louisiana 94, Utah State 92 (at USU)

1985
FIRST ROUND
 Fresno State 79, Santa Clara 76 (at FSU)

SECOND ROUND
 Fresno State 66, New Mexico 55 (at FSU)

THIRD ROUND
 UCLA 53, Fresno State 43 (at UCLA)

1986
FIRST ROUND
 UC Irvine 80, UCLA 74 (at UCLA)

SECOND ROUND
 Brigham Young 93, UC Irvine 80 (at BYU)

1987
FIRST ROUND
 California 72, Cal State Fullerton 68 (at Cal)

1988
FIRST ROUND
 Stanford 80, Long Beach State 77 (at Stanford)

1989
FIRST ROUND
 Wichita State 70, UC Santa Barbara 62 (at WSU)
 Pepperdine 84, New Mexico State 69 (at NMSU)

1990
FIRST ROUND
 Long Beach State 86, Arizona State 71 (at ASU)

SECOND ROUND
 Hawaii 84, Long Beach State 79 (at UH)

1992
FIRST ROUND
 Texas Christian 73, Long Beach State 61 (at TCU)
 Arizona State 71, UC Santa Barbara 65 (at UCSB)

1993
FIRST ROUND
 USC 90, UNLV 74 (at UNLV)
 Pepperdine 53, UC Santa Barbara 50 (at UCSB)

1995
FIRST ROUND
 New Mexico State 97, Colorado 83 (at NMSU)
 Illinois State 93, Utah State 87 (ot) (at USU)

SECOND ROUND
 New Mexico State 92, Texas-El Paso 89 (ot) (at UTEP)

THIRD ROUND
 Virginia Tech 64, New Mexico State 61 (at Va. Tech)

1997
FIRST ROUND
 Nevada 97, Fresno State 86 (at FSU)

SECOND ROUND
 Nebraska 78, Nevada 68 (at NEV)

1998
FIRST ROUND
 Fresno State 73, Pacific 70 (at PAC)

2000
FIRST ROUND
 Arizona State 83, New Mexico State 77 (at ASU)
 California 70, Long Beach State 66 (at CAL)

2001
FIRST ROUND
 Tulsa 75, UC Irvine 71 (at Tulsa)

2002
FIRST ROUND
 Montana State 77, Utah State 69 (at USU)
 Brigham Young 78, UC Irvine 55 (at BYU)

2003
FIRST ROUND
 San Diego State 67, UC Santa Barbara 62 (ot) (at SDSU)

2004
FIRST ROUND
 Hawai'i 85, Utah State 74 (at USU)

2005
OPENING ROUND
 Cal State Fullerton 85, Oregon State 83 (ot) (at OSU)

FIRST ROUND
 Cal State Fullerton 85, San Francisco 69 (at USF)

SECOND ROUND
 Georgetown 74, Cal State Fullerton 57 (at GU)

2008
FIRST ROUND
 Mississippi 83, UC Santa Barbara 68 (at MISS)

NCAA Tournament Coaching Records

School	Coach	Yrs	W-L	CH	4	8	16
CSF	Bobby Dye (1978)	1	2-1	0	0	1	0
	Bob Burton (2008)	1	0-1	0	0	0	0
	CSF Totals	2	2-2	0	0	1	0
CSUN	Bobby Braswell (2001, 09)	2	0-2	0	0	0	0
	CSUN Totals	2	0-2	0	0	0	0
LBSU	Jerry Tarkanian (1970, 71, 72, 73)	4	7-5	0	0	2	0
	Dwight Jones (1977)	1	0-1	0	0	0	0
	Seth Greenberg (1993, 95)	2	0-2	0	0	0	0
	Larry Reynolds (2007)	1	0-1	0	0	0	0
	LBSU Totals	8	7-9	0	0	2	0
UCSB	Jerry Pimm (1988, 90)	2	1-2	0	0	0	0
	Bob Williams (2002)	2	0-2	0	0	0	0
	UCSB Totals	4	1-4	0	0	0	0
PAC	Dick Edwards (1966, 67, 71)	3	2-4	0	0	1	0
	Stan Morrison (1979)	1	0-1	0	0	0	0
	Bob Thomason (1997, 2004, 05, 06)	4	2-4	0	0	0	0
	PAC Totals	8	4-9	0	0	1	0

NIT Coaching Records

School	Coach	Yrs	W-L	CH	SM	QR	3rd	2nd	1st
CSF	George McQuam (1983, 87)	2	0-2	0	0	0	0	0	2
	Bob Burton (2005)	1	2-1	0	0	0	0	1	0
	CSF Totals	3	2-3	0	0	0	0	1	2
LBSU	Tex Winter (1980)	1	1-1	0	0	0	0	1	0
	Joe Harrington (1988, 90)	2	1-2	0	0	0	0	1	1
	Wayne Morgan (2000)	1	0-1	0	0	0	0	0	1
	LBSU Totals	4	2-4	0	0	0	0	2	2
UCI	Bill Mulligan (1982, 86)	2	2-2	0	0	0	0	2	0
	Pat Douglass (2001, 02)	2	0-2	0	0	0	0	0	2
	UCI Totals	4	2-4	0	0	0	0	2	2
UCSB	Jerry Pimm (1989, 93)	2	0-2	0	0	0	0	0	2
	Bob Williams (2003, 2008)	2	0-2	0	0	0	0	0	2
	UCSB Totals	4	0-4	0	0	0	0	0	4
PAC	Bob Thomason (1998)	1	0-1	0	0	0	0	0	1
PAC Totals	1	0-1	0	0	0	0	0	0	1