NORTHWESTERN

2019-20 MEDIA GUIDE

2019-20 MEDIA GUIDE

Quick Facts 3
2019-20 Schedule 4
Big Ten Conference 5
2020 Big Ten Tournament Bracket 6
Welsh-Ryan Arena 7
President Morton Schapiro 8
Combe Family VP for Athletics and Recreation Jim Phillips 9
Coaches and Staff 10
2019-20 Northwestern Wildcats 19
Individual Game-by-Game Statistics 26
Returner Career Statistics 29
2018-19 Season Review 36
Year-By-Year Records 47
Northwestern Year-By-Year Statistics 49
Opponent Year-By-Year Statistics 50
Year-By-Year Results 51
Series Records vs. Opponents 63
Series History vs. Opponents 64
Northwestern Records 74
Individual Records 75
Team Records 76
Individual Career Records 77
Individual Season Records 79
Individual Game Records 81
Team Game Records 83
Team Season Records 84
Year-By-Year Leaders 85
Welsh-Ryan Arena Records 89
NU Big Ten Tournament Records 90
NU NCAA Tournament Records 91
Last Time It Happened 92
Northwestern History 94
All-Americans 95
Big Ten honors 97
1,000-Point Scorers 98
All-Time Letterwinners 106
Postseason Results 110

2019-20 QUICK FACTS
City/Zip: Evanston, IL 60208
Enrollment: 8,367
Nickname: Wildcats
School Color: Purple
Arena Name: Welsh-Ryan Arena
Capacity: 7,039
Affiliation: NCAA Division I
President: Morton Schapiro
Combe Family Vice President of Athletics and Recreation: Dr. Jim Phillips
Athletic Dept. Phone: 847-491-8880

2018-19 Overall Record: 13-19
Conference Record (Finish): 4-16 (14th)
Starters Returning/Lost: 2/3
Letterwinners Returning/Lost: 6/7

First Year of Basketball: 1904-05
Overall Won-Lost: 1093-1515-1
NCAA appearances/last: 1/2017
NIT appearances/last: 7/2012
Last Postseason Opponent:
Gonzaga, NCAA Second Round
Result: L, 79-73

Head Coach: Chris Collins
Alma Mater, Year: Duke, '96
Record at NU: 101-96 (Seventh Season)
Overall Record: 101-96 (Seventh Season)
Office Phone: 847-491-7906
Assistant Coach: Brian James
Year: Seventh Season
Alma Mater, Year: Illinois State, '77
Assistant Coach: Emanuel Dildy
Year: Second Season
Alma Mater, Year: Eastern Illinois, '05
Assistant Coach: John Borovich
Year: First Season
Alma Mater, Year: Central Michigan, '01
Director of Basketball Operations:
Chris Lauten
Assistant Director of Basketball Operations: Bryant McIntosh
Sports Performance: Mike Schweigert
Athletic Trainer: Jen Tymkew
Equipment Manager: John Lovellette

WHO WE ARE
Acceptable references:
Northwestern, Northwestern University, NU, Wildcats, 'Cats, Chicago's Big Ten Team

Please avoid:
N'western, NW, NWU

RETURNING STARTERS (2)
Anthony Gaines (Jr., G, 6.9 ppg, 4.7 rpg)
A.J. Turner (Sr., F, 8.7 ppg, 2.3 rpg)

OTHER RETURNING LETTERWINNERS (4)
Ryan Greer (So., G, 1.5 ppg, 1.0 rpg)
Miller Kopp (So., F, 4.9 ppg, 2.2 rpg)
Pete Nance (So., F, 2.9 ppg, 1.8 rpg)
Tino Malnati (R-Jr., G, 0.0 ppg, 0.0 rpg)

STARTERS LOST (3)
Vic Law (F, 15.0 ppg, 6.4 rpg)
Dererk Pardon (C, 14. 0 ppg, 7.8 rpg)
Ryan Taylor (G, 9.8 ppg, 1.9 rpg)

NEWCOMERS (9)
Ryan Young, R-Fy., C^
Boo Buie, Fy., G
Robbie Beran, Fy., F
Jared Jones, Fy. C
Roy Dixon III, Fy., G
Dylan Sandhu, R-Fy., G
Eric Zalewski, R-So., G
Pat Spencer, Gr., G
Chase Audige*, R-Fy., G

**^Redshirt during the 2018-19 season.*
** Transferred from William & Mary and will sit out the 2019-20 season due to NCAA rules.*

NORTHWESTERN ATHLETIC COMMUNICATIONS
Associate A.D./Athletic Comm.: Paul Kennedy
Athletic Communications Phone: 847-491-7503

Assoc. Director/Men's Basketball Contact:
Ray O'Connell
Office Phone: 847-467-3418
Cell Phone: 773-550-0128
E-Mail Address:
raymond.oconnell@northwestern.edu

Asst. Director/Men's Basketball Contact:
Hope Carpinello
Office Phone: 847-467-3274
Cell Phone: 561-702-1847
E-Mail Address:
hope.carpinello@northwestern.edu

Mailing/Overnight Address
Anderson Hall
1501 Central Street
Evanston, IL 60208

2019-20 Northwestern Men's Basketball Media Guide designed and edited by Northwestern Athletic Communications staff.
***PHOTOGRAPHY:** Stephen J. Carrera, Northwestern Athletics, Northwestern University Archives*

2019-20 SCHEDULE

DAY	DATE	OPPONENT	SITE	TIME	TV
Thu.	**Oct. 31**	**Quincy (Exhibition)**	**Evanston, Ill.**	**7 p.m.**	**BTN Plus**
Fri.	**Nov. 8**	**Merrimack**	**Evanston, Ill.**	**7 p.m.**	**BTN Plus**
Wed.	**Nov. 13**	**Providence**	**Evanston, Ill.**	**8 p.m.**	**BTN**
Tue.	**Nov. 19**	**Radford**	**Evanston, Ill.**	**7 p.m.**	**BTN Plus**
Fri.	**Nov. 22**	**Norfolk State**	**Evanston, Ill.**	**7 p.m.**	**BTN Plus**
Mon.	Nov. 25	vs. Bradley ✗	Fort Myers, Fla.	7:30 p.m.	FS1
Wed.	Nov. 27	vs. Kansas State or Pittsburgh ✗	Fort Myers, Fla.	TBA	FS1
Tue.	Dec. 3	at Boston College ❖	Chesnut Hill, Mass.	6 p.m.	ESPNU
Sun.	Dec. 8	at Purdue *	West Lafayette, Ind.	4 p.m.	BTN
Sun.	**Dec. 15**	**SIU-Edwardsville**	**Evanston, Ill.**	**3 p.m.**	**ESPNU**
Wed.	**Dec. 18**	**Michigan State ***	**Evanston, Ill.**	**7 p.m.**	**BTN**
Sat.	Dec. 21	at Depaul	Chicago, Ill.	7:30 p.m.	CBSSN
Sun.	**Dec. 29**	**Hartford**	**Evanston, Ill.**	**1/3 p.m.**	**BTN**
Sun.	Jan. 5	at Minnesota *	Minneapolis, Minn.	6:30 p.m.	BTN
Wed.	Jan. 8	at Indiana *	Bloomington, Ind.	6 p.m.	BTN
Sat.	**Jan. 11**	**Nebraska ***	**Evanston, Ill.**	**TBA**	**BTN**
Tue.	**Jan. 14**	**Iowa ***	**Evanston, Ill.**	**7 p.m.**	**BTN**
Sat.	Jan. 18	at Illinois *	Urbana-Champaign, Ill.	4 p.m.	BTN
Fri.	Jan. 18	at Rutgers *	Piscataway, N.J.	6 p.m.	BTN
Tue.	**Jan. 21**	**Maryland ***	**Evanston, Ill.**	**6 p.m.**	**FS1**
Sun.	**Jan. 26**	**Ohio State ***	**Evanston, Ill.**	**5:30 p.m.**	**BTN**
Wed.	Jan. 29	at Michigan State *	East Lansing, Mich.	5:30 p.m.	BTN
Sat.	**Feb. 1**	**Purdue ***	**Evanston, Ill.**	**8 p.m.**	**BTN**
Sun.	Feb. 9	at Rutgers *	Piscataway, N.J.	5:30 p.m.	BTN
Wed.	**Feb. 12**	**Michigan ***	**Evanston, Ill.**	**8 p.m.**	**BTN**
Sat.	Feb. 15	at Penn State *	University Park, Penn.	11 a.m.	BTN
Tue.	Feb. 18	at Maryland *	College Park, Md.	7 p.m.	BTN
Sun.	**Feb. 23**	**Minnesota ***	**Evanston, Ill.**	**2 p.m.**	**BTN**
Thu.	**Feb. 27**	**Illinois***	**Evanston, Ill.**	**7 p.m.**	**BTN**
Sun.	Mar. 1	at Nebraska *	Lincoln, Neb.	3:15 p.m.	BTN
Wed.	Mar. 4	at Wisconsin *	Madison, Wis.	8 p.m.	BTN
Sat.	**Mar. 7**	**Penn State ***	**Evanston, Ill.**	**3 p.m.**	**BTN**
Wed.-Sun.	Mar. 11 - 15	Big Ten Tournament	Indianapolis, Ind.		

✗ Fort Myers Tip-Off
❖ Big Ten/ACC Challenge
* Big Ten game

All times Central
Home games in **bold**

2019 BIG TEN/ACC CHALLENGE

ESPN in conjunction with the Big Ten Conference and the Atlantic Coast Conference announced the matchups for the 21st annual ACC/Big Ten Challenge Thursday and Northwestern will travel to battle Boston College.

The Wildcats and Eagles will meet at Conte Forum on Tuesday, Dec. 3, 2019. Tip times and television designations will be announced at a later date.

Northwestern and Boston College have met five times with the Wildcats holding a 3-2 series lead. The last meeting was a 85-67 win for NU in the second round of the 2011 National Invitation Tournament. This is the first time NU and BC have met in the Challenge.

The Wildcats moved to 9-11 all-time in the ACC/Big Ten Challenge following a 67-61 win over Georgia Tech in the 2018 conference clash.

ESPN, ESPN2 and ESPNU will combine to televise all 14 games of the event, matching top college basketball programs playing for conference supremacy and the Commissioner's Cup. All games will also be available to stream via the ESPN app.

2019 ACC/Big Ten Challenge Schedule

Monday, December 2
Miami at Illinois
Clemson at Minnesota

Tuesday, December 3
Florida State at Indiana
Iowa at Syracuse
Michigan at Louisville
Duke at Michigan State
Northwestern at Boston College
Rutgers at Pitt

Wednesday, December 4
Notre Dame at Maryland
Nebraska at Georgia Tech
Ohio State at North Carolina
Wake Forest at Penn State
Virginia at Purdue
Wisconsin at NC State

BIG TEN TOURNAMENT

The Big Ten Men's Basketball Tournament will be held in Indianapolis for the 11th time and returns to the United Center for the first time since 2015. Action will begin on Wednesday, March 11 and run through the championship game on Sunday, March 15.

Year	Dates (Location)
2020	March 11-15 (Indianapolis)
2021	TBA (Chicago)
2022	TBA (Indianapolis)

The league tournament returns to Indy for the first time since 2016.

Northwestern dropped a 72-70 overtime contest to Michigan in the 2016 Big Ten Tournament. Alex Olah had 20 points and 13 boards in his final game.

2020 BIG TEN MEN'S BASKETBALL TOURNAMENT

MARCH 11-15 • BANKERS LIFE FIELDHOUSE • INDIANAPOLIS, IND.

MARCH 11	MARCH 12	MARCH 13	MARCH 14	MARCH 15
#13 Seed GAME 1 6 p.m. ET BTN #12 Seed	#9 Seed GAME 3 Noon ET BTN #8 Seed	GAME 7 Noon p.m. ET BTN #1 Seed	GAME 11 1 p.m. ET CBS Sports	GAME 13 3:30 p.m. ET CBS Sports
#14 Seed GAME 2 25 min. after Game 1 BTN #11 Seed	GAME 4 25 min. after Game 3 BTN #5 Seed	GAME 8 25 min. after Game 7 BTN #4 Seed	GAME 12 3:30 p.m. ET CBS Sports	2020 TOURNAMENT CHAMPION
	#10 Seed GAME 5 6:30 p.m. ET BTN #7 Seed	GAME 9 6:30 p.m. ET BTN #2 Seed		
	GAME 6 25 min. after Game 5 BTN #6 Seed	GAME 10 25 min. after Game 9 BTN #3 Seed		

WELSH-RYAN ARENA

Welsh-Ryan Arena underwent a complete $110 million renovation following the completion of the 2016-17 season. It opened on Nov. 2, 2018, when the Wildcats defeated McKendree, 83-44.

Highlights of the project include:

- New seating throughout the arena, with chair-back seats replacing existing wood bleachers
- Wider, more accessible concourses with improved lighting
- Improved accessibility for the mobility-impaired, with five new elevators replacing the existing one
- New and expanded restrooms as well as the addition of accessible family restrooms
- New concession areas with twice as many point-of-sale stations for increased efficiency, along with new food and drink offerings
- State-of-the-art lighting, audio and video capabilities in the arena
- Premium seating areas and expansion of the club area, which provides space for pre- and post-game events
- Expansion of the building lobby
- New locker rooms for men's basketball, women's basketball and volleyball

McGaw Memorial Hall has been the home of the Wildcats since 1952, when it was built in part to accommodate a meeting of the World Council of Churches at the University. One of the best facilities of its size in the nation when it opened, McGaw Hall played host to the 1956 Final Four, which saw San Francisco win an 83-71 decision over Iowa in the championship game—a contest which drew a crowd of 10,653, still the building's basketball attendance record. McGaw Hall was one of just three different arenas to stage the event from 1953-59.

McGaw Hall was officially dedicated on Jan. 18, 1953, although the first game in it was played Dec. 6, 1952, with Northwestern taking on Western Michigan. The fieldhouse was donated to the University by Foster G. McGaw and friends in memory of his father, the Reverend Francis A. McGaw, a Presbyterian minister who died at his mission in Nairobi, Africa, in 1942.

After its early glory days, the structure to which the Wildcats returned in 1983-84 was not the same one they had left 12 months earlier. A $6.75 million renovation of the building had dramatically altered its interior, with the biggest improvement being the completion of Welsh-Ryan Arena. NU played its home games at Alumni Hall on DePaul University's campus during the 1982-83 season while the renovations were taking place.

As a part of the $20 million Campaign for Athletic Excellence, various facilities in McGaw Hall were updated and improved. New wood basketball courts were added to the back of McGaw Hall for extra practice and playing time for the men's basketball, women's basketball and volleyball teams.

The arena is named in recognition of a leadership gift to the $21 million Athletic Facilities Campaign by the Patrick G. and Shirley Ryan family of Kenilworth, Ill. Ryan, the recently retired chairman of Northwestern's Board of Trustees, is retired president and chief executive officer of AON Corporation. The name-gift pledge to the Campaign was made by the Ryan family in honor of his parents, Mr. and Mrs. Patrick G. Ryan Sr. and his wife's parents, Mr. and Mrs. Robert J. Welsh Sr.

Prior to their move to McGaw Hall, the Wildcats played their home games at Patten Gymnasium from 1910-40. One of the most important events held in the building during its final year was the championship game of the first NCAA tournament on March 27, 1939, when Oregon defeated Ohio State 46-33. Northwestern split its home games between Chicago Stadium and Evanston High School from 1940-52 before McGaw Hall opened for the 1952-53 season. The facility was constructed at a cost of $1.3 million.

The men's and women's basketball programs moved into brand-new locker rooms during the 2007-08 season as part of a $4 million project. The second phase of the efforts was completed in time for the 2008-09 campaign as the coaching staffs moved into their new offices on the second floor of the project.

For the 2014-15 season, high definition quality videoboards were installed at center court as well as behind each of the baskets.

Northwestern University President

MORTON SCHAPIRO

Morton Schapiro began his term as the 16th president of Northwestern University on September 1, 2009. He is a professor of economics in Northwestern's Judd A. and Marjorie Weinberg College of Arts and Sciences and also holds appointments in the J. L. Kellogg School of Management and the School of Education and Social Policy.

President Schapiro is among the nation's leading authorities on the economics of higher education, with particular exper tise in the area of college financing and affordability and on trends in educational costs and student aid. He has testified before US Senate and House committees on economic and educational issues and is widely quoted in the national media on those issues.

Previously President Schapiro was president of Williams College from 2000 to 2009. Earlier he had served as a member of the Williams College faculty from 1980 to 1991 as professor of economics and assistant provost. In 1991 he went to the University of Southern California, where he served as chair of the Department of Economics until 1994 and then as dean of the College of Letters, Arts and Sciences until 2000. During his last two years as dean, he also served as the university's vice president for planning.

President Schapiro has written more than 100 articles and written or edited nine books. The books include: Cents and Sensibility: What Economics Can Learn from the Humanities (with Gary Saul Morson, Princeton University Press 2017); The Student Aid Game: Meeting Need and Rewarding Talent in American Higher Education (with Michael McPherson, Princeton University Press 1998); Keeping College Affordable: Government and Educational Opportunity (with Michael McPherson, Brookings Institution 1991); plus an edited volume: The Fabulous Future? America and the World in 2040 (with Gary Saul Morson, Northwestern University Press 2015).

He has received research grants and contracts from the National Science Foundation, the US Department of Education, the World Bank, the Andrew W. Mellon Foundation, the Spencer Foundation, the College Board, the Organization for Economic Coopera tion and Development, and other groups to study the economics of higher education and related topics. In 2010 he was elected a fellow of the American Academy of Arts and Sciences, and in 2017 he was elected to the National Academy of Education.
He received his bachelor's degree in economics from Hofstra University and his doctorate from the University of Pennsylvania.

President Schapiro and his wife Mimi have three children: Matt, Alissa and Rachel.

Combe Family
Vice President for Athletics and Recreation

DR. JIM PHILLIPS

James J. Phillips became Northwestern's 21st director of intercollegiate athletics and recreation on April 14, 2008, bringing a track record of success at the Division I level and a commitment to the values Northwestern always has maintained in collegiate athletics. Four years into his tenure, Northwestern President Morton Schapiro elevated Phillips to the position of Combe Family Vice President for Athletics & Recreation.

A native of the Portage Park neighborhood on Chicago's northwest side, Phillips has proven to be the perfect fit to lead Northwestern's 19-sport program in the shadow of the nation's third-largest city. His deep Windy City roots and family orientation are an integral part of a core philosophy of providing student-athletes with a world-class experience that enables them to thrive academically, socially and athletically.

During Phillips' decade-plus of leadership, Northwestern student-athletes have reached new heights in the classroom, in the community and in competition.

Academically, Wildcats set school records with 265 Academic All-Big Ten honors and 86 Big Ten Distinguished Scholar awards in 2018-19. The group of more than 500 young men and women combined to post a record GPA of 3.38 during the 2018-19 academic year. The spring of 2019 marked the 12th consecutive quarter in which the Wildcats exceeded a 3.3 average GPA as a group, with the average student-athlete GPA a record 3.40 during the term. During that most recent quarter, 83 percent of student-athletes posted a GPA of 3.0-or-better.

NU scored a 98 percent overall Graduation Success Rate (GSR) in the latest data released by the NCAA, a figure which leads all Football Bowl Subdivision (FBS) schools. The Wildcats have scored 96 percent-or-higher overall in every year that GSR data has been released, finishing in the Top-4 among FBS athletic departments all 14 years. Northwestern football's 99-percent GSR is the top score among all FBS institutions across the nation, and leads the Big Ten by 10 points.

Northwestern continues to be among the nation's leaders in community service, and Wildcats student-athletes totaled more than 5,500 hours in service of more than 100 community organizations in 2018-19. That emphasis on outreach has also included athletic department staff since 2012, during the annual Staff Service Day in early June. In 2012, Phillips guided the institution of the trailblazing 'NU For Life' program, an innovative four-year curriculum dedicated to guiding student-athletes toward their professional passion, connecting them with desirable internship and job opportunities, and preparing them for lifelong success after their playing careers are complete.

In competition, lacrosse, softball, golf, fencing, soccer, tennis, field hockey, swimming, diving and wrestling all have won conference or national championships during Phillips' tenure. Nine of Northwestern's 15 all-time bowl appearances have been earned since 2008, and the football program has posted three 10-win campaigns, four bowl championships, and a Big Ten West Division title over the last seven seasons, including back-to-back-to-back bowl wins the last three years. With Phillips at the helm, Northwestern student-athletes have piled up 137 All-America honors, 41 Player of the Year awards and more than 2,500 Academic All-Big Ten honors. The Wildcats also have been recognized with 30 Coach of the Year awards, and have won 37 conference championships.

Mirroring the evolution across campus, Athletics & Recreation is in the midst of a facilities transformation, led by unprecedented support from the Wildcats community. This year the department will officially introduce the new Trienens Performance Center and a dramatic renovation to the Gleacher Golf Center and Patten Gymnasium. Last year Walter Athletics Center, Ryan Fieldhouse and Wilson Field on Lake Michigan opened as the new nucleus of the day-to-day student-athlete experience, and the new Welsh-Ryan Arena debuted as the home of basketball, volleyball and wrestling. Northwestern also has opened a 30,000 square-foot expansion of the Henry Crown Sports Pavilion for recreation, a multi-million dollar sailing center serving the entire community, Miller Park, Martin Stadium, Hutcheson Field, and the renovated Lakeside Field in the last several years.

He was elected by his peers as the inaugural chair of the NCAA Division I Council. During a two-and-a-half year term, he served as the first-ever sitting athletic director on the NCAA Board of Directors and Board of Governors, and helped lead the most sweeping legislative reform in history for the benefit of student-athletes across the nation. He is currently a member of the NCAA Division I Men's Basketball Committee, the group's first Northwestern representative in 50 years. This year he serves on both the Rose Bowl Management Committee and Fiesta Bowl Board of Directors, and is a past president of the National Association of Collegiate Directors of Athletics (NACDA).

Phillips was honored as the 2018 Sports Business Journal Athletic Director of the Year, and as the National Association of Collegiate Directors of Athletics (NACDA) Under Armour Athletic Director of the Year in FBS in both 2012 and 2016.

Phillips and his wife, Laura, have five children: Luke, Madeline, Meredith, John and James.

PARIS a ROME
2019
CULTURE
POUNDTOWN ROCK

NORTHWESTERN STAFF

Sullivan-Ubben Head Coach • Seventh Season

CHRIS COLLINS

Chris Collins is in his seventh season as the head coach at Northwestern. He was named the University's 24th head men's basketball coach on March 27, 2013.

During his sixth campaign at the helm of the program, Collins saw program greats Vic Law and Dererk Pardon complete their college careers. Both were named All-Big Ten honorable mention and both finished with over 1,000-career points. Law finished his career in the top-10 at Northwestern for 3-pointers made (10th; 193), rebounds (9th; 710), and double-doubles (7th; 8). As a senior, Pardon averaged a career-high 13.9 points per game, a single-season high 244 rebounds and was the only Wildcat to start and play in all 31 games throughout 2018-19. Collins mentored Pardon to become Northwestern's all-time leader in career field goal percentage (60.2%). He ranks second all-time at NU in blocks (149), fifth in rebounds (785) and fourth in double-doubles (18).

With Northwestern's 73-66 win over Indiana on Jan. 22, 2019, Collins picked up his 100th career head coaching victory. He became the third coach in program history to accomplish the feat and fastest ever to reach the mark.

In 2017-18, Collins saw his first Northwestern recruiting class wrap up their collegiate careers. Bryant McIntosh left NU with more than 1,600 points and 700 career assists, becoming one of only three players in Big Ten history to reach both milestones. His 700 career assists are a program record, while ranking seventh in league history. Scottie Lindsey finished his time in Evanston ranking eighth in school history in career three-point field goals and in the top 20 in scoring.

Collins guided the Wildcats to heights never before reached during the 2016-17 season. The unforgettable campaign saw Northwestern accumulate a school-record 24 wins while earning the program's first NCAA tournament berth and victory in school history.

NU captured the nation's attention with its outstanding start to the season. An 18-4 start, including a six-game winning streak in Big Ten Conference play — the program's first since 1933 — saw the team crack the top 25 of the Associated Press poll on Jan. 30, the team's first national ranking in seven years.

Northwestern went on to record 10 wins in league play, its most since the 1932-33 campaign. Five of the victories came on the road, including a 66-59 triumph at No. 7/5 Wisconsin on Feb. 12.

The 'Cats picked up a pair of wins in the Big Ten tournament in Washington D.C., including defeating 25th-ranked Maryland in its own backyard, to give NU its first appearance in the conference tournament semifinal round in school history.

NU was rewarded with an NCAA tournament berth on Selection Sunday and the Wildcats earned a 68-66 victory over Vanderbilt in an opening-round contest in Salt Lake City. Northwestern pushed second-ranked and eventual national runner-up Gonzaga to the limits in the second round before eventually suffering a narrow loss.

The 'Cats placed two individuals on the All-Big Ten teams for the first time since 2012 as Bryant McIntosh was a unanimous second-team selection while Scottie Lindsey was recognized as a third-team pick of the league's coaches. In addition, Vic Law was named to the conference's five-member All-Defensive Team.

Lindsey was one of the Big Ten's most improved players while McIntosh became Northwestern's all-time leader in assists in just his third season of play. McIntosh's average of 5.4 assists per game in conference play made him the first Wildcat in school history to lead the Big Ten in the category (since 1975).

Additionally, Derek Pardon led the Big Ten in field goal percentage in league play (.617) and Nathan Taphorn was the conference leader in 3-point field goal percentage in all games (.470).

Northwestern hung its hat on its defense as the team ranked second in the Big Ten in both opponents field goal percentage (.403) and scoring defense (65.5 ppg), while ranking third in blocked shots (4.9 pg).

Collins' contributions to the program were rewarded by being named one of four national finalists for the Naismith Men's Coach of the Year award.

Following the 2016-17 season, Collins agreed to a contract extension that runs through the 2024-25 campaign.

The 2015-16 season saw the Wildcats establish a then school regular-season record 20 wins, including eight in Big Ten play. Three of the Big Ten wins were by 20 or more points, marking the first time a Northwestern team posted three league wins by 20+ points since the

1943-44 season.

The Wildcats posted a 10-game winning streak—just the second double-figure winning streak all-time at NU—en route to a 13-1 start to the season, matching the school record for the top 14-game opening stretch in school history. The squad also notched a school-record 13-game home winning streak spanning the 2014-15 and 2015-16 seasons.

Northwestern ranked sixth in the nation with a 1.59 assist-to-turnover ratio paced by McIntosh who recorded a school single-season record 213 assists. The total blew away the previous record of 157 set by Tim Doyle in 2006-07. McIntosh earned honorable mention All-Big Ten distinction along with senior Tre Demps.

Collins' second season with the Wildcats saw the young team continue to improve throughout the season. Despite a stretch of heartbreaking losses, Northwestern showed the resilience to bounce back late in the year to post four straight Big Ten victories and five of six.

Despite being without the services of leading returning scorer JerShon Cobb for a good portion of the season, the 'Cats came together during their late-season surge. Three of the team's top six scorers were true freshmen, including McIntosh who set the school freshman record with 150 assists to go along with an average of 11.4 points per game en route to being named to the five-member Big Ten All-Freshman Team.

Demps and Alex Olah both earned honorable mention All-Big Ten recognition. Olah became the school's career leader in blocked shots in just three seasons and ranked third in the Big Ten with seven double-doubles.

In his first season at the helm, Collins led the Wildcats to an impressive string of road victories.

Collins won his debut as a head coach, notching a 72-55 victory over Eastern Illinois Nov. 9. He traversed the 'Cats through a grinding Big Ten schedule, including earning his first conference triumph at home against 23rd-ranked Illinois Jan. 12.

Northwestern's impressive string of road success began Jan. 18 at Indiana before the Wildcats earned a 65-56 win at 14th-ranked Wisconsin. The loss was just the fifth by an unranked Big Ten team in 73 games during Bo Ryan's tenure in Madison. The winning ways continued three days later when the 'Cats notched a one-point win at Minnesota, marking NU's first three-game road winning streak since 1960.

Even though second-leading scorer Cobb was lost to injury late in the season, the Wildcats finished the campaign strong, defeating Purdue on the road to wrap up the regular season before upsetting sixth-seeded Iowa in the opening round of the Big Ten tournament.

The Wildcats were greatly improved on the defensive end under Collins' guidance, holding four of their Big Ten opponents below 30 percent shooting in a game. NU allowed a mere 63.3 points per game in conference play to rank second in the league. Meanwhile, the team's .419 opponents field goal percentage ranked third in the Big Ten.

Collins came to Evanston after serving on the coaching staff at Duke since July 22, 2000. He was promoted to Associate Head Coach in the summer of 2008. During Collins' 13 seasons on the Blue Devils' staff, Duke posted an overall record of 385-77 while recording eight ACC tournament championships, four ACC regular season titles, eight in-season tournament titles and national championships in 2001 and 2010.

Collins worked primarily with backcourt players during his time at Duke and tutored All-Americans Jason Williams, Mike Dunleavy, Chris Duhon, J.J. Redick, Gerald Henderson, DeMarcus Nelson, Jon Scheyer, Nolan Smith and Austin Rivers, in addition to NBA draft picks Daniel Ewing, Kyrie Irving and Kyle Singler.

Collins also served as a court coach and scout for Mike Krzyzewski, assisting the USA Basketball Senior National Team staff with on-court duties as well as game preparation from 2006-12, including during the program's gold-medal performances at the 2008 Beijing Olympics, 2010 FIBA World Championships and 2012 London Olympics.

In his first season as a coach at Duke, the Blue Devils won the

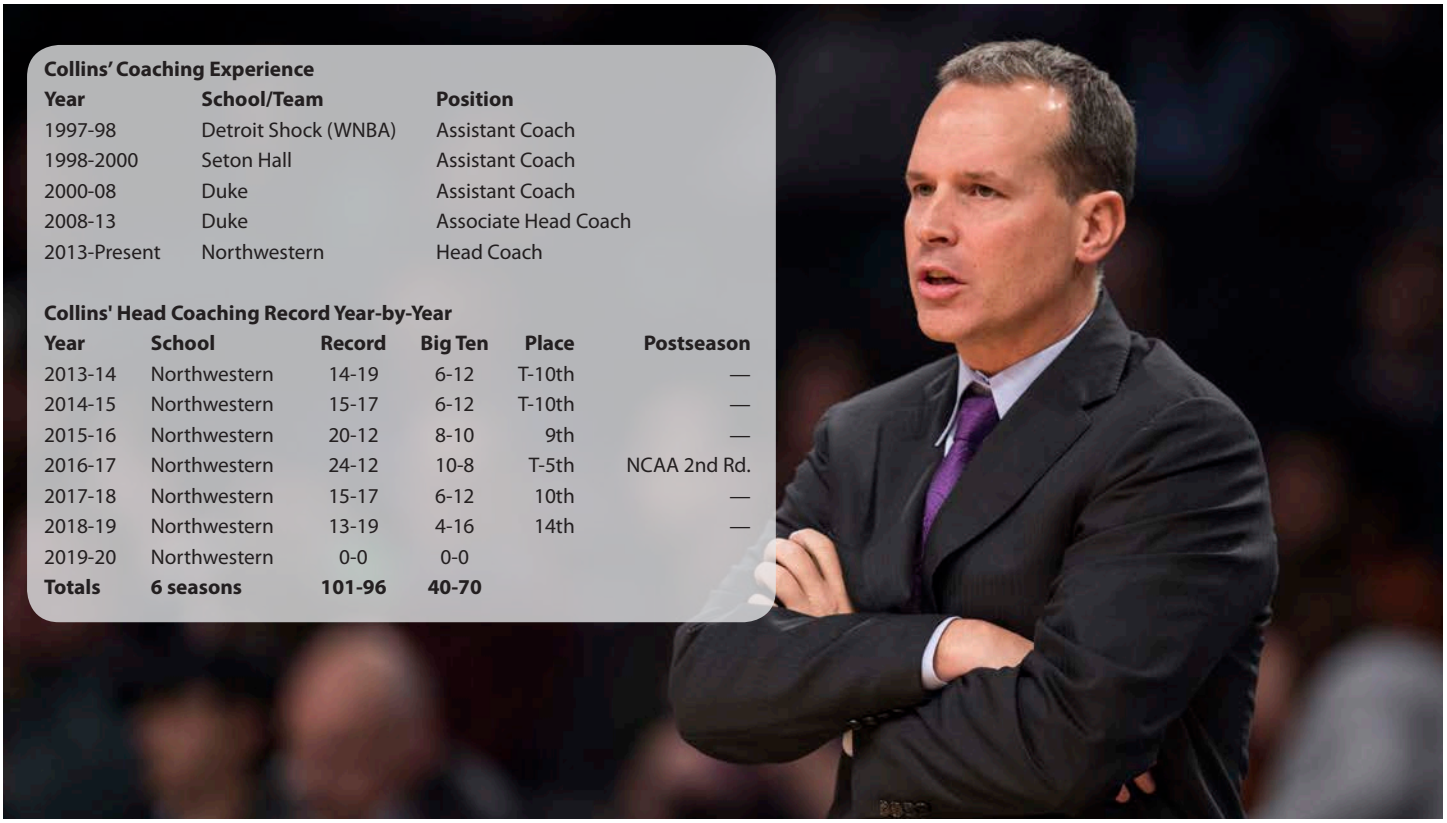

Collins' Coaching Experience

Year	School/Team	Position
1997-98	Detroit Shock (WNBA)	Assistant Coach
1998-2000	Seton Hall	Assistant Coach
2000-08	Duke	Assistant Coach
2008-13	Duke	Associate Head Coach
2013-Present	Northwestern	Head Coach

Collins' Head Coaching Record Year-by-Year

Year	School	Record	Big Ten	Place	Postseason
2013-14	Northwestern	14-19	6-12	T-10th	—
2014-15	Northwestern	15-17	6-12	T-10th	—
2015-16	Northwestern	20-12	8-10	9th	—
2016-17	Northwestern	24-12	10-8	T-5th	NCAA 2nd Rd.
2017-18	Northwestern	15-17	6-12	10th	—
2018-19	Northwestern	13-19	4-16	14th	—
2019-20	Northwestern	0-0	0-0		
Totals	**6 seasons**	**101-96**	**40-70**		

2001 national championship with an 82-72 victory over Arizona. Along the way, Williams earned unanimous first-team All-America and National Player of the Year honors by the NABC. Duhon, a freshman under Collins' tutelage in 2001, was named the ACC Rookie of the Year.

The following year, the Blue Devils posted a 31-4 record, won the ACC tournament for the fourth-consecutive season and were ranked No. 1 in the nation in the final Associated Press poll. Williams earned National Player of the Year honors for the second-consecutive year.

During the 2002-03 season, Duke posted a 26-7 record, a fifth-consecutive ACC tournament championship. One year later, Duke went 31-6 and returned to the Final Four for the second time in Collins' coaching career. Two of his backcourt players, Duhon and Redick, earned All-America and All-ACC recognition.

Collins helped the Blue Devils to a 26-7 overall slate that included the ACC tournament crown in 2004-05. Redick was named the National Player of the Year.

In the 2005-06 season, Collins watched his star pupil, Redick, rank second in the NCAA with a scoring average of 26.8 points per game, while setting the Duke and ACC career scoring records and the NCAA career three-point field goals record. He was a consensus National Player of the Year and a unanimous first-team All-American for the 32-4 Blue Devils.

In 2007-08, Collins helped Nelson elevate his game and garner several honors along the way. Nelson was tabbed the ACC Defensive Player of the Year and also earned NABC third-team All-America, first-team All-ACC and ACC All-Defensive team honors. In 2008-09, Collins guided Henderson to All-America and first-team All-ACC honors. Collins also coached Scheyer in his transition to point guard late in the year, which led to an ACC tournament title.

Collins helped lead Duke to its second national championship during his tenure in 2009-10 as the Blue Devils defeated Butler, 61-59, in the NCAA championship game. Collins coached the top-scoring trio in the NCAA as guards Jon Scheyer, Kyle Singler and Nolan Smith combined to score 53.3 points per game. Scheyer was named a second-team All-America, Singler was the NCAA Final Four Most Outstanding Player and Smith was the NCAA Tournament South Region MOP. All three players were also selected All-ACC and to ACC all-tournament teams while leading the Blue Devils to ACC tournament and ACC regular season championships.

The 2010-11 season marked the third-straight 30-win campaign for the Blue Devils. Collins coached a pair of senior all-stars for the Blue Devils, Singler and Smith. Singler earned first-team All-ACC honors, while Smith led the ACC in scoring at 20.6 points per game to claim ACC Player of the Year and first-team All-America honors.

In 2011-12, Collins was integral in the development of a backcourt that featured NABC third-team All-American Austin Rivers. Rivers averaged a team-high 15.5 points per game to become just the third Duke freshman to lead the team in scoring. He also was tabbed as the ACC Rookie of the Year and was just the seventh freshman in league history to earn first-team all-conference honors.

Before returning to his alma mater, Collins served as an assistant coach at Seton Hall for two years with Tommy Amaker. In 1999-2000, Collins was part of a staff that guided the Pirates to a 22-10 record and the Sweet 16 of the NCAA tournament. Prior to Seton Hall, Collins spent the 1997-98 season as an assistant with the WNBA's Detroit Shock.

As a player, Collins played professional basketball in Finland during the 1996-97 season, leading the league in scoring.

While at Duke, Collins was a team captain as a senior and four-year letterman from 1993-96. He ranks 11th among Duke's all-time leaders in three-point field goals (209) and 10th in three-point field goal attempts (539). Collins averaged 9.1 points, 2.0 rebounds and 2.4 assists as a collegian. He earned second-team All-ACC honors as a senior.

CHRIS COLLINS (right) was one of four finalists for the 2017 Naismith Coach of the Year award joining Kansas' Bill Self, Villanova's Jay Wright and eventual winner Mark Few of Gonzaga (not pictured).

Collins was a member of a Duke senior class that had 83 total victories, three NCAA tournament bids, one Final Four appearance, two ACC regular season championships, an ACC tournament title, and two in-season tournament championships (the 1992 Maui Classic and the 1995 Carrs Great Alaska Shootout).

As a senior in 1996, Collins had his most productive season, leading the Blue Devils in three-point field goals (79), three-point percentage (.441), free throws made (83) and attempted (115), assists (132) and steals (37). Collins also ranked second on the team by averaging 16.3 points per game. He was among the ACC leaders in scoring (10th), assists (fourth), field goal percentage (.467, seventh) and free throw percentage (.722, 10th).

Collins is the son of former NBA All-Star, Doug Collins, who is currently a senior advisor for the Chicago Bulls. A native of nearby Northbrook, Illinois, Collins is a 1996 graduate of Duke with a bachelor's degree in sociology.

Collins and his wife, Kim, have two children: Ryan and Kate.

Assistant Coach • Seventh Season

BRIAN JAMES

Brian James is in his seventh season as an assistant coach at Northwestern on Chris Collins' staff.

James served as Collins' coach during his high school career at Glenbrook North where he helped Collins gain McDonald's All-America status as well as the title of Illinois' Mr. Basketball.

James is in charge of working with the Wildcats' post men and played a vital role in developing Dererk Pardon and Alex Olah into top centers in the Big Ten.

As a senior, Pardon averaged a career-high 13.9 points per game, a single-season high 244 rebounds and was the only Wildcat to start and play in all 31 games throughout 2018-19. James mentored Pardon to become Northwestern's all-time leader in career field goal percentage (60.2%). He ranks second all-time at NU in blocks (149), fifth in rebounds (785) and fourth in double-doubles (18).

Olah became Northwestern's all-time leader in blocked shots in only three seasons while finishing with 181 for his career. He also posted 1,161 career points and left NU with 663 rebounds to rank ninth in program history in the category.

With both Olah and fellow veteran big man Joey van Zegeren sidelined due to injury at the beginning of Big Ten play in 2015-16, James groomed freshman Dererk Pardon for a key role on the squad. In just his second career game and first Big Ten game, Pardon posted 28 points and 12 rebounds in a victory at Nebraska under James' tutelage.

Some of Olah's top performances came against the top big men in the Big Ten, including NBA Lottery selections Noah Vonleh of Indiana and Frank Kaminsky of Wisconsin as well as Purdue's A.J. Hammons.

JAMES' COACHING CAREER

Northwestern University, 2013-present
Assistant Coach
Philadelphia 76ers, 2010-13
Assistant Coach
Milwaukee Bucks, 2005-08
Assistant Coach
Washington Wizards, 2001-03
Assistant Coach
Toronto Raptors, 1998-2001
Assistant Coach
Detroit Pistons, 1995-98
Assistant Coach
Glenbrook North H.S. (Northbrook, Ill.), 1989-95
Head Coach
Romeoville (Ill.) High School, 1985-89
Head Coach
Taylorville (Ill.) High School, 1978-85
Assistant Coach
Wilmington (Ill.) High School, 1977-78
Head Coach

James has helped in the development of Pardon as one of the conference's best big men. Pardon led the Big Ten Conference in 2016-17 with a .617 field goal percentage in league play, becoming the first Northwestern player to do so since Evan Eschmeyer in 1998-99. In all games, Pardon ranked second in the league in field goal percentage (.611), fourth in blocked shots (1.8 pg) and seventh in rebounding (8.0 pg).

James is credited for drawing up "The Play," Nathan Taphorn's length-of-the-court to Dererk Pardon that resulted in a buzzer-beating 67-65 win for Northwestern over Michigan that all but clinched NU's first NCAA tournament berth in program history.

James came to Northwestern after spending three seasons as an assistant coach with the Philadelphia 76ers alongside head coach Doug Collins, Chris Collins' father. He helped the Sixers reach the 2012 NBA Eastern Conference Semifinals.

The Taylorville, Illinois, native has 14 years of NBA coaching experience. Prior to joining the Sixers, James served as an assistant coach with the Milwaukee Bucks for three seasons from 2005-06 through 2007-08. In addition to the Bucks, James had held assistant coaching positions in the NBA with Washington (2001-03), Toronto (1998-2001) and Detroit (1995-98). His stints with the Wizards and Pistons also came as a member of Doug Collins' staff.

The Raptors reached the semifinal round of the Eastern Conference playoffs in 2001 and James helped coach the Eastern Conference squad at the 1997 NBA All-Star Game while on the coaching staff of the Pistons.

During his time in the NBA, James coached such notable players as Michael Jordan, Grant Hill, Vince Carter, Tracy McGrady, Michael Redd, Elton Brand and Andre Iguodala.

He also served as an NBA analyst for ESPN.com and spent two years as an advance scout for the Seattle Supersonics.

His 18 years of high school coaching experience in the state of Illinois were split between four different high schools. In addition to Glenbrook North, James also served head-coaching stints at Romeoville and Wilmington. He compiled a varsity career coaching record of 196-79 (.713) and helped his teams reach the state tournament four times.

A 1977 graduate of Illinois State University with a degree in physical education, James holds a masters degree in educational administration from Northeastern Illinois University.

He has three children: Christopher, Dayna and Brady.

Assistant Coach • First Season

JON BOROVICH

Jon Borovich was named an assistant coach in May of 2019

Borovich comes to the Wildcats after eight seasons (2011-19) as a member of the Northern Illinois coaching staff, four of which were as the associate head coach. Prior to his arrival in DeKalb, he spent four seasons (2007-11) as an assistant coach at Dayton and two campaigns (2005-07) as an assistant at Oakland.

"We are extremely excited to add Jon to our staff," said Sullivan-Ubben Head Men's Basketball Coach Chris Collins. "He is an experienced college coach with a great pedigree coaching under fantastic coaches throughout his stops along the way. He is a hard worker with great energy and a terrific teacher that will impact our program in many areas."

"I am very grateful to Coach Collins, Dr. Phillips and the administration for the opportunity to join the Northwestern program," said Borovich. "It's a privilege to coach world-class student-athletes, while working with some of the best coaches and staff in the country. I can't wait to get started."

The recent success of Huskie basketball is the result of the building blocks set in place since Borovich's arrival with NIU head coach Mark Montgomery in 2011.

Borovich, who was promoted to NIU associate head coach in August of 2015, played a large role in the rebuilding process at NIU that saw a program which had produced just two winning seasons in the previous 15 years grow to earn its fourth postseason appearance, and the second-most wins, in school history in 2015-16.

The Huskies posted a 21-13 record in 2015-16 and accepted an invitation to the inaugural Vegas 16 tournament. NIU's success came despite having the second-youngest team in the MAC, a squad that saw nearly 40 percent of its scoring come from freshmen.

Three Huskies earned conference postseason honors, including sophomore Marin Maric who was named to the All-MAC Third Team; Aaric Armstead was named to the MAC All-Defensive Team and Marshawn Wilson was recognized on the MAC All-Freshman Team. It marked the first time since the 2002-03 season that NIU had three all-league honorees.

More milestones were reached during the 2016-17 season as the Huskies earned 15 victories, giving the program 65 total wins over the last four seasons, the second-best four-year stretch in school history.

NIU had one of its best offensive teams in 2017-18 as it averaged more points than any Huskie team since 2001-02 and scored the third-most points (2,319) in a single-season in school history. Eugene German led the MAC in scoring while earning Second Team All-MAC and First Team NABC All-District honors.

As an assistant at Dayton, Borovich helped the Flyers advance to the postseason in each of his four seasons. In his first season, 2007-08, Dayton started 14-1 and climbed to No. 14 in the Associated Press poll, the highest ranking for the program in 40 years. The next season, Dayton was again nationally-ranked and finished with a 27-8 record, including a trip to the second round of the NCAA tournament.

In 2009-10, Borovich helped UD win 25 games and win the NIT title, the first NIT crown for the program since 1968. In his final season on the Flyer staff (2010-11), Dayton finished with a 22-14 mark, reaching the championship game of the Atlantic 10 Tournament and advancing to the NIT.

Borovich began his coaching career as a graduate assistant at Michigan State from 2001-03. He then spent two seasons (2003-05) at Dayton as the Director of Basketball Operations.

During his two seasons at Oakland, the Golden Grizzlies won 30 games. In Borovich's second year, Oakland compiled a 19-14 mark, the most wins for the school since joining Division I in 1997. Borovich helped the Golden Grizzlies recruit class that, as juniors and seniors, went 34-2 in the Summit League and appeared in back-to-back NCAA tournaments.

A native of Bloomfield Hills, Michigan, Borovich assisted in video analysis as a graduate assistant at Michigan State while completing his master's degree in athletics administration.

Borovich played collegiately at Central Michigan from 1997-2001, while NIU head coach Mark Montgomery was working as an assistant coach for the Chippewas.

BOROVICH'S COACHING CAREER

Northwestern University, 2019-present
Assistant Coach
Northern Illinois University, 2011-19
Associate Head Coach (11-14), Head Coach (15-19)
Dayton University (2007-11)
Assistant Coach
Oakland University (2005-07)
Assistant Coach

Assistant Coach • Second Season

EMANUEL DILDY

Emanuel Dildy joined the Northwestern men's basketball program in May of 2018.

A Chicago native, Dildy joined Northwestern after spending the 2017-18 season as an assistant coach at Valparaiso. During his lone season with the Crusaders, Dildy was key in the player development of Tavon Walker and Bakari Evelyn, helping them earn Missouri Valley Conference All-Defensive Team and All-Newcomer Team honors, respectively.

During the 2016-17 season, Dildy coached in the Southeastern Conference as an assistant coach at the University of Missouri. Under Dildy's tutelage, Jordan Barnett developed into one of the SEC's most productive perimeter players, leading the team in scoring with an average of 12.2 points per game.

Prior to arriving at Mizzou, Dildy worked for three seasons (2013-16) as an assistant coach at Loyola Chicago. Dildy's player development and recruiting efforts helped lead Loyola to a College Basketball Invitational title in 2014-15 and later helped Loyola earn an NCAA Final Four appearance during the 2017-18 season.

Aundre Jackson ranked among the national leaders and set a Loyola single-season record for field goal percentage (.669) while also setting the school's career field goal percentage mark (.620). Jackson's production led to 2017 MVC Sixth Man of the Year and MVC All-Newcomer Team accolades.

DILDY'S COACHING CAREER

Northwestern University, 2018-present
Assistant Coach
Valparaiso University, 2017-18
Assistant Coach
University of Missouri, 2016-17
Assistant Coach
Loyola Chicago, 2013-16
Assistant Coach
Eastern Illinois, 2012-13
Assistant Coach
Kennedy-King College, 2010-12
Head Coach
Kennedy-King College, 2008-10
Assistant Coach

Donte Ingram blossomed into a 2018 MVC Tournament MVP and Second-Team All-MVC honoree. He is one of only 11 Ramblers to record over 1,200 points and 600 rebounds in a Loyola uniform for his career.

Dildy also help coach guard Milton Doyle develop into Loyola's first player to earn First-Team All-MVC recognition. He finished his career with 1,606 points, which places him eighth on Loyola's all-time scoring chart and he also ranks fifth with 459 assists. Doyle capped his career by becoming the first Rambler since 2007 to earn NABC First-Team All-District recognition.

Dildy spent the 2012-13 season as an assistant coach at his alma mater, Eastern Illinois, as he broke into the Division I coaching ranks. While at EIU, Dildy was instrumental in the player development of Sherman Blanford, who led the team in rebounding and also went on to earn 2012-13 All-Ohio Valley Newcomer Team and 2013-14 Second-Team All-OVC accolades. Dildy also was key in the recruitment of transfer Reggie Smith who was named to the 2013-14 All-Newcomer team and transfer Chris Olivier who became the team's leading scorer and finished his career fifth on EIU's all-time blocked shots list.

Dildy's coaching career started at Kennedy-King College in Chicago, where he served as an assistant coach for two seasons (2008-10) before spending two seasons as head coach (2010-12). As the head coach, Dildy guided the Statesmen to a 35-27 overall record and led the team to an appearance in the NJCAA 2012 Region IV tournament championship game.

Dildy played for two seasons at New Mexico State before transferring to Eastern Illinois, where he was an All-Ohio Valley Conference selection as a senior. After earning his B.A. in Communications from EIU in 2005, Dildy played professionally in Germany for two years and stateside for one season in the International Basketball League before embarking on his coaching career.

BIG
Northwestern

2019-20 NORTHWESTERN WILDCATS

A.J. TURNER

FORWARD
6-7 | 188| SENIOR
MT. CLEMEONS, MICH.
NEW HAMPTON SCHOOL (N.H.)

21

2018-19
Recorded 11 points, four rebounds and four assists in his Northwestern debut, a season-opening win over New Orleans (11/8) ... Scored nine points to help defeat America (11/12) ... Tallied 13 points, four assists, and four rebounds in a victory over Binghamton (11/16) ... Scored 20 points with four rebounds and three assists against La Salle while going a perfect 7-7 from the free throw line (11/23) ... Recorded six points, two rebounds, two assists, and two steals against Utah (11/25) … Contributed four points, three assists, a rebound, a block, and a steal against Georgia Tech (11/28) … Scored nine points and added three assists against Indiana (12/1), his fifth game with at least three assists this season … Dished out a team-high five assists as well as seven points and four rebounds against Michigan (12/4) … Had a career performance against DePaul, scoring 24 points while knocking down six 3-pointers (12/8) … Finished with 12 points and hit the game-winning shot, a second-chance three-pointer, with 11 seconds left against Illinois (1/6) ... Dished out a team-leading six assists along with scoring 10 points against Iowa (1/9) ... Recorded a team-high six assists, along with three points, two rebounds and two blocks against Michigan (1/13) ... Contributed eight points, six assists and two rebounds against Indiana (1/22) … Added six points, a rebound and a steal against Wisconsin (1/26) ... Finished with 15 points on 6-of-8 shooting with two rebounds against Iowa (2/10) ... Notched 11 points, his eighth double-digit scoring performance this season, and four assists against Rutgers (2/13)... Had 12 points and two steals against Illinois (3/03)... Scored ten and had a pair of boards against Ohio State (3/6)... Scored 14, with four second half threes, against Purdue (3/9)... Poured in 20 points, with five assists and four rebounds in the Big Ten Tournament game against Illinois (3/13). …

2017-18
Sat out due to NCAA transfer rules.

2016-17 (AT BOSTON COLLEGE)
Appeared in all 32 games, making 28 starts … Averaged 8.4 points, 3.3 rebounds and 3.0 assists per game; averaged 8.0 points, 2.7 rebounds and 2.3 assists in ACC action … Led the ACC and ranked 16th nationally in assist/turnover ratio (2.91) … Had 17 games in double figure scoring … Had eight games of five or more assists … Scored a career-high 16 points to go with 6 assists against Syracuse (1/1); went 4-for-7 from beyond the arc … Scored 15 points at Miami (1/25) … Recorded 13 points and 7 assists against Hartford (12/9) … Had 13 points and 8 rebounds vs. Harvard (12/7) … Posted 13 points, 6 rebounds and 5 assists at Duke (1/7) … Tallied 13 points and 4 assists in games against Maryland Eastern Shore (11/15) and Auburn (12/12) Registered 12 points, 5 rebounds and 4 assists in the season-opener vs. Nicholls State (11/11) … Had 12 points, 4 rebounds and 4 assists against Stony Brook (11/20) … Had 10 points and 7 boards against Richmond (11/26) … Scored 13 points on the road at Florida State (2/20) and Notre Dame (3/1) … Scored 11 points at Wake Forest (1/3) … Had 7 points and 6 assists against Dartmouth (12/3) and Notre Dame (2/14).

2015-16 (AT BOSTON COLLEGE)
Played in 27 games and made 24 starts … Averaged 5.8 points, 3.6 rebounds and 1.6 assists per game; averaged 4.8 points, 3.6 rebounds and 2.2 assists in ACC play … Missed five conference games due to an ankle sprain … Fourth on the team in scoring and rebounding … Third on the team in steals (25) and blocks (10) …Scored a season-high 15 points to go along with 5 rebounds vs. Penn State (12/2) … Went 6-for-8 from the foul line that game … Had 11 points and 6 rebounds against Maine (12/13) … posted 11 points and four boards at NC State (3/2) … Recorded 10 points and 7 rebounds at North Carolina (1/30) … Scored 10 points against Santa Clara (11/29) … Tallied 7 points and 7 boards at Notre Dame (1/23) … Had 6 points and 7 rebounds against Fordham (12/22).

HIGH SCHOOL
Ranked as the fourth-best recruit from Michigan by ESPN … Transferred to New Hampton after averaging 20 points and six assists as a junior at De La Salle in Warren, Michigan, in 2012-13 … Earned first team all-state honors that year … Named All-NEPSAC as a senior after averaging 15 points, six rebounds and four assists per game at New Hampton … Team captain … Played with The Family AAU program … Participated in skills academies hosted by LeBron James and Kevin Durant.

PERSONAL
Born Latwan Turner on 9/6/96 ... Son of Andre and Tracy Turner ... De La Salle is the same high school as former Wildcat Alex Marcotullio.

TINO MALNATI

GUARD
6-3 | 190 | RS-JUNIOR
NORTHFIELD, ILL.
NEW TRIER

33

2018-19
Made season debut at Michigan (1/13), recording a steal...Academic All-Big Ten

2017-18
Saw action in nine games ... Made first collegiate appearance in a win over Sacred Heart (11/24) ... Pulled down two rebounds in a victory against Valparaiso (12/14) ... Academic All-Big Ten.

2016-17
Redshirted.

HIGH SCHOOL
All-Central Suburban League selection as a senior ... Averaged 9.4 points, 3.7 assists and 3.8 rebounds per game ... Team captain ... Honorable mention all-area pick ... Helped guide the Trevians to a 17-10 record as a senior and a 20-10 mark as a junior ... Played AAU ball for Full Package alongside classmate Rapolas Ivanuskas ... Coached in high school by Scott Fricke ... Honor roll student ... National Honor Society.

PERSONAL
Born Anthony James Malnati on 5/12/98 ... Son of Rick and Tina Malnati ... Father played college basketball at Bradley, was an assistant coach at Loyola University Chicago and former head coach at Fenwick High School ... Grandfather founded the popular Chicago Lou Malnati's Pizzeria chain.

PAT SPENCER

6-3| 205 | GRADUATE STUDENT
DAVIDSONVILLE, MD.
BOYS' LATIN

12

2016-19 LOYOLA MD. LACROSSE

Four-time All-American and earned first team honors as a sophomore, junior and senior ... Became the first player in Loyola-Maryland history to win the prestigious Tewaaraton Award ... Three-time finalist for the award ...NCAA Division I All-time leader in assists with 231 and is second with 380 career points ... Set both conference and program records in his senior campaign with 65 assists and 114 points to earn his fourth Patriot League Offensive Player of the Year award ... Selected first overall in 2019 Premier Lacrosse League Draft ... Played in the Annapolis Summer Basketball League and was the leading scorer for Stanton Center in two different seasons .

HIGH SCHOOL

Earned four letters at The Boys' Latin School of Maryland ... Was a member of the varsity lacrosse and basketball teams as a junior and senior ... Averaged 14.3 point, 8.1 rebounds, 6.1 assist and 2.3 steals per game his senior year ... Helped the Lakers win their first MIAA 'B' Conference title in basketball in 25 years and earned All-Star honors as a senior.

PERSONAL

Patrick Andrew Spencer... Born in North Wales, Pennsylvania... Son of Donna and Bruce Spencer... Has two younger brothers, Cameron and William.

ANTHONY GAINES

GUARD
6-4 | 205 | JUNIOR
KINGSTON, N.Y.
NEW HAMPTON SCHOOL (N.H.)

11

2018-19

Recorded five points, four rebounds, and three blocks in a season-opening win over New Orleans (11/8) ... Tallied three points and five rebounds to help defeat American (11/12) ... Posted five points, three rebounds and three assists in a victory over Binghamton (11/16) ... Scored a season-high 11 points against Utah while going 7-8 from the free throw line and adding four rebounds (11/25) ... Played a season-high 31 minutes and finished with eight points against Georgia Tech including first three pointer of the season, a buzzer-beater to end the first half (11/28) … Collected two points, four rebounds, an assist, and a steal against Indiana (12/1) ... Dished out a career-high seven assists and also grabbed a career-high tying seven rebounds against DePaul (12/8) … Finished with seven points on 3-of-5 shooting and tallied six assists against Oklahoma (12/21) ... Tied his career high with 11 points and also matched his career best with two 3-pointers against Illinois (1/6) ... Scored a team-high 13 points while adding six rebounds and an assist off the bench against Iowa (1/9) ... Tallied eight points and a team-high 10 rebounds against Michigan (1/13)... Recorded nine points, six rebounds and a team-high three blocks against Rutgers (1/18) ... Stuffed the stat sheet with 10 points, seven rebounds and six assists against Indiana (1/22) … Tallied eight points, three rebounds and three assists against Wisconsin (1/26) … Led the team with 18 points, seven rebounds and two steals against Maryland (1/29)... Had seven points, five rebounds, and a pair of assists in 23 minutes against Penn State (2/4) ... Tallied nine points, including 3-for-3 from the charity stripe, three rebounds, two assists and a steal against Iowa (2/10) ... Led the team with six rebounds, his 10th game of the season with five-plus rebounds, and added five points, two assists and two steals against Rutgers (2/13)... Recorded 10 points and added eight rebounds against Nebraska (2/16) ... Produced a balanced effort with six points, five rebounds and three assists vs. Wisconsin (2/23) ... Contributed nine points, four rebounds and a career-high four steals against Minnesota (2/28)... Scored nine points, with six rebounds and four assists at Illinois (3/3)... Had nine points and five rebounds against Ohio State (3/6)... Had his fourth straight game with nine points, adding three assists and a block against Purdue (3/9)... Had five points, nine rebounds, and five steals in the Big Ten Tournament game against Illinois (3/13).

2017-18

Saw action in all 32 games, including starting the final five contests of the season ... Made collegiate debut in a season-opening win over Loyola (Md.) (11/10) ... Scored 5 points, including hitting the first 3-point attempt of his career, in a victory over Saint Peter's (11/13) ... Posted 4 rebounds and 4 assists vs. Creighton (11/15) ... Made all four free throw attempts while scoring 6 points in a victory over Sacred Heart (11/24) ... Tallied collegiate bests of 11 points, 5 rebounds and a pair of steals in a win against Chicago State (12/11) ... Grabbed a season-best 7 rebounds in 24 minutes of action in a comeback victory at DePaul (12/16) ... Recorded 8 points and 6 rebounds in a win over Lewis (12/19) ... Matched a season high with 11 points to go along with 5 rebounds and a pair of steals in a win over Brown (12/30) ... Grabbed six rebounds in victory over Minnesota (1/10) ... Tallied 10 points while collecting a season-high 3 steals vs. No. 22 Ohio State (1/17) ... Contributed six points in a season-high 26 minutes of action in a comeback win over Penn State (1/20) ... Posted 6 points in a season-high 30 minutes of action at Rutgers (2/13) ... Enjoy best all-around game vs. No. 2/1 Michigan State (2/17) in first collegiate start, posting 10 points, 5 rebounds and 4 assists ... Had a hand in the team's first six field goals vs. Maryland (2/19), including dishing out 5 assists ... Scored 9 points while posting a season-high 6 assists at Iowa (2/25).

HIGH SCHOOL

Rated as the top player in the state of New Hampshire by ESPN.com and a top-150 national recruit by 247 Sports … Second-team All-NEPSAC senior year ... Participated in Jordan Brand Regional Game ... Awarded Sloan MVP Award for the New Hampton Invitational ... Scored 28 and 23 points in contests against Brewster Academy which went undefeated and won the National Prep School Championship ... Tallied a career-high 31 points in a win over Vermont Academy ... Led NHS to a NEPSAC AAA regular-season title in 2016 … Helped New Hampton earn a No. 3 prep school national ranking as a junior … Shot 51 percent from the field while averaging 9.1 points, 6.2 rebounds and 3.4 assists per game junior year … Posted 27 points and 15 rebounds against Bradford Christian … Recorded 18 points and 10 rebounds against Cheshire Academy … Collected 10 or more rebounds in a game nine times during junior campaign … Competed against current Wildcat Aaron Falzon in the NEPSAC and alongside A.J. Turner at New Hampton School … Coached by Pete Hutchins and Nick Whitmore at NHS … Also played wide receiver and free safety on the football team … Competed on the AAU level for Albany City Rocks … Helped the team qualify for Nike Peach Jam while averaging 16 points and 9 rebounds per game on the Nike EYBL circuit during the summer of 2016.

PERSONAL

Born Anthony Malik Gaines on 5/30/98… Chose Northwestern over Butler and Dayton.

RYAN GREER

GUARD
6-2 | 185 | SOPHOMORE
ATLANTA, GA.
NORTHFIELD MOUNT HERMON (MASS.)

2

2018-19

Scored his first collegiate points and contributed four rebounds and two assists in a win over American (11/12) ... Scored four points and had two steals to help defeat Binghamton (11/16) ... Posted a career-high five points in 14 minutes against Fresno State (11/22) … Tallied two points, two assists, and hauled in a rebound against La Salle (11/23) ... Scored five-straight points in the first half, matching his career high, and dished out a career-best five assists against Chicago State (12/17) ... Scored four points and dished out three assists in 15 minutes of action against Illinois (1/6) … Added six points and three rebounds against Wisconsin (1/26) ... Contributed two points, three assists and three rebounds against Maryland (1/29)... Had five points and a steal in 12 minutes against Ohio State (3/9)... Had three rebounds, an assist, and a steal in the Big Ten Tournament game against Illinois (3/13).

HIGH SCHOOL

Played junior year at Northfield Mount Hermon in Massachusetts after attending The Lovett School in Atlanta the previous two years … Bypassed senior year of high school to attend Northwestern ... In lone season at NMH, averaged 13 points, 7 rebounds, 5 assists and 2 steals per game while shooting 49 percent from 3-point range … Second-team All-NEPSAC selection … Helped the team to a 31-4 record, a NEPSAC AAA championship and a Prep School National Championship runner-up finish … As a sophomore at Lovett, posted averages of 24 points, 4 assists, 6 rebounds and 3 steals per contest in earning first-team All-Region 5 AAA and second-team all-state Class AAA … Honorable mention Class AA all-state and first-team All-Region 6 AA as a freshman … Bypassed senior season of high school to attend Northwestern ... Competed in AAU on Under Armour Circuit for NE6 and Atlanta Xpress … Coached in high school by John Carroll at NMH and Ryan Koudele at Lovett.

PERSONAL

Born Ryan Altman Green on 2/27/2000 … Son of Trey and Kelley Greer … Attended same prep school as current Wildcat Aaron Falzon ... Major is journalism.

MILLER KOPP

FORWARD
6-7 | 210 | SOPHOMORE
HOUSTON, TEXAS
HOUSTON CHRISTIAN

10

2018-19

Got his first collegiate start in a season-opening win over New Orleans, finishing with nine points, three rebounds and three assists (11/8) ... Scored seven points while adding two rebounds and two assists to help defeat Binghamton (11/16) ... Scored six points without missing a shot against La Salle (11/23) ... Played a season-high 20 minutes against Utah, chipping in five points (11/25) … Recorded a career-best three steals against Georgia Tech (11/28) … Scored six points against Indiana, and made a three pointer in his sixth straight game (12/1) ... Scored a career-high 17 points on a career-best seven field goals against Chicago State (12/17) … Tallied three blocks in the first half and grabbed five rebounds, both career highs, against Oklahoma (12/21) ... Finished with three points, a rebound and an assist against Iowa (1/9) ... Recorded eight points, three assists, two rebounds and a steal against Michigan (1/13) ... Tallied eight points and a steal against Rutgers (1/18) ... Added three points and a steal against Maryland (1/29)... Had six points, four rebounds, and a pair of blocks in 22 minutes against Penn State (2/4) ... Notched two rebounds and an assist against Iowa (2/10) ... Recorded two points and four rebounds in 26 minutes against Wisconsin (2/23) ... Hit two three-pointers on his way to nine points, three boards and a block vs. Minnesota (2/28)... Had 13 points and three rebounds in 18 minutes against Illinois (3/3)... Scored six with a career-high four assists against Ohio State (3/6)... Recorded seven points and three rebounds against Purdue (3/9)... Had 11 points, a career-high seven rebounds, and two assists and blocks in a career-high 39 minutes in the Big Ten Tournament game against Illinois (3/12).

HIGH SCHOOL

No. 66 recruit in the nation according to Scout and No. 113 by 247Sports … Four-star recruit … Houston Chronicle first-team All-Greater Houston … All-Southwest Preparatory Conference selection … Led Houston Christian to its first SPC conference title … Texas Association of Basketball Coaches Large Private Schools Player of the Year … VYPE Private Schools MVP … Set school records for career points (1,800), season points (810), season 3-point percentage (.440), season free throw percentage (.880), free throws in a game (18), free throws in a season (195) and free throws in a career (405) … Participated in 2017 NBPA Top 100 Camp … Scored 35 points, including going 18-for-19 from the free throw line in a win over Second Baptist … MVP of Mustang Classic … Tallied 38 points in a victory over Westbury Christian … Averaged 24 points and 11 rebounds per game junior year … All-Southwest Preparatory Conference selection … Two-time team MVP and team captain … Holds school records for points (44) and rebounds (19) in a game … Competed on AAU circuit for Houston Defenders … Under Armour first-team All-American … Led UAA in scoring with an average of 20.2 points per game … Previously played on Adidas circuit with Basketball University for three years … Honor roll student … Academic all-state.

PERSONAL

Born Miller Dudley Kopp … Son of Will and Deborah Kopp … Father played tennis collegiately at Chattanooga … Brother, Braden, plays football at Vanderbilt … Grandfather played college football … Chose Northwestern over Michigan, Vanderbilt, Georgetown, Texas A&M and Butler ... Major is undeclared.

PETE NANCE

FORWARD
6-10 | 210 | SOPHOMORE
AKRON, OHIO
REVERE

22

2018-19

Scored three points in his first collegiate action in a season-opening win over New Orleans (11/8) ... Tallied 10 points, three rebounds and two assists in a season-high 21 minutes in the victory over Binghamton (11/16) … Recorded six points, two steals, and a rebound against Fresno State (11/22) … Chipped in five points in the win against La Salle (11/23) … Scored seven points and hauled in three rebounds against Utah (11/25) … Recorded an assist and a rebound against Indiana (12/1) ... Finished with five points and grabbed a season-high four rebounds against Columbia (12/30) ... Tallied five points and a rebound against Iowa (1/9) ... Recorded four points, four rebounds and a team-high three blocks against Michigan (1/13) ... Scored seven points on 2-for-2 shooting from the floor, including 1-for-1 from behind the arc, and 2-for-2 from the free throw line against Rutgers (1/18) ... Grabbed three rebounds, a steal and a block in 21 minutes against Minnesota (2/28)... Two points and a pair of rebounds against Illinois (3/3)... Had three points, five rebounds, two assists and two blocks against Purdue (3/9).

HIGH SCHOOL

Rated No. 67 recruit in the nation by Rivals, No. 79 by ESPN.com and No. 85 by 247Sports … Four-star recruit … All-Ohio Division II First Team and Player of the Year selection of OHSAA and Ohio Prep Sportswriters Association … USA TODAY first-team all-state … Touchdown Club of Greater Akron Boy's Basketball Player of the Year … Participated in Ohio vs. Kentucky Senior All-Star Game and Plain Rotary All-Star Classic … Finalist for Ohio Mr. Basketball Award … Leading scorer in school history … Led Revere to its first district title in school history, posting 24 points, 11 rebounds and five blocks in the championship game while assisting on the game-winning basket at the buzzer … First-team all-district and first-team All-Suburban League junior year … Special mention all-state … Varsity letter winner fpir years at Revere … Team captain … Averaged 17 points, 12 rebounds, 5 assists and 2 blocks per game as a junior … Multi-tournament winner with AAU team Akron Bobcats.

PERSONAL

Born Pete Lucas Nance … Son of Larry and Jaynee Nance … Father played 13 seasons in the NBA with the Phoenix Suns and Cleveland Cavaliers … Brother, Larry Jr., drafted 27th overall to the Los Angeles Lakers and currently playing for the Cleveland Cavaliers … Competed against Northwestern recruit Miller Kopp … Chose Northwestern over Ohio State and Michigan ... Major is undeclared.

RYAN YOUNG

CENTER
6-10 | 235 | REDSHIRT FIRST YEAR
STEWARTSVILLE, N.J.
BETHLEHEM CATHOLIC (PA.)

15

2018-19

Redshirt season.

HIGH SCHOOL

USA TODAY first-team all-state … Averaged 16.3 points, 12.3 rebounds and 2.7 assists per game senior year ... Led his team to its first district title and state semifinal appearance in school history … Eastern Pennsylvania Conference Player of the Year … The Morning Call Player of the Year ... First-team all-conference and second-team all-state junior year … Averaged 14 points, 14 rebounds per game as a junior. … Team captain … 2017 District Champions with Bethlehem Catholic … Captured six tournament championships with Jersey Shore Warriors … Voted 2017 Hoop Group Spring Jam Fest MVP (17U) … Earned high academic honors and was president of Business Club … Also competed in golf, volleyball, football and lacrosse.

PERSONAL

Born Ryan Patrick Young in Montreal, Quebec … Son of Patrick and Tammy Young … Father was a member of the crew team at Syracuse … Mother played volleyball at Syracuse … Canadian and American dual citizen ... Major is undeclared.

CHASE AUDIGE

6-4 | 193 | REDSHIRT FIRST YEAR
CORAM, N.Y.
THE HILL SCHOOL (PA.)

1

2018-19 WILLIAM & MARY

Played in 31 games last season, making 21 starts, and averaged 9.6 points, 4.1 rebounds, 2.4 assists and shot 37% from behind the arc ... Named Colonial Athletic Association's All-Rookie Team, VaSID State Rookie of the Year, three CAA Rookie of the Week awards and was named William & Mary's co-Defensive Most Valuable Player ... Averaged 11 points per game, 4.9 rebounds and 2.8 assists while shooting 40.3% from deep in 18 contests against CAA opponents ... Finished the year fourth in the CAA with 1.5 steals per game and his 44 steals on the season ranked second in William & Mary history ... Scored in double figures on 13 occasions for the Tribe, including a pair of 20-point performances ... Scored a career-high 24 points at UNC Wilmington, shooting 8-of-11 from the field to finish with 24 points.

HIGH SCHOOL

Audige finished his prep career at The Hill School (Pa.) where he was eighth-ranked prospect in the state ... Led The Hill School to its second-ever Pennsylvania Independent Schools Athletic Association (PAISAA) Championship in 2018 and was named The Mercury 2017-2018 All-Area Boys Basketball Player of the Year ... An All-MAPL First Team selection as a junior and senior, he averaged 14.6 points, 4.0 rebounds, 4.2 assists and 2.2 steals per game over his final two high school seasons.

PERSONAL

Son of Andre and Claudette Boothe Audige.

BOO BUIE

6-2 | 165 | FIRST YEAR
ALBANY, N.Y.
GOULD ACADEMY (MAINE)

0

HIGH SCHOOL

Averaged 26.5 points, 6.5 assists, 4.0 rebounds at Gould Academy … Second-ranked recruit from New York per 247Sports when he signed … Helped lead the Huskies to sectional and regionals championships his junior year … Named First Team All-State … Team MVP and Sectionals MVP.

PERSONAL

Born Daniel Richard Buie on 12/07/1999 ... Son of Maureen and James Buie ... Anticipated major is undecided.

JARED JONES

6-10 | 240 | FIRST YEAR
HOUSTON, TEXAS
HOUSTON CHRISTIAN

4

HIGH SCHOOL

Helped McEachern to a perfect 32-0 season in 2018-19 and the 2019 7A Georgia state title … McEachern finished the 2019 season ranked No. 1 in the country by PrepNation and No. 2 by MaxPreps … Led the Indians to the Bass Pro Tournament championship … Averaged 10 points and 10 rebounds at the City of Palms to be named to the all-tournament team en route to McEachern winning the title.

PERSONAL

Distant cousin of teammate Boo Buie ... Major is undecided.

ROBBIE BERAN

6-9| 207 | FIRST YEAR
RICHMOND, VA.
COLLEGIATE SCHOOL

31

HIGH SCHOOL
Rated as the No. 97 recruit and the No. 24 power forward in the nation according to Rivals.com when he signed …McDonald's All-American nominee ... VISAA Second Team All-State ... First Team All-Metro ... Prep League Co-Player of the Year ... Turned in averages of 19.3 points, 8.8 rebounds, 2.2. assists and 2.8 blocks, while shooting 50.6% from the field as a senior ... Averaged 15 points, eight rebounds, seven assists, three blocks, and a steal as a junior … Third highest-rated recruit in Northwestern history, according to 247sports.

PERSONAL
Born Robert Eugene Beran Jr. on 2/10/2000 ... Son of Paula and Robert Beran ... Chose Northwestern over Virginia Tech, Wisconsin, Xavier, Maryland, Tennessee, among others .... Anticipated major is undecided.

ROY DIXON III

5-11| 165 | FIRST YEAR
ATLANTA, GA.
GREATER ATLANTA CHRISTIAN

53

HIGH SCHOOL
Two year All Region Team awardee ... Named to the Gwinnett County All Star Team ... Four year letter-winner at Greater Atlanta Christian ... Led the Spartans to a combined 50-10 record over his junior and senior years, including a State Championship in 2018 ... Averaged 14 points, 4 rebounds, 5.5 assists, and 3 steals on Varsity ... Scored 31 points against Dawson County in a win ... Played for the Smyma Stars club team ... Won the State Championship in long jump with a 23' 8.5" jump, breaking the school's record by over a foot ... Competed against teammate Ryan Greer in 10th grade in the state playoffs.

PERSONAL
Born Roy Dixon III on 8/8/2000 ... Son to Roy and Dr. Carla Dixon ... Father played basketball for Northwestern from 1982-86 and was team captain his senior year ... Anticipated major is Economics.

DYLAN SANDHU

6-4| 165 | REDSHIRT FIRST YEAR
NORTHVILLE, MICH.
DETROIT COUNTY DAY

54

2018-19
Attended Butler University.

HIGH SCHOOL
Three-year letterwinner ... Averaged 13.6 points and 5.4 rebounds on Varsity ... Awarded "Best 3 Point Shooter in Michigan" by Miprephoops.com ... Named to the Michigan Playmakers All Summer League Team ... Played on the Michigan Mustangs club team ... Led Detroit County Day High School to the Regional State Finals in 2017-18 ... Helped the Yellowjackets to a 17-7 record his senior year ... Scored 26 points against Novi High School while shooting 6-6 from deep ... Had over 13 games with more than three 3-pointers made ... Competed in the Oakland County All Star Game 3 Point Contest ... Scholar Athlete Recipient ... All-State Academic Team 2017-18.

PERSONAL
Born Dylan Singh Gill Sandhu on 2/16/2000 ... Son of Amy Gill-Sandhu and Ravinder Sandhu ... Attended the same school as former NBA players Shane Battier and Chris Webber and NBA owner Steve Ballmer.

ERIC ZALEWSKI

6-0| 180 | REDSHIRT SOPHOMORE
BUFFALO GROVE, ILL.
STEVENSON

55

2018-19
Served as a team manager.

2017-18
Served as a team manager.

HIGH SCHOOL
Awarded All-Area Honorable Mention as well as All-Conference Honorable Mention ... Earned three varsity letters and was the captain his senior year ... Helped his team win a State Championship in 2015 ... Averaged 8.2 points, 4.8 rebounds, and 4.1 assists on Varsity ... Played on the Fundamental University club team ... Also lettered in volleyball ... High Honor Roll all four years ... All-State academic honoree.

PERSONAL
Born Eric Cheung Zalewski on 2/16/1999 ... Son of Dorothy and Dale Zalewski ... Played with Dallas Mavericks guard Jalen Brunson and Indiana Hoosiers forward Justin Smith in high school ... Chose Northwestern over Illinois.

GAINES' CAREER GAME-BY-GAME STATISTICS

2018-19

Opponent	GS	FG	3FG	FT	Reb	Pts	A	TO	B	S	Min
New Orleans		2-5	0-0	1-2	4	5	1	1	3	1	25
American		0-0	0-0	3-4	5	3	1	3	2	1	26
Binghampton		2-3	0-0	1-4	3	5	3	1	1	2	23
Fresno State		0-1	0-0	2-2	3	2	2	2	0	0	16
La Salle		0-3	0-1	2-4	4	2	0	2	0	0	22
Utah		2-3	0-0	7-8	4	11	2	2	0	0	16
Georgia Tech		2-4	1-1	3-3	2	8	3	3	1	1	31
at Indiana		1-5	0-1	0-0	4	2	1	1	0	1	26
Michigan		1-3	0-0	1-2	6	3	1	0	1	1	33
DePaul		1-1	0-0	2-2	7	4	7	1	1	0	31
Chicago St.		2-6	1-3	0-0	4	5	1	2	0	0	19
Oklahoma		3-5	1-1	0-0	1	7	6	1	1	0	36
Columbia		0-1	0-1	1-2	1	1	1	1	0	0	12
at Michigan State		0-1	0-0	1-2	2	1	0	1	0	0	19
Illinois		3-7	2-3	3-5	4	11	2	1	0	0	27
Iowa		3-3	0-0	7-7	6	13	1	1	0	0	29
at Michigan	*	2-8	0-1	4-4	10	8	1	2	0	1	25
at Rutgers		2-9	1-2	4-4	6	9	2	2	3	0	35
Indiana	*	2-9	0-3	6-8	7	10	6	0	1	0	34
at Wisconsin	*	3-11	0-1	2-2	3	8	3	1	1	1	33
at Maryland	*	5-11	1-3	1-3	7	18	2	0	0	2	30
Penn State	*	3-6	0-0	1-1	5	7	2	0	0	1	23
at Iowa	*	3-7	0-2	3-3	3	9	2	1	0	1	33
Rutgers	*	1-5	0-3	3-6	6	5	1	1	1	2	34
at Nebraska	*	4-12	2-7	0-0	8	10	0	3	0	1	34
at Ohio State	*	2-4	1-2	2-2	2	7	0	0	1	2	25
Wisconsin	*	2-8	1-3	1-2	5	6	3	0	0	0	25
Minnesota	*	3-9	1-3	2-2	4	9	3	2	0	4	25
at Illinois	*	2-6	0-2	5-5	6	9	4	1	0	0	36
Ohio State	*	3-11	0-3	3-4	5	9	2	1	0	0	27
Purdue	*	3-5	1-1	2-2	3	9	3	2	1	0	30
Illinois	*	2-8	0-3	1-2	9	5	2	0	1	0	36

2017-18

Opponent	GS	FG	3FG	FT	Reb	Pts	A	TO	B	S	Min
Loyola (Md.)		0-2	0-0	2-2	1	2	1	3	0	0	12
Saint Peter's		2-4	1-1	0-0	1	5	0	3	0	0	15
Creighton		0-3	0-1	1-2	4	1	4	0	0	0	22
vs. La Salle		0-0	0-0	0-0	0	0	0	0	0	0	12
vs. Texas Tech		0-3	0-1	2-2	1	2	1	1	0	0	13
Sacred Heart		1-2	0-1	4-4	1	6	0	0	0	0	12
at Georgia Tech		0-2	0-0	0-0	0	0	0	0	0	1	12
Illinois		0-0	0-0	0-0	2	0	0	0	0	1	4
at Purdue		0-0	0-0	0-0	1	0	0	0	0	0	6
Chicago State		4-5	0-0	3-5	5	11	0	0	0	0	4
Valparaiso		2-4	0-0	2-2	2	6	2	1	1	2	25
at DePaul		0-2	0-1	2-2	7	2	0	2	0	2	22
Lewis		2-7	0-3	4-6	6	8	2	1	0	0	24
at Oklahoma		2-4	0-1	0-0	5	4	1	1	0	0	18
Brown		5-11	0-2	1-1	5	11	2	1	0	0	22
Nebraska		0-1	0-1	0-0	1	0	0	0	1	2	13
at Penn State		2-4	0-1	1-1	0	5	0	0	0	0	13
Minnesota		0-2	0-0	3-4	6	3	2	2	0	0	17
at Indiana		0-3	0-0	0-0	0	0	0	0	0	2	14
Ohio State		3-5	2-4	2-4	0	10	1	0	0	0	20
Penn State		2-4	0-0	2-2	3	6	2	1	1	3	26
at Minnesota		0-2	0-0	0-0	2	0	1	2	0	1	15
at Michigan		0-0	0-0	0-0	2	0	0	1	0	0	10
at Wisconsin		0-1	0-1	0-0	3	0	0	1	0	0	8
Michigan		0-2	0-2	0-0	1	0	0	0	0	0	4
at Maryland		0-1	0-1	4-4	4	4	0	3	0	0	17
at Rutgers		2-3	1-1	1-2	2	6	1	0	1	1	30
Michigan State	*	4-9	0-0	2-2	5	10	4	0	0	0	37
Maryland	*	2-5	1-3	1-2	4	6	5	0	0	2	38
Wisconsin	*	3-3	0-0	0-0	4	6	1	1	0	0	31
at Iowa	*	4-11	1-4	0-0	2	9	6	3	0	0	40
vs. Penn State	*	2-7	2-4	0-0	1	6	1	2	0	0	28

GREER'S CAREER GAME-BY-GAME STATISTICS

2018-19

Opponent	GS	FG	3FG	FT	Reb	Pts	A	TO	B	S	Min
New Orleans		0-1	0-1	0-0	0	0	0	0	0	0	3
American		1-4	0-1	0-1	4	2	2	2	1	1	24
Binghampton		2-4	0-1	0-0	0	4	0	1	0	2	14
Fresno State		2-5	1-3	0-1	2	5	1	2	0	0	14
La Salle		1-1	0-0	0-1	2	2	2	2	0	0	9
Utah		0-1	0-0	0-0	0	0	0	0	0	0	3
Georgia Tech					DNP						
at Indiana					DNP						
Michigan		0-0	0-0	0-0	0	0	0	1	0	0	2
DePaul		0-1	0-1	0-0	1	0	1	0	0	0	4
Chicago State		2-2	1-1	0-1	2	5	5	1	0	2	17
Oklahoma		3	0-1	0-0	0	0	0	0	0	0	0
Columbia		1-2	0-1	0-0	0	2	1	0	0	0	7
at Michigan State		0-3	0-1	0-0	1	0	3	1	0	0	12
Illinois		2-5	0-0	0-0	1	4	3	1	0	0	15
Iowa		1-3	0-1	0-0	0	2	1	0	0	0	8
at Michigan		0-1	0-0	0-0	1	0	0	1	0	0	8
at Rutgers					DNP						
Indiana		0-1	0-0	0-0	1	0	0	0	0	0	7
at Wisconsin		2-3	0-0	2-2	3	6	0	2	0	0	21
at Maryland		1-5	0-0	0-0	3	2	3	2	0	0	24
Penn State		0-1	0-1	0-0	0	0	1	1	0	0	4
at Iowa		0-2	0-0	0-0	1	0	1	0	0	0	2
Rutgers		0-1	0-0	0-0	1	0	0	0	0	0	2
at Nebraska		0-0	0-0	0-0	1	0	0	1	0	0	4
at Ohio State		1-2	1-1	0-0	1	3	0	0	0	0	4
Wisconsin					DNP						
Minnesota		0-1	0-1	0-0	0	0	1	0	0	1	6
at Illinois		0-0	0-0	0-0	0	0	2	2	0	0	8
Ohio State		1-2	1-1	2-2	0	5	0	0	0	1	12
Purdue		0-0	0-0	0-0	0	0	0	0	0	0	1
Illinois		0-3	0-2	0-0	3	0	1	3	0	1	12

KOPP'S CAREER GAME-BY-GAME STATISTICS

2018-19

Opponent	GS	FG	3FG	FT	Reb	Pts	A	TO	B	S	Min
New Orleans	*	3-6	1-3	2-2	3	9	3	2	1	1	14
American	*	0-3	0-1	0-0	1	0	1	1	0	1	7
Binghampton	*	3-10	1-3	0-0	2	7	2	1	0	0	16
Fresno State	*	1-5	1-2	0-0	2	3	0	2	0	0	13
La Salle	*	2-2	1-1	1-1	1	6	0	1	0	0	7
Utah	*	2-3	1-1	1-1	3	5	2	2	0	1	20
Georgia Tech	*	2-3	1-2	0-0	2	5	1	2	0	3	12
at Indiana	*	2-8	1-2	1-2	0	5	2	0	0	3	15
Michigan	*	1-2	0-0	0-0	0	2	1	0	0	0	8
DePaul	*	2-4	1-2	0-0	4	5	5	2	1	0	18
Chicago St.	*	7-11	2-6	1-2	4	17	1	3	1	0	22
Oklahoma	*	0-2	0-0	0-0	5	0	3	1	3	0	15
Columbia	*	1-2	0-0	0-1	1	2	1	2	0	0	12
at Michigan State	*	2-7	1-2	0-0	3	5	2	0	0	0	26
Illinois	*	2-7	1-2	0-0	3	4	1	1	0	0	15
Iowa	*	1-3	1-2	0-0	1	3	1	2	0	0	11
at Michigan		4-5	0-1	0-0	2	8	3	0	0	1	23
at Rutgers		3-5	2-2	0-0	0	8	0	1	0	1	9
Indiana		0-1	0-0	0-0	0	0	0	1	0	0	5
at Wisconsin		0-2	0-2	0-0	0	0	0	1	0	0	12
at Maryland		0-5	0-0	0-0	1	0	1	2	0	0	11
Penn State		2-9	2-4	0-0	4	6	1	1	1	1	22
at Iowa		0-0	0-0	0-0	2	0	1	1	0	0	3
Rutgers		0-2	0-1	0-0	2	0	0	0	0	0	7
at Nebraska		1-4	0-2	1-3	0	3	0	0	0	0	15
at Ohio State		1-7	0-4	0-4	3	2	1	0	0	0	18
Wisconsin		1-5	0-2	0-0	4	2	0	0	0	0	26
Minnesota		3-7	2-5	1-2	3	9	0	1	1	0	29
at Illinois	*	4-11	2-6	3-3	3	13	2	0	0	1	18
Ohio State	*	2-7	0-4	2-2	1	6	4	0	1	1	26
Purdue		2-5	1-3	2-2	2	7	2	1	1	0	26
Illinois	*	5-12	1-5	0-0	7	11	2	3	2	0	39

MALNATI'S CAREER GAME-BY-GAME STATISTICS

2018-19

Opponent	GS	FG	3FG	FT	Reb	Pts	A	TO	B	S	Min
New Orleans					DNP						
American					DNP						
Binghampton					DNP						
Fresno State					DNP						
La Salle					DNP						
Utah					DNP						
Georgia Tech					DNP						
at Indiana					DNP						
Michigan		0-0	0-0	0-0	0	0	0	0	0	1	1
DePaul					DNP						
Chicago State					DNP						
Oklahoma					DNP						
Columbia					DNP						
at Michigan State					DNP						
Illinois					DNP						
Iowa					DNP						
at Michigan					DNP						
at Rutgers					DNP						
Indiana					DNP						
at Wisconsin					DNP						
at Maryland		0-0	0-0	0-0	0	0	0	0	0	0	1
Penn State					DNP						
at Iowa					DNP						
Rutgers					DNP						
at Nebraska					DNP						
at Ohio State					DNP						
Wisconsin					DNP						
Minnesota					DNP						
at Illinois					DNP						
Ohio State					DNP						
Purdue					DNP						
Illinois					DNP						

2017-18

Opponent	GS	FG	3FG	FT	Reb	Pts	A	TO	B	S	Min
Loyola (Md.)					DNP						
Saint Peter's					DNP						
Creighton					DNP						
vs. La Salle					DNP						
vs. Texas Tech					DNP						
Sacred Heart		0-0	0-0	0-0	0	0	0	0	0	0	1
at Georgia Tech					DNP						
Illinois					DNP						
at Purdue					DNP						
Chicago State		0-1	0-0	0-0	0	0	1	0	0	0	3
Valparaiso		0-0	0-0	0-0	2	0	0	1	0	0	3
at DePaul					DNP						
Lewis		0-3	0-1	0-0	0	0	0	0	0	1	4
at Oklahoma					DNP						
Brown					DNP						
Nebraska					DNP						
at Penn State					DNP						
Minnesota					DNP						
at Indiana		0-0	0-0	0-0	0	0	0	0	0	0	0
Ohio State					DNP						
Penn State					DNP						
at Minnesota					DNP						
at Michigan					DNP						
at Wisconsin					DNP						
Michigan					DNP						
at Maryland		0-0	0-0	0-0	0	0	0	0	1	0	1
at Rutgers					DNP						
Michigan State					DNP						
Maryland					DNP						
Wisconsin		0-0	0-0	0-0	0	0	0	0	0	0	0
at Iowa		0-0	0-0	0-0	0	0	0	0	0	0	0
vs. Penn State		0-0	0-0	0-0	0	0	0	0	0	0	0

NANCE'S CAREER GAME-BY-GAME STATISTICS

2018-19

Opponent	GS	FG	3FG	FT	Reb	Pts	A	TO	B	S	Min
New Orleans		1-4	1-3	0-0	0	3	1	1	0	0	12
American		0-0	0-0	0-0	0	0	1	0	0	0	3
Binghampton		4-8	1-3	1-3	3	10	2	3	1	2	21
Fresno State		2-3	1-2	1-2	1	6	0	0	0	2	12
La Salle		2-4	1-3	0-1	1	5	0	0	0	0	13
Utah		3-6	3-6	0-1	3	7	1	1	0	0	21
Georgia Tech		0-1	0-1	0-0	1	0	0	0	1	0	10
at Indiana		0-3	0-2	0-0	1	0	1	1	0	0	12
Michigan		0-0	0-0	0-0	0	0	0	0	0	0	4
DePaul		0-1	0-1	0-0	1	0	1	0	0	0	7
Chicago St.		2-6	0-3	0-0	2	4	2	0	0	0	15
Oklahoma		1-1	1-1	0-0	2	3	1	0	0	1	7
Columbia		2-7	1-3	0-0	4	5	1	2	0	2	19
at Michigan State		1-5	0-2	0-0	3	2	1	0	0	0	16
Illinois		0-0	0-0	0-0	0	0	0	1	0	0	3
Iowa		2-7	1-5	0-0	1	5	0	0	0	0	9
at Michigan	*	2-5	0-0	0-0	4	4	1	1	3	0	30
at Rutgers		2-2	1-1	2-2	1	7	1	0	0	0	13
Indiana					DNP						
at Wisconsin					DNP						
at Maryland					DNP						
Penn State					DNP						
at Iowa					DNP						
Rutgers					DNP						
at Nebraska					DNP						
at Ohio State					DNP						
Wisconsin					DNP						
Minnesota		0-3	0-2	0-0	3	0	0	2	1	1	21
at Illinois		1-1	0-0	0-1	2	2	0	0	0	0	8
Ohio State		0-2	0-1	1-2	1	1	0	2	0	0	9
Purdue		1-5	1-3	0-0	5	3	2	2	2	0	21
Illinois		0-1	0-0	0-0	1	0	2	0	0	0	11

TURNER'S CAREER GAME-BY-GAME STATISTICS

2018-19

Opponent	GS	FG	3FG	FT	Reb	Pts	A	TO	B	S	Min
New Orleans		1-9	0-5	9-10	4	11	4	3	0	0	31
American		3-8	1-5	2-3	1	9	1	0	0	0	35
Binghampton	*	4-8	0-2	5-5	4	13	4	2	0	0	27
Fresno State	*	3-12	0-5	2-2	3	8	1	2	1	0	29
La Salle	*	6-8	1-2	7-7	4	20	3	3	0	0	37
Utah	*	2-6	2-3	0-0	2	6	2	2	0	2	32
Georgia Tech	*	1-6	0-2	2-4	1	4	3	3	1	1	26
at Indiana	*	3-5	1-3	2-2	4	9	3	3	0	0	37
Michigan	*	2-7	0-2	3-3	4	7	5	3	1	1	32
DePaul	*	8-13	6-10	2-2	3	24	5	2	0	3	36
Chicago St.	*	1-3	1-2	0-0	3	3	4	2	0	0	27
Oklahoma	*	2-4	1-1	0-1	2	5	4	1	1	1	40
Columbia	*	1-6	1-5	2-2	7	5	3	2	0	0	36
at Michigan State	*	3-7	1-2	1-2	1	7	3	2	1	0	23
Illinois	*	2-6	6-8	6-8	3	12	4	4	0	0	31
Iowa	*	4-12	0-2	0-2	5	10	6	1	0	0	39
at Michigan	*	1-7	1-2	1-2	2	3	6	2	2	0	35
at Rutgers	*	0-3	0-0	0-0	1	0	1	1	0	1	22
Indiana	*	3-7	0-0	0-0	2	8	6	1	0	0	34
at Wisconsin	*	2-4	0-0	0-0	1	6	1	4	0	1	25
at Maryland	*	0-5	0-0	0-0	1	0	1	2	0	0	11
Penn State		2-7	0-0	0-0	3	6	0	4	1	2	32
at Iowa		6-8	2-3	2-3	2	15	1	2	0	1	35
Rutgers		4-10	1-2	1-2	1	11	3	2	1	1	26
at Nebraska		2-4	0-0	0-0	2	5	1	0	1	0	12
at Ohio State		4-9	0-0	0-0	1	9	0	1	0	0	27
Wisconsin		2-6	0-0	2-2	3	6	3	1	0	0	30
Minnesota		0-3	0-0	0-0	0	0	0	2	0	0	13
at Illinois		5-12	1-2	1-2	1	12	1	0	0	2	33
Ohio State		2-4	0-0	0-0	2	10	2	0	0	1	32
Purdue		4-7	0-0	0-0	3	14	3	1	0	1	30
Illinois	*	7-17	3-4	3-4	5	20	5	0	0	0	39

2016-17 (BOSTON COLLEGE)

Opponent	GS	FG	3FG	FT	Reb	Pts	A	TO	B	S	Min
Nicholls State	*	4-6	2-2	2-5	5	12	4	0	1	0	26
Md. Eastern Shore	*	5-7	2-4	1-2	2	13	4	2	0	0	29
Stony Brook	*	4-6	2-3	2-2	4	12	4	2	1	0	30
Towson	*	0-2	0-1	0-0	1	0	3	0	0	0	23
vs. Kansas State	*	1-4	1-2	0-0	6	3	3	0	0	1	29
vs. Richmond	*	4-12	1-6	1-1	7	10	2	2	1	0	32
Dartmouth	*	2-6	1-2	2-2	3	7	6	1	0	0	29
Harvard	*	5-11	3-6	0-0	8	13	3	4	0	2	32
Hartford	*	5-9	2-5	1-2	3	13	7	1	0	2	38
vs. Auburn	*	5-10	2-5	1-3	4	13	4	4	0	0	35
Sacred Heart	*	3-7	2-4	2-2	4	10	3	1	0	0	32
vs. Fairfield	*	2-8	1-1	0-0	5	5	4	0	1	1	31
Providence	*	4-9	2-6	2-2	2	12	6	1	1	2	37
Syracuse	*	6-9	4-7	0-1	2	16	6	0	0	1	34
at Wake Forest	*	4-10	2-7	1-2	2	11	2	0	1	0	37
at Duke	*	5-9	1-4	2-2	6	13	5	1	0	0	35
NC State	*	2-7	1-2	5-5	4	10	0	0	0	3	39
at Syracuse	*	2-3	2-3	0-0	3	6	0	1	0	0	30
Virginia	*	1-6	1-5	0-0	2	3	0	0	0	3	30
North Carolina	*	2-6	1-5	2-2	2	7	5	1	0	0	33
at Miami	*	6-11	3-6	0-0	4	15	2	0	0	1	37
at Virginia Tech	*	1-6	1-4	1-3	4	4	0	1	0	0	25
Wake Forest		1-4	1-4	0-0	4	3	5	0	1	0	24
Louisville		2-5	1-3	0-0	2	5	2	1	0	1	19
Pittsburgh		0-4	0-4	0-0	1	0	2	0	0	0	20
at Georgia Tech	*	2-11	1-8	0-0	4	5	0	1	0	0	31
Notre Dame	*	3-5	1-2	0-0	3	7	6	1	0	0	32
at Florida State	*	5-9	2-5	1-2	1	13	2	3	0	0	31
Virginia Tech		1-2	1-2	0-0	1	3	2	2	0	1	29
at Notre Dame	*	5-10	3-6	0-0	3	13	1	1	0	0	33
at Clemson	*	4-10	2-7	0-0	1	10	2	2	0	0	36
vs. Wake Forest	*	1-5	0-0	1-2	2	3	1	0	0	1	29

2015-16 (BOSTON COLLEGE)

Opponent	GS	FG	3FG	FT	Reb	Pts	A	TO	B	S	Min
St. Francis	*	2-5	0-1	2-2	5	6	1	0	0	1	24
Central Connecticut	*	3-10	0-6	0-0	2	6	0	0	0	0	19
Harvard	*	2-4	1-3	3-4	4	8	2	0	1	1	30
vs. Michigan State	*	1-7	0-4	0-0	2	2	0	1	0	1	23
vs. UC Irvine		2-2	1-1	0-0	2	5	0	2	0	1	27
vs. Santa Clara	*	3-9	3-7	1-2	3	10	1	0	0	0	27
Penn State	*	3-9	3-7	6-8	5	15	2	0	1	1	33
UMass Lowell	*	2-11	0-7	2-2	2	6	1	3	0	0	31
at Providence	*	1-4	0-1	0-0	1	2	1	1	1	2	24
Maine	*	5-9	1-4	0-0	6	11	2	1	2	2	26
Delaware	*	3-7	3-6	0-0	3	9	1	0	2	0	25
vs. Fordham	*	2-5	1-3	1-2	7	6	2	1	0	0	28
New Hampshire	*	1-4	1-3	0-0	5	3	1	2	0	1	41
Duke	*	2-4	2-3	0-0	5	6	2	1	0	1	26
Notre Dame	*	1-6	1-4	0-0	1	3	3	2	0	1	27
at Syracuse	*	2-8	0-5	0-2	2	4	1	0	0	1	19
at Pitt	*	0-2	0-2	0-0	2	0	1	1	0	0	20
Miami	*	2-4	1-2	0-0	4	5	1	1	1	2	33
at Notre Dame	*	1-5	1-2	4-4	7	7	1	0	0	1	31
Florida State	*	2-4	1-3	0-0	1	5	1	1	2	1	27
at North Carolina	*	4-9	2-6	0-1	7	10	2	0	0	1	34
at Virginia	*	0-3	0-2	0-0	6	0	3	0	0	0	36
at Louisville	*	3-7	0-2	0-1	3	6	4	1	0	2	29
North Carolina	*	0-2	0-1	0-0	3	0	3	1	0	0	18
Syracuse					DNP						
at Clemson					DNP						
at Wake Forest					DNP						
Virginia Tech					DNP						
Georgia Tech					DNP						
at NC State		3-5	3-4	2-4	4	11	2	0	0	1	21
Clemson		2-8	0-3	1-1	2	5	4	0	0	4	31
vs. Florida State	*	2-7	0-4	2-2	3	6	0	1	0	0	33

RETURNER INDIVIDUAL CAREER STATISTICS

GAINES' CAREER STATS

Year	GP-GS	Min-Avg	Total FG-FGA	Pct	3-pt FG-FGA	Pct	FT-FTA	Pct	Rebounds Off-Def	Tot-Avg	PF	FO	Ast	TO	Blk	Stl	Pts-Avg
2017-18	32-5	596-18.6	42-112	.375	8-33	.242	37-47	.787	24-57	81-2.5	52	1	37	29	4	17	129-4.0
2018-19	32-15	875-27.3	64-180	.356	13-50	.260	80-104	.769	33-116	149-4.7	78	2	70	39	19	27	221-6.9
CAREER	**64-20**	**1471-23.0**	**106-292**	**.363**	**21-83**	**.253**	**117-151**	**.775**	**57-173**	**230-3.6**	**130**	**3**	**107**	**68**	**23**	**44**	**350-5.5**

GREER'S CAREER STATS

Year	GP-GS	Min-Avg	Total FG-FGA	Pct	3-pt FG-FGA	Pct	FT-FTA	Pct	Rebounds Off-Def	Tot-Avg	PF	FO	Ast	TO	Blk	Stl	Pts-Avg
2018-19	28-0	254-9.1	17-56	.304	4-18	.222	4-8	.500	4-23	27-1.0	31	0	25	0	1	8	42-1.5
CAREER	**28-0**	**254-9.1**	**17-56**	**.304**	**4-18**	**.222**	**4-8**	**.500**	**4-23**	**27-1.0**	**31**	**0**	**25**	**0**	**1**	**8**	**42-1.5**

KOPP'S CAREER STATS

Year	GP-GS	Min-Avg	Total FG-FGA	Pct	3-pt FG-FGA	Pct	FT-FTA	Pct	Rebounds Off-Def	Tot-Avg	PF	FO	Ast	TO	Blk	Stl	Pts-Avg
2018-19	32-19	525-16.4	23-72	.319	23-72	.319	14-20	.700	15-54	69-2.2	53	0	35	36	13	13	157-4.9
CAREER	**32-10**	**525-16.4**	**23-72**	**.319**	**23-72**	**.319**	**14-20**	**.700**	**15-54**	**69-2.2**	**53**	**0**	**34**	**36**	**13**	**13**	**157-4.9**

MALNATI'S' CAREER STATS

Year	GP-GS	Min-Avg	Total FG-FGA	Pct	3-pt FG-FGA	Pct	FT-FTA	Pct	Rebounds Off-Def	Tot-Avg	PF	FO	Ast	TO	Blk	Stl	Pts-Avg
2017-18	9-0	12-1.3	0-4	.000	0-1	.000	0-0	.000	0-2	2-.2	0	0	1	1	1	1	0-0
2018-19	2-0	2-1.0	0-0	.000	0-0	.000	0-0	.000	0-0	0-0	1	0	0	0	0	1	0-0
CAREER	**11-0**	**14-7.0**	**0-4**	**.000**	**0-1**	**.000**	**0-0**	**.000**	**0-2**	**2-.2**	**1**	**0**	**1**	**1**	**1**	**2**	**0-0**

NANCE'S CAREER STATS

Year	GP-GS	Min-Avg	Total FG-FGA	Pct	3-pt FG-FGA	Pct	FT-FTA	Pct	Rebounds Off-Def	Tot-Avg	PF	FO	Ast	TO	Blk	Stl	Pts-Avg
2018-19	23-1	297-12.9	26-75	.347	10-38	.263	5-12	.417	10-31	41-1.8	28	0	18	16	8	8	67-2.9
CAREER	**23-1**	**297-12.9**	**26-75**	**.347**	**10-38**	**.263**	**5-12**	**.417**	**10-31**	**41-1.8**	**28**	**0**	**18**	**16**	**8**	**8**	**67-2.9**

TURNER'S CAREER STATS

Year	GP-GS	Min-Avg	Total FG-FGA	Pct	3-pt FG-FGA	Pct	FT-FTA	Pct	Rebounds Off-Def	Tot-Avg	PF	FO	Ast	TO	Blk	Stl	Pts-Avg
2015-16 (BC)	27-24	744-27.6	54-160	.338	25-96	.260	24-35	.686	10-88	98-3.6	39	0	42	20	10	25	157-5.8
2016-17 (BC)	32-28	987-30.8	97-229	.424	49-131	.374	27-40	.675	20-85	105-3.3	47	0	96	33	7	19	270-8.4
2017-18	DNP - NCAA Transfer Rules																
2018-19	32-20	952-29.8	93-240	.388	39-120	.325	53-68	.779	6-69	75-2.3	63	1	90	60	10	17	278-8.7
CAREER	**91-72**	**2683-88.2**	**244-629**	**.388**	**113-340**	**.332**	**104-143**	**.713**	**36-154**	**278-3.1**	**149**	**1**	**228**	**113**	**27**	**61**	**705-7.63**

Game 1
NU 82, New Orleans 52
Nov. 8, 2018 • Evanston, Ill.

Forward Vic Law etched his name in the Northwestern record books on Thursday night, becoming the 36th player in program history to record 1,000 career points. The fifth-year senior finished with 18 points, six rebounds and five assists as the Wildcats cruised to an 82-52 victory over New Orleans in the first regular season game at the new Welsh-Ryan Arena. The Wildcats have now won 11-straight season openers and are a perfect 6-0 in the contests under Chris Collins. In his first regular-season game with Northwestern, guard Ryan Taylor scored a game-high 20 points on 7-of-15 shooting while hitting a career-high six threes. Joining Law and Taylor in double figures was senior center Dererk Pardon, who finished with 13 points and a game-high 11 rebounds for his 10th-career double-double and junior A.J. Turner who finished with 11 points, four rebounds and four assists while sinking a career-high nine free throws. The #B1GCats started the game on an 8-0 run, aided by first-year Miller Kopp scoring the opening basket in the new Welsh-Ryan Arena, marking his first-career points. The Wildcats were hot from behind the arc early as Taylor sunk back-to-back threes midway through the first half to extend Northwestern's lead to double digits. Law led all players with 12 points on 4-of-6 shooting as Northwestern entered the half with a 36-28 lead. The 'Cats buried six threes in the half, while holding New Orleans to zero three pointers on five attempts from deep. New Orleans cut into their deficit to begin the second half, however the Wildcats mounted a 10-0 run beginning with 10:17 remaining in the second half. The hot shooting continued for the Wildcats for the rest of the game, as they ended the game on a 32-11 run.

Official Basketball Box Score - Final
New Orleans at Northwestern
11/08/18 Welsh-Ryan Arena, Evanston, IL
2018-19 Men's Basketball

Game Time: 07:01 PM
Game Duration: 02:04
Attendance: 6747

Officials
Lamont SIMPSON
Lewis GARRISON
Edwin YOUNG

New Orleans Record: 1-1

NO.	Name		Min	FG M-A	3P M-A	FT M-A	Rebounds OR	DR	TOT	Fouls PF	FD	TP	AS	TO	ST	Blocks BS	BA	+/-
10	GATES Gerrale	F	26:52	4-6	0-0	2-2	2	3	5	2	2	10	2	4	1	0	0	-19
55	PLASANCE Scott	F	19:48	3-6	0-1	1-4	1	2	3	5	4	7	1	1	0	0	1	-7
1	ROSSER Damion	G	19:21	3-7	0-1	1-2	1	2	3	3	3	7	0	0	0	0	0	-17
2	BERZAT Lamont	G	27:56	2-5	0-3	0-0	0	5	5	0	0	4	4	3	1	0	0	-18
33	CHARLES Ezekiel	G	28:15	1-5	0-1	2-4	0	5	5	3	3	4	1	0	0	0	1	-22
3	GREEN Troy		21:03	3-7	0-0	1-2	0	2	2	3	2	7	0	2	0	0	2	-14
12	HAYNES Amari		07:09	0-0	0-0	2-6	0	0	0	1	3	2	0	0	1	0	0	-13
4	ROBINSON Bryson		18:12	2-6	1-2	0-0	1	2	3	2	1	5	2	4	1	1	1	-19
11	MYERS Jahmel		15:58	0-3	0-0	0-0	1	0	1	1	1	0	1	0	0	0	1	-5
15	HARRISON Tyren		05:14	1-2	0-0	1-2	0	0	0	0	1	3	0	0	0	0	0	-8
5	BOHANNON Charles		02:33	0-1	0-1	0-0	0	0	0	0	0	0	0	0	0	0	0	-2
13	ROSA Jorge		02:33	0-0	0-0	0-0	0	0	0	0	0	0	0	0	0	0	0	-2
20	ROBINSON III Larry		02:33	0-0	0-0	0-0	0	0	0	0	0	0	0	0	1	0	0	-2
21	RIEK Bol		02:33	1-1	1-1	0-0	0	0	0	0	0	3	0	0	0	0	0	-2
Team							4	1	5				0		0			
Totals				20-48	2-10	10-22	10	22	32	21	18	52	11	15	4	1	6	-30

Technical Fouls: NONE

Shooting By Period		
1st	FG%	12-29 (41.4%)
	3PT%	0-5 (0)%
	FT%	4-8 (50)%
2nd	FG%	8-20 (40)%
	3PT%	2-5 (40)%
	FT%	6-14 (42.9)%
GM	FG%	20-49 (40.8)%
	3PT%	2-10 (20)%
	FT%	10-22 (45.5)%

Dead Ball Rebounds: 8, 0

Northwestern Record: 1-0

NO.	Name		Min	FG M-A	3P M-A	FT M-A	Rebounds OR	DR	TOT	Fouls PF	FD	TP	AS	TO	ST	Blocks BS	BA	+/-
4	LAW Vic	F	32:08	6-12	3-6	3-4	1	5	6	3	5	18	5	1	2	2	0	25
10	KOPP Miller	F	14:13	3-6	1-3	2-2	1	3	4	1	1	9	3	2	1	1	0	5
5	PARDON Dererk	C	31:45	4-5	0-0	5-6	7	4	11	1	6	13	2	0	1	0	1	21
14	TAYLOR Ryan	G	28:25	7-15	6-11	0-0	0	1	1	2	0	20	0	0	0	0	0	26
23	ASH Jordan	G	13:40	1-2	0-1	0-0	0	1	1	1	0	2	0	0	2	0	0	9
21	TURNER A.J.		31:28	1-9	0-5	9-10	0	4	4	3	5	11	4	3	0	0	0	24
11	GAINES Anthony		24:58	2-5	0-0	1-2	1	3	4	4	1	5	1	1	1	3	0	23
25	BENSON Barret		08:15	0-1	0-0	1-2	3	3	6	2	3	1	0	0	0	0	0	9
2	GREER Ryan		03:11	0-1	0-1	0-0	0	0	0	0	0	0	0	0	0	0	0	-2
22	NANCE Pete		11:57	1-4	1-3	0-0	0	0	0	1	0	3	1	1	0	0	0	6
Team							2	1	3				0	1				
Totals				25-60	11-30	21-26	16	23	39	18	21	82	16	9	7	6	1	30

Technical Fouls: NONE

Shooting By Period		
1st	FG%	10-28 (35.7)%
	3PT%	6-19 (31.6)%
	FT%	10-13 (76.9)%
2nd	FG%	15-32 (46.9)%
	3PT%	5-11 (45.5)%
	FT%	11-13 (84.6)%
GM	FG%	25-60 (41.7)%
	3PT%	11-30 (36.7)%
	FT%	21-26 (80.8)%

Dead Ball Rebounds: 2, 0

	UNO	NU
Biggest lead	0 (1st 20:00)	30 (2nd 2:15)
Best Scoring Run	7 (1st 1:11)	10 (2nd 8:34)
Lead Changes	0	
Times Tied	0	
Time with Lead	00:00	38:44

Points from	UNO	NU
Turnovers	9	22
Paint	28	22
Second Chance	4	20
Fast Breaks	9	14
Bench	20	20

Period by Period Scoring	1st	2nd	TOT
UNO	28	24	52
NU	36	46	82

Game 2
NU 63, American 51
Nov. 12, 2018 • Evanston, Ill.

Captains Vic Law and Dererk Pardon combined for 39 points and 24 rebounds as Northwestern defeated American, 63-51, at the new Welsh-Ryan Arena. Law led the Wildcats from start to finish with 26 points — tied for his second-most in a collegiate contest. In his seventh-ever game with 20-plus points, Law also added six rebounds and an assist. Pardon registered the 11th double-double of his career and his second in a row to start the campaign. He grabbed 18 rebounds in the game, the most since he snagged a career-high 22 against Nebraska on Jan. 26, 2017. He also notched 13 points and four assists. Ryan Taylor joined Law and Pardon in double digits, tallying 10 points in the contest. Law came out on fire for the Wildcats, scoring the team's first nine points while going three-for-three from the field to start the contest. On the Wildcats' first possession of the game, Law nailed a three and turned it into a four-point play after he was fouled on the shot. He finished the first half with 16 points. American went back-and-forth with the 'Cats for most of the first 20 minutes. First-year Ryan Greer tied the game at 22 points apiece when he recorded the first points of his collegiate career with a jumper. Taylor scored eight-straight points for the 'Cats down the stretch and Law added another bucket to help Northwestern close out the half on a 10-1 run over the final 3:51 and take a 38-31 lead into the half. The 'Cats locked in down the stretch of the second half. After American tied the game at 45-45 with 11:01 remaining, Northwestern held them scoreless for the next 5:30 and Pardon threw down a put-back dunk with 3:52 left to give Northwestern its largest lead of the game. The Wildcats never looked back and closed the game on an 18-6 run.

Official Basketball Box Score - Final
American at Northwestern
11/12/18 Welsh-Ryan Arena, Evanston, IL
2018-19 Men's Basketball

Game Time: 7:00 PM
Game Duration: 2:03
Attendance: 6,018

Officials: Terry Oglesby, Bob Kuenemen, Ed Phillips

American - 51 Record: 1-1

NO.	Name		Min	FG M-A	3P M-A	FT M-A	Rebounds OR	DR	TOT	Fouls PF	FD	TP	AS	TO	ST	Blocks BS	BA	+/-
12	Yilret Yiljep	F	19:41	2-3	0-0	1-2	1	3	4	4	2	5	0	1	1	0	0	2
22	Sam Iorio	F	32:45	1-7	1-5	2-2	0	5	5	3	3	5	1	1	1	1	0	-11
23	Mark Gasperini	C	29:47	6-13	0-3	5-8	1	2	3	3	5	17	2	3	0	0	0	-10
00	Saleed Nelson	G	37:06	3-14	1-5	3-4	2	7	9	1	4	10	5	7	1	0	3	-7
5	Larry Motuzis	G	21:29	1-4	1-3	0-0	0	2	2	2	0	3	0	0	0	0	0	-14
10	Chekh Diallo		01:43	0-0	0-0	0-0	0	0	0	0	0	0	0	1	0	0	0	-3
13	Marvin Bragg		29:55	1-4	0-2	0-1	0	4	4	0	3	2	0	0	0	0	1	-7
41	Jacob Boonyasith		12:22	2-2	2-2	0-0	0	3	3	5	0	6	0	0	0	0	0	-3
2	Stacy Beckton Jr.		12:56	1-3	1-1	0-0	0	0	0	4	0	3	0	2	0	0	0	-5
1	Jesse Little		00:30	0-0	0-0	0-0	0	0	0	0	0	0	0	0	0	0	0	0
14	Justin Perez		00:30	0-0	0-0	0-0	0	0	0	0	0	0	0	0	0	0	0	0
21	Josh Alexander		00:40	0-0	0-0	0-0	0	0	0	0	0	0	0	0	0	0	0	-2
45	Matt Cimino		00:30	0-0	0-0	0-0	0	0	0	0	0	0	0	0	0	0	0	0
Team							5	3	8				0		1			
Totals				17-50	6-21	11-17	9	29	38	22	17	51	8	16	3	1	4	-12

Technical Fouls: NONE

Shooting By Period		
1st	FG%	9-23	39.1%
	3PT%	5-12	41.7%
	FT%	8-13	61.5%
2nd	FG%	8-27	29.6%
	3PT%	1-9	11.1%
	FT%	3-4	75%
GM	FG%	17-50	34.0%
	3PT%	6-21	28.6%
	FT%	11-17	64.7%

Dead Ball Rebounds: 1, 0

Northwestern - 63 Record: 2-0

NO.	Name		Min	FG M-A	3P M-A	FT M-A	Rebounds OR	DR	TOT	Fouls PF	FD	TP	AS	TO	ST	Blocks BS	BA	+/-
4	Vic Law	F	36:50	9-19	2-7	6-7	2	4	6	2	8	26	1	2	0	0	0	15
10	Miller Kopp	F	07:19	0-3	0-1	0-0	0	1	1	2	0	0	1	1	1	0	0	-3
5	Dererk Pardon	C	34:42	5-14	0-2	3-4	8	10	18	4	4	13	4	1	1	0	1	17
14	Ryan Taylor	G	23:25	3-9	1-6	3-3	1	3	4	2	1	10	1	0	2	0	0	4
23	Jordan Ash	G	04:15	0-0	0-0	0-2	0	0	0	1	1	0	0	0	0	0	0	0
22	Pete Nance		03:09	0-0	0-0	0-0	0	0	0	2	0	0	0	1	0	0	0	-3
25	Barret Benson		05:18	0-1	0-0	0-0	0	1	1	0	2	0	0	0	0	1	0	-5
21	A.J. Turner		35:28	3-8	1-5	2-3	0	1	1	0	2	9	1	0	0	0	0	12
2	Ryan Greer		23:54	1-4	0-1	0-1	0	4	4	1	1	2	2	2	1	1	0	18
11	Anthony Gaines		25:45	0-0	0-0	3-4	0	5	5	3	3	3	1	3	1	2	0	5
Team							1	0	1				0		0			
Totals				21-58	4-22	17-24	12	29	41	17	22	63	12	9	6	4	1	12

Technical Fouls: NONE

Shooting By Period		
1st	FG%	12-30	40.0%
	3PT%	3-11	27.3%
	FT%	11-14	78.6%
2nd	FG%	9-28	32.1%
	3PT%	1-11	9.1%
	FT%	6-10	60%
GM	FG%	21-58	36.2%
	3PT%	4-22	18.2%
	FT%	17-24	70.8%

Dead Ball Rebounds: 3, 0

	AU	NU
Biggest lead	4 (1st 12:16)	12 (2nd 0:37)
Best Scoring Run	6 (2nd 17:13)	9 (2nd 19:04)
Lead Changes	7	
Times Tied	7	
Time with Lead	10:54	23:26

Points from	AU	NU
Turnovers	5	17
Paint	18	24
Second Chance	3	18
Fast Breaks	2	4
Bench	11	14

Period by Period Scoring	1st	2nd	TOT
AU	31	20	51
NU	38	25	63

Game 3
NU 82, Binghamton 54
Nov. 16, 2018 • Evanston, Ill.

Northwestern basketball used a stifling defense to down Binghamton, 82-54, at the Welsh-Ryan Arena. NU limited the Bearcats to a 34.9 field goal percentage, the lowest by a Northwestern opponent this season. The Wildcats had five players in double-digit scoring for the first time this season. Senior Vic Law paced the group with 14 points, followed by redshirt junior A.J. Turner (13), junior Barret Benson (12), senior Dererk Pardon (10) and first-year Pete Nance (10). Benson set career highs in both points and rebounds, dominating on the glass with 14 rebounds to go with his 12 points. It was the center's first double-double for the Wildcats. The Wildcats got off to a hot start, scoring the first nine points in the game. Senior forward Vic Law led the way with seven of the team's first 17 points. Turner kept the momentum going with a three-point play on his way to a team-high 11 points in the first half. Benson and Pardon had their ways inside with 11 points and eight rebounds combined in the stanza. Nance showed his range in the half, making four shots, including a three-pointer. Northwestern finished the half on a 12-2 run to take a 48-19 lead into the locker room. The Wildcats continued playing efficiently in the second half. Pardon capped off back-to-back baskets with an electrifying and-one dunk that caromed off the rim and dropped in. First-year Miller Kopp had himself a second half, scoring seven points including a three-pointer.

Official Basketball Box Score - Final
Binghamton at Northwestern
11/16/18 Welsh-Ryan Arena, Evanston, IL
2018-19 Men's Basketball

Game Time: 6:00 PM
Game Duration: 1:59
Attendance: 7,039

Officials: Paul Scott, Kelly Pfeifer, Steve McJunkins

Binghamton - 54 Record: 1-3

NO.	Name		Min	FG M-A	3P M-A	FT M-A	Rebounds OR	DR	TOT	Fouls PF	FD	TP	AS	TO	ST	Blocks BS	BA	+/-
2	Chanceellor Barnard	F	24:38	3-4	0-0	2-3	4	2	6	4	5	8	0	2	0	1	0	-9
20	Caleb Stewart	F	16:07	3-6	0-2	1-2	1	0	1	1	1	7	0	0	1	2	0	-20
0	Richard Caldwell, Jr.	G	18:32	0-5	0-3	1-2	0	1	1	4	1	1	0	1	0	0	2	-29
3	Sam Sessoms	G	37:41	5-17	0-5	1-2	0	0	0	3	2	11	3	4	2	1	2	-26
33	J.C. Show	G	37:17	6-14	3-6	0-0	0	3	3	1	0	15	2	1	1	0	0	-21
40	Albert Odaro		04:18	0-0	0-0	0-0	0	0	0	1	0	0	0	1	0	0	0	-8
22	Everson Davis		02:05	0-2	0-1	0-0	0	0	0	0	0	0	0	0	0	0	0	0
14	Calistus Anychike		25:38	2-4	0-0	0-0	3	7	10	4	1	4	2	1	2	4	0	-8
4	Timmy Rose		17:48	2-2	0-0	0-1	0	2	2	0	2	4	3	3	3	0	0	2
5	Tyler Stewart		13:37	1-9	0-3	2-2	1	2	3	1	3	4	0	3	0	0	2	-19
10	Leo Gallagher		02:19	0-0	0-0	0-0	0	0	0	0	0	0	0	1	1	0	0	-2
Team							1	3	4				0		0			
Totals				22-63	3-20	7-12	10	20	30	19	15	54	10	17	9	8	6	-28

Technical Fouls: NONE

Shooting By Period		
1st	FG%	7-32	21.9%
	3PT%	1-12	8.3%
	FT%	4-6	66.7%
2nd	FG%	15-31	48.4%
	3PT%	2-8	25.0%
	FT%	3-6	50%
GM	FG%	22-63	34.9%
	3PT%	3-20	15.0%
	FT%	7-12	58.3%

Dead Ball Rebounds: 4, 0

Northwestern - 82 Record: 3-0

NO.	Name		Min	FG M-A	3P M-A	FT M-A	Rebounds OR	DR	TOT	Fouls PF	FD	TP	AS	TO	ST	Blocks BS	BA	+/-
4	Vic Law	F	21:37	5-8	2-3	2-2	2	3	5	0	1	14	3	0	0	2	0	30
10	Miller Kopp	F	16:04	3-10	1-3	0-0	1	1	2	2	0	7	2	1	0	0	2	12
21	A.J. Turner	F	27:24	4-8	0-2	5-5	0	4	4	2	3	13	4	2	0	0	1	28
5	Dererk Pardon	C	12:57	4-5	0-0	2-5	4	5	9	3	5	10	3	3	1	1	1	23
14	Ryan Taylor	G	28:15	2-7	1-5	2-2	0	2	2	2	3	7	3	2	2	1	0	21
23	Jordan Ash	G	09:07	0-0	0-0	0-0	0	0	0	0	0	0	2	1	0	0	0	30
25	Barret Benson		27:03	6-9	0-0	0-0	4	10	14	3	1	12	1	1	0	0	3	5
11	Anthony Gaines		22:46	2-3	0-0	1-4	1	2	3	0	2	5	3	1	2	1	1	9
22	Pete Nance		21:02	4-8	1-3	1-3	1	2	3	2	3	10	2	3	1	2	1	5
2	Ryan Greer		13:46	2-4	0-1	0-0	0	0	0	1	1	4	0	1	2	0	0	-3
Team							1	3	4				0		0			
Totals				32-62	5-17	13-21	14	32	46	15	19	82	23	15	10	8	8	28

Technical Fouls: NONE

Shooting By Period		
1st	FG%	18-31	58.1%
	3PT%	2-7	28.6%
	FT%	10-13	76.9%
2nd	FG%	14-31	45.2%
	3PT%	3-10	30.0%
	FT%	3-8	37.5%
GM	FG%	32-62	51.6%
	3PT%	5-17	29.4%
	FT%	13-21	61.9%

Dead Ball Rebounds: 4, 0

	BU	NU
Biggest lead	0 (1st 20:00)	41 (2nd 12:07)
Best Scoring Run	13 (2nd 3:48)	12 (1st 1:09)
Lead Changes	0	
Times Tied	0	
Time with Lead	00:00	39:29

Points from	BU	NU
Turnovers	12	22
Paint	34	38
Second Chance	12	14
Fast Breaks	7	21
Bench	12	31

Period by Period Scoring	1st	2nd	TOT
BU	19	35	54
NU	48	34	82

genius sports

Game 4
Fresno State 78, NU 59
Nov. 22, 2018 • Fullerton, Calif.

Despite a double-digit performance by seniors Vic Law and Dererk Pardon, Northwestern lost the opening match-up at the Wooden Legacy Tournament to Fresno State, 78-59, on Thursday evening. In the contest, Law moved into 33rd place all-time in Northwestern scoring history. He finished with 13 points and has scored in double figures in all four games this season. Pardon paced the Wildcats with seven points in the first half on three-of-four from the court. He also added five rebounds in 16 minutes of play in the first stanza. He finished with 11 points in the game, his 38th game scoring 10 or more points. He was five-of-seven from the charity stripe. NU compiled 15 points off turnovers in the game, edging out the Bulldogs' total of 14.

Official Basketball Box Score -- Game Totals -- Final Statistics
Northwestern vs Fresno State
11/22/18 1:45 pm at Titan Gym

Northwestern 59 • 3-1

			Total	3-Ptr		Rebounds										
##	Player		FG-FGA	FG-FGA	FT-FTA	Off	Def	Tot	PF	TP	A	TO	Blk	Stl	Min
04	Law,Vic	f	4-10	2-5	3-5	1	3	4	4	13	5	3	0	0	29
10	Kopp,Miller	f	1-5	1-2	0-0	1	1	2	1	3	0	2	0	0	13
21	Turner,A.J.	f	3-12	0-5	2-2	1	2	3	2	8	1	2	1	0	29
05	Pardon,Dererk	c	3-5	0-0	5-7	1	6	7	3	11	0	1	1	0	33
14	Taylor,Ryan	g	2-6	0-2	2-2	0	2	2	3	6	1	1	0	0	36
02	Greer,Ryan		2-5	1-3	0-1	1	1	2	3	5	1	2	0	0	14
11	Gaines,Anthony		0-1	0-0	2-2	0	3	3	4	2	2	2	0	0	16
22	Nance,Pete		2-3	1-2	1-2	1	0	1	1	6	0	0	0	2	12
23	Ash,Jordan		1-4	1-3	2-2	0	0	0	1	5	1	2	0	0	11
25	Benson,Barret		0-0	0-0	0-0	0	1	1	1	0	0	0	0	1	7
	Team					1	1	2							
	Totals		18-51	6-22	17-23	7	20	27	23	59	11	15	2	3	200

FG % 1st Half: 9-25 36.0% 2nd half: 9-26 34.6% Game: 18-51 35.3%
3FG % 1st Half: 3-11 27.3% 2nd half: 3-11 27.3% Game: 6-22 27.3%
FT % 1st Half: 7-8 87.5% 2nd half: 10-15 66.7% Game: 17-23 73.9%

Deadball Rebounds
4

Fresno State 78 • 2-1

			Total	3-Ptr		Rebounds										
##	Player		FG-FGA	FG-FGA	FT-FTA	Off	Def	Tot	PF	TP	A	TO	Blk	Stl	Min
20	BITTNER, Sam	f	4-5	4-5	2-2	1	3	4	2	14	1	2	0	1	31
32	GRIMES, Nate	f	6-9	0-1	0-0	2	7	9	3	12	1	2	0	1	27
00	WILLIAMS, New	g	3-6	3-5	5-7	0	3	3	3	14	4	1	0	0	33
04	HUGGINS, Braxton	g	4-9	2-4	7-8	1	2	3	3	17	3	2	0	1	29
21	TAYLOR, Deshon	g	4-12	2-6	2-4	0	3	3	2	12	5	5	0	1	35
03	McWILLIAMS, Johnny		0-0	0-0	0-0	0	0	0	0	0	0	0	0	0	0+
11	GRAY, Christian		2-3	0-0	3-4	1	2	3	3	7	1	2	0	0	13
13	AGAU, Aguir		1-1	0-0	0-0	0	1	1	3	2	0	1	1	0	9
55	BLACKWELL, Noah		0-3	0-2	0-0	0	1	1	2	0	3	0	0	0	23
	Team					1	5	6							
	Totals		24-48	11-23	19-25	6	27	33	21	78	18	15	1	4	200

FG % 1st Half: 14-27 51.9% 2nd half: 10-21 47.6% Game: 24-48 50.0%
3FG % 1st Half: 6-12 50.0% 2nd half: 5-11 45.5% Game: 11-23 47.8%
FT % 1st Half: 8-12 66.7% 2nd half: 11-13 84.6% Game: 19-25 76.0%

Deadball Rebounds
4,1

Officials: Ted Valentine, Kerry Sitton, Michael Irving
Technical fouls: Northwestern-Pardon,Dererk. Fresno State-HUGGINS, Braxton.
Attendance:

Score by periods	1st	2nd	Total
Northwestern	28	31	**59**
Fresno State	42	36	**78**

Points	In Paint	Off T/O	2nd Chance	Fast Break	Bench
NU	14	15	8	0	18
FS	22	14	7	0	9

Last FG - NU 2nd-01:51, FS 2nd-01:18.
Largest lead - NU by 3 1st-19:18, FS by 24 2nd-11:36.
NU led for 01:58. FS led for 36:22. Game was tied for 01:36.

Score tied - 1 time.
Lead changed - 1 time.

Game 5
NU 91, La Salle 79
Nov. 23, 2018 • Fullerton, Calif.

Led by three 20-plus point performances, Northwestern (4-1, 0-0 Big Ten) got back on track with a 91-74 win over La Salle (0-6, 0-0 Atlantic 10) at Titan Gym in the second game of the Wooden Legacy. Ryan Taylor and Vic Law both finished the contest with 21 points. Law was 14-for-16 from the charity stripe, while Taylor made four three-pointers in the victory. A.J. Turner compiled a career-best 20 points, thanks in part to a seven-for-seven performance from the free throw line. He improved to 25-for-27 (.926) on the season from the stripe. Chicago's Big Ten Team started off effective, compiling a 59 percent field goal percentage in the first half, NU's best mark in a half this season. In particular, NU dominated in the paint, 20-12, due in large part to six dunks in the first stanza. NU was able to account for 35 of its points from the charity stripe as the Wildcats converted on 35-of-43 from the free throw line. La Salle finished with 21 free throws made. Northwestern also crashed the boards with much success against the Explorers, finishing with 37 rebounds, compared to 23 for La Salle. NU had 12 offensive rebounds — five of which came from Pardon.

Official Basketball Box Score -- Game Totals -- Final Statistics
La Salle vs Northwestern
11/23/18 1:30 pm at Titan Gym

La Salle 74 • 0-6

			Total	3-Ptr		Rebounds										
##	Player		FG-FGA	FG-FGA	FT-FTA	Off	Def	Tot	PF	TP	A	TO	Blk	Stl	Min
04	BROOKINS, Miles	f	5-7	1-1	1-1	1	1	2	5	12	1	1	1	1	20
24	KIMBROUGH, Jared	f	4-5	0-0	2-3	0	2	2	3	10	0	2	1	0	18
00	POWELL, Pookie	g	4-10	3-6	12-14	1	5	6	4	23	2	4	0	1	33
01	BEATTY, David	g	0-5	0-3	3-4	0	1	1	4	3	1	1	0	1	27
25	CARTER, Traci	g	2-4	0-0	1-2	2	1	3	4	5	7	2	0	3	29
03	MOULTRIE, Jamir		3-9	1-4	2-3	0	0	0	3	9	1	1	0	1	19
10	DEAS, Isiah		2-6	1-4	0-0	0	1	1	4	5	1	2	0	1	21
11	CROSWELL, Ed		1-2	0-0	0-0	1	1	2	1	2	0	1	0	0	17
12	MOSELY, Cheddi		2-3	1-2	0-0	0	2	2	1	5	0	2	0	0	16
	Team					0	4	4							
	Totals		23-51	7-20	21-27	5	18	23	29	74	13	16	2	8	200

FG % 1st Half: 9-25 36.0% 2nd half: 14-26 53.8% Game: 23-51 45.1%
3FG % 1st Half: 2-8 25.0% 2nd half: 5-12 41.7% Game: 7-20 35.0%
FT % 1st Half: 6-9 66.7% 2nd half: 15-18 83.3% Game: 21-27 77.8%

Deadball Rebounds
3

Northwestern 91 • 4-1

			Total	3-Ptr		Rebounds										
##	Player		FG-FGA	FG-FGA	FT-FTA	Off	Def	Tot	PF	TP	A	TO	Blk	Stl	Min
10	Kopp,Miller	f	2-2	1-1	1-1	0	1	1	3	6	0	1	0	0	7
21	Turner,A.J.	f	6-8	1-2	7-7	0	4	4	4	20	3	3	0	0	37
05	Pardon,Dererk	c	4-4	0-0	4-5	5	3	8	5	12	2	1	0	1	32
04	Law,Vic	g	3-10	1-4	14-16	3	5	8	4	21	3	5	1	1	29
14	Taylor,Ryan	g	6-16	4-12	5-6	1	0	1	2	21	5	2	0	2	34
02	Greer,Ryan		1-1	0-0	0-1	0	1	1	3	2	2	2	0	0	9
11	Gaines,Anthony		0-3	0-1	2-4	1	3	4	1	2	0	2	0	0	22
22	Nance,Pete		2-4	1-3	0-1	0	1	1	1	5	0	0	0	0	13
23	Ash,Jordan		0-1	0-0	0-0	0	4	4	0	0	3	1	0	2	9
25	Benson,Barret		0-1	0-0	2-2	0	2	2	2	2	0	0	0	1	8
	Team					2	1	3			1				
	Totals		24-50	8-23	35-43	12	25	37	25	91	18	18	1	7	200

FG % 1st Half: 16-27 59.3% 2nd half: 8-23 34.8% Game: 24-50 48.0%
3FG % 1st Half: 5-12 41.7% 2nd half: 3-11 27.3% Game: 8-23 34.8%
FT % 1st Half: 8-11 72.7% 2nd half: 27-32 84.4% Game: 35-43 81.4%

Deadball Rebounds
4,1

Officials: Earl Wilson, Kerby Sitton, Tim Kelly
Technical fouls: La Salle-None. Northwestern-None.
Attendance:

Score by periods	1st	2nd	Total
La Salle	26	48	**74**
Northwestern	45	46	**91**

Points	In Paint	Off T/O	2nd Chance	Fast Break	Bench
LAS	28	15	2	0	21
NU	28	24	11	2	11

Last FG - LAS 2nd-01:07, NU 2nd-04:32.
Largest lead - LAS None, NU by 22 2nd-08:08.
LAS led for 00:00. NU led for 39:08. Game was tied for 00:45.

Score tied - 1 time.
Lead changed - 0 times.

Game 6
NU 79, Utah 57
Nov. 24, 2018 • Fullerton, Calif.

Northwestern used a stifling defense to dispatch Utah (3-3, 0-0 Pac-12), 79-57, to finish off a two-win Wooden Legacy stay on Sunday afternoon at Titan Gym. Senior forward Vic Law scored in double-digits for the sixth-straight game to start the year. He led the Wildcats with 19 points, including four three-pointers — his most in the 2018-19 season and his most since making five against Michigan State on Feb. 17, 2018. He also added six rebounds, two blocks, and an assist. Northwestern forced 21 Utah turnovers — tied for the second-most by a Wildcat opponent in the Chris Collins era (trailing only 24 forced turnovers by Chicago State on Dec. 11, 2017). The 'Cats scored 26 points off those Ute takeaways. NU compiled 30 points from beyond the arc, shooting 10-for-21 (48 percent) from three-point range. Redshirt junior forward A.J. Turner went 2-for-3 from downtown. As a team, NU finished with a 51 percent field goal percentage — their third time this season with a shooting percentage of 50 percent or better (also, Binghamton (51.6) and La Salle (56.1)). Only two Big Ten Teams (Indiana (5) and Michigan State (4)) have more such games so far this season. Senior center Dererk Pardon was perfect from the field, going five-for-five — including his first-career three-pointer — for 15 points. He has not missed a shot in his last two competitions, going nine-for-nine between the Utah and La Salle games. Graduate guard Ryan Taylor and sophomore guard Anthony Gaines both also finished with double-digit points. Gaines' 11-point output matched a career high, while Taylor's 14-point game was his 62nd career game with 10-plus points.

Official Basketball Box Score -- Game Totals -- Final Statistics
Northwestern vs Utah
11/24/18 11:00 am at Titan Gym

Northwestern 79 • 5-1

			Total	3-Ptr		Rebounds										
##	Player		FG-FGA	FG-FGA	FT-FTA	Off	Def	Tot	PF	TP	A	TO	Blk	Stl	Min
04	Law,Vic	f	7-14	4-6	1-2	2	4	6	2	19	1	1	2	0	33
10	Kopp,Miller	f	2-3	1-1	0-0	2	1	3	1	5	2	2	0	1	20
21	Turner,A.J.	f	2-6	2-3	0-0	0	2	2	2	6	2	2	0	2	32
05	Pardon,Dererk	c	5-5	1-1	4-7	3	1	4	4	15	3	5	2	1	31
14	Taylor,Ryan	g	5-13	1-8	3-3	1	1	2	2	14	1	0	0	0	33
02	Greer,Ryan		0-1	0-0	0-0	0	0	0	0	0	0	0	0	0	3
11	Gaines,Anthony		2-3	0-0	7-8	1	3	4	4	11	2	3	0	0	16
22	Nance,Pete		3-6	1-2	0-1	2	1	3	1	7	1	1	0	0	21
23	Ash,Jordan		0-0	0-0	0-0	0	0	0	1	0	0	0	0	0	4
25	Benson,Barret		1-2	0-0	0-1	1	1	2	3	2	0	1	0	0	7
	Team					0	2	2							
	Totals		27-53	10-21	15-22	12	16	28	20	79	12	15	4	4	200

FG % 1st Half: 10-26 38.5% 2nd half: 17-27 63.0% Game: 27-53 50.9%
3FG % 1st Half: 4-11 36.4% 2nd half: 6-10 60.0% Game: 10-21 47.6%
FT % 1st Half: 4-6 66.7% 2nd half: 11-16 68.8% Game: 15-22 68.2%

Deadball Rebounds
2

Utah 57 • 3-3

			Total	3-Ptr		Rebounds										
##	Player		FG-FGA	FG-FGA	FT-FTA	Off	Def	Tot	PF	TP	A	TO	Blk	Stl	Min
03	Tillman, Donnie	f	1-4	0-2	4-4	2	5	7	0	6	0	3	0	1	26
11	Gach, Both	f	2-5	1-3	1-2	0	0	0	1	6	1	5	0	2	25
20	Allen, Timmy	f	3-6	0-0	3-4	0	5	5	0	9	2	1	0	1	23
34	Johnson, Bryce	f	1-2	0-0	2-3	2	0	2	2	4	1	3	0	0	11
02	Barefield, Sedrick	g	3-5	3-4	6-6	0	1	1	3	15	1	6	0	0	32
01	Jones, Jr., Charles		0-1	0-1	0-0	0	0	0	2	0	0	1	0	0	12
05	Van Dyke, Parker		0-1	0-1	0-0	0	1	1	2	0	1	1	0	1	14
13	Topalovic, Novak		4-4	0-0	0-0	1	4	5	2	8	0	1	0	0	17
21	Battin, Riley		3-9	1-4	0-0	0	3	3	3	7	3	0	0	0	34
25	Rydalch, Beau		0-0	0-0	0-0	0	0	0	1	0	0	0	0	0	1
30	King, Brooks		0-0	0-0	0-0	0	0	0	0	0	0	0	0	0	1
31	Morley, Brandon		1-2	0-1	0-0	1	0	1	1	2	0	0	0	0	3
40	Reininger, Marc		0-0	0-0	0-0	0	0	0	0	0	0	0	0	0	1
	Team					1	0	1							
	Totals		18-39	5-16	16-19	7	19	26	17	57	9	21	0	5	200

FG % 1st Half: 8-18 44.4% 2nd half: 10-21 47.6% Game: 18-39 46.2%
3FG % 1st Half: 0-4 0.0% 2nd half: 5-12 41.7% Game: 5-16 31.3%
FT % 1st Half: 8-8 100.0 2nd half: 8-11 72.7% Game: 16-19 84.2%

Deadball Rebounds
1

Officials: Kevin Brill, Tim Kelly, Earl Walton
Technical fouls: Northwestern-None. Utah-None.
Attendance:
2nd half 3:44- Utah #21 Flagrant 1

Score by periods	1st	2nd	Total
Northwestern	28	51	**79**
Utah	24	33	**57**

Points	In Paint	Off T/O	2nd Chance	Fast Break	Bench
NU	24	26	11	0	20
UTAH	20	11	9	2	17

Last FG - NU 2nd-00:16, UTAH 2nd-02:01.
Largest lead - NU by 22 2nd-00:16, UTAH by 3 1st-12:36.
NU led for 35:24. UTAH led for 04:08. Game was tied for 00:12.

Score tied - 0 times.
Lead changed - 4 times.

Game 7
NU 67, Georgia Tech 61
Nov. 28, 2018 • Evanston, Ill.

Northwestern earned conference bragging rights with a victory over Georgia Tech in the B1G/ACC Challenge. The Wildcats were buoyed by a once-again stifling defense, holding their opponent to under 40 percent shooting for the third time this season and winning by a final score of 67-61. Ryan Taylor led a trio of double-digit scorers for Chicago's Big Ten Team, finishing with 20 points and four made three-pointers. Dererk Pardon notched his third double-double of the year with 12 points and 10 rebounds, while Vic Law added 14 points and nine boards. The hosts got off to a quick start, with a basket-and-one from Pardon giving NU an 8-2 lead after two and a half minutes played. A pair of assists from Anthony Gaines in his first two minutes off the bench helped stretch the advantage to 15-5 with 12:42 to play in the half. Five points from Vic Law and a three-point-play from Gaines ensured Northwestern continued its dominant opening frame, with the score reading 23-11 at the seven-minute mark. A three from Ryan Taylor on the next possession forced Georgia Tech to call a timeout, as the visitors trailed by 19 with 5:27 in the period. Chicago's Big Ten Team continued to keep the visitors at arm's length as the second half progressed. Another three from Taylor gave NU its largest lead of the night, 52-26, just over five minutes in. With 4:25 on the clock, the Yellow Jackets had cut the lead down to 10 points, but the Wildcat defense tightened up and held them scoreless over the next two-plus minutes. A jumper from Law with 45 seconds to play put the result beyond any remaining doubt.

Official Basketball Box Score - Final
Georgia Tech at Northwestern
11/28/18 Welsh-Ryan Arena, Evanston, IL
2018-19 Men's Basketball

Game Time: 8:20 PM
Game Duration: 2:12
Attendance: 6,378

Officials: Paul Szalc, Larry Scirotto, Lewis Garrison

Georgia Tech - 61 Record: 4-2

NO.	Name		Min	FG M-A	3P M-A	FT M-A	Rebounds OR	DR	TOT	Fouls PF	FD	TP	AS	TO	ST	Blocks BS	BA	+/-
5	Moses Wright	F	16:27	0-4	0-0	1-2	0	1	1	1	1	1	0	0	1	0	1	-22
34	Abdoulaye Gueye	F	15:20	3-5	0-0	0-2	2	1	3	2	2	6	0	2	0	0	0	-17
2	Shemban Phillips	G	20:10	0-2	0-0	0-0	0	2	2	2	0	0	1	0	0	0	0	-9
10	Jose Alvarado	G	34:27	7-15	2-5	8-9	2	1	3	3	9	24	0	4	2	1	0	-4
13	Curtis Haywood II	G	16:07	1-4	1-3	0-0	0	0	0	2	0	3	0	3	0	0	1	-17
1	James Banks III		26:32	6-8	0-0	0-0	4	8	12	5	1	12	0	1	0	3	0	5
0	Michael Devoe		29:21	1-5	0-1	5-6	0	4	4	1	5	7	2	1	3	2	0	6
4	Brandon Alston		26:06	2-8	1-3	1-3	0	2	2	2	2	6	2	2	1	0	2	6
12	Khalid Moore		15:30	0-2	0-0	2-2	1	2	3	3	1	2	3	0	2	0	0	22
Team							1	2	3				0		1			
Totals				20-53	4-12	17-24	10	23	33	21	21	61	8	14	9	6	4	-6

Technical Fouls: NONE

Shooting By Period		
1st	FG%	6-24 25.0%
	3PT%	1-3 33.3%
	FT%	7-13 53.8%
2nd	FG%	14-29 48.3%
	3PT%	3-9 33.3%
	FT%	10-11 90.9%
GM	FG%	20-53 37.7%
	3PT%	4-12 33.3%
	FT%	17-24 70.8%

Dead Ball Rebounds: 7, 1

Northwestern - 67 Record: 6-1

NO.	Name		Min	FG M-A	3P M-A	FT M-A	Rebounds OR	DR	TOT	Fouls PF	FD	TP	AS	TO	ST	Blocks BS	BA	+/-
4	Vic Law	F	35:34	6-12	1-3	1-2	2	7	9	4	6	14	4	3	2	1	1	10
10	Miller Kopp	F	12:43	2-3	1-2	0-0	1	1	2	2	2	5	1	0	3	0	0	12
21	A.J. Turner	F	25:17	1-6	0-2	2-4	1	0	1	3	2	4	3	3	1	1	1	1
5	Dererk Pardon	C	29:59	4-10	0-1	4-6	5	5	10	4	4	12	2	3	0	0	3	3
14	Ryan Taylor	G	37:00	7-15	4-9	2-2	0	2	2	3	2	20	1	3	1	0	1	3
11	Anthony Gaines		30:54	2-4	1-1	3-3	1	1	2	3	2	8	3	1	1	1	0	-3
23	Jordan Ash		08:43	0-2	0-1	0-0	0	0	0	0	0	0	2	1	0	0	0	-4
22	Pete Nance		09:45	0-1	0-1	0-0	0	1	1	1	0	0	0	0	0	1	0	5
25	Barret Benson		10:01	1-1	0-0	2-4	0	4	4	1	3	4	0	1	1	0	0	3
Team							1	2	3				0		1			
Totals				23-54	7-20	14-21	11	23	34	21	21	67	16	16	9	4	6	6

Technical Fouls: NONE

Shooting By Period		
1st	FG%	13-27 48.1%
	3PT%	5-11 45.5%
	FT%	9-12 75%
2nd	FG%	10-27 37.0%
	3PT%	2-9 22.2%
	FT%	5-9 55.6%
GM	FG%	23-54 42.6%
	3PT%	7-20 35.0%
	FT%	14-21 66.7%

Dead Ball Rebounds: 3, 0

	GT	NU
Biggest lead	0 (1st 20:00)	28 (2nd 16:12)
Best Scoring Run	9 (2nd 13:27)	11 (2nd 17:56)
Lead Changes	0	
Times Tied	1	
Time with Lead	00:00	38:27

Points from	GT	NU
Turnovers	12	17
Paint	32	26
Second Chance	12	14
Fast Breaks	9	13
Bench	27	12

Period by Period Scoring	1st	2nd	TOT
GT	20	41	61
NU	40	27	67

Game 8
Indiana 68, NU 66
Dec. 1, 2018 • Bloomington, Ind.

Northwestern narrowly dropped its Big Ten opener to Indiana in a thrilling Saturday afternoon affair, 68-66. Senior center Dererk Pardon had a career game, finishing with a double-double on 24 points and 10 rebounds. The game was tied 30 different times and neither team held a lead of more than five points for the entire contest. Pardon's 24-point output was the second-largest scoring performance of his career, trailing only his 28-point total against Nebraska on Dec. 30, 2015. Senior forward Vic Law continued his stretch of double-digit scoring games to start the year, finishing with 16 points, including a final-seconds three-pointer that kept NU's winning hopes alive. He logged nine rebounds, tying a season high. The first half was a neck-and-neck affair, with Indiana holding a narrow, 37-33 lead after the first 20 minutes of play. It was a hot-shooting start to the game with both squads shooting north of 55 percent. Pardon led the way for NU with 12 points in the first stanza on five-of-five shooting. The senior also added four rebounds, an assist, and a block. Law and Pardon combined for 21 of NU's 33 points in the second half.

Official Basketball Box Score - Final
Northwestern at Indiana
12/01/18 Simon Skjodt Assembly Hall, Bloomington, IN
2018-19 Men's Basketball

Game Time: 1:00 PM
Game Duration: 1:56
Attendance: 17,222

Officials: Bo Boroski, Terry Oglesby, Rob Kueneman

Northwestern - 66 Record: 6-2

NO.	Name		Min	FG M-A	3P M-A	FT M-A	Rebounds OR	DR	TOT	Fouls PF	FD	TP	AS	TO	ST	Blocks BS	BA	+/-
4	Vic Law	F	33:37	6-14	2-4	2-3	2	7	9	3	4	16	0	2	1	0	2	1
10	Miller Kopp	F	14:36	2-8	1-2	1-2	0	0	0	2	2	6	0	1	1	0	1	-5
21	A.J. Turner	F	37:23	3-5	1-3	2-2	0	4	4	5	2	9	3	3	0	0	0	-4
5	Dererk Pardon	C	38:38	11-15	0-0	2-3	3	7	10	2	3	24	1	2	0	1	1	-3
14	Ryan Taylor	G	33:17	4-11	1-5	0-0	1	0	1	3	1	9	2	1	0	1	0	2
25	Barret Benson		01:22	0-0	0-0	0-0	0	0	0	0	1	0	0	0	0	0	0	1
22	Pete Nance		11:26	0-3	0-2	0-0	0	1	1	0	0	0	1	1	0	0	0	-5
11	Anthony Gaines		26:08	1-5	0-1	0-0	1	3	4	4	2	2	1	0	1	0	1	6
23	Jordan Ash		03:33	0-0	0-0	0-0	0	0	0	0	1	0	0	1	0	0	0	-3
Team							2	0	2				0		1			
Totals				27-61	5-17	7-10	9	22	31	20	16	66	9	11	4	2	5	-2

Technical Fouls: NONE

Shooting By Period		
1st	FG%	17-28 60.7%
	3PT%	2-8 25.0%
	FT%	1-2 50%
2nd	FG%	10-21 47.6%
	3PT%	1-3 33.3%
	FT%	10-17 58.8%
GM	FG%	27-49 55.1%
	3PT%	3-11 27.3%
	FT%	11-19 57.9%

Dead Ball Rebounds: 1, 0

Indiana - 68 Record: 6-2

NO.	Name		Min	FG M-A	3P M-A	FT M-A	Rebounds OR	DR	TOT	Fouls PF	FD	TP	AS	TO	ST	Blocks BS	BA	+/-
3	Justin Smith	F	17:50	2-5	0-0	4-6	0	1	1	3	5	8	0	1	0	0	0	3
13	Juwan Morgan	F	35:37	8-13	0-2	1-3	2	10	12	3	6	17	3	4	2	2	0	-5
0	Romeo Langford	G	36:09	8-13	1-3	3-3	0	5	5	2	3	20	1	2	2	2	1	4
1	Aljami Durham	G	12:22	3-4	1-1	0-0	0	0	0	4	0	7	1	1	0	0	1	4
10	Rob Phinisee	G	28:26	1-2	0-0	1-4	0	0	0	0	2	3	1	2	1	0	0	7
15	Zach McRoberts		24:22	0-0	0-0	0-0	0	3	3	0	2	0	0	1	0	0	0	-13
11	Devonte Green		18:41	2-5	0-1	2-3	0	2	2	0	2	6	2	0	1	0	0	4
20	De'Ron Davis		07:05	2-3	0-0	0-0	1	0	1	2	0	4	0	1	0	1	0	0
55	Evan Fitzner		19:28	1-4	1-4	0-0	0	1	1	2	0	3	1	1	1	0	0	6
Team							0	3	3				0		0			
Totals				27-49	3-11	11-19	3	25	28	16	20	68	9	13	7	5	2	2

Technical Fouls: NONE

Shooting By Period		
1st	FG%	17-28 60.7%
	3PT%	2-8 25.0%
	FT%	1-2 50%
2nd	FG%	10-21 47.6%
	3PT%	1-3 33.3%
	FT%	10-17 58.8%
GM	FG%	27-49 55.1%
	3PT%	3-11 27.3%
	FT%	11-19 57.9%

Dead Ball Rebounds: 5, 2

	NOR	IND
Biggest lead	5 (1st 4:31)	5 (1st 16:03)
Best Scoring Run	6 (1st 5:51)	7 (1st 2:24)
Lead Changes	14	
Times Tied	15	
Time with Lead	13:18	17:07

Points from	NOR	IND
Turnovers	11	16
Paint	30	42
Second Chance	10	2
Fast Breaks	2	12
Bench	2	13

Period by Period Scoring	1st	2nd	TOT
NOR	33	33	66
IND	37	31	68

Game 9
#5 Michigan 62, NU 60
Dec. 4, 2018 • Evanston, Ill.

Northwestern came all the way back from a 15-point deficit to lead No. 5 Michigan in the fourth quarter but fell short at an electric Welsh-Ryan Arena, 62-60. Senior Dererk Pardon scored 20 points for the second-consecutive game, doing so for the first time in his career. His classmate Vic Law put up 19 points for the 'Cats and seven boards, marking his ninth straight double-digit scoring effort. Pardon knocked down eight of Northwestern's first 10 points to open the game, finishing the night with 20 points and 5 rebounds, going 9-10 from the arc. Northwestern went on a 7-0 run over a 2:36 span to cut into Michigan's lead and make it 22-19 with 8:09 to go in the first half and forced the Wolverines into a scoring drought of 4:22 midway through the first half. Vic Law's deep three pointer at the buzzer cut Michigan's lead to six heading into halftime. In the second half, The Wildcats erupted for a 15-2 run including a 8-0 blitz in 44 seconds with 13:16 to go to to get within two of the Wolverines, 47-45. Law's back-to-back three pointers gave Northwestern its first lead of the game at 52-51 with 6:24 to play to switch the momentum, putting the 'Cats within reach. Northwestern trailed 62-60 in the closing stages and had two late looks to tie the game from Ryan Taylor and Law, but both shots missed their mark. Taylor added nine points and A.J. Turner added seven, while each recorded their third block this season.

Official Basketball Box Score - Final
Michigan at Northwestern
12/04/18 Welsh-Ryan Arena, Evanston, IL
2018-19 Men's Basketball

Game Time: 8:00 PM
Game Duration: 1:59
Attendance: 7,039

Officials: Laurent Simpson, Kelly Pfeifer, Steve McJunkins

Michigan - 62 Record: 9-0 (2-0)

NO.	Name		Min	FG M-A	3P M-A	FT M-A	Rebounds OR	DR	TOT	Fouls PF	FD	TP	AS	TO	ST	Blocks BS	BA	+/-
13	Ignas Brazdeikis	F	34:12	9-18	3-6	2-3	2	2	4	1	3	23	2	1	2	0	2	11
15	Jon Teske	C	32:11	3-7	0-2	2-4	3	7	10	3	3	8	2	1	1	1	0	15
1	Charles Matthews	G	23:34	1-7	0-1	1-2	2	4	6	3	1	3	0	2	2	0	2	3
2	Jordan Poole	G	34:46	5-10	1-5	4-4	0	2	2	0	5	15	2	0	0	0	1	0
3	Zavier Simpson	G	31:31	5-10	0-5	0-0	0	3	3	2	0	10	5	3	1	0	1	4
4	Isaiah Livers		21:54	0-2	0-0	0-0	1	2	3	2	0	0	0	0	0	0	0	-15
51	Austin Davis		07:05	0-0	0-0	0-0	0	2	2	3	0	0	0	1	0	0	0	-9
55	Eli Brooks		14:47	1-1	1-1	0-0	0	0	0	1	0	3	1	0	0	0	0	1
Team							1	2	3				0		1			
Totals				24-55	5-20	9-13	9	24	33	15	12	62	12	9	6	1	6	2

Technical Fouls: NONE

Shooting By Period		
1st	FG%	13-25 52.0%
	3PT%	3-8 37.5%
	FT%	7-10 70%
2nd	FG%	11-30 36.7%
	3PT%	2-12 16.7%
	FT%	2-3 66.7%
GM	FG%	24-55 43.6%
	3PT%	5-20 25.0%
	FT%	9-13 69.2%

Dead Ball Rebounds: 4, 0

Northwestern - 60 Record: 6-3 (0-2)

NO.	Name		Min	FG M-A	3P M-A	FT M-A	Rebounds OR	DR	TOT	Fouls PF	FD	TP	AS	TO	ST	Blocks BS	BA	+/-
4	Vic Law	F	37:54	7-17	4-8	1-1	1	6	7	4	4	19	2	0	1	2	0	5
10	Miller Kopp	F	08:26	1-2	0-0	0-0	0	0	0	1	1	2	1	0	0	0	0	-12
21	A.J. Turner	F	31:55	2-7	0-2	3-3	1	3	4	0	2	7	5	3	1	1	1	-3
5	Dererk Pardon	C	34:51	9-10	1-1	1-5	2	3	5	1	5	20	2	2	0	1	0	-10
14	Ryan Taylor	G	35:14	3-10	1-5	2-2	0	1	1	4	1	9	0	2	0	1	0	1
22	Pete Nance		04:13	0-0	0-0	0-0	0	0	0	0	0	0	0	0	0	0	0	3
23	Jordan Ash		07:58	0-1	0-1	0-0	0	1	1	1	0	0	0	0	0	0	0	-4
11	Anthony Gaines		32:07	1-3	0-0	1-2	1	5	6	1	3	3	1	1	1	1	0	4
2	Ryan Greer		02:13	0-0	0-0	0-0	0	0	0	0	0	0	1	0	0	0	0	-2
25	Barret Benson		05:09	0-1	0-0	0-0	0	1	1	0	1	0	0	0	0	0	0	8
Team							0	1	1				0					
Totals				23-51	6-17	8-13	5	21	26	12	15	60	12	9	3	6	1	-2

Technical Fouls: NONE

Shooting By Period		
1st	FG%	12-26 46.2%
	3PT%	3-7 42.9%
	FT%	3-4 75%
2nd	FG%	11-25 44.0%
	3PT%	3-10 30.0%
	FT%	5-9 55.6%
GM	FG%	23-51 45.1%
	3PT%	6-17 35.3%
	FT%	8-13 61.5%

Dead Ball Rebounds: 4, 1

	UM	NU
Biggest lead	15 (2nd 17:19)	3 (2nd 5:47)
Best Scoring Run	9 (2nd 17:19)	8 (2nd 5:47)
Lead Changes	4	
Times Tied	3	
Time with Lead	35:37	01:43

Points from	UM	NU
Turnovers	15	7
Paint	34	28
Second Chance	5	5
Fast Breaks	9	8
Bench	3	3

Period by Period Scoring	1st	2nd	TOT
UM	36	26	62
NU	30	30	60

genius sports

Game 10
NU 75, DePaul 68
Dec. 8, 2018 • Evanston, Ill.

Northwestern came from behind to take down cross-town rival DePaul on the back of electric performances from Vic Law and A.J.Turner. The Wildcats scored 46 points, including 25 unanswered in the second half, as they improved to 5-1 at home. Turner dropped a career-high 24 points on just 13 shot attempts, while also stuffing the stat sheet with five assists, three steals, and three rebounds. Law led all scorers with 25 in the game, connecting on a pair of threes and all nine of his free throw attempts. The visitors got off to a quick start in the opening minutes, hitting five of their first six shot attempts and jumping out to an early lead. NU struggled from deep in the opening minutes, with Turner connecting on the team's first three-pointer just past the midway point of the half. Chicago's Big Ten Team continued to claw its way back as a pair of threes from Miller Kopp and Turner with under seven minutes to go brought the score to 24-23. Turner recorded his third trey of the contest with another make two minutes later, but DePaul led 41-29 at the break. Northwestern quickly scored the first six points of the second half, cutting the deficit to six in less than two minutes. DePaul responded, however, stretching the lead back to 15 with with 9:48 minutes left in the game. The Wildcats then came storming back, dominating on both sides of the ball as they ripped off an incredible 25-0 run over 6:50 of action. NU held DePaul without a field goal for eight minutes while Law and Turner took over on the offensive end, hitting a combined five threes and scoring at least 10 points apiece during the run. Four late makes from the charity stripe by Law sealed the game for Northwestern, putting his team up 71-64 with under a minute on the clock. The final score read 75-68 in favor of the hosts after more late free throws from Gaines and Law.

Official Basketball Box Score - Final
DePaul at Northwestern
12/08/18 Welsh-Ryan Arena, Evanston, IL
2018-19 Men's Basketball

Game Time: 11:00 AM
Game Duration: 2:05
Attendance: 7,039

Officials: DJ Carstarsa, Rob Riley, Bill Ba

DePaul - 68 Record: 5-2

NO.	Name		Min	FG M-A	3P M-A	FT M-A	Rebounds OR	DR	TOT	Fouls PF	FD	TP	AS	TO	ST	Blocks BS	BA	+/-
25	Femi Olujobi	F	32:21	8-12	1-2	5-6	2	6	8	2	6	22	2	2	1	0	0	6
3	Devin Gage	G	35:11	8-14	0-0	1-1	2	2	4	2	0	17	2	1	1	0	3	-8
5	Jalen Coleman-Lands	G	36:42	3-6	1-4	2-2	1	4	5	3	1	9	4	1	0	0	0	-5
11	Eli Cain	G	35:36	4-16	1-5	0-0	2	3	5	3	1	9	4	2	1	0	3	-2
31	Max Strus	G	38:00	3-13	2-11	0-1	1	8	9	3	3	8	3	1	1	0	1	-10
0	Lyrik Streiner		02:59	0-1	0-0	0-0	0	0	0	0	0	0	0	1	0	0	1	-3
2	Jaylen Butz		09:10	1-1	0-0	0-2	0	0	0	3	2	2	0	0	0	0	0	-13
4	Paul Reed		10:01	0-0	0-0	1-2	0	1	1	3	1	1	0	1	2	1	0	0
Team							2	0	2			0		0				
Totals				27-63	5-22	9-14	10	24	34	19	14	68	15	9	6	1	8	-7

Technical Fouls: NONE

	Shooting By Period	
1st	FG%	18-31 58.1%
	3PT%	4-11 36.4%
	FT%	1-1 100%
2nd	FG%	9-32 28.1%
	3PT%	1-11 9.1%
	FT%	8-13 61.5%
GM	FG%	27-63 42.9%
	3PT%	5-22 22.7%
	FT%	9-14 64.3%

Dead Ball Rebounds: 3, 1

Northwestern - 75 Record: 7-3

NO.	Name		Min	FG M-A	3P M-A	FT M-A	Rebounds OR	DR	TOT	Fouls PF	FD	TP	AS	TO	ST	Blocks BS	BA	+/-
4	Vic Law	F	37:53	7-16	2-9	9-9	1	6	7	4	6	25	1	2	0	2	0	10
10	Miller Kopp	F	17:47	2-4	1-2	0-0	0	4	4	1	1	5	0	2	0	1	0	-10
21	A.J. Turner	F	35:34	8-13	6-10	2-2	0	3	3	1	1	24	5	2	3	0	0	3
5	Dererk Pardon	C	36:32	3-7	0-0	4-6	3	5	8	4	8	10	5	1	0	4	1	11
14	Ryan Taylor	G	26:21	2-11	2-8	0-0	0	1	1	2	0	6	1	0	0	0	0	-1
22	Pete Nance		07:01	0-1	0-1	0-0	0	1	1	0	0	0	1	0	0	0	0	0
2	Ryan Greer		04:26	0-1	0-1	0-0	0	1	1	0	0	0	1	0	0	0	0	4
25	Barret Benson		03:28	0-1	0-0	1-2	2	0	2	1	2	1	0	1	0	0	0	-4
11	Anthony Gaines		30:58	1-1	0-0	2-2	1	6	7	1	1	4	7	2	0	1	0	22
Team							0	1	1			0		1				
Totals				23-55	11-31	18-23	7	28	35	14	19	75	21	11	3	8	1	7

Technical Fouls: NONE

	Shooting By Period	
1st	FG%	10-29 34.5%
	3PT%	4-17 23.5%
	FT%	5-7 71.4%
2nd	FG%	13-26 50.0%
	3PT%	7-14 50.0%
	FT%	13-16 81.3%
GM	FG%	23-55 41.8%
	3PT%	11-31 35.5%
	FT%	18-23 78.3%

Dead Ball Rebounds: 5, 0

	DPU	NU
Biggest lead	15 (2nd 9:48)	10 (2nd 2:58)
Best Scoring Run	9 (1st 15:21)	25 (2nd 2:58)
Lead Changes	1	
Times Tied	0	
Time with Lead	33:08	05:58

Points from	DPU	NU
Turnovers	14	10
Paint	32	16
Second Chance	12	10
Fast Breaks	9	18
Bench	3	5

Period by Period Scoring	1st	2nd	TOT
DPU	41	27	68
NU	29	46	75

Game 11
NU 88, Chicago State 46
Dec. 17, 2018 • Evanston, Ill.

Vic Law, Dererk Pardon, and Miller Kopp combined for 47 points and Northwestern utilized a balanced scoring attack to defeat Chicago State, 88-46. Northwestern improved to 8-3 with the win, while Chicago State moves to 3-10 overall. Kopp's 17 points marked a career-high, and both Law and Pardon notched double-digit points for the 11th consecutive game. The Wildcats tallied a season-high 33 field goals on 23 assists. In a complete team effort, every player recorded at least one assist, led by first-year Ryan Greer's career-high five dimes. The Atlanta native also matched a career-high with five points in the contest. Accompanying Northwestern's offensive barrage was a smothering defensive effort. The Wildcats forced 18 Cougars turnovers and limited them to 31.3-percent shooting (15-of-48). The 'Cats utilized a balanced scoring attack to build the lead in the first half, shooting 50.0% for the second consecutive game. Eight different players scored points in the half, led by Law's 12. The #B1GCats fired on all cylinders offensively in the second half, opening on a 21-8 run. Barret Benson threw down a dunk to push the lead to 30 midway through the period. The junior big man finished with 9 points and 4 rebounds. Northwestern finished with a 50.8% (33-65) shooting clip, and committed only eight turnovers, a season-low. Aaron Falzon made his first appearance of the season in his return from a lower body injury. The redshirt junior finished with six points, including an exclamation-mark three with 1:06 to play. He has connected on a 101 triples in his career. The Wildcats never trailed in the contest. With the win, NU improved to 13-0 all-time against Chicago State.

genius sports

Official Basketball Box Score - Final
Chicago St. vs Northwestern
12/17/18 Welsh-Ryan Arena, Evanston, IL

Game Time: 8:00 PM
Game Duration: 1:55

Chicago St. - 46 • 3-10

##	Player		Total FG-FGA	3-Ptr FG-FGA	FT-FTA	Rebounds Off	Def	Tot	PF	TP	A	TO	Blk	Stl	Min
23	Patrick Szpir	C	0-2	0-0	0-0	2	0	2	2	0	1	1	0	0	14:03
1	Rob Shaw	G	4-11	0-2	3-5	1	6	7	0	11	4	4	0	0	36:42
2	Delshon Strickland	G	1-3	0-0	0-0	0	4	4	1	2	1	1	1	0	24:54
3	Travon Bell	G	4-13	2-9	2-2	1	1	2	2	12	0	2	0	2	32:49
10	Anthony Harris	G	2-11	0-0	7-9	1	5	6	4	11	1	5	1	2	35:35
13	Christian Jacob		4-8	0-0	2-4	2	1	3	1	10	1	3	0	1	22:47
32	Eugene Witherspoon		0-0	0-0	0-0	0	0	0	2	0	0	0	1	0	11:15
5	Jordan Reed		0-0	0-0	0-0	0	0	0	0	0	0	1	0	0	02:45
15	Noah Bigirumwami		0-0	0-0	0-0	0	0	0	0	0	0	0	0	0	02:45
0	Ken Odiase		0-0	0-0	0-2	0	1	1	3	0	0	0	1	0	13:07
22	Michael Johnson		0-0	0-0	0-0	0	0	0	1	0	0	0	0	0	03:18
Team						3	0	3							
Totals			15-48	2-11	14-22	10	18	28	16	46	8	18	4	5	200:00

FG %	1st:	9-24	37.5%	2nd:	6-24	25.0%	Game:	15-48	31.3%
3PT %	1st:	2-6	33.3%	2nd:	0-5	0.0%	Game:	2-11	18.2%
FT %	1st:	7-12	58.3%	2nd:	7-10	70.0%	Game:	14-22	63.6%

DeadBall Rebounds 7, 1

Northwestern - 88 • 8-3

##	Player		Total FG-FGA	3-Ptr FG-FGA	FT-FTA	Rebounds Off	Def	Tot	PF	TP	A	TO	Blk	Stl	Min
4	Vic Law	F	6-11	2-6	3-4	3	1	4	1	17	4	0	1	3	25:45
10	Miller Kopp	F	7-11	2-6	1-2	1	3	4	4	17	1	3	1	0	21:27
21	A.J. Turner	F	1-3	1-2	0-0	0	3	3	0	3	4	2	0	0	26:20
5	Dererk Pardon	C	5-8	0-0	3-4	1	6	7	2	13	1	0	2	1	24:21
14	Ryan Taylor	G	3-9	3-8	0-0	0	2	2	3	9	2	0	0	1	23:50
11	Anthony Gaines		2-6	1-3	0-0	2	2	4	0	5	1	1	0	0	19:53
2	Ryan Greer		2-2	1-1	0-1	1	1	2	3	5	5	1	0	2	17:52
22	Pete Nance		2-6	0-3	0-0	2	0	2	1	4	2	0	0	0	14:31
23	Jordan Ash		0-1	0-0	0-0	0	1	1	1	0	1	0	0	0	03:49
25	Barret Benson		3-4	1-1	2-3	0	4	4	2	9	1	0	2	1	15:39
35	Aaron Falzon		2-4	2-4	0-0	0	0	0	0	6	1	0	0	0	06:33
Team						4	1	5							
Totals			33-65	13-34	9-14	14	24	38	17	88	23	8	6	8	200:00

FG %	1st:	16-32	50.0%	2nd:	17-33	51.5%	Game:	33-65	50.8%
3PT %	1st:	6-17	35.3%	2nd:	7-17	41.2%	Game:	13-34	38.2%
FT %	1st:	6-9	66.7%	2nd:	3-5	60.0%	Game:	9-14	64.3%

DeadBall Rebounds 4, 0

Officials: Larry Scirotto, Kelly Pfeiffer, Edwin Young
Technical fouls: Northwestern - NONE Chicago St. - NONE
Attendance: 5954

Score by periods	1st	2nd	Total
Northwestern	44	44	**88**
Chicago St.	27	19	**46**

Points	In Paint	Off T/O	2nd Chance	Fast Break	Bench
NU	34	24	23	11	29
CSU	20	10	8	12	10

Last FG - NU 2nd-1:06, CSU 2nd - 0:44.
Largest lead - NU by 88 2nd - 1:06, CSU by 0 1st - 20:00
NU led for 38:37 . CSU led for 0:00. Game was tied for 00:20

Score tied - 0 times.
Lead changed - 0 times.

Game 12
Oklahoma 76, NU 69 (OT)
Dec. 21, 2018 • Evanston, Ill.

Senior Vic Law tallied 23 points and eight rebounds, but Northwestern fell to Oklahoma in overtime, 76-69, at the new Welsh-Ryan Arena. Graduate transfer Ryan Taylor had an open look from three in the closing seconds of regulation for the win but his effort just missed. Taylor finished with 14 points, marking the 64th time in his career and sixth time this season he scored double figures. Senior Dererk Pardon added 15 points and seven rebounds. The big man also recorded a pair of blocks, which moved him into a tie for fourth all-time (132) at NU with Evan Eschmeyer (1995-99). The duo of Law & Pardon have scored double digit points in every game this season. In a back-and-forth affair, both teams traded leads throughout the game. A tight first half found the score tied at 32 apiece. Oklahoma's 32 points in the first half marked OU's lowest first half total since it scored 29 against North Texas on Nov. 27. Another balanced scoring effort had seven Wildcats contributing points in the first half, led by Law's eight. The contest's energetic pace continued into the second half. Following a chase-down block by Law, a put-back slam by Pardon tied the game at 66 with 1:13 remaining. That score would remain for the remainder of regulation. Law opened the scoring in overtime with a three from the top of the key to give the 'Cats a 69-66 lead, but the Sooners broke a late run to steal the result.

Official Basketball Box Score - Final
Oklahoma at Northwestern
12/21/18 Welsh-Ryan Arena, Evanston, IL
2018-19 Men's Basketball

Game Time: 8:00 PM
Game Duration: 2:09
Attendance: 7,039

Officials: John Higgins, Craig Markey, Terry Wymer

Oklahoma - 76 Record: 11-1

NO.	Name		Min	FG M-A	3P M-A	FT M-A	Rebounds OR	DR	TOT	Fouls PF	FD	TP	AS	TO	ST	Blocks BS	BA	+/-
35	Brady Manek	F	27:21	3-7	1-3	2-2	2	3	5	4	1	9	0	4	1	1	0	19
4	Jamuni McNeace	G	07:15	1-1	0-0	0-0	1	1	2	1	0	2	1	2	0	0	0	2
0	Christian James	G	42:55	5-21	2-10	0-0	1	8	9	2	1	12	2	1	2	2	3	13
2	Aaron Calixte	G	25:23	4-10	1-3	0-0	1	3	4	3	0	9	6	2	1	0	2	10
3	Miles Reynolds	G	30:14	3-6	1-2	4-6	0	5	5	1	5	11	2	2	0	0	1	10
5	Matt Freeman		20:16	1-4	0-2	0-0	2	1	3	2	1	2	0	0	0	0	0	-9
24	Jamal Bieniemy		19:37	2-3	0-1	0-0	1	2	3	1	1	4	5	0	2	0	0	-3
21	Kristian Doolittle		33:40	7-12	0-0	0-1	3	6	9	2	2	14	2	0	0	0	2	4
1	Rashard Odomes		18:19	6-11	0-0	1-1	2	1	3	0	2	13	1	1	0	0	2	-11
Team							5	4	9			0		0				
Totals				32-75	5-21	7-10	18	34	52	16	13	76	19	12	6	3	10	7

Technical Fouls: NONE

	Shooting By Period	
1st	FG%	13-36 36.1%
	3PT%	2-9 22.2%
	FT%	4-6 66.7%
2nd	FG%	15-30 50.0%
	3PT%	3-10 30.0%
	FT%	1-2 50%
OT	FG%	4-9 44.4%
	3PT%	0-2 0.0%
	FT%	2-2 100%
GM	FG%	32-75 42.7%
	3PT%	5-21 23.8%
	FT%	7-10 70.0%

Dead Ball Rebounds: 0, 0

Northwestern - 69 Record: 8-4

NO.	Name		Min	FG M-A	3P M-A	FT M-A	Rebounds OR	DR	TOT	Fouls PF	FD	TP	AS	TO	ST	Blocks BS	BA	+/-
4	Vic Law	F	42:26	9-23	3-9	2-2	0	8	8	2	3	23	2	3	2	1	0	-11
10	Miller Kopp	F	14:48	0-2	0-0	0-0	2	3	5	0	1	0	3	1	0	3	0	-3
21	A.J. Turner	F	40:30	2-4	1-1	0-1	1	1	2	3	2	5	4	1	1	1	1	-4
5	Dererk Pardon	C	36:11	7-13	0-0	1-2	2	5	7	2	4	15	2	2	3	3	2	-8
14	Ryan Taylor	G	35:58	5-16	2-11	2-2	0	5	5	3	2	14	2	2	0	0	0	-3
22	Pete Nance		06:52	1-1	1-1	0-0	2	0	2	2	1	3	1	0	1	0	0	4
25	Barret Benson		08:49	1-1	0-0	0-2	0	2	2	0	3	2	0	0	0	1	0	1
11	Anthony Gaines		36:25	3-5	1-1	0-0	0	1	1	0	0	7	6	1	0	1	0	-10
2	Ryan Greer		03:01	0-1	0-0	0-0	0	0	0	1	0	0	0	0	0	0	0	-1
Team							1	3	4			0		0				
Totals				28-66	8-23	5-9	8	28	36	13	16	69	20	10	7	10	3	-7

Technical Fouls: NONE

	Shooting By Period	
1st	FG%	13-27 48.1%
	3PT%	2-7 28.6%
	FT%	4-6 66.7%
2nd	FG%	14-34 41.2%
	3PT%	5-13 38.5%
	FT%	1-2 50%
OT	FG%	1-5 20.0%
	3PT%	1-3 33.3%
	FT%	0-1 0%
GM	FG%	28-66 42.4%
	3PT%	8-23 34.8%
	FT%	5-9 55.6%

Dead Ball Rebounds: 0, 0

	OU	NU
Biggest lead	7 (1st 0:03)	11 (1st 10:54)
Best Scoring Run	10 (1st 0:03)	7 (1st 13:27)
Lead Changes	3	
Times Tied	9	
Time with Lead	16:49	21:11

Points from	OU	NU
Turnovers	10	0
Paint	44	26
Second Chance	13	5
Fast Breaks	13	5
Bench	33	12

Period by Period Scoring	1st	2nd	OT1	TOT
OU	32	34	10	76
NU	32	34	3	69

Game 13
NU 75, Columbia 54
Dec. 30, 2018 • Evanston, Ill.

Northwestern ended the year with a victory, topping the Columbia Lions at the new Welsh-Ryan Arena. For the third time in the last four games, senior forward Vic Law scored 20-plus points, finishing with 21 — including three three-pointers. He also added five rebounds and five assists. Graduate guard Ryan Taylor matched Law's point output, making five-of-seven three-pointers while playing a team-high 38 minutes. Taylor logged his 500th field goal of his career en route to his season-high tying 21 points. Senior center Dererk Pardon recorded his 134th career block in the contest, which moved him into sole possession of third in Northwestern history. He finished with 12 boards — his fifth time this season with double-digit rebounds. The Wildcats were effective from the charity stripe, knocking down 19-of-24 from the free throw line. NU also shot well from beyond the arc, making 10 three-pointers compared to Columbia's five. The contest started as a back-and-forth affair, though the Wildcats started to pull away at the end of the first half, with NU holding an eight-point advantage heading into the break. Northwestern outscored Columbia, 20-11, in the first 10 minutes of play of the second half and proceeded to shoot effectively to secure their ninth win of the season.

Official Basketball Box Score - Final
Columbia vs Northwestern
12/30/18 Welsh-Ryan Arena, Evanston, IL

Game Time: 4:00 PM
Game Duration: 1:53

Columbia - 54 • 3-9

##	Player		Total FG-FGA	3-Ptr FG-FGA	FT-FTA	Rebounds Off	Def	Trt	PF	TP	A	TO	Blk	Stl	Min
3	Patrick Tape	F	8-10	0-0	2-2	0	4	4	4	18	0	1	0	0	23:07
13	Randy Brumant	F	1-3	0-0	0-0	1	5	6	4	2	1	1	1	0	13:17
15	Gabe Stefanini	G	3-11	0-1	0-0	1	3	4	1	6	8	4	0	2	28:29
20	Jake Killingsworth	G	1-3	1-3	0-0	0	1	1	2	3	3	1	0	0	19:36
33	Tai Bibbs	G	0-4	0-1	0-0	1	3	4	1	0	0	1	0	0	24:36
4	Rodney Hunter		0-1	0-0	0-0	2	2	4	1	0	2	1	2	1	16:29
10	Quinton Adlesh		5-14	4-9	0-0	0	2	2	2	14	1	1	0	0	23:14
32	Mateo Ellis		0-1	0-1	0-0	0	1	1	0	0	0	1	0	0	13:41
5	CJ Davis		1-3	0-0	2-2	1	1	2	1	4	1	0	0	2	10:24
12	Peter Barba		0-1	0-1	0-0	0	0	0	3	0	0	0	0	0	06:37
22	Ike Nweke		2-5	0-0	3-6	0	4	4	0	7	1	2	0	1	20:30
	Team					0	0	0							
	Totals		21-56	5-16	7-10	6	26	32	19	54	17	13	3	6	200:00

FG %	1st:	10-24	41.7%	2nd:	11-32	34.4%	Game:	21-56	37.5%
3PT %	1st:	2-3	66.7%	2nd:	3-13	23.1%	Game:	5-16	31.3%
FT %	1st:	7-10	70.0%	2nd:	0-0	0.0%	Game:	7-10	70.0%

DeadBall Rebounds: 0, 0

Northwestern - 75 • 9-4

##	Player		Total FG-FGA	3-Ptr FG-FGA	FT-FTA	Rebounds Off	Def	Trt	PF	TP	A	TO	Blk	Stl	Min
4	Vic Law	F	7-14	3-6	4-5	0	5	5	3	21	5	0	1	1	36:21
10	Miller Kopp	F	1-2	0-0	0-1	0	1	1	1	2	1	2	0	0	12:10
21	A.J. Turner	F	1-6	1-5	2-2	0	7	7	1	5	3	2	0	0	36:03
5	Dererk Pardon	C	3-7	0-1	6-8	4	6	10	3	12	2	1	1	0	28:38
14	Ryan Taylor	G	6-14	5-7	4-4	0	2	2	2	21	0	1	0	0	38:21
11	Anthony Gaines		0-1	0-1	1-2	0	1	1	2	1	1	2	0	0	11:28
25	Barret Benson		2-2	0-0	2-2	0	5	5	1	6	2	0	0	0	11:22
22	Pete Nance		2-7	1-3	0-0	1	3	4	2	5	1	2	2	2	18:21
2	Ryan Greer		1-2	0-1	0-0	0	0	0	1	2	1	0	0	0	07:16
	Team					2	2	4							
	Totals		23-55	10-24	19-24	7	32	39	16	75	16	10	2	3	200:00

FG %	1st:	11-27	40.7%	2nd:	12-28	42.9%	Game:	23-55	41.8%
3PT %	1st:	6-14	42.9%	2nd:	4-10	40.0%	Game:	10-24	41.7%
FT %	1st:	9-12	75.0%	2nd:	10-12	83.3%	Game:	19-24	79.2%

DeadBall Rebounds: 4, 0

Officials: Rob Kuenneman, Steve McJunkins, Deidre Carr
Technical fouls: Columbia - NONE Northwestern - NONE
Attendance: 6714

Score by periods	1st	2nd	Total
Columbia	29	25	**54**
Northwestern	37	38	**75**

Points	In Paint	Off T/O	2nd Chance	Fast Break	Bench
CU	32	7	5	6	25
NU	22	12	6	11	14

Last FG - CU 2nd-4:10, NU 2nd - 0:41.
Largest lead - CU by 12 1st - 8:19, NU by 75 2nd - 0:41
CU led for 7:37. NU led for 25:56. Game was tied for 05:26

Score tied - 5 times.
Lead changed - 2 times.

Game 14
#8 Michigan State 81, NU 55
Jan. 2, 2019 • East Lansing, Mich.

Northwestern dropped its first contest of 2019 to No. 8 Michigan State, 81-55, at the Breslin Student Events Center. Senior center Dererk Pardon led the 'Cats with 29 points on nine-of-15 shooting. He also added three assists. Pardon has added at least nine field goals in all three Big Ten games this season. NU only allowed eight turnovers and added 13 points off turnovers, compared to Michigan State's two. Northwestern and Michigan State traded blows for most of the start of the first half, but MSU used a 21-2 run midway through the first half to build a 47-26 lead. The Spartans shot a blistering 70.0 percent from the field in the opening 20 minutes to go into the locker room ahead, 52-32. Pardon paced the Wildcats' offensive effort in the opening stanza, accumulating 12 points on six-of-10 shooting. Three of Northwestern's five starters had three fouls in the first half. In the second half, NU forced Michigan State into 11 turnovers and kept the Spartans scoreless for a 6:30 stretch.

Official Basketball Box Score - Final
Northwestern at Michigan State
01/02/19 Breslin Center, East Lansing, Mich.
2018-19 Michigan State Men's Basketball

Game Time: 8:30 PM
Game Duration: 1:52
Attendance: 14,797

Officials: Larry Scirotto, Paul Sarle, Bo Boroski

Northwestern - 55 Record: 9-5 (0-3)

NO.	Name		Min	FG M-A	3P M-A	FT M-A	Rebounds OR	DR	TOT	Fouls PF	FD	TP	AS	TO	ST	Blocks BS	BA	+/-
4	Vic Law	F	25:54	2-8	1-5	0-0	0	0	0	4	2	5	4	2	1	0	0	-27
10	Miller Kopp	F	26:32	2-7	1-2	0-0	0	3	3	1	0	5	2	0	0	0	1	-1
21	A.J. Turner	F	22:54	3-7	0-1	1-2	0	1	1	4	3	7	3	2	0	1	1	-16
5	Dererk Pardon	C	26:39	9-15	0-1	1-2	2	1	3	4	4	19	3	0	1	0	1	-23
14	Ryan Taylor	G	32:26	3-10	1-4	2-2	0	1	1	0	2	9	2	0	1	0	0	-25
35	Aaron Falzon		06:15	0-2	0-2	0-0	0	0	0	1	1	0	0	0	0	1	0	0
2	Ryan Greer		12:05	0-3	0-1	0-0	0	1	1	0	0	0	0	3	0	0	1	-5
22	Pete Nance		15:14	1-5	0-2	0-0	0	3	3	0	2	2	1	0	0	0	1	-13
25	Barret Benson		13:21	2-6	0-0	3-4	3	4	7	3	3	7	1	0	1	0	2	-3
11	Anthony Gaines		18:49	0-1	0-0	1-2	0	2	2	3	1	1	0	1	0	0	0	-17
	Team						2	2	4				0		1			
	Totals		22-64	3-18	8-12		7	18	25	20	18	55	16	8	4	2	7	-26

Technical Fouls: NONE

Michigan State - 81 Record: 12-2 (3-0)

NO.	Name		Min	FG M-A	3P M-A	FT M-A	Rebounds OR	DR	TOT	Fouls PF	FD	TP	AS	TO	ST	Blocks BS	BA	+/-
25	Kenny Goins	F	26:43	4-7	0-1	0-0	2	10	12	3	0	8	1	0	0	3	0	13
44	Nick Ward	F	24:29	9-16	0-0	3-6	3	4	7	3	9	21	0	2	0	2	0	22
0	Kyle Ahrens	G	21:19	5-7	1-3	0-0	0	2	2	3	0	11	3	2	0	0	0	9
5	Cassius Winston	G	27:43	4-6	1-1	4-6	1	1	2	1	3	13	12	2	1	0	1	20
20	Matt McQuaid	G	27:21	4-7	2-3	0-0	1	4	5	2	2	10	2	0	0	0	0	29
23	Xavier Tillman		20:17	6-7	1-1	1-2	0	8	8	3	3	14	1	5	1	2	1	25
3	Foster Loyer		09:05	0-1	0-1	0-0	0	1	1	1	0	0	4	0	0	0	0	4
11	Aaron Henry		19:10	2-4	0-0	0-0	0	5	5	0	1	4	4	1	1	0	0	28
15	Thomas Kithier		03:27	0-0	0-0	0-0	0	1	1	1	0	0	0	0	0	0	0	-2
13	Gabe Brown		12:37	0-2	0-2	0-1	1	0	1	1	2	0	0	1	1	0	0	-8
30	Marcus Bingham Jr.		03:51	0-0	0-0	0-0	0	2	2	0	0	0	1	0	0	0	0	-4
10	Jack Hoiberg		01:13	0-0	0-0	0-0	0	0	0	0	0	0	0	0	0	0	0	-2
40	Braden Burke		01:13	0-0	0-0	0-0	0	0	0	0	0	0	0	0	0	0	0	-2
41	Conner George		01:13	0-1	0-0	0-0	0	0	0	0	0	0	0	0	0	0	0	-2
14	Brock Washington		00:19	0-0	0-0	0-0	0	0	0	0	0	0	0	0	0	0	0	0
	Team						1	1	2				0		1			
	Totals		34-58	5-12	8-15		9	39	48	18	20	81	28	14	4	7	2	26

Technical Fouls: NONE

Shooting By Period		
1st	FG%	21-30 70.0%
	3PT%	3-4 75.0%
	FT%	7-12 58.3%
2nd	FG%	13-28 46.4%
	3PT%	2-8 25.0%
	FT%	1-3 33.3%
GM	FG%	34-58 58.6%
	3PT%	5-12 41.7%
	FT%	8-15 53.3%

Dead Ball Rebounds: 4, 0

	NWU	MSU
Biggest lead	4 (1st 18:51)	32 (2nd 5:59)
Best Scoring Run	4 (1st 18:51)	11 (1st 5:16)
Lead Changes	5	
Times Tied	2	
Time with Lead	04:00	35:20

Points from	NWU	MSU
Turnovers	13	2
Paint	28	52
Second Chance	10	8
Fast Breaks	4	28
Bench	10	18

Period by Period Scoring	1st	2nd	TOT
NWU	32	23	55
MSU	52	29	81

Game 15
NU 68, Illinois 66
Jan. 6, 2019 • Evanston, Ill.

Northwestern used a hard-charging second half to dispatch Illinois , 68-66, at the new Welsh-Ryan Arena. Redshirt junior A.J. Turner made the game-winning basket, a second-chance three-pointer with 11 seconds left. He had 12 points — including six-of-eight from the line — and finished with a plus/minus of +18. NU spread the ball well in the match-up as five players scored in double-figures for the first time this season. Senior forward Vic Law finished with a double-double, compiling 13 points and 10 rebounds. The Wildcats came out of the gate strong to open the contest, opening up a 20-12 lead over the Fighting Illini. Illinois, however, used a late run to take a six-point halftime lead over Northwestern. Chicago's Big Ten Team outscored the Fighting Illini, 43-35, in the second stanza to secure NU's eighth home victory this season. The Wildcats scored nearly half of their second half points from beyond the arc, shooting a blistering 58 percent (seven-of-12) from three-point range. NU limited Illinois to zero three pointers in the game on 11 attempts, a continuation of Northwestern's strong three-point defense this season. The 'Cats came into the game holding their opposition to 28.9 percent shooting from beyond the arc. That marked the first time Northwestern has limited an opponent to zero three-point field goals in the Chris Collins era. The last time it happened for NU was November 23, 2012 against TCU. Northwestern also displayed their remarkably stingy defense; in the last 10 games, Wildcat opponents have scored under their scoring average coming into the game in regulation. Illinois came into the contest averaging 73.9 points per game.

Official Basketball Box Score - Final
Illinois at Northwestern
01/05/19 Welsh-Ryan Arena, Evanston, IL
2018-19 Men's Basketball

Game Time: 12:00 PM
Game Duration: 2:18
Attendance: 7,039

Officials: Chris Beaver, Courtney Green, Rob Riley

Illinois - 66 Record: 4-11

NO.	Name		Min	FG M-A	3P M-A	FT M-A	Rebounds OR	DR	TOT	Fouls PF	FD	TP	AS	TO	ST	Blocks BS	BA	+/-
2	Kipper Nichols	F	32:01	3-9	0-2	2-3	3	3	6	3	3	8	3	0	3	0	0	8
15	Giorgi Bezhanishvili	F	19:14	4-9	0-1	0-0	1	2	3	3	1	8	0	1	1	1	0	-2
1	Trent Frazier	G	24:35	2-8	0-3	2-2	0	4	4	3	1	6	3	3	3	0	0	9
11	Ayo Dosunmu	G	35:46	6-12	0-4	6-7	0	5	5	1	4	18	2	2	0	1	0	0
23	Aaron Jordan	G	14:58	0-0	0-0	0-0	0	0	0	0	0	0	0	0	2	0	1	0 -17
5	Tevian Jones		04:21	0-0	0-0	0-0	0	0	0	1	0	0	0	1	0	0	0	-5
34	Samba Kane		01:40	1-2	0-0	0-0	1	0	1	0	0	2	0	1	0	0	1	-1
32	Tyler Underwood		06:11	0-1	0-0	0-0	0	1	1	0	0	0	1	0	0	0	0	10
12	Adonis De La Rosa		14:30	4-6	0-0	4-5	0	3	3	3	5	12	0	0	0	0	1	2
0	Alan Griffin		03:11	0-1	0-0	0-0	0	1	1	0	0	0	0	0	0	0	1	4
10	Andres Feliz		16:10	1-4	0-1	0-0	1	0	1	1	3	2	0	0	1	0	2	-17
20	Da'Monte Williams		27:23	1-4	0-0	8-10	2	2	4	4	5	10	1	1	1	2	0	-1
	Team						2	4	6				0		1			
	Totals			22-56	0-11	22-27	10	25	35	19	22	66	10	12	9	5	5	-2

Technical Fouls: NONE

Northwestern - 68 Record: 10-5

NO.	Name		Min	FG M-A	3P M-A	FT M-A	Rebounds OR	DR	TOT	Fouls PF	FD	TP	AS	TO	ST	Blocks BS	BA	+/-
4	Vic Law	F	36:30	4-12	0-4	5-5	2	8	10	4	6	13	2	6	2	1	2	-1
10	Miller Kopp	F	15:14	2-6	0-1	0-0	0	3	3	3	0	4	1	1	0	0	0	-13
21	A.J. Turner	F	31:39	2-6	2-3	6-8	0	3	3	4	4	12	4	4	0	0	0	14
5	Dererk Pardon	C	34:12	2-4	0-0	6-8	1	7	8	3	4	10	1	0	2	3	1	-4
14	Ryan Taylor	G	31:41	4-8	0-0	0-0	0	0	0	0	4	8	0	12	0	1	1	-1
22	Pete Nance		02:48	0-0	0-0	0-0	0	0	0	0	0	0	0	0	1	0	0	-1
11	Anthony Gaines		27:27	3-7	2-3	3-5	1	3	4	1	4	11	2	1	0	0	1	18
25	Barret Benson		05:48	1-1	0-0	0-0	0	0	0	2	0	2	1	0	0	0	0	6
2	Ryan Greer		14:41	2-5	0-0	0-0	0	1	1	1	1	4	3	1	0	0	1	-8
	Team						2	3	5				0		0			
	Totals			20-49	8-19	20-26	6	28	34	22	19	68	14	15	5	5	5	2

Technical Fouls: NONE

Shooting By Period		
1st	FG%	11-29 37.9%
	3PT%	0-7 0.0%
	FT%	9-9 100%
2nd	FG%	11-27 40.7%
	3PT%	0-4 0.0%
	FT%	13-18 72.2%
GM	FG%	22-56 39.3%
	3PT%	0-11 0.0%
	FT%	22-27 81.5%

Dead Ball Rebounds: 1, 0

Shooting By Period		
1st	FG%	20-28 38.5%
	3PT%	1-7 14.3%
	FT%	4-7 57.1%
2nd	FG%	10-23 43.5%
	3PT%	7-12 58.3%
	FT%	16-19 84.2%
GM	FG%	20-49 40.8%
	3PT%	8-19 42.1%
	FT%	20-26 76.9%

Dead Ball Rebounds: 4, 0

	ILL	NTW
Biggest lead	8 (2nd 19:41)	8 (1st 6:48)
Best Scoring Run	11 (1st 1:43)	7 (1st 6:48)
Lead Changes	9	
Times Tied	9	
Time with Lead	18:05	16:31

Points from	ILL	NTW
Turnovers	12	10
Paint	42	24
Second Chance	12	5
Fast Breaks	16	8
Bench	26	17

Period by Period Scoring	1st	2nd	TOT
ILL	31	35	66
NTW	25	43	68

Game 16
Iowa 73, NU 63
Jan. 9, 2019 • Evanston, Ill.

Northwestern fell to the visiting Iowa Hawkeyes in a back-and-forth affair at the new Welsh-Ryan Arena. The Wildcats put four scorers into double figures, led by Anthony Gaines and Vic Law, who each added 13 points. Gaines did not register a miss in the game, making all three of his field goal attempts and going a perfect 7-for-7 from the free throw line. Law also racked up 10 rebounds to record his second-consecutive double-double. The visitors got off to a quick start, leading 9-2 before the hosts found a spark through Gaines. His seven points were part of an 11-4 run by NU that tied the contest at 13 apiece just over eight minutes in. Iowa responded with run of its own, stretching the lead back to nine before Northwestern answered once more. A steal and fast-break dunk by Law capped an 8-0 run that made it 28-27 with three minutes to play in the half. In the final minute of the frame, A.J. Turner pulled up from several feet beyond the arc and drilled a three to knot it at 32-32. After a basket from the Hawkeyes on the ensuing possession, Ryan Taylor drove to the hoop in the final seconds and finished under the rim to ensure the teams ended the opening period tied. Chicago's Big Ten Team came out of the break firing on all cylinders, ripping off a 10-3 run that put the hosts up by seven. The Hawkeyes took the lead back over the next several minutes, but two free throws from Law just before the nine-minute mark brought the 'Cats within five as the game approached its final stages. Jordan Bohannon scored six of his eight points in the final three minutes as Iowa pulled away, sealing the victory by a final score of 73-63.

Official Basketball Box Score - Final
Iowa at Northwestern
01/09/19 Welsh-Ryan Arena, Evanston, IL
2018-19 Men's Basketball

Game Time: 7:00 PM
Game Duration: 1:56
Attendance: 7,039

Officials: Terry Wymer, Terry Oglesby, Lewis Garrison

Iowa - 73 — Record: 13-3 (2-3)

NO.	Name		Min	FG M-A	3P M-A	FT M-A	Rebounds OR	DR	TOT	Fouls PF	FD	TP	AS	TO	ST	Blocks BS	BA	+/-
15	Ryan Kriener	F	14:09	1-6	0-1	2-2	4	1	5	0	2	0	1	0	0	0	1	2
51	Nicholas Baer	F	26:56	3-6	2-4	1-1	1	9	10	2	1	9	2	0	2	0	0	12
3	Jordan Bohannon	G	31:56	2-7	0-4	4-4	0	1	1	1	3	8	1	0	0	0	0	4
4	Isaiah Moss	G	33:21	5-12	0-0	2-4	2	2	4	2	2	12	4	1	1	0	2	1
10	Joe Wieskamp	G	32:15	7-11	2-5	3-5	2	5	7	2	5	19	1	1	1	0	0	5
1	Maishe Dailey		17:21	1-1	0-0	0-0	0	3	3	3	0	2	2	1	1	0	0	8
30	Connor McCaffery		18:11	2-6	0-0	1-1	0	2	2	1	1	5	4	1	1	0	0	10
55	Luka Garza		25:51	3-9	0-3	10-11	2	3	5	3	9	16	0	2	0	0	1	8
Team							2	2	4			0		0				
Totals				24-58	4-17	21-26	11	29	40	15	21	73	14	7	6	0	4	10

Technical Fouls: NONE

Shooting By Period		
1st FG%	14-32	43.8%
3PT%	2-11	18.2%
FT%	4-7	57.1%
2nd FG%	10-26	38.5%
3PT%	2-6	33.3%
FT%	17-19	89.5%
GM FG%	24-58	41.4%
3PT%	4-17	23.5%
FT%	21-26	80.8%

Dead Ball Rebounds: 3, 0

Northwestern - 63 — Record: 10-6 (1-4)

NO.	Name		Min	FG M-A	3P M-A	FT M-A	Rebounds OR	DR	TOT	Fouls PF	FD	TP	AS	TO	ST	Blocks BS	BA	+/-
4	Vic Law	F	32:50	4-13	0-5	5-6	0	10	10	4	4	13	2	1	3	0	0	1
10	Miller Kopp	F	10:34	1-3	1-2	0-0	0	1	1	0	0	3	1	2	0	0	0	-3
21	A.J. Turner	F	38:53	4-12	2-6	0-2	2	3	5	1	1	10	6	1	0	0	0	-8
5	Dererk Pardon	C	29:04	3-5	0-1	0-1	3	2	5	5	3	6	1	1	0	1	0	-14
14	Ryan Taylor	G	30:48	4-11	3-7	0-0	0	2	2	4	0	11	2	0	1	3	0	-3
11	Anthony Gaines		29:03	3-3	0-0	7-7	2	4	6	2	6	13	1	1	0	0	0	-9
22	Pete Nance		09:45	2-7	1-5	0-0	0	1	1	1	0	5	0	0	0	0	0	-9
2	Ryan Greer		08:07	1-3	0-1	0-0	0	0	0	0	1	2	0	1	0	0	0	-9
25	Barret Benson		10:56	0-0	0-0	0-0	0	0	0	4	0	0	0	1	0	0	0	4
Team							0	2	2			0		0				
Totals				22-57	7-27	12-16	7	25	32	21	15	63	13	8	4	4	0	-10

Technical Fouls: NONE

Shooting By Period		
1st FG%	12-31	38.7%
3PT%	3-14	21.4%
FT%	7-7	100%
2nd FG%	10-26	38.5%
3PT%	4-13	30.8%
FT%	5-9	55.6%
GM FG%	22-57	38.6%
3PT%	7-27	25.9%
FT%	12-16	75.0%

Dead Ball Rebounds: 3, 0

	UIA	NWU
Biggest lead	10 (2nd 0:35)	7 (2nd 16:18)
Best Scoring Run	10 (2nd 12:50)	8 (1st 3:07)
Lead Changes	2	
Times Tied	3	
Time with Lead	29:52	05:26

Points from	UIA	NWU
Turnovers	9	6
Paint	30	28
Second Chance	15	6
Fast Breaks	20	10
Bench	23	20

genius sports

Period by Period Scoring	1st	2nd	TOT
UIA	34	39	73
NWU	34	29	63

Game 17
#2 Michigan 80, NU 60
Jan. 13, 2019 • Ann Arbor, Mich.

Senior center Dererk Pardon posted his third 20-point game of the Big Ten slate, but Northwestern fell to No. 2 Michigan, 80-60, at the Crisler Center. Pardon was a strong 10-for-16 from the field in his 20-point performance. Graduate guard Ryan Taylor also logged a double-digit scoring performance, finishing with 15 points, including four three-pointers. Northwestern started slowly in the first half but rebounded. The Wildcats missed their first eight field goal attempts of the game but then proceeded to knock down seven of their next eight shots. The two squads played neck-and-neck in the first portion of the opening stanza, but the Wolverines used a torrid run to take a 50-28 score into halftime. First-year forward Miller Kopp came off the bench for the first time in his collegiate career and knocked down his first three field goals. Pardon and Taylor both had double-digit points at the halftime break. Overall, the 'Cats took a 43 percent shooting clip into the locker room. Northwestern outscored Michigan in the second half, 32-30. The Wildcats utilized a 42 percent field goal clip in the second stanza, compared to Michigan's 36 percent rate. Pardon has scored in double-figures in 16 of 17 games this season. His 20-point game was the fifth of his career. First-year forward Pete Nance made the first start of his career and tallied a career highs with four blocks and 30 minutes played. Sophomore guard Anthony Gaines had double-digit rebounds for the first time in his career. The Wildcats were playing without redshirt senior Vic Law (lower-body injury) in the contest.

Official Basketball Box Score -- Game Totals -- Final Statistics
Northwestern vs Michigan
01/13/19 7:30 pm at

Northwestern 60 • 10-7

##	Player		Total FG-FGA	3-Ptr FG-FGA	FT-FTA	Rebounds Off	Def	Tot	PF	TP	A	TO	Blk	Stl	Min
21	A.J. Turner	f	1-7	0-3	1-2	0	2	2	1	3	6	2	2	0	35
22	Pete Nance	f	2-5	0-0	0-0	1	3	4	4	4	1	1	3	0	30
05	Dererk Pardon	c	10-16	0-4	0-0	1	1	2	2	20	0	1	0	0	31
11	Anthony Gaines	g	2-8	0-1	4-4	2	8	10	1	8	1	2	0	1	25
14	Ryan Taylor	g	4-8	4-7	3-3	0	2	2	1	15	0	1	0	1	32
02	Ryan Greer		0-1	0-0	0-0	0	1	1	1	0	0	1	0	0	8
10	Miller Kopp		4-5	0-1	0-0	0	2	2	1	8	3	4	0	1	23
25	Barret Benson		0-4	0-1	2-4	2	0	2	1	2	0	0	0	0	9
33	Tino Malnati		0-0	0-0	0-0	0	0	0	1	0	0	0	0	1	1
35	Aaron Falzon		0-0	0-0	0-0	0	1	1	0	0	0	1	0	0	6
	Team					2	0	2							
	Totals		23-54	4-17	10-13	8	20	28	13	60	11	13	5	4	200

FG % 1st Half: 12-28 42.9% 2nd half: 11-26 42.3% Game: 23-54 42.6%
3FG % 1st Half: 3-10 30.0% 2nd half: 1-7 14.3% Game: 4-17 23.5%
FT % 1st Half: 1-1 100.0 2nd half: 9-12 75.0% Game: 10-13 76.9%

Deadball Rebounds
1

Michigan 80 • 17-0

##	Player		Total FG-FGA	3-Ptr FG-FGA	FT-FTA	Rebounds Off	Def	Tot	PF	TP	A	TO	Blk	Stl	Min
13	Ignas Brazdeikis	f	5-9	0-2	1-2	1	3	4	2	11	2	0	0	0	22
15	Jon Teske	c	7-11	3-5	0-0	2	9	11	0	17	0	1	2	3	35
01	Charles Matthews	g	6-10	0-2	1-1	2	1	3	3	13	3	4	1	1	36
02	Jordan Poole	g	2-6	1-3	2-2	1	1	2	3	7	3	1	0	0	26
03	Zavier Simpson	g	9-17	5-10	1-2	0	5	5	1	24	4	0	0	3	34
00	David DeJulius		0-1	0-0	0-0	0	1	1	0	0	0	0	0	1	2
04	Isaiah Livers		2-2	2-2	2-2	1	0	1	1	8	0	1	1	2	21
05	Adrien Nunez		0-0	0-0	0-0	0	0	0	0	0	0	0	0	0	2
14	Rico Ozuna-Harrison		0-1	0-1	0-0	0	0	0	1	0	0	1	0	0	2
23	Brandon Johns Jr.		0-0	0-0	0-0	0	0	0	0	0	0	0	0	0	2
32	Luke Wilson		0-0	0-0	0-0	1	1	2	0	0	0	0	0	0	2
51	Austin Davis		0-0	0-0	0-0	0	0	0	0	0	0	0	0	0	1
55	Eli Brooks		0-2	0-2	0-0	0	1	1	2	0	2	1	0	0	15
	Team					1	2	3							
	Totals		31-59	11-27	7-9	9	24	33	13	80	14	9	4	10	200

FG % 1st Half: 21-31 67.7% 2nd half: 10-28 35.7% Game: 31-59 52.5%
3FG % 1st Half: 7-14 50.0% 2nd half: 4-13 30.8% Game: 11-27 40.7%
FT % 1st Half: 1-2 50.0% 2nd half: 6-7 85.7% Game: 7-9 77.8%

Deadball Rebounds
1,1

Officials: Rob Kueneman,Larry Scirotto,Paul Szelc
Technical fouls: Northwestern-None. Michigan-None.
Attendance: 12707
2018-19 Men's Basketball. Round: 0. Michigan vs Northwestern. Played at .

Score by periods	1st	2nd	Total
Northwestern	28	32	**60**
Michigan	50	30	**80**

Game 18
NU 65, Rutgers 57
Jan. 18, 2019 • Piscataway, N.J.

Northwestern handled Rutgers, outlasting the Scarlet Knights 65-57, at the Rutgers Athletic Center. Senior center Dererk Pardon led all Wildcats in the defensive battle with 17 points coming on a six-of-nine clip. Graduate student guard Ryan Taylor made four three-pointers and finished with 14 points. The Scarlet Knights became the ninth major conference opponent that Northwestern has held below their season scoring average coming into the game. RU was averaging 67.5 points per game entering the contest. Northwestern only allowed Rutgers to convert four three-point attempts, marking the 12th time in the last 13 games that NU has limited their opposition to five or fewer three-pointers. Northwestern came into the game with the 16th-best three-point defense mark in the nation. On the offensive side, NU shot 41 percent (9-of-22) from beyond the arc, their second-best in conference play. The Wildcats shot 54 percent in the first half while limiting the Scarlet Knights to a 43 percent clip. NU also contributed five threes on 12 attempts and posted three blocks, compared to RU's one rejection. Pardon was a perfect six-for-six in the first half, rounding out the first stanza with 12 points. He also had four rebounds, a block, and a steal. In the second half, sophomore guard Anthony Gaines added a team-best nine points, including a three-pointer. Northwestern improved to 10-2 all-time against the Scarlet Knights and 4-1 all-time at the RAC.

Official Basketball Box Score - Final
Northwestern at Rutgers
01/18/19
2018-19 Men's Basketball

Game Time: 7:00 PM
Game Duration: 2:12
Attendance: 5,459

Officials: Bill Ek, Bert Walton, Bill McCarthy

Northwestern - 65 — Record: 11-7

NO.	Name		Min	FG M-A	3P M-A	FT M-A	Rebounds OR	DR	TOT	Fouls PF	FD	TP	AS	TO	ST	Blocks BS	BA	+/-
4	Vic Law	F	31:00	2-10	0-5	2-2	1	6	7	4	4	6	5	4	2	0	0	8
21	A.J. Turner	F	22:04	0-3	0-1	0-0	0	1	1	2	2	0	1	1	1	0	0	-1
5	Dererk Pardon	C	35:52	6-9	0-1	5-7	2	5	7	2	4	17	1	1	2	1	1	0
25	Barret Benson	C	22:23	1-2	1-1	1-2	1	4	5	3	3	4	1	3	0	0	0	-7
14	Ryan Taylor	G	30:47	5-13	4-9	0-0	0	2	2	4	2	14	1	2	0	0	0	10
11	Anthony Gaines		34:58	2-9	1-2	4-4	2	4	6	1	4	9	2	2	0	3	3	17
22	Pete Nance		13:48	2-2	1-1	2-2	0	1	1	2	1	7	1	0	0	0	0	13
10	Miller Kopp		09:08	3-5	2-2	0-0	0	0	0	3	0	8	0	1	1	0	0	0
Team							1	4	5			0		0				
Totals				21-63	9-22	14-17	7	27	34	21	20	65	12	14	6	4	3	8

Technical Fouls: NONE

Shooting By Period		
1st FG%	14-26	53.8%
3PT%	5-12	41.7%
FT%	0-1	0%
2nd FG%	7-27	25.9%
3PT%	4-10	40.0%
FT%	14-16	87.5%
GM FG%	21-63	33.6%
3PT%	9-22	40.9%
FT%	14-17	82.4%

Dead Ball Rebounds: 1, 0

Rutgers - 57 — Record: 8-9

NO.	Name		Min	FG M-A	3P M-A	FT M-A	Rebounds OR	DR	TOT	Fouls PF	FD	TP	AS	TO	ST	Blocks BS	BA	+/-
13	Shea Carter	F	33:24	4-6	1-1	0-0	1	9	10	2	0	9	2	2	0	1	0	-2
2	Shaquille Doorson	C	24:49	1-2	0-0	1-2	3	1	4	5	1	3	0	1	1	1	0	-1
0	Geo Baker	G	32:30	4-14	1-3	3-5	0	0	0	2	6	12	4	1	2	0	2	-8
23	Montez Mathis	G	31:50	5-10	0-2	6-10	0	4	4	2	7	16	1	3	2	1	1	-8
24	Ron Harper Jr.	G	16:34	1-6	0-2	4-6	1	4	5	3	4	6	1	0	1	0	0	-4
15	Myles Johnson		12:36	1-2	0-0	1-2	1	3	4	3	1	3	1	1	0	0	0	-4
22	Caleb McConnell		15:21	0-3	0-2	2-0	1	3	4	1	0	0	0	4	0	0	1	-10
32	Peter Kiss		12:57	2-4	1-3	0-0	0	0	0	1	1	5	1	0	0	0	0	-1
35	Issa Thiam		19:59	1-2	0-0	0-2	2	1	3	1	1	3	0	0	2	0	0	-2
Team							0	1	1			0		1				
Totals				19-49	4-17	15-25	7	27	34	20	21	57	10	13	8	3	4	-8

Technical Fouls: NONE

Shooting By Period		
1st FG%	10-23	43.5%
3PT%	3-9	33.3%
FT%	3-4	75%
2nd FG%	9-26	34.6%
3PT%	1-8	12.5%
FT%	12-21	57.1%
GM FG%	19-49	38.8%
3PT%	4-17	23.5%
FT%	15-25	60.0%

Dead Ball Rebounds: 6, 0

	NWST	RUT
Biggest lead	10 (2nd 17:45)	7 (1st 17:58)
Best Scoring Run	7 (1st 10:25)	9 (2nd 13:01)
Lead Changes	1	
Times Tied	3	
Time with Lead	28:13	07:00

Points from	NWST	RUT
Turnovers	9	20
Paint	16	28
Second Chance	4	6
Fast Breaks	7	22
Bench	24	11

Period by Period Scoring	1st	2nd	TOT
NWST	33	32	65
RUT	26	31	57

Game 19
NU 73, Indiana 66
Jan. 22, 2019 • Evanston, Ill.

Northwestern stormed past Indiana, 73-66 at the new Welsh-Ryan Arena on the back of career nights for Aaron Falzon and Dererk Pardon. Falzon provided an incredible shooting performance off the bench, nailing six-of-seven attempts from three-point land. Pardon's solid night ensured he would reach a key milestone in style, as his 17 points in the contest put him over 1,000 total points in his career. As the game got underway, the first half of the opening frame proved to be a defensive battle, with Indiana holding a 14-8 lead after nine minutes of action. Falzon came off the bench with seven minutes remaining in the half and immediately made a splash, nailing a three-pointer from the wing to bring NU within four. After a pair of stops by the Wildcat defense, Falzon canned another look from deep to make it a one-point game. Another triple from Falzon and a dunk from Pardon put the 'Cats up four, an advantage that they would keep into the break. After Indiana was able to cut the deficit to three, Falzon became a one-man offense and helped the 'Cats pull away for good. His deep three from the left wing found nothing but net, and Law's attempt on the next possession yielded the same result. Falzon was then fouled from behind the arc and made all three free throws, and added another triple when Turner found him open on the following trip. Falzon punctuated the 15-4 run with a contested three from the corner at the end of the shot clock, giving him 21 points in just 13 minutes. Indiana fought to stay within striking distance, trailing by seven as the clock ticked under six minutes. A combination of stingy defense and clutch free throws was more than enough to stave off the Hoosiers as the game wound down, as NU maintained its multi-possession lead until the buzzer. The final score read 73-66 in favor of Chicago's Big Ten Team.

Indiana - 66 Record: 12-7 (3-5)

NO. Name		Min	FG M-A	3P M-A	FT M-A	Rebounds OR	DR	TOT	Fouls PF	FD	TP	AS	TO	ST	Blocks BS	BA	+/-
3 Justin Smith	F	33:20	3-12	0-3	4-6	4	8	12	4	5	10	2	1	0	1	2	-8
13 Juwan Morgan	F	36:34	7-15	0-1	4-4	2	9	11	4	4	18	3	3	0	0	3	-6
0 Romeo Langford	G	33:26	4-10	0-3	4-4	3	3	6	4	4	12	2	2	0	0	1	-13
10 Rob Phinisee	G	32:52	4-12	3-7	2-2	0	2	2	1	1	13	2	1	0	0	2	-2
15 Zach McRoberts	G	18:36	0-2	0-2	0-0	0	1	1	2	0	0	3	1	0	0	0	1
1 Aljami Durham		32:33	4-7	1-4	2-5	1	0	1	3	4	11	3	1	1	0	0	-4
55 Evan Fitzner		06:47	1-2	0-1	0-0	0	0	0	2	0	2	0	0	0	1	0	1
22 Clifton Moore		01:41	0-0	0-0	0-0	0	2	2	0	0	0	0	0	0	0	1	0
23 Damezi Anderson		02:33	0-0	0-0	0-0	0	0	0	1	0	0	0	2	0	0	0	-3
4 Jake Forrester		01:38	0-0	0-0	0-0	0	0	0	1	0	0	0	1	0	1	0	-1
Team						4	5	9				0	1				
Totals			23-60	4-21	16-21	14	30	44	22	18	66	15	13	1	4	8	-7

Technical Fouls: NONE

Shooting By Period		
1st	FG%	10-27	37.0%
	3PT%	1-9	11.1%
	FT%	3-5	60%
2nd	FG%	13-33	39.4%
	3PT%	3-12	25.0%
	FT%	13-16	81.3%
GM	FG%	23-60	38.3%
	3PT%	4-21	19.0%
	FT%	16-21	76.2%

Dead Ball Rebounds: 3, 0

Northwestern - 73 Record: 12-7 (3-5)

NO. Name		Min	FG M-A	3P M-A	FT M-A	Rebounds OR	DR	TOT	Fouls PF	FD	TP	AS	TO	ST	Blocks BS	BA	+/-
4 Vic Law	F	34:14	1-8	1-4	8-10	1	6	7	3	7	11	3	0	1	3	0	-2
21 A.J. Turner	F	34:31	3-7	2-4	0-0	0	2	2	3	0	8	6	1	0	0	1	1
5 Dererk Pardon	C	36:30	7-11	0-0	3-4	1	5	6	4	4	17	0	0	0	2	1	6
11 Anthony Gaines	G	33:48	2-9	0-3	6-8	2	5	7	3	6	10	6	0	0	1	1	12
14 Ryan Taylor	G	25:37	2-8	1-5	1-4	0	1	1	2	2	6	1	1	2	0	0	4
10 Miller Kopp		05:16	0-1	0-1	0-0	0	0	0	1	0	0	0	1	0	0	0	-1
2 Ryan Greer		06:50	0-1	0-0	0-0	0	1	1	0	1	0	0	0	0	0	0	2
25 Barret Benson		03:30	0-1	0-0	0-0	0	2	2	0	0	0	0	0	0	0	1	1
35 Aaron Falzon		19:44	6-7	6-7	3-3	0	1	1	2	2	21	1	2	1	2	0	12
Team						1	1	2				0		0			
Totals			21-53	10-24	21-29	5	24	29	18	22	73	17	5	4	8	4	7

Technical Fouls: NONE

Shooting By Period		
1st	FG%	11-29	37.9%
	3PT%	4-13	30.8%
	FT%	2-2	100%
2nd	FG%	10-24	41.7%
	3PT%	6-11	54.5%
	FT%	19-27	70.4%
GM	FG%	21-53	39.6%
	3PT%	10-24	41.7%
	FT%	21-29	72.4%

Dead Ball Rebounds: 5, 1

	IU	NU
Biggest lead	8 (1st 13:36)	15 (2nd 12:11)
Best Scoring Run	7 (1st 13:36)	8 (1st 4:35)
Lead Changes	4	
Times Tied	1	
Time with Lead	12:45	23:52

Points from	IU	NU
Turnovers	6	11
Paint	30	14
Second Chance	17	3
Fast Breaks	4	15
Bench	13	21

Period by Period Scoring	1st	2nd	TOT
IU	24	42	66
NU	28	45	73

genius sports

Game 20
Wisconsin 62, NU 46
Jan. 26, 2019 • Madison, Wis.

Despite a pair of double-digit rebound performances by seniors Dererk Pardon and Vic Law, Northwestern was topped by Wisconsin, 62-46, at the Kohl Center. Pardon and Law both finished with 11 boards. For Pardon, the 11 marked his sixth game with 10-plus rebounds the season and for Law, the total marked his season high. The contest marked the first time that a pair of Wildcats have each posted double-digit rebounds since Pardon (11) and Gavin Skelly (10) performed the feat against Rutgers on January 12, 2017. The Badgers held a 34-24 lead heading into the locker room after the first period. The 'Cats added 12 points off the bench, while Wisconsin contributed just three. The Wildcats also had nine fast-break points compare to UW's two. First-year guard Ryan Greer posted a career-high six points in the first half alone, while adding two points in the first 20 minutes of game action. In the second half, graduate guard Ryan Taylor knocked down two three-pointers and picked up four rebounds. His pair of trifectas marked his 12th game with multiple three-pointers this season. Redshirt junior guard Aaron Falzon went 2-for-3 from beyond the arc. He has gone eight-for-10 over his last two games from downtown.

Official Basketball Box Score -- Game Totals -- Final Statistics
Northwestern vs Wisconsin
01/26/19 1:15 pm at

Northwestern 46 • 12-7

##	Player		Total FG-FGA	3-Ptr FG-FGA	FT-FTA	Rebounds Off	Def	Tot	PF	TP	A	TO	Blk	Stl	Min
04	Vic Law	f	2-11	1-2	1-1	0	11	11	4	6	2	2	1	1	29
21	A.J. Turner	f	2-4	2-4	0-0	0	1	1	1	6	1	4	0	1	25
05	Dererk Pardon	c	3-7	0-1	2-3	4	7	11	1	8	1	2	1	1	33
11	Anthony Gaines	g	3-11	0-1	2-2	1	2	3	2	8	3	1	1	1	33
14	Ryan Taylor	g	2-9	2-6	0-0	1	3	4	1	6	0	0	0	0	25
02	Ryan Greer		2-3	0-0	2-2	0	3	3	3	6	0	2	0	0	21
10	Miller Kopp		0-2	0-2	0-0	0	0	0	0	0	0	1	0	0	12
25	Barret Benson		0-2	0-0	0-0	0	0	0	0	0	0	0	0	1	7
35	Aaron Falzon		2-5	2-3	0-0	0	1	1	2	6	0	1	0	0	15
	Team					1	2	3							
	Totals		16-54	7-19	7-8	7	30	37	14	46	7	13	3	5	200

FG % 1st Half: 9-24 37.5% 2nd half: 7-30 23.3% Game: 16-54 29.6%
3FG % 1st Half: 4-10 40.0% 2nd half: 3-9 33.3% Game: 7-19 36.8%
FT % 1st Half: 2-2 100.0 2nd half: 5-6 83.3% Game: 7-8 87.5%

Deadball Rebounds
1

Wisconsin 62 • 13-6

##	Player		Total FG-FGA	3-Ptr FG-FGA	FT-FTA	Rebounds Off	Def	Tot	PF	TP	A	TO	Blk	Stl	Min
22	Ethan Happ	f	6-15	0-1	1-5	1	11	12	1	13	11	2	2	2	33
35	Nate Reuvers	f	1-6	0-1	1-1	0	1	1	4	3	0	1	2	0	14
00	D'Mitrik Trice	g	7-11	4-6	0-0	0	3	3	1	18	2	1	0	1	35
21	Khalil Iverson	g	1-4	0-1	0-0	0	2	2	2	2	0	1	0	1	20
34	Brad Davison	g	6-14	3-6	3-3	1	5	6	1	18	2	0	0	0	36
01	Brevin Pritzl		1-2	1-2	0-0	0	2	2	0	3	0	0	0	0	14
02	Aleem Ford		0-2	0-1	0-0	0	3	3	2	0	0	1	1	1	21
03	Walt McGrory		0-0	0-0	0-0	0	0	0	1	0	0	0	0	0	1
13	Tai Strickland		1-1	1-1	0-0	0	0	0	0	3	0	0	0	0	1
15	Charles Thomas IV		0-0	0-0	0-0	0	0	0	0	0	0	1	1	0	4
23	Kobe King		1-1	0-0	0-0	0	3	3	1	2	0	0	0	0	21
	Team					3	0	3							
	Totals		24-56	9-19	5-9	5	30	35	13	62	15	7	6	5	200

FG % 1st Half: 14-28 50.0% 2nd half: 10-28 35.7% Game: 24-56 42.9%
3FG % 1st Half: 6-10 60.0% 2nd half: 3-9 33.3% Game: 9-19 47.4%
FT % 1st Half: 0-3 0.0% 2nd half: 5-6 83.3% Game: 5-9 55.6%

Deadball Rebounds
1,1

Officials: Bill Ek,Larry Scirotto,Terry Wymer
Technical fouls: Northwestern-None. Wisconsin-None.
Attendance: 17287
2018-19 Men's Basketball. Round: 0. Northwestern vs Wisconsin. Played at .

Score by periods	1st	2nd	Total
Northwestern	24	22	**46**
Wisconsin	34	28	**62**

Game 21
#21 Maryland 70, NU 52
Jan. 29, 2019 • College Park, Md.

Northwestern dropped a road conference matchup to No. 21 Maryland, 70-52, at the XFINITY Center. Sophomore guard Anthony Gaines set his career high with 18 points, including a career-high tying seven free throws made. He has scored in double digits in two out of the last three games. Senior center Dererk Pardon finished with 14 points, his 19th double-digit scoring performance this season. He also added seven rebounds. Chicago's Big Ten Team only gave up the ball seven times, tied for the second-fewest turnovers this season. Northwestern had 18 points off turnovers in the contest, compared to Maryland's five. Northwestern was limited offensively in the first half, shooting 23 percent. NU was led by Pardon in the first stanza, who contributed seven points and five rebounds. Gaines also had seven points in the half, including three free throws. The Wildcats were effective, however, in taking control of the basketball in the first period, as Northwestern only allowed three turnovers. Maryland had seven turnovers in the half. Gaines had 11 of his 17 points in the second half. He also added five boards in the second period.

Official Basketball Box Score -- Game Totals -- Final Statistics
Northwestern vs Maryland
01/29/19 7:00 pm at

Northwestern 52 • 12-9

##	Player		Total FG-FGA	3-Ptr FG-FGA	FT-FTA	Rebounds Off	Def	Tot	PF	TP	A	TO	Blk	Stl	Min
04	Vic Law	f	2-8	1-5	0-0	1	2	3	3	5	0	0	1	0	33
21	A.J. Turner	f	0-5	0-4	0-0	0	1	1	0	0	1	2	0	0	11
05	Dererk Pardon	c	5-14	0-1	4-5	2	5	7	0	14	0	1	1	1	32
11	Anthony Gaines	g	5-11	1-3	7-10	1	6	7	3	18	2	0	0	2	30
14	Ryan Taylor	g	3-9	1-5	0-0	1	1	2	3	7	2	1	0	1	23
02	Ryan Greer		1-5	0-0	0-0	0	3	3	4	2	3	2	0	0	24
10	Miller Kopp		1-3	1-2	0-0	0	0	0	0	3	0	0	0	1	15
25	Barret Benson		0-0	0-0	0-0	0	1	1	3	0	0	0	0	0	8
33	Tino Malnati		0-0	0-0	0-0	0	0	0	0	0	0	0	0	0	1
34	Charlie Hall		0-0	0-0	0-0	0	0	0	0	0	0	0	0	0	1
35	Aaron Falzon		1-3	1-3	0-0	0	3	3	3	3	0	1	0	2	22
	Team					1	0	1							
	Totals		18-58	5-23	11-15	6	22	28	19	52	8	7	2	7	200

FG % 1st Half: 7-31 22.6% 2nd half: 11-27 40.7% Game: 18-58 31.0%
3FG % 1st Half: 2-13 15.4% 2nd half: 3-10 30.0% Game: 5-23 21.7%
FT % 1st Half: 6-9 66.7% 2nd half: 5-6 83.3% Game: 11-15 73.3%

Deadball Rebounds
3

Maryland 70

##	Player		Total FG-FGA	3-Ptr FG-FGA	FT-FTA	Rebounds Off	Def	Tot	PF	TP	A	TO	Blk	Stl	Min
23	Bruno Fernando	f	9-16	0-1	4-4	0	10	10	0	22	2	1	0	0	30
25	Jalen Smith	f	5-10	1-2	3-3	2	7	9	0	14	0	1	1	0	24
01	Anthony Cowan	g	2-3	1-2	3-3	0	3	3	4	8	4	1	0	1	19
05	Eric Ayala	g	3-9	2-6	0-0	0	2	2	2	8	4	1	0	0	32
11	Darryl Morsell	g	3-7	2-2	0-0	2	3	5	0	8	1	2	2	0	28
00	Joshua Tomaic		1-2	0-0	0-1	1	0	1	1	2	0	1	0	0	3
02	Aaron Wiggins		0-4	0-2	1-2	0	1	1	1	1	3	2	0	1	26
04	Andrew Terrell		0-0	0-0	0-0	0	0	0	1	0	0	0	0	0	1
10	Serrel Smith Jr.		1-2	1-1	2-3	0	2	2	2	5	0	1	0	0	13
13	Ivan Bender		0-0	0-0	0-0	0	1	1	0	0	0	0	0	0	1
14	Ricky Lindo Jr.		1-1	0-0	0-0	2	3	5	3	2	1	1	0	1	21
24	Trace Ramsey		0-0	0-0	0-0	0	0	0	0	0	0	0	0	0	2
	Team					3	2	5							
	Totals		25-54	7-16	13-16	10	34	44	14	70	15	11	3	3	200

FG % 1st Half: 11-27 40.7% 2nd half: 14-27 51.9% Game: 25-54 46.3%
3FG % 1st Half: 2-6 33.3% 2nd half: 5-10 50.0% Game: 7-16 43.8%
FT % 1st Half: 9-9 100.0 2nd half: 4-7 57.1% Game: 13-16 81.3%

Deadball Rebounds
0,1

Officials: Courtney Green,Lamont Simpson,Paul Szelc
Technical fouls: Northwestern-None. Maryland-None.
Attendance: 15310
2018-19 Men's Basketball. Round: 0. Maryland vs Northwestern. Played at .

Score by periods	1st	2nd	Total
Northwestern	22	30	**52**
Maryland	33	37	**70**

Game 22
Penn State 59, NU 52
Feb. 4, 2019 • Evanston, Ill.

Northwestern fell to Penn State, 59-52, at the New Welsh-Ryan Arena, despite an 18-point performance by senior center Dererk Pardon. Northwestern had a solid game defensively, holding Penn State to 28.6 percent shooting in the second half while forcing the Nittany Lions to go zero-for-six from beyond the arc during the frame. Offensively however, Northwestern could not mount much momentum, shooting 31.7 percent from the field to score just 52 points. The Wildcats were led by Pardon, who was honored pregame for becoming the 37th player in Northwestern history to score 1,000 points in their career. The captain had 18 points and grabbed 9 rebounds, bringing his career rebound total to 708, becoming just the eighth Wildcat to record over 700 career rebounds. Pardon also has now scored double-digit point totals in 20 of 22 games this season, and 15 or more points in seven Big Ten games. Fellow senior captain Vic Law added a double-double with 10 points, 10 rebounds, and a career-high 6 assists. This is the 16th time this season the duo of senior captains have scored double-digit points in the same game. Sophomore guard Anthony Gaines grabbed five rebounds to follow up one of the best games of his career, his ninth game of the season with five-plus boards.

Official Basketball Box Score - Final
Penn St. at Northwestern
02/04/19 Welsh-Ryan Arena, Evanston, IL
2018-19 Men's Basketball

Game Time: 7:00 PM
Game Duration: 1:59
Attendance: 6,541

Officials: Bo Boroski, Terry Oglesby, Donnie Eppley

Penn St. - 59 Record: 8-14 (1-10)

NO. Name		Min	FG M-A	3P M-A	FT M-A	Rebounds OR	DR	TOT	Fouls PF	FD	TP	AS	TO	ST	Blocks BS	BA	+/-
11 Lamar Stevens	F	37:45	5-11	0-1	8-10	1	6	7	3	7	18	6	2	1	2	1	5
24 Mike Watkins	C	26:56	4-9	0-0	0-0	2	4	6	3	0	8	1	1	0	3	1	-2
2 Myles Dread	G	25:58	1-5	0-3	0-0	0	2	2	2	1	2	1	0	1	0	0	-5
5 Jamari Wheeler	G	22:49	3-5	0-2	1-4	0	3	3	0	5	7	2	2	2	0	0	9
23 Josh Reaves	G	23:51	1-5	0-2	0-0	0	3	3	3	0	2	0	3	4	0	0	5
13 Rasir Bolton		30:54	3-14	2-5	6-8	2	4	6	1	4	14	2	1	0	0	2	8
21 John Harrar		12:16	1-1	0-0	0-0	2	2	4	2	0	2	0	0	0	0	0	8
10 Kyle McCloskey		13:13	1-1	0-0	1-4	1	1	2	1	3	3	0	0	1	0	0	3
35 Trent Buttrick		00:48	0-0	0-0	0-0	0	0	0	0	0	0	0	0	0	0	0	0
0 Mjreon Jones		05:30	1-2	1-2	0-0	0	2	2	0	0	3	0	0	0	0	0	4
Team						1	4	5				0		0			
Totals			20-53	3-15	16-26	9	31	40	15	20	59	12	9	9	5	4	7

Technical Fouls: Stevens 2nd 17:07

Shooting By Period		
1st FG%	12-25	48.0%
3PT%	3-9	33.3%
FT%	5-10	50%
2nd FG%	8-28	28.6%
3PT%	0-6	0.0%
FT%	11-16	68.8%
GM FG%	20-53	37.7%
3PT%	3-15	20.0%
FT%	16-26	61.5%

Dead Ball Rebounds: 6, 0

Northwestern - 52 Record: 12-10 (3-8)

NO. Name		Min	FG M-A	3P M-A	FT M-A	Rebounds OR	DR	TOT	Fouls PF	FD	TP	AS	TO	ST	Blocks BS	BA	+/-
4 Vic Law	F	38:02	3-17	2-8	2-3	1	9	10	4	6	10	6	6	0	1	2	-9
35 Aaron Falzon	F	22:30	0-3	0-3	0-0	1	0	1	1	0	0	2	0	0	0	0	1
5 Dererk Pardon	C	38:36	8-14	0-1	2-3	5	4	9	2	5	18	1	0	2	0	1	-7
11 Anthony Gaines	G	22:43	3-6	0-0	1-1	2	3	5	5	1	7	2	0	1	0	0	2
14 Ryan Taylor	G	17:55	2-5	1-2	0-0	0	0	0	2	1	5	0	1	1	0	0	-4
10 Miller Kopp		22:27	2-9	2-4	0-0	2	2	4	3	1	6	1	1	1	2	2	-3
21 A.J. Turner		31:41	2-7	2-3	0-0	0	3	3	2	0	6	0	4	2	1	0	-11
2 Ryan Greer		04:42	0-1	0-1	0-0	0	0	0	1	0	0	1	1	0	0	0	-4
25 Barret Benson		01:24	0-1	0-0	0-0	0	1	1	1	0	0	0	0	0	0	0	0
Team						1	4	5				0		0			
Totals			20-63	7-22	5-7	12	26	38	21	14	52	13	13	7	4	5	-7

Technical Fouls: Gaines 2nd 17:07

Shooting By Period		
1st FG%	11-31	35.5%
3PT%	4-9	44.4%
FT%	4-4	100%
2nd FG%	9-32	28.1%
3PT%	3-13	23.1%
FT%	1-3	33.3%
GM FG%	20-63	31.7%
3PT%	7-22	31.8%
FT%	5-7	71.4%

Dead Ball Rebounds: 2, 2

	PSU	NU
Biggest lead	8 (2nd 10:00)	8 (1st 15:20)
Best Scoring Run	9 (1st 6:51)	8 (1st 15:20)
Lead Changes	5	
Times Tied	5	
Time with Lead	24:42	11:48

Points from	PSU	NU
Turnovers	14	7
Paint	30	22
Second Chance	8	14
Fast Breaks	20	10
Bench	22	12

Period by Period Scoring	1st	2nd	TOT
PSU	32	27	59
NU	30	22	52

Game 23
#20 Iowa 80, NU 79
Feb. 10, 2019 • Iowa City, Iowa

Despite a statement game by senior forward Vic Law, Northwestern fell to No. 20 Iowa, 80-79, at Carver-Hawkeye Arena on Sunday night. Law tied his career high in the victory with five three-pointers. He finished with 24 points and 10 rebounds, his fourth double-double of the season. The scoring tally was Law's career best against the Hawkeyes; he came into the game posting a maximum of 13 against Iowa. As a team, Northwestern shot 51.8 percent from the field (29-of-56), their best shooting performance of the season. Graduate guard Ryan Taylor also posted a double-digit point scoring performance, concluding with 16 points — his 70th career double-digit game. Redshirt junior forward A.J. Turner also had a productive evening, posting 15 points on six-of-eight shooting. The Wildcats came out of the gates strong with a flurry of three-pointers from Law, who finished the first half five-of-six from beyond the arc. The Chicago native was seven-of-10 from the field in the first stanza overall and posted a game-best 19 points. As a team, Northwestern shot a blistering 50 percent, including a 47 percent clip from three-point range (seven-of-15). NU finished the period with 41 points, its most since in an opening half since posting 44 against Chicago State on December 17, 2018. Chicago's Big Ten Team also commanded the glass in the first period, out-rebounding the Hawkeyes, 21-10. NU had six offensive rebounds while the Hawkeyes had only one. The Wildcats again shot well in the second half, posting a 54 percent clip in the second period. However, Iowa made five of seven three pointers and outscored the 'Cats, 45-38, in the period. Jordan Bohannon hit a last-second three-pointer to give the Hawkeyes their victorious total.

Official Basketball Box Score -- Game Totals -- Final Statistics
Northwestern vs Iowa
02/10/19 5:30 pm at

Northwestern 79 • 12-11

##	Player		Total FG-FGA	3-Ptr FG-FGA	FT-FTA	Rebounds Off	Def	Tot	PF	TP	A	TO	Blk	Stl	Min
04	Vic Law	f	9-14	5-8	1-2	4	6	10	2	24	3	6	0	1	36
05	Dererk Pardon	c	4-8	0-1	5-8	3	4	7	4	13	2	3	0	1	34
25	Barret Benson	c	1-4	0-1	0-0	0	5	5	4	2	0	0	0	0	12
11	Anthony Gaines	g	3-7	0-2	3-3	0	3	3	4	9	2	1	0	1	33
14	Ryan Taylor	g	6-11	2-7	2-2	2	1	3	3	16	3	1	0	1	33
02	Ryan Greer		0-2	0-0	0-0	1	0	1	1	0	1	0	0	0	2
10	Miller Kopp		0-0	0-0	0-0	0	2	2	0	0	1	1	0	0	3
21	A.J. Turner		6-8	1-2	2-3	0	2	2	3	15	1	2	0	1	35
35	Aaron Falzon		0-2	0-2	0-0	0	0	0	2	0	0	0	0	0	12
	Team					0	3	3				1			
	Totals		29-56	8-23	13-18	10	27	37	23	79	13	15	0	5	200

FG % 1st Half: 15-30 50.0% 2nd half: 14-26 53.8% Game: 29-56 51.8%
3FG % 1st Half: 7-15 46.7% 2nd half: 1-8 12.5% Game: 8-23 34.8%
FT % 1st Half: 4-6 66.7% 2nd half: 9-12 75.0% Game: 13-18 72.2%

Deadball Rebounds 3

Iowa 80 • 19-5

##	Player		Total FG-FGA	3-Ptr FG-FGA	FT-FTA	Rebounds Off	Def	Tot	PF	TP	A	TO	Blk	Stl	Min
55	Luka Garza	f	0-4	0-2	0-0	1	0	1	4	0	2	0	0	0	17
25	Tyler Cook	c	5-13	0-0	9-13	2	9	11	3	19	0	2	0	0	37
03	Jordan Bohannon	g	5-9	3-4	2-2	0	0	0	3	15	3	1	0	1	29
04	Isaiah Moss	g	6-12	2-3	2-2	1	2	3	0	16	0	1	0	2	31
10	Joe Wieskamp	g	7-10	3-5	4-4	1	3	4	1	21	0	1	0	1	32
01	Maishe Dailey		0-0	0-0	0-0	0	0	0	0	0	1	2	0	0	7
15	Ryan Kriener		1-2	0-0	1-2	0	0	0	1	3	0	1	0	1	9
30	Connor McCaffery		1-2	1-2	0-0	0	2	2	2	3	5	1	0	1	18
51	Nicholas Baer		1-3	0-1	1-2	0	2	2	1	3	2	2	0	0	20
	Team					2	1	3							
	Totals		26-55	9-17	19-25	7	19	26	15	80	13	11	0	6	200

FG % 1st Half: 12-27 44.4% 2nd half: 14-28 50.0% Game: 26-55 47.3%
3FG % 1st Half: 4-10 40.0% 2nd half: 5-7 71.4% Game: 9-17 52.9%
FT % 1st Half: 7-8 87.5% 2nd half: 12-17 70.6% Game: 19-25 76.0%

Deadball Rebounds 1

Officials: Brian Dorsey,D.J. Carstensen,Larry Scirotto
Technical fouls: Northwestern-None. Iowa-None.
Attendance: 11888
2018-19 Men's Basketball. Round: 0. Iowa vs Northwestern. Played at .

Score by periods	1st	2nd	Total
Northwestern	41	38	**79**
Iowa	35	45	**80**

Game 24
Rutgers 59, NU 56
Feb. 13, 2019 • Evanston, Ill.

Senior forward Vic Law led the Wildcats with a game-high 17 points as Northwestern fell to Rutgers, 59-56, in a back-and-forth affair at the new Welsh-Ryan Arena on Wednesday. The game featured seven lead changes before the Scarlet Knights pulled away to split the series between the teams this season. Law's high scoring performance included a pair of three-pointers in the final two minutes to keep the Wildcats within one possession down the stretch. The double-digit performance marks the 10th time this season the senior captain has scored 10-plus points and the 66th time of his career. Redshirt junior A.J. Turner dished out a team high four assists, while adding 11 points — his eighth double-digit scoring performance of the season. Sophomore guard Anthony Gaines led the team with six rebounds for his tenth game of the season with five-plus rebounds. The first half featured both teams playing defensive-minded basketball, with the score knotted at 22 apiece going into the break. The Wildcats forced Rutgers into ten first half turnovers and held them to one-for-10 shooting from beyond the arc. Graduate guard Ryan Taylor got the Wildcats off to a hot start, hitting his first three field goal attempts for seven of the 'Cats first nine points. He ended with nine points and two steals. Northwestern's defense forced the Scarlet Knights into 16 turnovers in the game, the most against a Big Ten opponent this season.

Official Basketball Box Score - Final
Rutgers at Northwestern
02/13/19 Welsh-Ryan Arena, Evanston, IL
2018-19 Men's Basketball

Game Time: 6:30 PM
Game Duration: 2:09
Attendance: 6,474

Officials:

Rutgers - 59 Record: 12-12

NO. Name		Min	FG M-A	3P M-A	FT M-A	Rebounds OR	DR	TOT	Fouls PF	FD	TP	AS	TO	ST	Blocks BS	BA	+/-
5 Eugene Omoruyi	F	29:03	4-12	1-3	0-3	2	5	7	2	2	11	0	0	0	0	0	5
2 Shaquille Doorson	C	18:55	2-3	0-0	0-0	2	3	5	1	1	4	0	0	1	0	0	2
0 Geo Baker	G	30:33	5-11	1-3	1-1	1	4	5	2	5	12	5	3	2	0	1	3
23 Montez Mathis	G	29:18	5-12	0-5	3-3	1	5	6	2	3	12	0	3	0	0	0	-3
24 Ron Harper Jr.	G	25:35	2-6	0-1	3-3	0	2	2	4	3	7	3	0	0	0	1	-3
15 Myles Johnson		20:58	3-3	0-0	0-3	1	3	4	2	2	6	0	1	0	1	0	-1
13 Shaq Carter		10:16	0-1	0-0	0-0	1	1	2	0	0	0	1	0	0	0	0	1
22 Caleb McConnell		21:47	2-4	1-2	0-0	0	6	6	2	0	5	0	0	1	0	0	4
32 Peter Kiss		09:29	1-5	0-2	0-0	1	2	3	1	0	2	0	1	0	0	1	3
35 Issa Thiam		04:08	0-1	0-0	0-0	0	0	0	0	0	0	0	0	1	0	0	-2
Team						3	1	4				0		3			
Totals			24-58	3-16	8-15	12	32	44	16	16	59	10	16	5	1	3	3

Technical Fouls: Kiss 1st 2:59

Shooting By Period		
1st FG%	10-29	34.5%
3PT%	1-10	10.0%
FT%	1-4	25%
2nd FG%	14-29	48.3%
3PT%	2-6	33.3%
FT%	7-11	63.6%
GM FG%	24-58	41.4%
3PT%	3-16	18.8%
FT%	8-15	53.3%

Dead Ball Rebounds: 4, 0

Northwestern - 56 Record: 12-12

NO. Name		Min	FG M-A	3P M-A	FT M-A	Rebounds OR	DR	TOT	Fouls PF	FD	TP	AS	TO	ST	Blocks BS	BA	+/-
4 Vic Law	F	27:40	6-16	2-7	3-5	1	3	3	4	4	17	4	2	1	0	0	-7
5 Dererk Pardon	C	38:51	3-5	0-0	0-0	0	3	3	3	3	6	4	1	0	0	0	0
25 Barret Benson	C	21:44	1-3	0-1	0-0	2	3	5	1	1	2	1	0	0	2	0	-4
11 Anthony Gaines	G	33:40	1-5	0-3	3-6	1	5	6	1	3	5	2	1	2	0	0	2
14 Ryan Taylor	G	26:32	3-9	1-2	2-2	0	3	3	2	1	9	1	0	2	0	0	-6
10 Miller Kopp		07:24	0-2	0-1	0-0	0	2	2	1	1	0	0	0	0	0	0	-3
21 A.J. Turner		26:23	4-10	2-5	1-2	0	1	1	3	1	11	4	2	1	1	1	4
35 Aaron Falzon		15:28	2-4	2-4	0-0	0	1	1	2	1	6	0	1	0	0	0	7
2 Ryan Greer		02:18	0-1	0-1	0-0	1	0	1	0	0	0	0	0	0	0	0	-4
Team						1	4	5				0		0			
Totals			20-55	7-23	9-15	5	25	30	17	15	56	16	9	6	3	1	-3

Technical Fouls: Law 1st 2:59

Shooting By Period		
1st FG%	9-26	34.6%
FT%	3-6	50%
2nd FG%	11-29	37.9%
3PT%	5-15	40.0%
FT%	6-9	66.7%
GM FG%	20-55	36.4%
3PT%	7-23	30.4%
FT%	9-15	60.0%

Dead Ball Rebounds: 4, 0

	RU	NU
Biggest lead	8 (2nd 6:13)	6 (1st 17:45)
Best Scoring Run	7 (2nd 6:13)	6 (1st 17:45)
Lead Changes	7	
Times Tied	4	
Time with Lead	16:58	17:58

Points from	RU	NU
Turnovers	11	15
Paint	34	14
Second Chance	6	5
Fast Breaks	25	5
Bench	13	17

Period by Period Scoring	1st	2nd	TOT
RU	22	37	59
NU	22	34	56

genius sports

Game 25
Nebraska 59, NU 50
Feb. 16, 2019 • Lincoln, Neb.

Northwestern was topped by Nebraska, 59-50, on Saturday night at the Pinnacle Bank Arena. Senior forward Vic Law paced the Wildcats with 15 points. He scored 15-plus points for the third-straight game — the first time he has done so in three-consecutive Big Ten competitions. Senior center Dererk Pardon picked up his 15th double-double of the season, ending with 13 points and 12 rebounds. Sophomore guard Anthony Gaines had 10 points, including a career-high tying two three-pointers. Nebraska led, 28-23, in the first half. Law posted a game-best 10 points in the first stanza, going four-for-seven from the field, including a three-pointer. Pardon and Gaines combined for 11 rebounds in the first half, with Pardon leading the way with six. The Wildcats came out with an effective offensive performance to start the second half. NU took the lead, 36-35, over the Huskers with a hookshot jumper from Pardon. The Cornhuskers used a late,11-0, run to down the Wildcats. Northwestern outshot Nebraska in the second period, 36 percent to 30 percent.

Official Basketball Box Score - Final
Northwestern at Nebraska
02/16/19 Pinnacle Bank Arena, Lincoln, Neb.
Nebraska vs. Northwestern

Game Time: 7:45 PM
Game Duration: 1:52
Attendance: 15,507
Officials: Mike Eades, Chris Beaver, Brandon Cruz

Northwestern - 50 Record: 12-13

NO.	Name		Min	FG M-A	3P M-A	FT M-A	Rebounds OR	DR	TOT	Fouls PF	FD	TP	AS	TO	ST	Blocks BS	BA	+/-
4	Vic Law	F	35:03	6-15	1-8	2-3	0	4	4	2	5	15	2	3	2	1	2	-5
5	Dererk Pardon	C	38:03	5-12	1-2	2-2	4	8	12	1	1	13	3	4	1	0	0	-11
25	Barret Benson	C	21:55	1-4	0-1	0-0	4	6	10	2	1	2	0	2	0	2	1	-6
11	Anthony Gaines	G	34:36	4-12	2-7	0-0	1	7	8	0	1	10	1	3	1	1	1	-7
14	Ryan Taylor	G	19:58	1-4	0-1	0-0	1	0	1	2	0	2	1	0	0	0	0	0
21	A.J. Turner		12:15	2-4	1-2	0-0	0	2	2	3	0	5	1	0	0	1	1	-9
35	Aaron Falzon		18:56	0-3	0-2	0-0	0	1	1	4	0	0	0	2	0	0	1	1
2	Ryan Greer		04:06	0-0	0-0	0-0	0	1	1	0	0	0	0	1	0	0	0	-2
10	Miller Kopp		15:08	1-4	0-2	1-3	0	0	0	0	1	3	0	0	0	0	1	-6
Team							1	2	3				0		0			
Totals			20-58	5-25	5-8	11	31	42	14	9	50	8	15	4	5	7	-9	

Technical Fouls: NONE

Shooting By Period		
1st FG%	10-30	33.3%
3PT%	2-12	16.7%
FT%	1-2	50%
2nd FG%	10-28	35.7%
3PT%	3-13	23.1%
FT%	4-6	66.7%
GM FG%	20-58	34.5%
3PT%	5-25	20.0%
FT%	5-8	62.5%

Dead Ball Rebounds: 3, 0

Nebraska - 59 Record: 15-11

NO.	Name		Min	FG M-A	3P M-A	FT M-A	Rebounds OR	DR	TOT	Fouls PF	FD	TP	AS	TO	ST	Blocks BS	BA	+/-
15	Isaiah Roby	F	38:03	7-19	3-8	2-3	5	11	16	0	4	19	2	2	2	5	1	11
20	Tanner Borchardt	F	33:00	1-3	0-0	0-0	3	2	5	2	0	2	0	0	0	0	1	3
0	James Palmer	G	37:00	3-17	0-6	7-9	2	2	4	3	6	13	6	1	2	0	1	10
5	Glynn Watson Jr.	G	36:32	5-12	2-5	0-0	2	4	6	2	2	12	2	1	2	0	1	8
12	Thomas Allen	G	37:54	3-9	1-3	2-2	0	4	4	1	2	9	2	3	0	1	1	5
34	Thorir Thorbjarnarson		06:11	1-2	0-0	0-0	0	1	1	0	0	2	1	1	1	0	0	2
1	Amir Harris		07:28	1-1	0-0	0-0	0	1	1	1	0	2	0	0	1	0	0	4
45	Brady Heiman		03:52	0-1	0-0	0-0	0	0	0	0	0	0	0	0	0	1	0	2
Team							2	2	4				0		0			
Totals			21-64	6-22	11-14	14	27	41	9	14	59	13	8	8	7	5	9	

Technical Fouls: NONE

Shooting By Period		
1st FG%	10-27	37.0%
3PT%	3-11	27.3%
FT%	5-8	62.5%
2nd FG%	11-37	29.7%
3PT%	3-11	27.3%
FT%	6-6	100%
GM FG%	21-64	32.8%
3PT%	6-22	27.3%
FT%	11-14	78.6%

Dead Ball Rebounds: 1, 0

	NOR	NEB
Biggest lead	1 (1st 19:06)	12 (2nd 3:52)
Best Scoring Run	5 (1st 7:45)	11 (2nd 3:52)
Lead Changes	8	
Times Tied	1	
Time with Lead	03:51	34:47

Points from	NOR	NEB
Turnovers	6	16
Paint	22	26
Second Chance	7	7
Fast Breaks	0	12
Bench	8	4

Period by Period Scoring	1st	2nd	TOT
NOR	23	27	50
NEB	28	31	59

Game Notes: Actual attendance 12,743 •

Game 26
Ohio State 63, NU 49
Feb. 20, 2019 • Columbus, Ohio

Northwestern dropped a 63-49 contest to Ohio State at Value City Arena. Senior forward Vic Law finished with a team-best 10 points, his 21st game this season scoring double-digit points. Law also added seven rebounds — his 14th time finishing a contest with seven-plus boards. As has been Northwestern's calling card this season, the Wildcats were exceptionally effective at defending the three-point arc, limiting the Buckeyes to a 20 percent clip (4-of-20). The 'Cats came into the game leading the Big Ten with a 29.6 opposing three point shooting percentage. NU limited Ohio State to 63 points, the 17th time this season that the Wildcats have held a major conference opponent below their season scoring average. OSU came into the contest averaging 70.6 points per game. NU has performed the feat in nine-straight games dating back to Jan. 18 at Rutgers. Despite the setback, NU took good care of the basketball, only committing eight turnovers — the fourth-lowest output this season. The contest started low-scoring, as OSU led NU, 3-2, at the first media timeout. The game was low-scoring at the halftime break but Ohio State led, 24-20.

Official Basketball Box Score -- Game Totals -- Final Statistics
Northwestern vs Ohio St.
02/20/19 8:30 pm at

Northwestern 49 • 12-14

##	Player		Total FG-FGA	3-Ptr FG-FGA	FT-FTA	Rebounds Off	Def	Tot	PF	TP	A	TO	Blk	Stl	Min
04	Vic Law	f	3-8	1-3	3-6	0	7	7	1	10	2	1	0	0	35
05	Dererk Pardon	c	4-9	0-2	0-0	4	5	9	3	8	2	1	0	0	31
25	Barret Benson	c	0-3	0-1	1-2	2	3	5	2	1	2	2	0	0	17
11	Anthony Gaines	g	2-4	1-2	2-2	0	2	2	2	7	0	0	0	2	25
14	Ryan Taylor	g	1-6	0-4	2-2	0	1	1	2	4	0	0	0	2	20
02	Ryan Greer		1-2	1-1	0-0	0	1	1	0	3	0	0	0	0	4
10	Miller Kopp		1-7	0-4	0-0	1	2	3	2	2	1	1	0	0	18
21	A.J. Turner		4-9	1-5	0-0	0	1	1	2	9	0	1	0	0	27
35	Aaron Falzon		2-9	1-7	0-0	1	3	4	1	5	1	1	0	0	23
	Team					3	0	3				1			
	Totals		18-57	5-29	8-12	11	25	36	15	49	8	8	0	4	200

FG % 1st Half: 7-24 29.2% 2nd half: 11-33 33.3% Game: 18-57 31.6%
3FG % 1st Half: 2-11 18.2% 2nd half: 3-18 16.7% Game: 5-29 17.2%
FT % 1st Half: 4-6 66.7% 2nd half: 4-6 66.7% Game: 8-12 66.7%

Deadball Rebounds 2

Ohio St. 63 • 17-9

##	Player		Total FG-FGA	3-Ptr FG-FGA	FT-FTA	Rebounds Off	Def	Tot	PF	TP	A	TO	Blk	Stl	Min
24	Andre Wesson	f	3-6	0-2	1-2	0	5	5	1	7	1	2	0	0	31
34	Kaleb Wesson	f	8-14	1-4	5-5	2	6	8	1	22	4	2	2	1	33
01	Luther Muhammad	g	0-4	0-2	2-2	0	3	3	2	2	3	0	0	1	31
02	Musa Jallow	g	0-0	0-0	0-0	0	2	2	0	0	0	0	1	0	5
03	C.J. Jackson	g	2-8	1-5	0-0	0	2	2	4	5	2	1	0	0	18
04	Duane Washington Jr.		3-7	2-5	0-0	0	5	5	0	8	2	0	0	1	28
10	Justin Ahrens		2-2	0-0	0-0	0	2	2	1	4	1	0	0	0	7
14	Joey Lane		0-1	0-0	0-0	0	0	0	0	0	0	0	0	0	1
23	Jaedon LeDee		0-0	0-0	0-0	0	0	0	0	0	0	0	0	0	1
25	Kyle Young		4-5	0-0	0-0	2	2	4	2	8	2	0	0	0	14
32	Keyshawn Woods		3-7	0-2	1-1	1	2	3	1	7	3	3	1	0	30
40	Danny Hummer		0-0	0-0	0-0	0	0	0	0	0	0	0	0	0	1
	Team					0	1	1							
	Totals		25-54	4-20	9-10	5	30	35	12	63	18	8	4	3	200

FG % 1st Half: 9-24 37.5% 2nd half: 16-30 53.3% Game: 25-54 46.3%
3FG % 1st Half: 2-12 16.7% 2nd half: 2-8 25.0% Game: 4-20 20.0%
FT % 1st Half: 4-5 80.0% 2nd half: 5-5 100.0 Game: 9-10 90.0%

Deadball Rebounds 0

Officials: Rob Riley,Terry Oglesby,Larry Scirotto
Technical fouls: Northwestern-None. Ohio St.-None.
Attendance: 12032
2018-19 Men's Basketball. Round: 0. Northwestern vs Ohio St.. Played at .

Score by periods	1st	2nd	Total
Northwestern	20	29	**49**
Ohio St.	24	39	**63**

Game 27
#22 Wisconsin 69, NU 64
Feb. 23, 2019 • Evanston, Ill.

Northwestern fell to No. 22 Wisconsin at Welsh-Ryan Arena, 69-64. Seniors Vic Law and Dererk Pardon each logged 20-plus point games in the tight contest. The game was tied as late as 3:15 left in the second half with both squads knotted up at 60 points apiece. Law made three three-pointers in slightly over two minutes toward the end of the game to put the contest in striking distance. Law poured in 24 points and contributed six assists, both game highs. This is his 22nd double-digit scoring effort of the season and 69th of his career, as well as the seventh time this season he has scored 20-plus points. NU was also aided by the production of the senior captain Pardon, who ended with 21 points, shooting 9-for-12 from the field including several emphatic dunks. The program leader in career field goal percentage did a solid job on the other side of the ball as well, holding two-time first-team All-Big Ten selection Ethan Happ to just five points on 2-for-6 shooting in the first half while also tallying a pair of blocks. As a team, Northwestern committed just three turnovers over the course of the game, their lowest number in a contest all season. The 'Cats also covered their average blocks per game in the first half alone with five. This game was a team effort as a total of seven 'Cats contributed to the scoring effort while four Wildcats had at least one block. Five different Northwestern players tallied a steal.

Official Basketball Box Score -- Game Totals -- Final Statistics
Wisconsin vs Northwestern
02/23/19 7:30 pm at

Wisconsin 69 • 19-8

##	Player		Total FG-FGA	3-Ptr FG-FGA	FT-FTA	Rebounds Off	Def	Tot	PF	TP	A	TO	Blk	Stl	Min
22	Ethan Happ	f	6-11	0-0	2-4	2	8	10	3	14	3	3	2	1	35
35	Nate Reuvers	f	2-4	0-1	2-2	2	7	9	4	6	1	0	1	0	25
00	D'Mitrik Trice	g	5-13	4-9	0-0	0	1	1	1	14	3	2	1	0	32
21	Khalil Iverson	g	4-8	0-0	3-4	1	4	5	3	11	1	2	0	0	31
34	Brad Davison	g	5-11	1-4	5-6	0	6	6	2	16	3	3	0	0	35
01	Brevin Pritzl		1-2	0-0	0-0	1	0	1	2	2	0	0	0	0	15
02	Aleem Ford		2-5	2-5	0-0	0	1	1	0	6	1	0	0	0	14
15	Charles Thomas IV		0-0	0-0	0-0	0	0	0	0	0	0	0	0	0	3
23	Kobe King		0-1	0-0	0-0	0	1	1	0	0	0	0	0	0	10
	Team					2	2	4							
	Totals		25-55	7-19	12-16	8	30	38	15	69	12	10	4	1	200

FG % 1st Half: 12-30 40.0% 2nd half: 13-25 52.0% Game: 25-55 45.5%
3FG % 1st Half: 4-10 40.0% 2nd half: 3-9 33.3% Game: 7-19 36.8%
FT % 1st Half: 3-5 60.0% 2nd half: 9-11 81.8% Game: 12-16 75.0%

Deadball Rebounds 1

Northwestern 64 • 12-15

##	Player		Total FG-FGA	3-Ptr FG-FGA	FT-FTA	Rebounds Off	Def	Tot	PF	TP	A	TO	Blk	Stl	Min
04	Vic Law	f	8-16	4-6	4-6	0	4	4	2	24	6	1	2	1	38
35	Aaron Falzon	f	1-6	0-5	0-0	0	2	2	1	2	0	0	0	2	23
05	Dererk Pardon	c	9-12	0-1	3-4	1	2	3	3	21	2	1	2	1	37
11	Anthony Gaines	g	2-8	1-3	1-2	2	3	5	4	6	3	0	1	0	25
14	Ryan Taylor	g	1-5	1-4	0-0	0	3	3	1	3	2	0	2	1	18
10	Miller Kopp		1-5	0-2	0-0	0	4	4	3	2	1	0	0	0	26
21	A.J. Turner		2-6	0-0	2-2	0	3	3	1	6	3	1	0	0	30
25	Barret Benson		0-1	0-0	0-0	0	0	0	0	0	0	0	0	1	3
	Team					5	4	9							
	Totals		24-59	6-21	10-14	8	25	33	15	64	17	3	7	6	200

FG % 1st Half: 13-34 38.2% 2nd half: 11-25 44.0% Game: 24-59 40.7%
3FG % 1st Half: 3-12 25.0% 2nd half: 3-9 33.3% Game: 6-21 28.6%
FT % 1st Half: 3-3 100.0 2nd half: 7-11 63.6% Game: 10-14 71.4%

Deadball Rebounds 1

Officials: Donnie Eppley,Steve McJunkins,Lamont Simpson
Technical fouls: Wisconsin-None. Northwestern-None.
Attendance: 7039
2018-19 Men's Basketball. Round: 0. Northwestern vs Wisconsin. Played at .

Score by periods	1st	2nd	Total
Wisconsin	31	38	**69**
Northwestern	32	32	**64**

Game 28
Minnesota 62, NU 50
Feb. 28, 2019 • Evanston, Ill.

Northwestern fell to Minnesota, 62-50, at the new Welsh-Ryan Arena. Dererk Pardon recorded his seventh double-double of the season and 16th of his career with 16 points and 13 rebounds. He shot 6-for-11 from the floor to help maintain his position as the player with the highest career field goal percentage in Wildcat history. Vic Law dished out a career-high seven assists while adding 13 points, marking the 23rd time this season he has scored in double-figures. The Wildcats also got valuable minutes off the bench from Miller Kopp. The first-year tied a career high with two three-pointers en route to a nine-point performance to bring NU within four of the Golden Gophers. Northwestern continued to share the ball well, assisting on 13 of its 18 field goals. They now own a 61.8 percent assist rate on the campaign, one of the top in the nation. Late in the half, senior captains Pardon and Law combined for a trio of buckets to give the Wildcats momentum heading into the break. Pardon grabbed 10 rebounds in the frame, marking the eighth time this season he has recorded double-digit boards. Kopp paced the Wildcats with seven points at the halfway point. Pardon continued to have his way in the second stanza, grabbing a pair of early baskets before hitting the fourth three-pointer of his career. Sophomore Anthony Gaines kept up the intensity on the defensive end with career-high with four steals, all coming in the second half.

Official Basketball Box Score - Final
Minnesota vs Northwestern
02/28/19 Welsh-Ryan Arena, Evanston, IL

Game Time: 8:00 PM
Game Duration: 1:46

Minnesota - 62 • 18-11 (8-10)

##	Player		Total FG-FGA	3-Ptr FG-FGA	FT-FTA	Rebounds Off	Def	Tot	PF	TP	A	TO	Blk	Stl	Min
3	Jordan Murphy	F	3-10	0-1	0-1	2	5	7	2	6	2	3	1	1	35:33
25	Daniel Oturu	C	2-7	0-0	2-3	2	8	10	1	6	0	1	0	0	31:08
1	Dupree McBrayer	G	1-6	1-5	2-2	0	3	3	1	5	1	1	1	4	34:15
5	Amir Coffey	G	12-19	3-6	5-7	1	11	12	1	32	3	3	1	0	40:00
22	Gabe Kalscheur	G	2-5	1-2	2-2	0	1	1	4	7	2	3	0	2	37:33
42	Michael Hurt		0-0	0-0	0-0	0	0	0	1	0	0	0	0	0	03:47
24	Eric Curry		1-4	0-0	4-4	0	4	4	3	6	1	1	2	0	13:19
31	Brock Stull		0-0	0-0	0-0	0	0	0	0	0	0	0	0	1	04:25
	Team					1	1	2				0			
	Totals		21-51	5-14	15-19	6	33	39	13	62	9	12	5	8	200:00

FG %	1st:	10-26	38.5%	2nd:	11-25	44.0%	Game:	21-51	41.2%
3PT %	1st:	2-7	28.6%	2nd:	3-7	42.9%	Game:	5-14	35.7%
FT %	1st:	10-12	83.3%	2nd:	5-7	71.4%	Game:	15-19	78.9%

DeadBall Rebounds
0, 0

Northwestern - 50 • 12-16 (3-14)

##	Player		Total FG-FGA	3-Ptr FG-FGA	FT-FTA	Rebounds Off	Def	Tot	PF	TP	A	TO	Blk	Stl	Min
4	Vic Law	F	5-13	2-6	1-2	1	3	4	2	13	7	5	1	1	37:10
35	Aaron Falzon	F	1-3	1-3	0-0	0	1	1	2	3	1	0	1	0	15:50
5	Dererk Pardon	C	6-11	1-1	3-4	2	11	13	0	16	1	1	0	2	39:11
11	Anthony Gaines	G	3-9	1-3	2-2	0	4	4	3	9	3	2	0	4	24:15
14	Ryan Taylor	G	0-3	0-1	0-0	0	1	1	2	0	0	0	0	0	13:23
25	Barret Benson		0-0	0-0	0-0	0	0	0	2	0	0	1	0	0	01:14
22	Pete Nance		0-3	0-2	0-0	0	3	3	3	0	0	2	1	1	21:49
10	Miller Kopp		3-7	2-5	1-2	0	3	3	2	9	0	1	1	0	28:44
21	A.J. Turner		0-3	0-2	0-0	0	0	0	1	0	0	2	0	0	12:58
2	Ryan Greer		0-1	0-1	0-0	0	0	0	1	0	1	0	0	1	05:26
	Team					0	0	0				0			
	Totals		18-53	7-24	7-10	3	26	29	18	50	13	14	4	9	200:00

FG %	1st:	8-27	29.6%	2nd:	10-26	38.5%	Game:	18-53	34.0%
3PT %	1st:	3-13	23.1%	2nd:	4-11	36.4%	Game:	7-24	29.2%
FT %	1st:	1-3	33.3%	2nd:	6-7	85.7%	Game:	7-10	70.0%

DeadBall Rebounds
2, 2

Officials: Paul Sarle, Keith Kimble, Terry Oglesby
Technical fouls: Minnesota - NONE Northwestern - NONE
Attendance: 6869

Score by periods	1st	2nd	Total
Minnesota	32	30	**62**
Northwestern	20	30	**50**

Points	In Paint	Off T/O	2nd Chance	Fast Break	Bench
MIN	26	17	9	10	6
NU	22	17	4	18	9

Score tied - 0 times.
Lead changed - 2 times.

Last FG - MN 2nd-0:20, NU 2nd - 0:54.
Largest lead - MN by 20 2nd - 8:50, NU by 1 1st - 19:27
MN led for 39:22. NU led for 0:22. Game was tied for 00:00

Game 29
Illinois 81, NU 76
March 3, 2019 • Champaign, Ill.

Despite a late comeback attempt, Northwestern was topped by Illinois, 81-76, at the State Farm Center. Senior center Dererk Pardon again was dominant, scoring 16 points. Graduate guard Ryan Taylor, first-year forward Miller Kopp, and redshirt junior forward A.J. Turner joined Pardon in double-digits, finishing with 13, 13, and 12, respectively. Illinois held a 12-point advantage after the first stanza, leading the contest, 39-27. NU did dominate offensive rebounding in the first half, leading Illinois, 5-1, in the category. Northwestern outscored Illinois, 49-42, in the second half. NU held Illinois without a field goal over the final six minutes and 13 seconds of the affair. The Wildcats' three-point shooting finally found its groove in the second half with five makes from beyond the arc in the first 10 minutes back from intermission. Ryan Taylor was responsible for three of those three-pointers, marking his first game with three-plus three-pointers since making four at Rutgers on Jan. 18, 2019. Miller Kopp also assisted in the NU outburst, making back-to-back-to-back buckets to close the Illinois lead to only six. An emphatic fastbreak dunk by Kopp made the score 56-50 before a fastbreak layup made it 58-52. The NU offense went through a bit of a lull but picked back up with three minutes left in the game. A Pardon free throw made the contest a six-point game with the Fighting Illini leading, 74-68, at 1:49 left in the game. With 44 seconds in the contest, Kopp made a clutch free throw to make it a five-point game at 76-71. Illinois would make their final free throws to win, 81-76.

Official Basketball Box Score -- Game Totals -- Final Statistics
Northwestern vs Illinois
03/03/19 5:30 pm at

Northwestern 76 • 13-17

##	Player		Total FG-FGA	3-Ptr FG-FGA	FT-FTA	Rebounds Off	Def	Tot	PF	TP	A	TO	Blk	Stl	Min
04	Vic Law	f	3-11	1-5	2-2	0	5	5	5	9	2	4	0	1	32
10	Miller Kopp	f	4-11	2-6	3-3	1	2	3	2	13	1	0	0	1	18
05	Dererk Pardon	c	5-10	0-0	6-9	5	5	10	3	16	3	1	3	1	36
11	Anthony Gaines	g	2-6	0-2	5-5	1	5	6	5	9	4	1	0	0	35
14	Ryan Taylor	g	5-10	3-5	0-0	0	3	3	3	13	0	0	0	2	23
02	Ryan Greer		0-1	0-1	0-0	0	0	0	2	0	3	2	0	0	13
21	A.J. Turner		5-13	1-8	1-2	0	1	1	4	12	1	0	0	1	29
22	Pete Nance		1-1	0-0	0-1	0	2	2	2	2	0	0	0	0	8
25	Barret Benson		1-2	0-0	0-0	1	1	2	1	2	0	0	0	0	3
35	Aaron Falzon		0-1	0-1	0-0	0	0	0	0	0	0	0	0	0	3
	Team					0	0	0							
	Totals		26-66	7-28	17-22	8	24	32	27	76	14	8	3	6	200

FG %	1st Half:	10-34	29.4%	2nd half:	16-32	50.0%	Game:	26-66	39.4%
3FG %	1st Half:	1-14	7.1%	2nd half:	6-14	42.9%	Game:	7-28	25.0%
FT %	1st Half:	6-8	75.0%	2nd half:	11-14	78.6%	Game:	17-22	77.3%

Deadball Rebounds
1

Illinois 81 • 11-19

##	Player		Total FG-FGA	3-Ptr FG-FGA	FT-FTA	Rebounds Off	Def	Tot	PF	TP	A	TO	Blk	Stl	Min
15	Giorgi Bezhanishvili	f	2-6	0-2	8-8	0	7	7	4	12	0	4	2	0	28
01	Trent Frazier	g	2-6	1-2	6-6	0	3	3	2	11	5	1	0	1	33
11	Ayo Dosunmu	g	4-9	3-5	1-3	0	5	5	4	12	5	1	0	0	30
20	Da'Monte Williams	g	2-2	1-1	1-2	1	2	3	3	6	1	0	0	1	14
23	Aaron Jordan	g	1-6	1-4	0-0	0	10	10	1	3	1	1	0	1	33
00	Alan Griffin		2-3	0-1	0-0	0	1	1	2	4	1	2	0	0	13
02	Kipper Nichols		2-3	0-1	1-1	0	2	2	0	5	0	0	0	0	7
05	Tevian Jones		1-2	0-0	0-0	0	0	0	1	2	0	0	0	0	5
10	Andres Feliz		5-9	0-0	16-17	2	3	5	4	26	3	1	0	3	29
12	Adonis De La Rosa		0-1	0-0	0-1	0	2	2	1	0	0	0	0	1	8
32	Tyler Underwood		0-0	0-0	0-0	0	0	0	0	0	0	0	0	0	0+
	Team					2	0	2			2				
	Totals		21-47	6-16	33-38	5	35	40	22	81	16	12	2	7	200

FG %	1st Half:	12-25	48.0%	2nd half:	9-22	40.9%	Game:	21-47	44.7%
3FG %	1st Half:	5-10	50.0%	2nd half:	1-6	16.7%	Game:	6-16	37.5%
FT %	1st Half:	10-13	76.9%	2nd half:	23-25	92.0%	Game:	33-38	86.8%

Deadball Rebounds
2,1

Officials: Bo Boroski,Kelly Pfleifer,Steve McJunkins
Technical fouls: Northwestern-None. Illinois-None.
Attendance: 13924
2018-19 Men's Basketball. Round: 0. Illinois vs Northwestern. Played at .

Score by periods	1st	2nd	Total
Northwestern	27	49	**76**
Illinois	39	42	**81**

Game 30
NU 68, Ohio State 50
March 6, 2019 • Evanston, Ill.

Northwestern took down Ohio State, 68-50, at the new Welsh-Ryan Arena, thanks to a stingy defensive game and an all-around offensive performance. The Wildcats never relinquished the lead in the game, opening the contest on a 12-2 scoring run. The 'Cats held Ohio State without a made field goal for the game's opening eight minutes, shooting 0-of-13 from the field, and held the Buckeyes to shooting 26.6 percent in the game. This marks the 19th contest this year in which NU held a major conference opponent to below their scoring average (Ohio State entered the game averaging 70.1 ppg). The Wildcats led, 28-17, at the break, outscoring the Buckeyes in the paint, 16-6. Vic Law led the team with eight first-half points on 4-of-5 shooting, followed by Anthony Gaines contributing six points. NU's bench tallied 12 points compared to OSU's bench scoring four points, with A.J. Turner led the way with five points and Barret Benson added four points in the game's opening 20 minutes. The Wildcats extended their lead in the second half in part due to a huge performance from Dererk Pardon. He finished the game with 20 points and 13 rebounds, capping his 8th double-double of the season. With his 13 rebounds, Pardon moved into sole possession for fifth place among Northwestern's career rebounding list. NU dominated near the basket, outscoring Ohio State, 36-20, in points in the paint. The 'Cats offense operated very efficiently, dishing out 15 assists with only five turnovers.

Official Basketball Box Score -- Game Totals -- Final Statistics
Ohio St. vs Northwestern
03/06/19 8:00 pm at

Ohio St. 50 • 18-12

##	Player		Total FG-FGA	3-Ptr FG-FGA	FT-FTA	Rebounds Off	Def	Tot	PF	TP	A	TO	Blk	Stl	Min
10	Justin Ahrens	f	1-7	1-4	0-0	1	6	7	1	3	0	1	0	0	23
24	Andre Wesson	f	0-8	0-6	2-3	1	0	1	4	2	2	1	0	0	30
25	Kyle Young	f	3-5	0-0	1-2	3	1	4	3	7	2	3	2	1	26
01	Luther Muhammad	g	0-4	0-2	3-3	1	3	4	1	3	0	2	0	0	29
32	Keyshawn Woods	g	5-11	1-3	4-6	0	7	7	3	15	1	0	0	0	34
02	Musa Jallow		0-0	0-0	0-0	0	0	0	0	0	0	0	0	0	1
03	C.J. Jackson		4-11	1-4	0-0	1	0	1	0	9	2	1	0	0	25
04	Duane Washington Jr.		4-14	1-7	2-3	0	6	6	2	11	1	0	0	1	27
23	Jaedon LeDee		0-4	0-0	0-0	2	1	3	1	0	0	1	0	0	5
	Team					9	3	12							
	Totals		17-64	4-26	12-17	18	27	45	15	50	8	9	2	2	200

FG %	1st Half:	4-28	14.3%	2nd half:	13-36	36.1%	Game:	17-64	26.6%
3FG %	1st Half:	1-12	8.3%	2nd half:	3-14	21.4%	Game:	4-26	15.4%
FT %	1st Half:	8-12	66.7%	2nd half:	4-5	80.0%	Game:	12-17	70.6%

Deadball Rebounds
2

Northwestern 68 • 13-16

##	Player		Total FG-FGA	3-Ptr FG-FGA	FT-FTA	Rebounds Off	Def	Tot	PF	TP	A	TO	Blk	Stl	Min
04	Vic Law	f	5-10	0-3	0-0	0	6	6	1	10	3	0	2	1	34
10	Miller Kopp	f	2-7	0-4	2-2	0	1	1	3	6	4	0	1	1	26
05	Dererk Pardon	c	8-10	1-1	3-3	6	7	13	2	20	1	2	1	1	28
11	Anthony Gaines	g	3-11	0-3	3-4	1	4	5	3	9	2	1	0	0	27
14	Ryan Taylor	g	1-3	1-1	0-0	0	1	1	3	3	0	0	0	0	10
02	Ryan Greer		1-2	1-1	2-2	0	0	0	1	5	0	0	0	1	12
21	A.J. Turner		4-8	2-4	0-0	0	1	1	1	10	2	0	0	1	32
22	Pete Nance		0-2	0-1	1-2	0	1	1	0	1	0	2	0	0	9
25	Barret Benson		2-3	0-0	0-0	0	3	3	2	4	0	0	2	1	9
35	Aaron Falzon		0-2	0-2	0-0	0	4	4	1	0	3	0	1	0	13
	Team					0	4	4							
	Totals		26-58	5-20	11-13	7	32	39	17	68	15	5	7	6	200

FG %	1st Half:	11-28	39.3%	2nd half:	15-30	50.0%	Game:	26-58	44.8%
3FG %	1st Half:	1-7	14.3%	2nd half:	4-13	30.8%	Game:	5-20	25.0%
FT %	1st Half:	5-6	83.3%	2nd half:	6-7	85.7%	Game:	11-13	84.6%

Deadball Rebounds
0

Officials: Lewis Garrison,Rob Riley,Larry Scirotto
Technical fouls: Ohio St.-None. Northwestern-None.
Attendance: 6534
2018-19 Men's Basketball. Round: 0. Northwestern vs Ohio St.. Played at .

Score by periods	1st	2nd	Total
Ohio St.	17	33	**50**
Northwestern	28	40	**68**

Game 31
#11 Purdue 70, NU 57
March 9, 2019 • Evanston, Ill.

Vic Law and Dererk Pardon combined for 21 points and nine rebounds as the Wildcats celebrated senior day at the new Welsh-Ryan Arena, while Northwestern lost to Purdue 70-57. Northwestern shot 11-24 from three in the game, tied for their second most made threes in a game this season. Law finished with 13 points in 30 minutes, before leaving the game with a lower body injury. AJ Turner led the #B1GCats with 14 points, with four threes late in the game, while adding three assists. Pardon finished his Welsh-Ryan career with eight points, two rebounds and two assists, while Anthony Gaines recorded nine points to go with his three rebounds and three assists. Purdue jumped out to early 10-3 lead, but the Wildcats charged right back. Law, Kopp, and Gaines scored all of NU's first 20 points as the Wildcats pulled within 22-20 with five minutes left in the first. Northwestern's stingy defense held Purdue to just 34 percent shooting in the half, well beneath their season average of 45 percent.After being held quiet in the first half, Northwestern's seniors made noise in their last home half of basketball. Law started the half with a three, before Pardon scored on consecutive possessions and Falzon rained in from deep to pull the Wildcats within ten at 44-35. As the Boilermakers looked to be gaining steam, it was Turner's turn to shine. A pair of corner threes brought Welsh-Ryan to life and cut the score to 54-47 with nine minutes to go. It happened again five minutes later, when Taylor slipped into the corner for a pair of consecutive threes to keep the Wildcats within reach at 63-55. Eventually, the clock ran out for the last time at Welsh-Ryan in the 2018 season, with Purdue ahead 70-57.

Official Basketball Box Score - Final
Purdue at Northwestern
03/09/19 Welsh-Ryan Arena, Evanston, IL
2018-19 Men's Basketball

Game Time: 1:30 PM
Game Duration: 1:57
Attendance: 7,039

Officials: Terry Wymer, Paul Sasic, DJ Carstarsen

Purdue - 70 Record: 23-8 (15-4)

NO.	Name		Min	FG M-A	3P M-A	FT M-A	Rebounds OR	DR	TOT	Fouls PF	FD	TP	AS	TO	ST	Blocks BS	BA	+/-
24	Grady Eifert	F	30:32	1-2	1-2	0-0	1	1	2	2	0	3	2	0	0	0	0	10
32	Matt Haarms	F	26:02	4-5	0-1	3-3	2	4	6	3	5	11	2	1	2	3	0	5
3	Carsen Edwards	G	35:06	6-18	3-10	6-7	0	5	5	4	2	21	5	1	1	0	3	13
14	Ryan Cline	G	35:41	2-8	1-4	3-4	0	2	2	2	3	8	2	0	1	0	0	21
20	Nojel Eastern	G	29:45	5-9	0-0	5-7	1	4	5	1	5	15	3	2	0	0	1	6
50	Trevion Williams		13:58	3-4	0-0	0-0	3	4	7	1	0	6	1	0	1	1	0	8
2	Eric Hunter Jr.		10:15	1-6	1-5	0-0	0	1	1	0	0	3	0	0	1	0	0	7
1	Aaron Wheeler		09:28	0-1	0-0	0-0	3	2	5	1	1	0	0	1	0	0	0	3
55	Sasha Stefanovic		09:13	1-3	1-2	0-2	0	1	1	0	2	3	0	1	0	0	0	-8
Team							0	3	3			0		1				
Totals				23-56	7-24	17-23	10	27	37	14	18	70	15	7	6	4	4	13

Technical Fouls: NONE

Shooting By Period		
1st FG%	11-32	34.4%
3PT%	5-16	31.3%
FT%	6-12	50%
2nd FG%	12-24	50.0%
3PT%	2-8	25.0%
FT%	11-11	100%
GM FG%	23-56	41.1%
3PT%	7-24	29.2%
FT%	17-23	73.9%

Dead Ball Rebounds: 2, 0

Northwestern - 57 Record: 13-18 (4-16)

NO.	Name		Min	FG M-A	3P M-A	FT M-A	Rebounds OR	DR	TOT	Fouls PF	FD	TP	AS	TO	ST	Blocks BS	BA	+/-
4	Vic Law	F	30:24	4-10	3-6	2-2	0	7	7	2	3	13	1	1	0	0	0	-6
34	Charlie Hall	F	02:40	0-0	0-0	0-0	0	0	0	1	0	0	0	0	0	0	0	-1
35	Aaron Falzon	F	17:41	1-3	1-2	0-0	0	0	0	1	0	3	0	0	1	0	1	-15
5	Dererk Pardon	C	31:57	3-11	0-2	2-2	0	2	2	2	6	8	2	3	1	0	2	-6
11	Anthony Gaines	G	30:24	3-5	1-1	2-2	0	3	3	4	1	9	3	2	0	1	1	-9
10	Miller Kopp		25:30	2-5	1-3	2-2	0	3	3	4	1	7	2	1	0	1	0	-12
23	A.J. Turner		30:43	5-9	4-7	0-0	0	0	0	0	1	14	3	1	1	0	0	-2
22	Pete Nance		21:33	1-5	1-3	0-0	0	5	5	2	1	3	2	2	0	2	0	-4
25	Barret Benson		08:03	0-0	0-0	0-0	1	1	2	2	1	0	0	1	0	0	0	-7
2	Ryan Greer		01:05	0-0	0-0	0-0	0	0	0	0	0	0	0	0	0	0	0	-3
Team							1	3	4			0		1				
Totals				19-48	11-24	8-8	2	24	26	19	14	57	13	12	3	4	4	-13

Technical Fouls: Coach 1st 1:50

Shooting By Period		
1st FG%	8-25	32.0%
3PT%	5-11	45.5%
FT%	4-4	100%
2nd FG%	11-23	47.8%
3PT%	6-13	46.2%
FT%	4-4	100%
GM FG%	19-48	39.6%
3PT%	11-24	45.8%
FT%	8-8	100.0%

Dead Ball Rebounds: 0, 3

	PUR	NU
Biggest lead	15 (2nd 12:26)	3 (1st 19:30)
Best Scoring Run	10 (1st 16:54)	8 (2nd 9:10)
Lead Changes	1	
Times Tied	0	
Time with Lead	38:07	01:23

Points from	PUR	NU
Turnovers	13	15
Paint	24	14
Second Chance	17	0
Fast Breaks	2	10
Bench	12	24

Period by Period Scoring	1st	2nd	TOT
PUR	33	37	70
NU	25	32	57

genius sports

Game 32
Illinois 74, NU 69 (OT)
March 13, 2019 • Chicago, Ill.

Illinois edged Northwestern, 74-69, in overtime, in the first round of the 2019 Big Ten Tournament. Redshirt junior A.J. Turner led the Wildcats in scoring, finishing with 20. The contest was his fourth-straight in double-figures for NU. He drained three three-pointers and added four rebounds and five assists. Senior Dererk Pardon added 17 points, including a perfect four-for-four mark from the charity stripe. First-year Miller Kopp and sophomore Aaron Falzon both finished with 11 points. The Wildcats took 36 three-pointers, their most this season and the most-ever in a Big Ten Tournament game. The two squads traded blows early in a low-scoring affair. A three-point jumper with just under 12 minutes left in the first half by Falzon evened the score at nine points apiece. The game continued to be close as the first half progressed. At 2:54, Turner made a tough running layup to bring the 'Cats to within one point, trailing the Fighting Illini, 26-25. Illinois led going into halftime by a tally of 30-27. Northwestern came strong out of the locker room, taking a lead over the Fighting Illini as a Kopp layup made it 43-41 with 15:21 lead. Both squads' offenses went cold later in the second and the score sat at 54-53, Illinois lead, with just under four minutes to play. A close end of the contest brought the score to 61 points apiece. Turner was exceptional in the second half, scoring 16 points, including three three-pointers. NU came out strong in overtime, but Illinois made some opportune three-pointers to win, 74-69.

Official Basketball Box Score -- Game Totals -- Final Statistics
Northwestern vs Illinois
03/13/19 8:00 pm at

Northwestern 69 • 13-19

##	Player		Total FG-FGA	3-Ptr FG-FGA	FT-FTA	Rebounds Off	Def	Tot	PF	TP	A	TO	Blk	Stl	Min
10	Miller Kopp	f	5-12	1-5	0-0	1	6	7	3	11	2	3	2	0	39
21	A.J. Turner	f	7-17	3-9	3-4	0	4	4	1	20	5	2	0	0	39
05	Dererk Pardon	c	6-12	1-2	4-4	2	3	5	3	17	1	0	0	1	39
11	Anthony Gaines	g	2-8	0-3	1-2	4	5	9	4	5	2	0	1	5	36
14	Ryan Taylor	g	1-8	0-5	0-0	1	2	3	1	2	0	0	0	0	19
02	Ryan Greer		0-3	0-2	0-0	0	3	3	3	0	1	3	0	1	12
22	Pete Nance		0-1	0-0	0-0	0	1	1	0	0	2	0	0	0	11
25	Barret Benson		1-1	0-0	1-2	1	2	3	3	3	0	0	0	0	6
35	Aaron Falzon		3-10	3-10	2-3	3	3	6	1	11	1	1	0	0	24
	Team					2	2	4							
	Totals		25-72	8-36	11-15	14	31	45	19	69	14	9	3	7	225

FG % 1st Half: 11-34 32.4% 2nd half: 12-27 44.4% OT: 2-11 18.2% Game: 25-72 34.7% Deadball
3FG % 1st Half: 3-16 18.8% 2nd half: 3-12 25.0% OT: 2-8 25.0% Game: 8-36 22.2% Rebounds
FT % 1st Half: 2-2 100.0 2nd half: 7-10 70.0% OT: 2-3 66.7% Game: 11-15 73.3% 1

Illinois 74 • 12-20

##	Player		Total FG-FGA	3-Ptr FG-FGA	FT-FTA	Rebounds Off	Def	Tot	PF	TP	A	TO	Blk	Stl	Min
15	Giorgi Bezhanishvili	f	12-15	0-0	2-2	0	4	4	5	26	0	0	1	2	32
01	Trent Frazier	g	7-15	3-5	4-4	1	3	4	1	21	1	0	0	0	41
11	Ayo Dosunmu	g	3-10	1-4	1-1	1	2	3	3	8	4	3	0	0	32
20	Da'Monte Williams	g	0-3	0-2	0-0	0	5	5	2	0	3	2	1	0	20
23	Aaron Jordan	g	2-6	1-2	1-2	1	7	8	1	6	2	0	0	1	35
00	Alan Griffin		0-0	0-0	0-0	0	1	1	0	0	0	0	0	0	8
02	Kipper Nichols		0-3	0-0	2-2	1	3	4	3	2	0	0	0	1	15
05	Tevian Jones		0-1	0-1	0-0	0	0	0	0	0	0	0	0	0	2
10	Andres Feliz		4-9	0-0	3-6	1	9	10	0	11	6	1	0	1	26
12	Adonis De La Rosa		0-1	0-0	0-0	1	0	1	1	0	0	1	0	0	8
32	Tyler Underwood		0-1	0-1	0-0	0	2	2	0	0	0	2	0	0	6
	Team					1	0	1				1			
	Totals		28-64	5-15	13-17	7	36	43	16	74	16	10	2	5	225

FG % 1st Half: 12-30 40.0% 2nd half: 12-30 40.0% OT: 4-4 100.0 Game: 28-64 43.8% Deadball
3FG % 1st Half: 2-6 33.3% 2nd half: 1-7 14.3% OT: 2-2 100.0 Game: 5-15 33.3% Rebounds
FT % 1st Half: 4-5 80.0% 2nd half: 6-6 100.0 OT: 3-6 50.0% Game: 13-17 76.5% 2

Officials: Chris Beaver,Terry Wymer,Terry Oglesby
Technical fouls: Northwestern-None. Illinois-None.
Attendance: 16473
2018-19 Men's Basketball. Round: 0. Illinois vs Northwestern. Played at .

Score by periods	1st	2nd	OT	Total
Northwestern	27	34	8	**69**
Illinois	30	31	13	**74**

YEAR-BY-YEAR RECORDS

	Overall					Big Ten			
Season	**W**	**L**	**Home**	**Away**	**Neutral**	**W**	**L**	**Place**	**Coach**
1904-05	2	2	1-1	1-1	—	—	—	—	Tom Holland
1905-06	No Games Played								
1906-07	1	5	1-4	0-1	—	—	—	—	Louis Gillesby
1907-08	2	7	2-3	0-4	—	—	—	—	Louis Gillesby
1908-09	1	7	1-6	0-1	—	1	4	7th	Louis Gillesby
1909-10	0	9	0-5	0-4	—	0	9	8th	Louis Gillesby (4-28, 1-13)
1910-11	3	15	4-8	0-7	—	1	12	8th	Stuart Templeton
1911-12	4	9	4-4	0-5	—	0	8	8th	Charles Hammett
1912-13	14	4	10-2	4-2	—	7	2	2nd	Dennis Grady
1913-14	11	6	8-3	3-3	—	6	5	5th	Dennis Grady (25-10, 13-7)
1914-15	11	8	7-4	4-4	—	5	5	t-4th	Fred Murphy
1915-16	14	5	7-1	7-4	—	9	3	t-2nd	Fred Murphy
1916-17	3	11	2-6	1-5	—	2	10	8th	Fred Murphy (28-24, 16-18)
1917-18	6	4	6-1	1-3	—	5	3	3rd	Norman Elliott
1918-19	7	6	4-2	2-4	—	6	4	3rd	Tom Robinson
1919-20	3	7	3-3	0-4	—	2	6	t-7th	Norman Elliott (9-11, 7-9)
1920-21	2	12	2-6	0-6	—	1	11	10th	Ray Elder
1921-22	7	11	7-2	0-9	—	3	9	10th	Dana Evans
1922-23	5	11	3-6	2-4	—	3	9	8th	Maury Kent
1923-24	0	16	0-9	0-7	—	0	12	10th	Maury Kent
1924-25	6	10	4-5	2-5	—	4	8	8th	Maury Kent
1925-26	5	12	5-5	0-7	—	3	9	10th	Maury Kent
1926-27	3	14	3-7	0-7	—	1	11	t-9th	Maury Kent (19-62, 11-49)
1927-28	12	5	9-1	3-4	—	9	3	t-3rd	Arthur Lonborg
1928-29	12	5	8-2	4-3	—	7	5	4th	Arthur Lonborg
1929-30	8	8	4-5	4-3	—	6	6	6th	Arthur Lonborg
1930-31	16	1	9-1	7-0	—	11	1	1st	Arthur Lonborg
1931-32	13	5	7-3	5-2	1-0	9	3	t-2nd	Arthur Lonborg
1932-33	15	4	11-0	4-4	—	10	2	t-1st	Arthur Lonborg
1933-34	11	8	8-3	3-5	—	8	4	t-2nd	Arthur Lonborg
1934-35	10	10	8-5	2-5	—	3	9	8th	Arthur Lonborg
1935-36 #	13	6	9-2-1	4-4	—	7	5	t-3rd	Arthur Lonborg
1936-37	11	9	8-5	3-4	—	4	8	7th	Arthur Lonborg
1937-38	10	10	6-5	4-5	—	7	5	t-3rd	Arthur Lonborg
1938-39	7	13	6-5	1-8	—	5	7	6th	Arthur Lonborg
1939-40	13	7	9-2	4-5	—	7	5	t-4th	Arthur Lonborg
1940-41	7	11	6-4	1-7	—	3	9	9th	Arthur Lonborg
1941-42	8	13	5-5	2-6	1-2	5	10	t-7th	Arthur Lonborg
1942-43	8	9	4-1	3-4	1-4	7	5	3rd	Arthur Lonborg
1943-44	12	7	2-2	5-3	5-2	8	4	t-4th	Arthur Lonborg
1944-45	7	12	3-1	2-6	2-5	4	8	t-6th	Arthur Lonborg
1945-46	15	5	6-0	4-4	5-1	8	4	t-3rd	Arthur Lonborg
1946-47	7	13	3-1	0-6	4-6	2	10	9th	Arthur Lonborg
1947-48	6	14	5-2	0-6	1-6	3	9	t-8th	Arthur Lonborg
1948-49	5	16	1-2	1-8	3-6	2	10	9th	Arthur Lonborg
1949-50	10	12	5-0	1-6	4-6	3	9	t-8th	Arthur Lonborg (236-203-1, 138-141)
1950-51	12	10	5-3	6-5	1-2	7	7	t-4th	Harold Olsen
1951-52	7	15	6-5	1-10	—	4	10	t-8th	Harold Olsen (19-25, 11-17)
1952-53	6	16	4-8	2-8	—	5	13	8th	Waldo Fisher
1953-54	9	13	8-3	1-10	—	6	8	t-5th	Waldo Fisher
1954-55	12	10	11-2	1-8	—	7	7	5th	Waldo Fisher
1955-56	2	20	2-9	0-11	—	1	13	10th	Waldo Fisher
1956-57	6	16	4-7	1-9	1-0	2	12	10th	Waldo Fisher (35-75, 21-53)
1957-58	13	9	7-4	4-5	2-0	8	6	t-4th	William Rohr
1958-59	15	7	8-4	7-2	0-1	8	6	t-2nd	William Rohr
1959-60	11	12	6-5	4-6	1-1	8	6	t-3rd	William Rohr
1960-61	10	12	8-4	2-7	0-1	6	8	6th	William Rohr
1961-62	8	15	6-6	2-8	0-1	3	11	t-9th	William Rohr
1962-63	9	15	5-5	3-8	1-2	6	8	7th	William Rohr (66-70, 39-45)
1963-64	8	13	7-4	1-7	0-2	6	8	t-6th	Larry Glass
1964-65	7	17	2-9	4-5	1-3	3	11	9th	Larry Glass

YEAR-BY-YEAR RECORDS

	Overall					Big Ten			
Season	**W**	**L**	**Home**	**Away**	**Neutral**	**W**	**L**	**Place**	**Coach**
1965-66	12	12	7-3	2-8	3-1	7	7	t-5th	Larry Glass
1966-67	11	11	7-3	4-6	0-2	7	7	t-5th	Larry Glass
1967-68	13	10	9-0	3-8	1-2	8	6	4th	Larry Glass
1968-69 *	14	10	8-3	4-6	2-1	6	8	t-5th	Larry Glass, (61-71, 33-45) Brad Snyder
1969-70	9	15	5-5	2-6	2-4	4	10	9th	Brad Snyder
1970-71	7	17	6-6	1-11	—	3	11	10th	Brad Snyder
1971-72	5	18	2-7	2-9	1-2	3	11	10th	Brad Snyder
1972-73	5	19	4-6	0-12	1-1	2	12	10th	Brad Snyder (30-71, 16-46)
1973-74	9	15	6-7	2-7	1-1	3	11	9th	Tex Winter
1974-75	6	20	6-5	0-13	0-2	4	14	t-9th	Tex Winter
1975-76	12	15	7-5	3-9	2-1	7	11	t-7th	Tex Winter
1976-77 (F)	9	18	4-8	1-9	1-1	7	11	t-7th	Tex Winter
1977-78	8	19	5-8	1-10	2-1	4	14	t-9th	Tex Winter (44-87, 25-61)
1978-79	6	21	2-10	2-11	2-0	2	16	10th	Rich Falk
1979-80	10	17	9-7	1-9	0-1	5	13	10th	Rich Falk
1980-81	9	18	6-7	1-9	2-2	3	15	10th	Rich Falk
1981-82 (F)	9	18	7-5	1-10	1-3	5	13	9th	Rich Falk
1982-83 (F) (D)	18	12	13-2	3-9	2-1	8	10	8th	Rich Falk
1983-84 (F)	14	14	10-6	3-8	1-0	7	11	7th	Rich Falk
1984-85	6	22	5-10	1-12	—	2	16	10th	Rich Falk
1985-86	8	20	6-9	2-10	0-1	2	16	10th	Rich Falk (80-142, 34-110)
1986-87	7	21	7-8	0-13	—	2	16	t-9th	Bill Foster
1987-88	7	21	5-9	1-10	1-2	2	16	10th	Bill Foster
1988-89	9	19	6-7	1-10	2-2	2	16	10th	Bill Foster
1989-90	9	19	7-8	0-11	2-0	2	16	10th	Bill Foster
1990-91	5	23	3-10	0-11	2-2	0	18	10th	Bill Foster
1991-92	9	19	8-7	0-12	1-0	2	16	10th	Bill Foster
1992-93	8	19	7-6	1-11	0-2	3	15	10th	Bill Foster (54-141, 13-113)
1993-94	15	14	8-7	5-7	2-0	5	13	t-10th	Ricky Byrdsong
1994-95	5	22	4-9	0-13	1-0	1	17	11th	Ricky Byrdsong
1995-96 (F)	9	18	4-10	2-10	1-0	4	14	11th	Ricky Byrdsong
1996-97	7	22	6-10	1-10	0-2	2	16	11th	Ricky Byrdsong (34-78, 10-62)
1997-98	10	17	10-6	0-10	0-1	3	13	9th	Kevin O'Neill
1998-99	15	14	11-6	3-7	1-1	6	10	8th	Kevin O'Neill
1999-2000	5	25	5-12	0-9	0-4	0	16	11th	Kevin O'Neill (30-56, 9-39)
2000-01	11	19	8-7	1-10	2-2	3	13	11th	Bill Carmody
2001-02	16	13	10-3	3-7	3-3	7	9	7th	Bill Carmody
2002-03	12	17	10-7	1-8	1-2	3	13	10th	Bill Carmody
2003-04	14	15	10-3	3-9	1-3	8	8	t-5th	Bill Carmody
2004-05	15	16	12-4	1-9	2-3	6	10	8th	Bill Carmody
2005-06	14	15	9-5	3-8	2-2	6	10	t-8th	Bill Carmody
2006-07	13	18	10-8	1-8	2-2	2	14	t-10th	Bill Carmody
2007-08	8	22	5-11	3-10	0-1	1	17	11th	Bill Carmody
2008-09	17	14	13-4	4-9	0-1	8	10	9th	Bill Carmody
2009-10	20	14	15-4	2-9	3-1	7	11	t-7th	Bill Carmody
2010-11	20	14	13-4	5-9	2-1	7	11	8th	Bill Carmody
2011-12	19	14	12-5	4-8	3-1	8	10	t-7th	Bill Carmody
2012-13	13	19	8-11	3-7	2-1	4	14	11th	Bill Carmody (192-210, 70-150)
2013-14	14	19	8-9	5-7	1-3	6	12	t-10th	Chris Collins
2014-15	15	17	11-7	3-8	1-2	6	12	t-10th	Chris Collins
2015-16	20	12	14-4	5-6	1-2	8	10	9th	Chris Collins
2016-17	24	12	14-4	5-5	5-3	10	8	t-5th	Chris Collins
2017-18 (A)	15	17	11-6	3-9	1-2	6	12	10th	Chris Collins
2018-19	13	19	10-8	1-9	2-2	4	16	14th	Chris Collins (101-96, 40-70)

Overall Record: 1,093-1,515-1 (114 seasons)
Big Ten Record: 518-1,092

Northwestern and Notre Dame played to a 20-20 tie on Dec. 31, 1935.

* Larry Glass coached the first 18 games of 1968-69 before resigning, going 10-8 (2-6 Big Ten). Larry Snyder took over and went 4-2 (all in Big Ten) the remainder of the season.

(F) Records reflect overturned results due to subsequent forfeitures by opposing schools for NCAA violations. See year-by-year results for details.

(D) Home games in 1982-83 were played at DePaul's Alumni Hall due to renovation of McGaw Hall (Welsh-Ryan Arena).

NORTHWESTERN YEAR-BY-YEAR STATISTICS

Year	GP	FG-A	Pct.	3FG-A	Pct.	FT-A	Pct.	OR-DR	TR-Avg.	F	A	TO	B	S	PTS-Avg.
2018-19	32	735-1828	.402	233-745	.313	405-551	.735	278-813	1091-34.1	583	451	348	134	176	2108-65.9
2017-18	32	773-1813	.426	255-720	.354	402-538	.747	320-739	1059-33.1	605	448	374	136	156	2203-68.8
2016-17	36	913-2092	.436	255-745	.342	477-638	.748	386-918	1304-36.2	691	541	383	175	189	2558-71.1
2015-16	32	837-1860	.450	278-776	.358	352-528	.667	342-824	1166-36.4	605	527	331	121	124	2304-72.0
2014-15	32	727-1669	.436	228-635	.359	349-477	.732	277-775	1052-32.9	573	460	357	126	118	2031-63.5
2013-14	33	665-1679	.396	217-708	.306	417-596	.700	249-825	1074-32.5	609	364	360	121	142	1964-59.5
2012-13	32	661-1648	.401	242-710	.341	379-558	.679	282-699	981-30.7	532	467	342	102	180	1943-60.7
2011-12	33	790-1754	.450	297-771	.385	409-592	.691	279-685	964-29.2	526	512	335	124	219	2286-69.3
2010-11	34	853-1897	.450	319-858	.372	416-570	.730	309-716	1025-30.1	584	568	335	108	227	2441-71.8
2009-10	34	789-1820	.434	317-887	.357	456-639	.714	350-741	1091-32.1	651	565	374	133	221	2351-69.1
2008-09	31	697-1568	.445	255-661	.386	318-461	.690	266-611	877-28.3	554	472	346	89	225	1967-63.5
2007-08	30	681-1541	.442	246-671	.367	246-372	.661	197-523	720-24.0	534	492	343	58	240	1854-61.8
2006-07	31	651-1490	.437	195-620	.315	253-359	.705	214-551	765-24.7	462	467	338	87	261	1750-56.5
2005-06	29	611-1369	.446	201-626	.321	273-404	.676	195-576	771-26.6	443	433	356	72	225	1696-58.5
2004-05	31	674-1490	.452	186-566	.329	294-482	.610	228-619	847-27.3	493	474	405	78	231	1828-59.0
2003-04	29	633-1448	.437	205-648	.316	316-473	.668	219-547	766-26.4	452	434	328	43	238	1787-61.6
2002-03	29	624-1455	.429	199-631	.315	369-529	.698	277-585	862-29.7	513	429	373	81	200	1816-62.6
2001-02	29	596-1425	.418	209-622	.336	328-542	.605	253-638	891-30.7	464	420	385	92	219	1729-59.6
2000-01	30	622-1538	.404	202-643	.314	355-529	.671	309-594	903-30.1	520	423	410	65	215	1801-60.0
1999-00	30	525-1426	.368	161-504	.368	334-483	.692	245-647	892-29.7	534	367	484	83	146	1545-51.5
1998-99	29	584-1354	.431	201-536	.375	372-537	.693	248-723	971-33.5	526	445	435	107	131	1741-60.0
1997-98	27	570-1203	.474	142-375	.379	354-579	.611	263-640	903-33.4	478	407	461	45	107	1636-60.6
1996-97	29	625-1490	.419	135-465	.290	332-548	.606	346-641	987-34.0	546	386	513	61	188	1717-59.2
1995-96	27	605-1499	.404	150-472	.318	368-573	.642	291-526	915-33.9	532	326	400	71	152	1728-64.0
1994-95	27	608-1525	.399	119-370	.322	431-619	.619	250-574	931-34.5	485	314	460	74	95	1766-65.4
1993-94	29	771-1649	.468	187-495	.378	445-609	.731	214-702	1019-35.1	498	516	410	97	184	2174-75.0
1992-93	27	708-1598	.443	82-287	.286	413-572	.722	N/A	951-35.2	539	394	439	73	222	1911-70.8
1991-92	28	660-1443	.457	91-251	.363	497-651	.763	N/A	917-32.8	577	343	507	75	195	1908-68.1
1990-91	28	712-1521	.468	109-251	.434	470-612	.768	N/A	866-30.9	557	396	522	57	215	2003-71.5
1989-90	28	825-1737	.475	116-260	.446	423-605	.699	N/A	872-31.1	613	441	415	43	225	2189-78.2
1988-89	28	814-1675	.486	100-261	.383	352-533	.660	N/A	918-32.8	598	440	485	50	204	2080-74.3
1987-88	28	673-1471	.458	100-256	.391	358-492	.728	N/A	770-27.5	570	341	442	52	201	1804-64.4
1986-87	28	659-1546	.426	N/A	N/A	376-567	.663	N/A	859-30.7	560	323	475	83	202	1754-62.6
1985-86	27	643-1508	.426	N/A	N/A	397-560	.709	N/A	852-31.6	472	285	420	41	147	1683-62.3
1984-85	28	619-1499	.413	N/A	N/A	338-482	.701	N/A	840-30.0	492	370	407	68	142	1576-56.3
1983-84	28	617-1340	.460	N/A	N/A	283-477	.593	N/A	796-28.4	503	351	416	58	182	1517-54.2
1982-83	30	728-1583	.460	23-78	.295	407-624	.652	N/A	975-32.5	508	411	436	70	180	1886-62.9
1981-82	27	626-1435	.436	N/A	N/A	358-536	.668	N/A	924-34.2	526	264	383	74	119	1610-59.6
1980-81	27	643-1476	.436	N/A	N/A	441-621	.710	N/A	847-31.4	468	332	410	49	136	1727-63.9
1979-80	27	710-1568	.453	N/A	N/A	395-530	.745	N/A	891-33.0	533	392	417	65	157	1815-67.2
1978-79	27	709-1627	.436	N/A	N/A	399-561	.711	N/A	983-36.4	624	376	484	44	173	1817-67.3
1977-78	27	764-1810	.422	N/A	N/A	448-634	.706	N/A	1107-41.0	611	287	N/A	N/A	N/A	1977-73.2
1976-77	27	762-1776	.429	N/A	N/A	391-546	.716	N/A	1029-38.1	574	367	N/A	N/A	N/A	1915-70.9
1975-76	27	801-1731	.463	N/A	N/A	403-542	.744	N/A	1042-38.6	597	376	N/A	N/A	N/A	2005-74.3
1974-75	26	702-1676	.419	N/A	N/A	293-423	.693	N/A	993-38.2	545	227	N/A	N/A	N/A	1699-65.3
1973-74	24	709-1601	.443	N/A	N/A	276-403	.685	N/A	918-38.2	435	275	N/A	N/A	N/A	1694-70.6
1972-73	24	749-1850	.405	N/A	N/A	339-526	.644	N/A	1217-50.8	580	262	479	N/A	N/A	1837-76.5
1971-72	23	655-1552	.422	N/A	N/A	341-523	.652	N/A	1050-45.6	462	241	N/A	N/A	N/A	1651-71.7
1970-71	24	566-1655	.342	N/A	N/A	535-737	.726	N/A	1158-48.3	502	279	442	N/A	N/A	1959-81.6
1969-70	24	723-1624	.444	N/A	N/A	541-728	.744	N/A	1130-47.1	491	N/A	N/A	N/A	N/A	1987-82.8
1968-69	24	702-1615	.435	N/A	N/A	467-661	.706	N/A	1178-49.1	542	N/A	N/A	N/A	N/A	1871-78.0
1967-68	23	652-1650	.395	N/A	N/A	464-665	.698	N/A	1203-52.3	494	N/A	N/A	N/A	N/A	1768-76.9
1966-67	22	767-1727	.444	N/A	N/A	475-653	.727	N/A	1178-53.5	513	N/A	N/A	N/A	N/A	2009-91.3
1965-66	24	662-1673	.396	N/A	N/A	471-685	.688	N/A	1268-52.8	424	N/A	N/A	N/A	N/A	1785-74.8
1964-65	24	689-1838	.375	N/A	N/A	431-658	.653	N/A	1398-58.3	543	N/A	N/A	N/A	N/A	1809-75.3
1963-64	21	655-1625	.403	N/A	N/A	307-489	.628	N/A	1193-56.8	399	N/A	N/A	N/A	N/A	1617-77.0
1962-63	24	624-1483	.421	N/A	N/A	418-616	.679	N/A	1068-44.5	504	N/A	N/A	N/A	N/A	1666-69.2
1961-62	23	599-1522	.394	N/A	N/A	364-588	.619	N/A	1064-46.3	456	N/A	N/A	N/A	N/A	1562-67.9
1960-61	22	534-1415	.377	N/A	N/A	332-518	.641	N/A	999-45.4	421	N/A	N/A	N/A	N/A	1398-63.6
1959-60	23	611-1588	.385	N/A	N/A	379-591	.641	N/A	1131-49.2	427	N/A	N/A	N/A	N/A	1601-69.7
1958-59	22	700-1694	.413	N/A	N/A	370-583	.635	N/A	1228-55.8	398	N/A	N/A	N/A	N/A	1770-80.5
1957-58	22	688-1735	.396	N/A	N/A	314-478	.657	N/A	1055-48.0	390	N/A	N/A	N/A	N/A	1690-76.8
1956-57	22	614-1706	.360	N/A	N/A	353-548	.645	N/A	1160-52.7	430	N/A	N/A	N/A	N/A	1581-72.0
1955-56	22	544-1649	.330	N/A	N/A	439-710	.618	N/A	941-42.8	493	N/A	N/A	N/A	N/A	1527-69.4
1954-55	22	630-1608	.385	N/A	N/A	489-774	.631	N/A	1120-50.8	473	N/A	N/A	N/A	N/A	1749-79.5
1953-54	22	534-1529	.349	N/A	N/A	475-745	.637	N/A	959-43.6	505	N/A	N/A	N/A	N/A	1543-70.1
1952-53	22	541-1609	.337	N/A	N/A	499-775	.643	N/A	1044-47.5	497	N/A	N/A	N/A	N/A	1581-71.9
1951-52	22	586-1646	.356	N/A	N/A	347-561	.619	N/A	845-38.4	538	113	N/A	N/A	N/A	1519-69.0
1950-51	22	575-1595	.361	N/A	N/A	355-591	.601	N/A	959-43.6	556	167	N/A	N/A	N/A	1505-68.4

OPPONENT YEAR-BY-YEAR STATISTICS

Year	GP	FG-A	Pct.	3FG-A	Pct.	FT-A	Pct.	OR-DR	TR-Avg.	F	A	TO	B	S	PTS-Avg.
2018-19	32	743-1770	.420	166-567	.293	430-602	.714	289-874	1163-36.3	547	420	385	104	184	2082-65.1
2017-18	32	729-1669	.437	227-636	.357	442-621	.712	279-763	1042-32.6	548	440	403	107	187	2127-66.5
2016-17	36	817-2025	.403	233-699	.333	490-732	.669	405-869	1274-35.4	640	428	429	140	205	2357-65.5
2015-16	32	716-1784	.401	227-658	.345	452-625	.723	325-778	1103-34.5	545	448	345	97	157	2111-66.0
2014-15	32	724-1740	.416	237-629	.377	381-571	.667	347-726	1073-33.5	480	431	305	81	167	2066-64.6
2013-14	33	735-1788	.411	171-542	.315	450-680	.662	364-860	1224-37.1	601	410	341	135	202	2091-63.4
2012-13	32	723-1690	.428	182-526	.346	409-639	.640	393-806	1199-37.5	557	426	375	122	185	2037-63.7
2011-12	33	825-1826	.452	232-653	.355	370-532	.695	401-781	1182-35.8	591	502	422	99	173	2252-68.2
2010-11	34	822-1756	.468	201-581	.346	456-651	.700	315-815	1130-33.2	577	467	427	123	178	2301-67.7
2009-10	34	746-1767	.422	215-678	.317	531-736	.721	383-787	1170-34.4	643	496	439	114	193	2238-65.8
2008-09	31	642-1500	.428	204-596	.342	388-548	.708	340-689	1029-33.2	519	405	462	121	180	1876-60.5
2007-08	30	698-1444	.483	248-632	.392	394-558	.706	309-735	1044-34.8	443	481	457	101	175	2038-67.9
2006-07	31	642-1467	.438	210-608	.345	327-470	.696	354-682	1036-33.4	412	418	447	76	167	1821-58.7
2005-06	29	600-1395	.430	179-565	.317	318-486	.654	311-652	963-33.2	430	370	416	71	180	1697-58.5
2004-05	31	690-1530	.451	197-547	.360	346-507	.682	317-701	1018-32.8	499	402	449	112	216	1923-62.0
2003-04	29	679-1479	.459	191-539	.354	275-414	.664	334-689	1023-35.3	501	414	437	83	162	1824-62.9
2002-03	29	679-1516	.448	175-513	.341	372-566	.657	363-648	1011-34.9	534	399	389	87	206	1905-65.7
2001-02	29	624-1528	.408	179-548	.327	288-456	.632	348-702	1050-36.2	550	399	441	103	200	1715-59.1
2000-01	30	708-1569	.451	160-476	.336	360-525	.686	361-701	1062-35.4	542	442	433	123	193	1936-64.5
1999-00	30	674-1549	.435	159-465	.342	428-621	.689	328-737	1065-35.5	510	439	401	129	253	1935-64.5
1998-99	29	577-1548	.373	149-487	.306	352-497	.708	329-627	956-33.0	563	339	342	65	217	1655-57.1
1997-98	27	598-1407	.425	189-532	.355	339-470	.721	234-502	736-27.3	561	368	296	91	245	1724-63.9
1996-97	29	685-1572	.436	154-458	.336	412-586	.703	342-645	987-34.0	N/A	402	404	112	262	1936-66.8
1995-96	27	720-1539	.468	141-399	.353	408-583	.700	337-668	1005-37.2	526	439	353	103	210	1989-73.7
1994-95	27	852-1816	.469	185-486	.381	378-562	.673	411-720	1131-41.9	564	467	328	100	216	2267-84.0
1993-94	29	777-1828	.425	151-473	.319	367-525	.699	383-715	1098-37.9	558	431	395	95	194	2072-71.4
1992-93	27	751-1593	.471	130-408	.319	406-611	.664	N/A	993-36.8	439	392	426	103	225	2038-75.5
1991-92	28	757-1596	.474	131-326	.402	414-647	.640	N/A	930-33.2	528	452	422	98	235	2059-73.5
1990-91	28	850-1676	.507	138-357	.387	441-658	.670	N/A	959-34.3	514	490	446	84	242	2279-81.4
1989-90	28	853-1662	.513	102-309	.330	496-689	.720	N/A	1084-38.7	558	499	495	91	200	2304-82.3
1988-89	28	802-1640	.489	137-331	.414	457-675	.677	N/A	1029-36.8	517	466	492	73	218	2198-78.5
1987-88	28	746-1454	.513	90-214	.421	458-663	.691	N/A	934-33.4	511	461	441	76	238	2040-72.9
1986-87	28	788-1607	.490	N/A	N/A	437-633	.690	N/A	1052-37.6	532	504	472	96	242	2125-75.9
1985-86	27	830-1659	.500	N/A	N/A	356-490	.727	N/A	991-36.7	513	460	377	93	214	2016-74.7
1984-85	28	734-1511	.486	N/A	N/A	352-486	.724	N/A	937-33.5	466	486	397	115	195	1820-65.0
1983-84	28	626-1336	.469	N/A	N/A	337-474	.711	N/A	821-29.3	506	378	440	63	182	1589-56.8
1982-83	30	707-1621	.436	37-136	.272	351-516	.680	N/A	1029-34.3	606	392	454	75	170	1802-60.1
1981-82	27	622-1379	.451	N/A	N/A	405-571	.709	N/A	857-31.7	546	322	383	67	173	1649-61.1
1980-81	27	806-1573	.512	N/A	N/A	332-480	.692	N/A	960-35.6	568	486	416	N/A	179	1944-72.0
1979-80	27	745-1530	.487	N/A	N/A	439-606	.724	N/A	964-35.7	521	439	435	N/A	196	1939-71.8
1978-79	27	782-1607	.487	N/A	N/A	463-682	.679	N/A	1018-37.7	584	443	454	N/A	221	2027-75.1
1977-78	27	840-1742	.482	N/A	N/A	453-672	.674	N/A	1186-43.9	590	387	N/A	N/A	N/A	2136-79.1
1976-77	27	836-1685	.496	N/A	N/A	463-648	.715	N/A	1174-43.5	570	415	N/A	N/A	N/A	2135-79.1
1975-76	27	797-1677	.475	N/A	N/A	474-659	.719	N/A	1091-40.4	563	408	N/A	N/A	N/A	2068-76.6
1974-75	26	741-1569	.472	N/A	N/A	420-583	.720	N/A	1102-42.4	498	351	N/A	N/A	N/A	1902-73.2
1973-74	24	744-1556	.478	N/A	N/A	264-393	.672	N/A	1042-43.4	494	264	N/A	N/A	N/A	1752-73.0
1972-73	24	794-1673	.475	N/A	N/A	413-629	.657	N/A	1166-48.6	483	300	480	N/A	N/A	2001-83.3
1971-72	23	693-1539	.450	N/A	N/A	390-612	.637	N/A	1097-47.6	395	210	N/A	N/A	N/A	1776-77.2
1970-71	24	784-1731	.452	N/A	N/A	459-649	.707	N/A	1113-46.4	523	N/A	N/A	N/A	N/A	2027-84.5
1969-70	24	813-1755	.464	N/A	N/A	449-632	.707	N/A	1083-45.1	520	N/A	N/A	N/A	N/A	2075-86.5
1968-69	24	685-1639	.418	N/A	N/A	511-753	.679	N/A	1125-46.9	499	N/A	N/A	N/A	N/A	1881-78.3
1967-68	23	623-1523	.409	N/A	N/A	472-664	.711	N/A	1088-47.3	473	N/A	N/A	N/A	N/A	1718-74.7
1966-67	22	754-1727	.437	N/A	N/A	432-674	.674	N/A	1175-53.4	485	N/A	N/A	N/A	N/A	1940-88.2
1965-66	24	747-1787	.418	N/A	N/A	373-522	.715	N/A	1146-47.8	493	N/A	N/A	N/A	N/A	1867-77.8
1964-65	24	747-1810	.413	N/A	N/A	472-678	.695	N/A	1249-52.0	471	N/A	N/A	N/A	N/A	1966-81.9
1963-64	21	646-1647	.392	N/A	N/A	372-531	.701	N/A	1119-53.3	363	N/A	N/A	N/A	N/A	1664-79.2
1962-63	24	634-1587	.400	N/A	N/A	445-690	.645	N/A	1129-47.0	457	N/A	N/A	N/A	N/A	1713-71.4
1961-62	23	628-1571	.400	N/A	N/A	411-599	.701	N/A	1142-49.7	446	N/A	N/A	N/A	N/A	1667-72.5
1960-61	22	599-1510	.397	N/A	N/A	314-480	.654	N/A	1141-51.9	411	N/A	N/A	N/A	N/A	1518-69.0
1959-60	23	655-1570	.417	N/A	N/A	376-555	.678	N/A	1152-50.1	433	N/A	N/A	N/A	N/A	1686-73.3
1958-59	22	655-1805	.363	N/A	N/A	357-548	.651	N/A	1154-52.5	406	N/A	N/A	N/A	N/A	1667-75.8
1957-58	22	618-1711	.361	N/A	N/A	361-530	.681	N/A	1058-48.1	390	N/A	N/A	N/A	N/A	1597-72.6
1956-57	22	631-1649	.383	N/A	N/A	411-612	.672	N/A	1135-51.6	382	N/A	N/A	N/A	N/A	1673-76.0
1955-56	22	625-1683	.371	N/A	N/A	534-817	.654	N/A	1146-52.1	438	N/A	N/A	N/A	N/A	1784-81.1
1954-55	22	594-1583	.374	N/A	N/A	512-797	.642	N/A	937-42.6	473	N/A	N/A	N/A	N/A	1700-77.2
1953-54	22	506-1535	.330	N/A	N/A	531-771	.688	N/A	933-42.4	466	N/A	N/A	N/A	N/A	1543-70.1
1952-53	22	585-1660	.352	N/A	N/A	510-808	.631	N/A	1075-48.7	523	N/A	N/A	N/A	N/A	1680-76.4
1951-52	22	618-1733	.357	N/A	N/A	395-623	.634	N/A	799-36.3	512	89	N/A	N/A	N/A	1639-74.5
1950-51	22	560-1580	.354	N/A	N/A	411-633	.649	N/A	886-40.3	503	146	N/A	N/A	N/A	1531-69.6

YEAR-BY-YEAR RESULTS

Legend:
(C)—Chicago Stadium (Chicago, Ill.)
(R)—Rosemont Horizon/Allstate Arena (Rosemont, Ill.)
(I)—Int'l Amphitheatre (Chicago, Ill.)
(A)—DePaul's Alumni Hall (Chicago, Ill.)
(U)—United Center (Chicago, Ill.)
(F)—Game later forfeited by opponent
(OT)—Overtime game
(#)—Northwestern's Associated Press ranking

1904-05
Record: 2-2
Coach: Tom Holland
Captain: Albert Cowden

2/24	L	19-34	at Chicago
3/8	W	38-31	at Beloit
3/11	W	24-23	Iowa
3/18	L	23-25	Chicago

1905-06
No Games

1906-07
Record: 1-5
Coach: Louis Gillesby
Captain: George Swift

1/11	L	10-16	Lake Forest
1/18	L	5-26	Chicago
1/26	L	9-21	Naperville
1/31	W	16-14	Evanston YMCA
2/20	L	6-34	at Chicago
2/28	L	21-38	Haskell

1907-08
Record: 2-7
Coach: Louis Gillesby
Captain: Harry Ross

1/11	W	21-18	Indiana
1/16	L	18-27	Evanston YMCA
1/24	W	32-12	Purdue
1/31	L	11-36	at Indiana
2/8	L	8-26	at Purdue
2/13	L	6-41	at Chicago
2/22	L	19-27	at Evanston YMCA
2/29	L	12-17	Chicago
3/7	L	13-18	Illinois

1908-09
Record: 1-7; 1-4 (7th)
Coach: Louis Gillesby
Captain: Harry Ross

1/9	L	18-20	Evanston YMCA
1/16	W	16-12	Indiana
1/22	L	13-23	Purdue
1/20	L	4-28	Chicago
2/13	L	16-21	Minnesota
2/20	L	13-25	Lake Forest
2/27	L	4-35	Illinois
3/6	L	9-28	at Naperville

1909-10
Record: 0-9; 0-9 (8th)
Coach: Louis Gillesby
Captain: Hubert Heren

1/8	L	9-55	at Wisconsin
1/15	L	4-31	at Chicago
1/23	L	22-29	Indiana
1/25	L	6-44	Chicago
2/12	L	10-18	at Indiana
2/19	L	11-18	Iowa
2/26	L	11-39	Wisconsin
3/5	L	6-35	at Iowa
3/3	L	18-38	at Minnesota

1910-11
Record: 3-15; 1-12 (8th)
Coach: Stuart Templeton
Captain: Robert Piper

1/7	L	16-24	at Chicago
1/14	L	9-29	Wisconsin
1/9	L	9-26	at Evanston YMCA
1/21	L	8-51	at Purdue
1/26	W	40-11	Evanston Reds
1/28	L	10-17	at Iowa
2/11	L	12-30	Purdue
2/15	W	21-18	Minnesota
2/18	L	18-27	Iowa
2/24	L	19-33	Indiana
2/25	L	15-26	Illinois
3/1	L	18-25	Chicago
3/4	L	12-15	Evanston YMCA
3/7	L	3-33	at Minnesota
3/8	L	11-23	at Wisconsin
3/11	L	12-41	at Indiana
3/15	W	33-29	Ravenswood
3/20	L	17-34	Hull House

1911-12
Record: 4-9; 0-8 (8th)
Coach: Charles Hammett
Captain: Earl Lamke

12/13	W	54-20	Garrett Bible Inst.
1/6	L	19-32	Wisconsin
1/13	L	13-38	at Chicago
1/17	W	50-22	Lewis Institute
1/20	L	10-31	at Purdue
1/24	W	29-12	Evanston Reds
2/10	L	11-27	Chicago
2/17	L	13-33	Purdue
2/21	W	34-17	DePaul
2/24	L	12-46	at Wisconsin
2/29	L	25-26	at Evanston YMCA
3/2	L	10-25	at Illinois
3/9	L	19-30	Illinois

1912-13
Record: 14-4; 7-2 (2nd)
Coach: Dennis Grady
Captain: Raymond Lamke

12/5	W	51-16	Lewis
12/10	L	11-39	Lake Forest
12/16	W	39-10	Armour
	W	42-27	Loyola
1/8	W	32-15	Evanston Academy
	W	58-10	Seward Park
1/16	W	29-12	Iowa
1/18	W	30-22	at Ohio State
2/21	L	25-28	Chicago
2/1	W	26-21	Indiana
	L	15-17	at Evanston YMCA
2/14	L	22-23	at Illinois
2/15	W	27-18	at Indiana
2/26	W	34-18	at Evanston Reds
3/1	W	19-11	at Iowa
3/8	W	36-16	Ohio State
3/15	W	20-18	Illinois

1913-14
Record: 11-6; 6-5 (5th)
Coach: Dennis Grady
Captain: Anderson Aldrich

12/18	W	52-16	Lewis
	L	10-20	Eckhart Park
	W	51-25	Central Park
1/4	W	25-24	Cornell Athletic Club
1/6	W	40-18	Lake Forest
1/7	W	42-18	Armour
1/10	W	21-20	at Minnesota
1/14	L	10-28	Chicago
1/17	W	49-33	Indiana
1/24	W	21-17	Minnesota
2/10	L	9-38	at Wisconsin
2/13	W	40-16	at Indiana
2/14	L	15-35	at Illinois
2/17	L	26-33	Wisconsin
2/21	W	34-23	at Iowa
2/24	L	29-34	at Chicago
3/3	W	46-12	Lake Forest
3/7	W	41-19	Iowa

1914-15
Record: 11-8; 5-5 (t4th)
Coach: Fred Murphy
Captain: Glenn Whittle

12/7	W	26-12	First Nat'l Bank
12/9	W	32-20	Armour
12/12	L	20-54	Illinois Athletic Club
12/14	L	14-19	at Lake Forest
12/15	W	36-16	West Aurora HS
12/16	W	44-19	Lewis
12/29	W	39-37	at Armour
1/2	L	38-45	at Illinois Ath. Club
1/4	W	33-12	Mercury Ath. Club
1/9	L	11-15	Chicago
1/13	W	26-15	Iowa
1/16	W	30-22	at Indiana
1/22	W	32-23	Ohio State
2/6	L	25-31	Indiana
2/12	L	18-26	Minnesota
2/16	L	14-22	at Chicago
2/27	W	25-21	at Ohio State
3/6	W	25-16	at Iowa
3/12	L	12-13	at Minnesota

1915-16
Record: 14-5; 9-3 (t2nd)
Coach: Fred Murphy
Captain: Frank Patterson

12/19	W	22-19	at N'western Coll.
12/20	L	8-20	at Beloit
12/28	L	20-33	at Buckeye Paints
12/29	W	26-18	at Detroit YMCA
12/31	W	55-23	at Flint Mich. Veh.
1/5	W	38-24	at N'western Coll.
1/8	W	26-23	at Ohio State
1/14	W	52-31	Chicago YMCA
1/18	L	18-22	at Wisconsin
1/22	W	28-18	at Chicago
1/25	W	39-12	Ohio State
1/29	W	20-18	Purdue
2/12	W	23-21	Illinois (OT)
2/16	W	28-20	Chicago
2/18	L	12-13	at Purdue
2/19	W	40-26	at Indiana
2/28	W	38-20	Indiana
2/29	W	25-17	Illinois
3/11	L	21-24	Wisconsin

1916-17
Record: 3-11; 2-10 (8th)
Coach: Fred Murphy
Captain: Marshall Underhill

1/4	L	19-21	N'western College
1/8	L	21-29	Wisconsin (OT)
1/12	L	17-47	at Illinois
1/16	W	21-15	Lake Forest
1/20	L	14-27	at Chicago
1/24	W	24-15	Iowa
1/17	L	13-22	Minnesota
2/12	L	21-23	at Wisconsin
2/16	L	12-29	Ohio State
2/22	L	25-27	at Ohio State (OT)
2/27	L	22-25	Chicago
3/2	L	12-21	Illinois
3/10	W	18-15	at Iowa
3/12	L	20-30	at Minnesota

1917-18
Record: 6-4; 5-3 (3rd)
Coach: Norman Elliott
Captain: Marshall Underhill

1/5	W	33-17	Wisconsin
1/26	W	21-11	at Michigan
2/2	W	57-36	Ohio State
2/8	W	19-16	Michigan State
2/9	L	22-38	at Illinois
2/16	L	27-41	Great Lakes
2/23	W	18-14	Michigan
2/25	L	24-30	at Ohio State
3/2	W	29-14	Illinois
3/7	L	18-26	at Wisconsin

1918-19
Record: 7-6; 6-4 (3rd)
Coach: Tom Robinson
Captain: R. Allen Marquardt

1/6	L	16-32	Great Lakes
1/11	W	20-15	at Wisconsin
1/18	L	28-29	Iowa
1/25	W	17-16	Michigan
2/1	W	23-22	at Purdue (OT)
2/7	W	63-25	Laporte
2/8	L	34-36	at Whiting Owls
2/15	L	17-24	at Chicago
2/17	W	32-27	Purdue
2/22	W	32-23	Wisconsin
3/1	L	22-24	at Michigan
3/5	W	15-12	Chicago
3/8	L	12-28	at Iowa

1919-20
Record: 3-7; 2-6 (t7th)
Coach: Norman Elliott
Captain: Robert Wilcox

12/18	W	35-16	Amer. Coll. of PE
1/3	L	12-19	at Minnesota
1/11	L	24-47	Whiting Red Crown
1/17	L	13-25	Iowa
1/19	W	28-24	Minnesota (OT)
1/31	L	11-32	at Indiana
2/10	L	16-53	at Purdue
2/14	L	20-49	Purdue
2/27	L	23-27	at Iowa
3/6	W	36-34	Indiana

1920-21
Record: 2-12; 1-11 (10th)
Coach: Ray Elder
Captain: Charles Saunders

12/17	W	25-14	Beloit
1/3	W	13-12	Wisconsin
1/15	L	19-34	at Purdue
1/17	L	10-31	at Indiana
1/22	L	13-31	Michigan
2/9	L	25-26	Chicago
2/12	L	10-22	at Wisconsin
2/14	L	11-26	Minnesota
2/19	L	21-23	Indiana
2/26	L	15-24	Purdue
3/7	L	18-31	at Marquette
3/12	L	13-29	at Minnesota
3/14	L	14-20	Iowa
3/28	L	17-33	at Iowa

1921-22
Record: 7-11; 3-9 (10th)
Coach: Dana Evans
Captain: Harold McKenzie

12/3	W	27-12	Armour
12/21	W	18-16	Notre Dame
12/22	L	19-27	at DePauw
12/31	W	29-14	Yale
1/5	W	34-15	U.S. Infantry
1/14	L	13-28	at Minnesota
1/9	L	9-21	Wisconsin
1/14	L	18-21	at Indiana
1/16	L	14-31	at Purdue
1/20	L	22-23	at Chicago
1/23	L	19-32	Purdue
2/11	L	21-30	at Notre Dame
2/18	W	25-16	Indiana
2/20	W	21-9	Minnesota
2/22	L	11-23	at Wisconsin
2/25	W	20-18	Ohio State
3/4	L	33-35	at Ohio State (2OT)
3/6	L	19-29	at Michigan

1922-23
Record: 5-11; 3-9 (8th)
Coach: Maury Kent
Captain: Harold McKenzie

12/15	W	24-16	Monmouth
12/19	W	20-14	Lake Forest

1/2	L	13-20	Notre Dame
1/6	L	10-21	Wisconsin
1/13	W	26-24	at Ohio State (OT)
1/15	W	19-17	at Purdue
1/22	L	10-16	at Michigan
1/27	L	22-29	at Iowa
1/29	L	18-20	Ohio State
2/10	L	11-28	Iowa
2/3	L	25-31	at Indiana
2/17	L	13-27	Michigan
2/20	W	30-26	Indiana
3/3	L	25-31	Indiana
3/5	L	17-29	at Wisconsin
	L	22-24	Purdue

1923-24
Record: 0-16; 0-12 (10th)
Coach: Maury Kent
Captain: Walter Stegman

12/15	L	14-15	Millikin
12/19	L	15-25	at Notre Dame
1/5	L	13-34	Yale
1/9	L	18-26	Chicago
1/12	L	10-25	Wisconsin
1/17	L	18-38	at Illinois
1/25	L	24-39	Indiana
1/26	L	10-15	DePauw
2/12	L	13-30	at Indiana
2/12	L	16-34	at Purdue
2/20	L	25-37	Purdue
2/23	L	16-24	at Minnesota
2/27	L	26-42	at Chicago
3/1	L	13-23	at Wisconsin
3/4	L	35-36	Illinois
3/8	L	20-30	Minnesota

1924-25
Record: 6-10; 4-8 (8th)
Coach: Maury Kent
Captain: John Karstens

12/19	L	13-22	Notre Dame
12/22	W	26-17	Michigan State
12/30	L	15-36	at Notre Dame
1/3	W	30-21	Mercer
1/10	L	16-29	at Michigan
1/14	L	16-27	Illinois
1/19	W	15-14	Minnesota
1/24	L	17-21	at Ohio State
2/7	L	20-35	Iowa
2/9	L	16-17	Michigan
2/12	L	20-30	at Illinois
2/17	W	29-7	Chicago
2/23	L	23-34	Ohio State
2/28	W	23-20	at Minnesota
3/7	L	15-26	at Iowa
3/11	W	17-16	at Chicago

1925-26
Record: 5-12; 3-9 (10th)
Coach: Maury Kent
Captain: Frank Mathews

12/15	L	20-30	Notre Dame
12/21	W	42-13	Michigan State
12/30	L	21-38	at Notre Dame
1/2	L	28-30	Kansas State
1/4	W	57-24	Mercer
1/9	L	30-32	Michigan
1/16	L	35-38	at Purdue
1/18	L	31-39	Indiana
1/23	L	27-35	at Wisconsin
1/25	W	37-21	Iowa
2/12	W	27-18	Ohio State
2/16	W	36-26	Wisconsin
2/20	L	11-12	at Iowa
2/27	L	22-36	at Ohio State
3/2	L	28-34	at Indiana
3/3	L	26-36	Purdue
3/8	L	14-46	at Michigan

THE 1930-31 BIG TEN CHAMPIONS posted a 16-1 record and notched a school-record 12 straight victories to open the season.

1926-27
Record: 3-14; 1-11 (t9th)
Coach: Maury Kent
Captain: Waldo Fisher

12/11	L	31-39	Wabash
12/18	W	31-25	Drake
12/20	W	32-22	Michigan State
12/30	L	20-28	at Notre Dame
1/3	L	21-27	Notre Dame
1/8	L	23-27	Illinois
1/12	L	27-34	Chicago
1/15	L	18-28	Wisconsin
1/17	L	24-36	Indiana
1/22	L	24-25	at Wisconsin
2/12	L	24-29	at Minnesota
2/16	L	32-46	at Illinois
2/19	L	21-40	at Chicago
2/23	L	19-22	at Purdue
2/26	W	33-25	Minnesota
3/5	L	25-44	at Indiana
3/7	L	36-44	Purdue

1927-28
Record: 12-5; 9-3 (t3rd)
Coach: Arthur Lonborg
Captain: Waldo Fisher

12/10	W	40-17	Wabash
12/13	W	53-22	Marquette
12/17	L	34-39	Pittsburgh
12/20	L	22-28	at Notre Dame
12/29	W	25-23	Notre Dame
1/7	W	25-20	Michigan
1/9	W	37-32	at Iowa
1/12	W	15-14	at Chicago
1/19	L	38-43	at Ohio State
1/30	W	25-22	Minnesota
2/8	L	20-32	at Illinois
2/13	W	49-28	Iowa
2/18	W	41-36	at Minnesota
2/25	L	27-45	at Michigan
2/28	W	39-18	Chicago
3/1	W	39-31	Illinois
3/5	W	43-21	Ohio State

1928-29
Record: 12-5; 7-5 (4th)
Coach: Arthur Lonborg
Captain: Harold Gleichmann

12/8	W	35-20	Wabash
12/14	W	30-24	Pittsburgh
12/18	W	18-14	at Notre Dame
12/31	W	41-17	Penn State
1/5	L	20-32	at Michigan
1/7	L	28-31	Ohio State
1/12	L	30-46	at Purdue
1/14	W	27-24	at Ohio State
1/17	W	28-27	Iowa
1/26	W	27-24	Notre Dame
2/5	W	31-30	at Indiana
2/11	W	24-23	Michigan
2/16	W	35-30	Purdue
2/18	L	23-37	at Wisconsin
2/23	L	25-31	Wisconsin
2/25	W	28-26	Indiana
3/2	W	38-33	at Iowa

1929-30
Record: 8-8; 6-6 (6th)
Coach: Arthur Lonborg
Captain: Charles "Rut" Walter

12/9	W	30-14	Cornell (Iowa)
12/14	L	30-38	Pittsburgh
12/19	W	30-28	at Notre Dame (OT)
12/31	L	19-22	Notre Dame
1/4	W	23-14	Wisconsin
1/11	W	32-27	at Minnesota
1/13	L	22-39	Purdue
1/18	L	22-36	at Indiana
1/25	W	37-17	at Chicago
2/10	L	24-30	Illinois
2/12	L	31-39	Indiana
2/15	L	22-29	at Wisconsin
2/17	W	47-17	Minnesota
2/22	W	34-32	at Illinois
2/26	L	16-29	at Purdue
3/4	W	39-24	Chicago

1930-31 BIG TEN CHAMPIONS
Record: 16-1; 11-1 (1st)
Coach: Arthur Lonborg
Captain: Bert Riel

12/8	W	36-23	Bradley
12/12	W	44-29	at Notre Dame
12/20	W	31-22	Carleton
12/31	W	32-10	Alabama
1/3	W	20-17	Notre Dame
1/10	W	27-22	Michigan
1/12	W	29-27	at Illinois
1/19	W	26-21	at Michigan
1/24	W	35-22	Ohio State
2/7	W	31-16	Chicago
2/9	W	35-26	Minnesota
2/14	W	27-15	at Chicago
2/16	L	28-35	Illinois
2/21	W	40-30	at Iowa
2/23	W	45-23	at Minnesota
2/28	W	32-18	at Ohio State
3/2	W	41-16	Iowa

1931-32
Record: 13-5; 9-3 (t2nd)
Coach: Arthur Lonborg
Captain: Robert McCarnes

12/6	W	33-19	Bradley
12/11	W	22-20	USC
12/17	W	33-16	Knts. Columbus (C)
12/19	W	39-17	Washington (Mo.)
12/21	L	25-32	at Notre Dame
12/31	L	21-22	Notre Dame
1/4	W	31-30	Wisconsin (OT)
1/9	W	29-23	Indiana
1/11	W	32-26	at Iowa
1/16	W	21-20	Michigan
1/18	W	28-24	at Wisconsin
1/23	W	25-24	Ohio State
2/8	W	29-25	at Indiana
2/13	L	25-30	Iowa
2/20	L	33-48	at Purdue
2/22	W	30-26	at Michigan
2/29	W	26-19	at Ohio State
3/5	L	17-31	Purdue

1932-33 BIG TEN CHAMPIONS
Record: 15-4; 10-2 (t1st)
Coach: Arthur Lonborg
Captain: Joseph Reiff

12/5	W	44-19	Bradley
12/10	W	36-29	Marquette
12/16	W	31-22	Pittsburgh
12/19	L	25-28	at Notre Dame
12/31	W	33-29	Notre Dame
1/7	L	25-27	at Illinois
1/9	W	35-28	Purdue
1/14	W	52-24	at Chicago
1/16	W	40-22	Wisconsin
1/21	W	30-27	Illinois
2/4	W	31-24	Wabash
2/6	W	32-28	at Indiana
2/13	W	41-25	Minnesota
2/18	W	57-23	Chicago
2/20	L	40-42	at Purdue
2/25	W	30-28	at Wisconsin
2/27	W	45-32	Indiana

YEAR-BY-YEAR RESULTS

3/2	L	24-26	at Marquette
3/4	W	38-29	at Minnesota

1933-34
Record: 11-8; 8-4 (t2nd)
Coach: Arthur Lonborg
Captains: Nelson Culver, Donald Brewer

12/6	W	40-19	Bradley
12/9	L	24-28	at Notre Dame
12/12	L	22-24	at Marquette
12/16	L	23-27	Pittsburgh
12/21	W	35-22	Nebraska
12/30	L	21-37	Notre Dame
1/6	L	28-41	at Iowa
1/8	W	33-26	Minnesota
1/13	W	32-25	at Ohio State
1/15	W	44-23	Michigan
1/20	L	20-34	at Illinois
1/22	W	42-31	Ohio State
1/27	L	30-31	at Minnesota
2/5	W	24-23	Wabash
2/10	L	34-36	Chicago
2/12	W	35-29	Iowa
2/19	W	32-25	Illinois
2/26	W	29-25	at Michigan
3/2	W	30-22	at Chicago

1934-35
Record: 10-10; 3-9 (8th)
Coach: Arthur Lonborg
Captains: Lyle Fisher, Albert Kawal

12/3	W	48-33	Carleton
12/7	W	35-29	Wabash
12/14	W	42-28	Pittsburgh
12/18	W	26-25	at Notre Dame
12/22	W	39-26	Michigan State
	W	41-36	Butler
1/7	L	9-16	at Wisconsin
1/12	L	35-38	Iowa
1/14	L	31-33	at Purdue
1/19	W	36-31	Wisconsin
1/21	L	11-19	at Michigan
1/26	L	19-29	Ohio State
2/9	L	26-28	Notre Dame
2/11	L	29-41	Ohio State
2/16	W	34-23	at Marquette
2/18	W	26-16	Michigan
2/23	L	32-36	at Indiana
3/2	W	40-22	Indiana
3/4	L	33-35	at Iowa
3/9	L	24-38	Purdue

1935-36
Record: 13-6-1; 7-5 (t3rd)
Coach: Arthur Lonborg
Captain: Norman Vance

12/6	W	56-27	Carleton
12/13	W	38-30	Pittsburgh
12/16	L	29-40	at Notre Dame
12/21	W	29-25	Michigan State
12/28	W	34-19	California
12/31	T	20-20	Notre Dame
1/4	W	37-15	at Marquette
1/11	L	24-27	at Indiana
1/13	W	45-24	Minnesota
1/18	W	40-28	at Illinois
1/20	L	29-30	at Minnesota
1/29	W	42-27	Chicago
2/1	W	53-38	Butler
2/15	L	27-31	at Purdue
2/17	L	38-39	Illinois
2/22	W	45-40	Purdue
2/24	W	33-28	at Wisconsin
2/29	L	34-41	Indiana
3/2	W	49-26	Wisconsin
3/7	W	34-33	at Chicago

1936-37
Record: 11-9; 4-8 (7th)
Coach: Arthur Lonborg
Captain: Mike McMichael

12/7	W	44-19	Carleton
12/11	W	37-28	Pittsburgh
12/16	W	38-19	at Notre Dame
12/19	W	38-26	Western Michigan
12/31	L	23-24	Notre Dame
1/4	W	47-38	at Illinois
1/9	L	26-33	Iowa
1/11	L	31-34	at Michigan
1/16	W	44-21	at Chicago
1/18	L	23-36	Minnesota
1/23	W	44-29	Michigan State
2/6	W	37-34	Marquette
2/8	L	29-39	at Iowa
2/13	W	38-31	Bradley
2/15	L	30-33	at Ohio State
2/20	L	32-34	Michigan
2/22	W	44-29	Ohio State
2/27	W	34-27	Chicago
3/1	L	33-34	at Minnesota
3/6	L	26-32	Illinois

1937-38
Record: 10-10; 7-5 (t3rd)
Coach: Arthur Lonborg
Captain: Fred Trenkle

12/3	W	53-23	Carleton
12/7	W	31-27	at Marquette
12/10	L	22-27	Pittsburgh
12/18	L	27-30	at Notre Dame
12/23	L	21-30	at Butler
12/31	L	29-40	Notre Dame
1/3	W	47-38	Wisconsin
1/4	L	36-43	California
1/8	W	35-34	Ohio State
1/10	W	36-28	at Iowa
1/15	W	32-29	at Indiana
1/17	L	26-37	at Purdue
1/22	W	30-29	Michigan
2/5	W	28-26	Bradley
2/12	W	27-23	at Wisconsin
2/19	W	52-41	Indiana
2/21	L	25-26	Iowa
2/28	L	36-41	at Ohio State
3/5	L	39-42	Purdue
3/7	L	22-30	at Michigan

1938-39
Record: 7-13; 5-7 (6th)
Coach: Arthur Lonborg
Captain: Robert Voigts

12/7	W	45-23	Carleton
12/10	L	37-48	Pittsburgh
12/17	L	41-49	at St. John's
12/19	L	29-32	at Temple
12/22	L	30-48	at Notre Dame
12/31	W	43-39	Notre Dame
1/7	L	24-35	at Purdue
1/9	L	28-37	Michigan
1/14	L	33-38	Ohio State
1/16	W	32-31	Minnesota
2/2	L	26-36	Marquette
2/4	W	27-25	Iowa
2/11	W	34-31	at Chicago
2/13	W	37-27	Wisconsin
2/18	L	37-44	at Indiana
2/20	L	26-30	at Ohio State
2/25	W	36-34	Illinois
2/27	L	26-41	at Iowa
3/6	L	26-32	at Michigan

1939-40
Record: 13-7, 7-5 (t4th)
Coach: Arthur Lonborg
Captain: Addington Vance

12/5	W	30-14	Carleton
12/14	W	41-29	Washington State
12/16	W	39-33	Pittsburgh
12/20	W	42-26	Princeton
12/30	W	47-37	Notre Dame
1/6	L	29-40	Purdue
1/8	W	46-38	at Minnesota
1/13	W	44-28	Chicago
1/15	L	31-32	at Ohio State
1/20	L	30-46	at Marquette
1/27	L	27-56	at Notre Dame
2/8	W	32-20	at Butler
2/10	W	47-34	Michigan
2/12	L	33-35	at Illinois
2/17	W	40-36	Indiana
2/19	L	52-58	Ohio State
2/24	W	39-29	Iowa
2/26	L	34-39	at Michigan
3/2	W	47-44	at Wisconsin
3/4	W	43-34	at Iowa

1940-41
Record: 7-11; 3-9 (9th)
Coach: Arthur Lonborg
Captain: Al Butherus

12/9	W	35-32	Wabash
12/18	L	31-32	at Butler
12/21	W	48-28	Pittsburgh
12/31	W	46-36	Notre Dame
1/4	W	34-23	Princeton
1/11	L	40-46	at Ohio State
1/13	L	32-52	at Indiana
1/18	L	41-42	Illinois (OT)
1/20	L	41-52	at Iowa
1/25	W	45-34	Michigan
2/8	L	36-47	at Notre Dame
2/10	L	46-48	Wisconsin
2/15	W	41-36	at Chicago
2/18	L	34-55	Minnesota
2/22	L	29-35	Ohio State
2/24	L	39-45	at Michigan
3/1	W	45-36	Iowa
3/3	L	20-38	at Purdue

1941-42
Record: 8-13; 5-10 (t7th)
Coach: Arthur Lonborg
Captain: Henry Clason

12/8	W	61-39	Western Michigan
12/13	W	46-40	Butler
12/20	W	44-32	Pittsburgh (C)
12/31	L	36-40	Notre Dame
1/3	W	50-40	Indiana
1/5	W	49-38	Minnesota
1/10	W	69-50	at Chicago
1/12	L	32-34	Michigan
1/14	L	38-47	at Great Lakes
1/17	L	46-49	Wisconsin (C)
1/19	L	41-51	at Ohio State
1/20	L	43-61	at Notre Dame
2/7	L	33-41	at Illinois
2/9	L	41-50	Purdue
2/14	L	44-46	Iowa
2/16	W	47-46	Chicago
2/21	L	47-59	at Wisconsin
2/23	L	42-56	Purdue
2/28	L	49-63	Illinois (C)
3/3	W	49-45	at Indiana
3/7	L	42-61	at Minnesota



THE 1932-33 BIG TEN CHAMPIONS went 15-4 with one of the losses coming by three points while the three others were decided by just two points.

YEAR-BY-YEAR RESULTS

1942-43
Record: 8-9; 7-5 (3rd)
Coach: Arthur Lonborg
Captain: Russ Wendland

12/7	L	42-52	Western Michigan
12/12	L	44-53	Notre Dame (C)
1/3	W	59-47	Great Lakes
1/9	L	65-67	Wisconsin (C)
1/11	W	49-32	Michigan
1/16	L	36-49	Notre Dame (C)
1/25	L	46-47	at Minnesota
2/1	L	51-68	at Illinois
2/6	W	67-40	Purdue (C)
2/8	L	36-57	at Great Lakes
2/13	W	52-33	Iowa
2/15	W	52-50	Iowa
2/20	W	63-29	at Chicago
2/22	W	56-54	at Wisconsin
2/27	L	44-86	Illinois (C)
3/1	L	41-53	at Michigan
3/6	W	63-54	at Ohio State

1943-44
Record: 12-7; 8-4 (t4th)
Coach: Arthur Lonborg
Captain: Otto Graham

12/11	L	45-47	Western Michigan
12/18	W	48-32	Notre Dame (C)
12/31	W	54-36	Great Lakes
1/7	W	57-47	at Michigan
1/8	W	60-38	Wisconsin (C)
1/14	W	77-20	at Chicago
1/21	W	43-36	Notre Dame (C)
1/22	W	42-40	Ohio State
1/24	L	36-46	at Great Lakes
1/29	W	43-35	Iowa Pre-Flight (C)
2/4	L	47-50	at Wisconsin (2OT)
2/5	W	57-32	Minnesota (C)
2/11	W	42-29	at Illinois
2/12	L	43-51	Camp Grant (C)
2/19	L	45-50	Michigan
2/25	L	47-50	Illinois (C)
2/26	W	51-45	at Purdue
3/3	L	39-45	at Iowa
3/4	W	42-41	at Iowa

1944-45
Record: 7-12; 4-8 (t6th)
Coach: Arthur Lonborg
Captain: Ben Schadler

12/9	W	56-43	DePauw
12/16	W	58-44	Marquette (C)
12/23	W	68-54	Western Michigan
12/26	L	38-41	Great Lakes
1/6	W	52-37	at Wisconsin
1/12	W	52-33	Minnesota
1/13	L	46-53	at Ohio State
1/19	L	42-51	at Illinois
1/20	L	48-52	at Purdue (OT)
1/27	L	43-44	Wisconsin (C)
1/30	L	39-58	at Great Lakes
2/2	L	49-59	Purdue (C)
2/3	L	37-56	Notre Dame (C)
2/9	W	49-34	at Michigan
2/10	L	32-36	Ohio State (C)
2/16	L	45-46	Michigan (C) (OT)
2/17	L	37-43	at Minnesota
2/24	W	57-45	Illinois (C)
2/27	L	66-71	at Notre Dame

1945-46
Record: 15-5; 8-4 (t3rd)
Coach: Arthur Lonborg
Captain: Max Morris

12/10	W	67-36	DePauw
12/15	W	64-35	Marquette
12/21	W	47-46	Western Mich. (C)
12/31	W	51-50	Great Lakes
1/3	W	61-41	Brigham Young
1/7	W	52-44	at Purdue
1/12	W	60-41	Michigan
1/14	L	38-45	at Illinois
1/19	L	37-56	at Michigan
1/21	W	44-42	at Great Lakes
1/26	W	56-34	Wisconsin (C)
1/28	L	41-47	at Ohio State
2/1	W	63-54	Purdue (C)
2/2	W	56-55	Notre Dame (C)
2/8	W	72-49	Minnesota
2/9	W	63-58	at Wisconsin
2/16	W	48-43	Illinois (C)
2/18	W	52-50	at Minnesota
2/23	L	46-53	Ohio State (C)
2/26	L	50-57	at Notre Dame

1946-47
Record: 7-13; 2-10 (9th)
Coach: Arthur Lonborg
Captain: Ben Schadler

12/5	W	59-45	Ripon
12/14	W	63-49	Marquette (C)
12/16	W	39-37	Pittsburgh
12/19	W	65-51	North Carolina (C)
12/21	L	44-48	USC (C)
12/31	W	44-40	Butler
1/4	L	31-39	at Michigan
1/11	L	40-55	at Illinois
1/13	L	41-49	Michigan
1/8	L	49-60	at Ohio State
1/25	W	59-40	Iowa (C)
1/27	L	44-45	at Wisconsin
2/1	L	61-63	at Minnesota (OT)
2/8	W	54-53	Purdue (C)
2/11	L	44-52	Notre Dame (C)
2/15	L	42-54	Wisconsin (C)
2/17	L	43-69	at Indiana
2/22	L	51-52	Illinois (C)
2/28	L	42-62	Ohio State (C)
3/1	L	53-55	Notre Dame (C)

1947-48
Record: 6-14; 3-9 (t8th)
Coach: Arthur Lonborg
Captain: Charles Tourek

12/6	W	52-51	Butler
12/13	L	55-61	Notre Dame (C)
12/20	L	46-52	USC (C)
12/29	L	50-60	Yale
12/31	L	41-49	Missouri
1/3	L	60-64	at Ohio State
1/5	L	47-52	at Illinois
1/10	W	63-46	Western Michigan
1/12	W	51-48	Michigan
1/17	L	41-52	at Purdue
1/19	W	68-38	Marquette
1/24	L	48-59	Notre Dame (C) (OT)
1/31	L	37-53	at Michigan
2/2	L	54-57	at Iowa
2/7	L	62-68	Wisconsin (C)
2/9	W	47-45	Ohio State
2/14	L	51-53	Minnesota (C)
2/21	W	47-42	Indiana (C)
2/23	L	54-59	at Wisconsin
2/28	L	43-60	Illinois (C)

1948-49
Record: 5-16; 2-10 (9th)
Coach: Arthur Lonborg
Captains: Bill Sticklen, Chet Strumillo

12/4	L	51-52	Western Michigan
12/11	L	44-55	Notre Dame (C)
12/18	W	68-43	Navy (C)
12/21	L	44-49	at UCLA
12/23	W	38-35	at USC
1/1	L	49-52	Dartmouth
1/3	L	37-59	at Missouri
1/8	L	56-68	at Ohio State
1/15	L	40-53	at Michigan
1/22	W	65-44	Iowa (C)
1/25	W	70-38	Marquette
1/29	L	54-60	Purdue (C)
1/31	L	40-61	at #5 Minnesota
2/5	L	46-54	Michigan (C)
2/7	L	66-85	at #4 Illinois
2/12	L	52-56	Wisconsin (C)
2/14	L	41-56	at Indiana
2/19	W	62-50	Ohio State (C)
2/21	L	46-57	at Wisconsin
2/26	L	64-81	#4 Illinois (C)
3/5	L	56-59	Notre Dame (C)

1949-50
Record: 10-12; 3-9 (t8th)
Coach: Arthur Lonborg
Captains: Robert Hughes, James Barr

12/1	W	54-43	Western Michigan
12/5	W	58-55	Ripon
12/10	L	63-67	Colorado (C)
12/17	W	66-56	Notre Dame (C)
12/19	L	54-64	at Iowa State
12/23	W	68-46	Michigan State (C)
12/29	W	64-58	UCLA
12/31	W	68-49	Princeton
1/7	W	60-58	at Purdue (OT)
1/9	W	60-53	#10 Minnesota (C)
1/14	L	51-61	at #15 Ohio State
1/16	L	50-76	at Illinois
1/21	L	56-61	at Iowa
1/28	L	57-64	Notre Dame (C)
2/4	L	59-64	#12 Indiana (C)
2/6	L	44-59	at Michigan
2/11	L	59-66	Wisconsin (C)
2/18	L	46-68	#3 Ohio State (C)
2/20	W	61-52	Marquette
2/25	W	76-53	Michigan (C)
2/27	L	53-67	at Wisconsin
3/4	L	52-69	Illinois (C)

1950-51
Record: 12-10; 7-7 (t4th)
Coach: Harold Olsen
Captains: Ray Ragelis, Jake Fendley

12/2	W	64-62	Western Michigan
12/9	W	70-60	at Butler
12/16	L	76-82	Notre Dame (C)
12/20	W	70-61	at Rice
12/21	L	49-67	at Tulane
12/28	W	81-69	at Marquette
12/30	L	73-76	Notre Dame
1/6	L	62-67	Michigan State
1/8	W	67-64	at Michigan
1/13	W	73-70	Iowa
1/15	L	56-68	at Wisconsin
1/20	W	81-75	Ohio State
1/27	W	97-79	Purdue
1/29	W	78-67	at Ohio State
2/3	W	54-53	#17 Kansas (C)
2/5	L	55-73	at Iowa
2/10	W	60-56	Michigan
2/12	L	48-52	at Michigan State
2/17	L	63-94	at #6 Indiana
2/24	L	68-73	Minnesota
2/26	W	84-83	at Purdue
3/3	L	76-80	#6 Illinois (C)

1951-52
Record: 7-15; 4-10 (t8th)
Coach: Harold Olsen
Captain: Bernard Brady

12/3	W	93-57	Butler
12/10	W	80-77	Western Michigan
12/11	L	54-65	at #14 Notre Dame
12/28	L	64-71	vs. Washington State
12/29	L	60-83	at #3 Washington
12/31	L	58-69	at Oregon State
1/5	W	75-70	Ohio State
1/7	L	49-82	at #20 Michigan State
1/12	W	85-83	Purdue
1/14	L	64-78	at #10 Iowa
1/15	L	58-74	Wisconsin
1/21	W	59-57	at Michigan
1/26	L	56-74	at Minnesota
2/2	W	86-76	Michigan State
2/4	L	69-75	Notre Dame
2/9	L	69-71	Michigan
2/12	L	61-79	at Ohio State
2/16	L	85-96	#20 Indiana
2/18	L	65-72	at Purdue
2/25	W	87-56	Ripon
3/1	L	68-77	#7 Iowa
3/3	L	74-95	at #2 Illinois

1952-53
Record: 6-16; 5-13 (8th)
Coach: Waldo Fisher
Captain: Larry Dellefield

12/6	L	79-95	Western Michigan
12/22	W	90-72	Butler
12/27	L	47-52	Michigan State
12/29	L	70-82	at Ohio State
12/31	L	57-62	#19 Notre Dame
1/3	W	71-65	at #9 Minnesota
1/10	W	84-57	Michigan
1/12	L	58-83	at #4 Illinois
1/17	L	56-78	Wisconsin
1/19	L	68-69	at Iowa
1/24	L	63-76	at Michigan State
1/26	W	82-73	Ohio State
1/31	W	84-65	Purdue
2/2	L	69-72	Minnesota
2/7	L	84-88	#2 Indiana
2/14	L	73-81	at Purdue
2/21	L	67-83	at Notre Dame
2/27	W	85-84	at Michigan
2/28	L	78-93	Iowa
3/2	L	88-90	at #2 Indiana (OT)
3/7	L	58-74	at Wisconsin
3/9	L	70-86	#10 Illinois

1953-54
Record: 9-13; 6-8 (t5th)
Coach: Waldo Fisher
Captain: John Biever

12/5	W	69-53	Western Michigan
12/7	L	66-75	at Notre Dame
12/19	L	68-70	at Tulane
12/21	L	51-79	at #5 LSU
12/26	W	76-57	Yale
12/28	W	70-57	Butler
12/31	L	50-52	Notre Dame
1/4	L	65-66	#8 Illinois
1/9	W	72-60	Michigan
1/11	L	47-64	at Wisconsin
1/16	L	63-78	at Purdue
1/23	L	78-82	#9 Minnesota
1/25	L	52-65	at Iowa
1/29	L	60-78	at Butler
2/1	L	62-65	at Michigan State
2/8	W	89-71	Ohio State
2/13	W	100-90	#3 Indiana (OT)
2/15	W	84-73	at Michigan
2/20	W	90-72	Purdue
2/22	W	80-71	Michigan State
2/27	L	69-81	at Minnesota
3/1	L	82-84	at #20 Illinois

1954-55
Record: 12-10; 7-7 (5th)
Coach: Waldo Fisher
Captain: Walter Stoeppelwerth

12/4	W	87-63	Western Michigan
12/8	L	69-79	at #9 Notre Dame
12/18	W	77-63	Tulane
12/20	W	83-66	LSU
12/22	L	62-83	at Butler
12/27	W	81-74	Butler
12/31	W	93-83	Princeton
1/3	W	74-72	#11 Minnesota
1/8	L	77-78	at Purdue
1/15	L	74-82	Notre Dame
1/17	W	93-88	#17 Purdue (OT)
1/22	W	93-73	#19 Iowa
1/24	L	82-102	at #14 Minnesota
1/29	L	90-91	at Ohio State (16)
1/31	W	96-81	Michigan (16)
2/5	L	89-104	at #10 Illinois
2/12	W	56-54	Michigan State
2/14	L	70-72	at Michigan

2/19	W	85-78	at Indiana
2/21	L	69-71	at Michigan State
2/26	W	80-72	Wisconsin
3/5	L	69-81	#17 Illinois

1955-56
Record: 2-20; 1-13 (10th)
Coach: Waldo Fisher
Captain: Dick Mast

12/3	L	67-72	Western Michigan
12/5	L	70-91	at Kansas
12/10	L	61-71	Notre Dame
12/20	L	81-85	at Oregon
12/21	L	61-63	at Oregon State
12/27	L	65-88	Princeton
12/29	W	74-60	Dartmouth
1/2	L	81-94	at Indiana
1/7	L	54-68	at Purdue
1/14	L	76-94	Michigan
1/16	L	72-86	at Notre Dame
1/23	L	42-91	at #11 Ohio State
1/28	L	67-83	at Minnesota
1/30	L	68-78	Purdue
2/4	L	55-79	Wisconsin
2/11	L	65-70	#17 Iowa
2/13	L	72-83	Ohio State
2/20	L	93-96	at Michigan State
2/25	L	82-84	Indiana
2/27	L	68-86	at #13 Iowa
3/3	L	70-76	at Wisconsin
3/5	W	83-82	#2 Illinois

1956-57
Record: 6-16; 2-12 (10th)
Coach: Waldo Fisher
Captains: Glen Lose, Bill Schulz

12/1	W	99-60	Western Michigan
12/3	L	67-87	at Kansas
12/8	L	71-73	Pittsburgh
12/10	W	75-60	at Notre Dame
12/28	W	79-77	vs. Wyoming*
12/29	L	84-94	at Detroit*
12/31	W	73-63	Yale
1/5	W	75-54	Wisconsin
1/7	L	61-82	Notre Dame
1/12	L	63-64	at Michigan
1/14	L	57-77	at Purdue
1/19	L	62-73	Minnesota
1/21	W	70-63	Iowa
1/26	L	73-83	at #12 Ohio State
1/28	L	77-81	Purdue
2/2	L	63-77	Michigan State
2/4	L	56-74	at Indiana
2/11	L	97-104	at #15 Illinois
2/16	L	74-87	#18 Indiana
2/23	L	66-74	at Iowa
3/2	L	70-84	Ohio State
3/4	L	69-82	at Wisconsin

* Motor City Classic, Detroit, Mich.

1957-58
Record: 13-9; 8-6 (t4th)
Coach: William Rohr
Captain: Nick Mantis

12/2	W	97-78	at Western Michigan
12/7	L	65-71	Kansas
12/9	W	74-58	South Dakota State
12/21	W	64-46	South Dakota
12/26	L	68-71	at #13 N.C. State*
12/27	W	80-70	vs. Duquesne*
12/28	W	66-53	vs. #18 Saint Louis*
12/31	L	66-71	Notre Dame
1/4	L	65-68	at Indiana
1/11	W	93-72	Michigan
1/13	W	82-80	at Iowa (OT)
1/18	L	78-83	#18 Michigan State
1/25	L	60-74	at #15 Michigan State
1/27	W	85-76	Minnesota
2/1	L	98-102	at Illinois (OT)
2/3	L	72-84	at Purdue
2/10	W	78-76	Ohio State
2/15	W	76-75	at Minnesota
2/22	W	75-66	at Michigan
2/24	L	78-86	Iowa
3/1	W	82-65	Wisconsin
3/8	W	88-72	Illinois

* Dixie Classic, Raleigh, N.C.

1958-59
Record: 15-7; 8-6 (t2nd)
Coach: William Rohr
Captains: Nick Mantis, Joe Ruklick

12/1	W	102-60	Western Michigan
12/6	W	66-62	Maryland
12/8	W	68-63	at Notre Dame
12/19	W	73-68	at Louisville* (10)
12/20	L	64-78	vs. #10 N. Carolina* (6)
12/22	W	75-69	Washington (6)
12/27	W	118-109	#5 W. Va. (C) (2OT) (12)
12/31	W	102-67	Notre Dame (6)
1/3	W	80-77	Iowa (6)
1/5	W	83-78	at Michigan (6)
1/10	L	69-76	Indiana (8)
1/17	L	77-88	at Ohio State (11)
1/19	L	67-71	Minnesota (11)
1/24	W	99-96	at Iowa (OT) (18)
1/31	L	72-81	at #8 Michigan State
2/7	W	88-79	Illinois
2/14	L	63-65	#20 Purdue (OT)
2/16	L	68-71	#12 Michigan State
2/21	W	87-84	Michigan
2/23	W	79-62	at Minnesota
2/28	W	86-82	at Wisconsin
3/8	W	84-81	at Illinois

* Bluegrass Festival, Louisville, Ky.

1959-60
Record: 11-12; 8-6 (t3rd)
Coach: William Rohr
Captain: Willie Jones

12/1	W	80-66	Western Michigan
12/5	L	67-76	Kansas
12/9	L	88-93	Notre Dame (2OT)
12/19	W	78-74	Boston University
12/21	L	60-79	at Washington
12/22	L	61-67	at Washington
12/28	L	62-81	at #20 USC*
12/29	L	79-92	vs. #8 Illinois*
12/30	W	79-72	vs. Michigan*
1/4	W	61-57	#7 Indiana
1/9	L	59-73	at Iowa
1/11	W	77-69	at Wisconsin
1/16	L	64-81	at #5 Ohio State
1/23	W	62-61	Minnesota
2/1	L	58-76	at Indiana
2/6	L	58-77	#4 Ohio State
2/8	W	66-64	at Minnesota
2/13	W	83-75	at Michigan
2/20	L	70-75	Purdue
2/22	W	71-69	Michigan State
2/27	W	68-66	at Purdue
2/29	W	73-59	Wisconsin
3/5	L	77-84	Illinois

* Pacific Coast Tourn., Los Angeles, Calif.



NORTHWESTERN'S 1958-59 SQUAD was ranked in the *Associated Press* poll for a school-record seven consecutive weeks, won nine of its first 10 games and finished second in the Big Ten.

1960-61
Record: 10-12; 6-8 (6th)
Coach: William Rohr
Captain: Brad Snyder

12/1	W	73-72	Western Michigan
12/3	L	69-86	at Kansas
12/5	L	60-78	at Wichita State
12/10	L	72-73	Missouri
12/19	L	40-62	California (C)
12/20	W	53-45	Washington
12/28	W	87-71	Dartmouth
12/31	W	59-56	Notre Dame
1/7	L	64-79	at Purdue
1/14	L	45-79	#1 Ohio State
1/16	L	54-66	at Minnesota
1/21	W	77-62	at Michigan State
1/23	W	64-62	Purdue
1/28	L	59-66	Minnesota
2/4	L	78-90	at Indiana
2/11	W	54-52	Wisconsin
2/13	L	65-89	at #1 Ohio State
2/18	W	78-72	at Illinois
2/25	W	66-56	Michigan
2/27	W	60-58	Indiana
3/4	L	61-75	at Wisconsin
3/11	L	62-63	#8 Iowa

1961-62
Record: 8-15; 3-11 (t9th)
Coach: William Rohr
Captain: Ralph Wells

12/2	W	61-56	at Western Michigan
12/4	L	58-59	at Notre Dame (OT)
12/6	L	56-61	Wichita State
12/9	L	69-84	at Missouri
12/16	W	59-56	Creighton
12/19	W	65-64	Colorado
12/23	W	93-74	Brown
12/27	W	64-62	Princeton (OT)
12/30	L	77-80	Manhattan (C)
1/6	L	62-85	#1 Ohio State
1/8	L	69-74	at Iowa
1/13	L	74-90	at Purdue
1/20	L	60-72	Iowa
1/27	W	71-70	at Michigan State
1/29	L	71-72	Indiana
2/3	L	61-97	at #1 Ohio State
2/10	W	84-66	Michigan
2/12	L	70-88	at Illinois
2/17	L	64-73	at Minnesota
2/24	L	64-65	Wisconsin
2/26	W	71-64	Michigan State
3/3	L	71-82	at Michigan
3/10	L	68-73	Illinois

1962-63
Record: 9-15; 6-8 (7th)
Coach: William Rohr
Captain: Bill Gibbs

12/1	W	83-74	Western Michigan
12/3	W	57-55	at Pittsburgh
12/8	L	64-69	at Colorado
12/15	L	60-71	at Kentucky
12/17	L	75-80	at SMU
12/20	L	63-70	UCLA
12/22	L	57-62	Kansas
12/26	W	62-61	vs. #9 Stanford*
12/27	L	50-75	vs. Colorado State*
12/28	L	52-69	vs. Saint Louis*
1/5	L	75-78	at Michigan
1/14	L	76-78	#5 Illinois
1/19	L	68-80	at Michigan State
1/26	W	96-82	Purdue
1/28	L	70-72	at Ohio State
2/2	W	100-87	at Indiana
2/9	L	65-66	Iowa (2OT)
2/16	L	65-78	at Wisconsin
2/18	W	63-62	Michigan
2/23	W	71-66	Minnesota
2/25	L	45-50	#5 Ohio State
3/2	W	76-66	at Iowa

3/4	L	73-79	at #6 Illinois
3/9	W	100-83	Michigan State

* Los Angeles Classic, Los Angeles, Calif.

1963-64
Record: 8-13; 6-8 (t6th)
Coach: Larry Glass
Captains: Rich Falk, Rick Lopossa

11/30	W	80-78	Western Michigan
12/7	L	63-95	#9 Kentucky
12/10	L	66-75	#2 NYU (C)
12/14	W	88-79	SMU
12/21	L	68-70	Notre Dame
12/27	L	69-91	at La Salle*
12/28	L	82-88	vs. #1 Loyola (Ill.)*
1/4	L	73-85	at #5 Michigan
1/6	W	79-65	Indiana
1/11	W	76-63	Wisconsin
1/18	L	74-76	at Minnesota
1/25	W	82-76	Minnesota
2/1	L	71-73	at Illinois
2/8	W	93-86	Michigan State
2/11	W	72-64	at Wisconsin
2/15	L	84-93	at Purdue
2/22	L	61-72	Ohio State
2/24	W	98-76	Iowa
2/29	L	97-107	at Michigan State
3/7	L	73-76	Purdue
3/9	L	68-76	at Indiana

* Quaker City Tournament, Philadelphia, Pa.

1964-65
Record: 7-17; 3-11 (9th)
Coach: Larry Glass
Captain: Don Jackson

12/1	W	95-81	at Western Michigan
12/5	W	58-55	at #18 Kansas
12/9	L	75-83	at Evansville
12/12	W	87-80	Colorado
12/19	L	70-82	Creighton
12/23	L	67-88	Ohio
12/26	L	69-87	Drake (C)
12/28	W	70-65	vs. Washington St.*
12/29	L	65-67	vs. Oregon State*
12/30	L	74-82	vs. Oregon*
1/9	L	73-86	at #2 Indiana
1/16	L	68-90	#2 Michigan
1/23	W	76-75	at Michigan State
1/30	W	77-75	Michigan State
2/2	L	66-70	at Minnesota
2/6	L	72-78	at Iowa
2/13	L	76-86	#8 Indiana
2/15	L	87-92	Purdue
2/20	L	77-88	Minnesota
2/23	L	87-93	Wisconsin (OT)
2/27	L	87-100	at Ohio State
3/2	L	70-93	Illinois
3/6	L	76-88	Wisconsin
3/8	W	87-82	at Purdue

* Far West Classic, Portland, Ore.

1965-66
Record: 12-12; 7-7 (t5th)
Coach: Larry Glass
Captain: Jim Pitts

12/4	W	62-60	Ohio
12/6	L	55-70	at Colorado
12/11	L	75-86	at Kentucky
12/18	W	61-48	Tulane
12/20	W	67-60	vs. Missouri*
12/21	W	73-71	vs. Texas*
12/23	L	58-59	#4 Vanderbilt
12/27	L	63-75	at USC√
12/29	L	75-105	vs. Syracuse√
12/30	W	98-86	vs. LSU√
1/8	W	111-97	Purdue
1/10	L	58-70	at #7 Iowa
1/15	L	86-93	Michigan
1/22	L	73-79	at Ohio State
1/29	L	68-77	Michigan State
2/1	L	76-86	at Minnesota
2/7	W	80-77	at Illinois
2/12	W	81-73	Iowa
2/19	W	83-82	at Indiana
2/21	W	76-65	Wisconsin
2/26	W	78-77	Ohio State
2/28	L	62-90	at Wisconsin
3/5	L	92-105	at Michigan
3/7	W	84-76	Illinois

* Memphis State Classic, Memphis, Tenn.
√ Los Angeles Classic, Los Angeles, Calif.

1966-67
Record: 11-11; 7-7 (t5th)
Coach: Larry Glass
Captains: Jim Burns, Ron Kozlicki

12/3	W	93-67	Ohio
12/5	W	120-83	Ball State
12/10	L	116-118	#3 Kentucky
12/19	W	121-116	at Tulane
12/21	L	92-116	at #10 Vanderbilt
12/26	W	62-60	vs. St. John's*
12/27	L	79-91	vs. Providence*
12/28	L	87-91	vs. Rhode Island*
1/7	W	93-73	at Michigan
1/10	W	104-96	Illinois
1/21	W	90-88	Iowa
1/30	W	100-77	Ohio State
2/4	L	83-93	at Illinois
2/11	W	105-82	Michigan
2/14	L	75-80	at Iowa
2/18	L	79-81	Indiana
2/21	L	94-110	at Wisconsin
2/25	W	95-82	at Ohio State
2/28	W	91-82	Wisconsin
3/4	L	84-86	Minnesota
3/6	L	80-89	at Purdue
3/11	L	66-79	at Michigan State

* New York Holiday Festival (Madison Square Garden)

1967-68
Record: 13-10; 8-6 (4th)
Coach: Larry Glass
Captain: Mike Weaver

12/3	L	70-71	at Ohio
12/5	W	87-69	Butler
12/9	W	88-83	#3 Louisville (C)
12/16	W	91-64	Valparaiso
12/18	W	79-68	at Missouri
12/20	L	68-73	at Colorado
12/27	L	67-80	vs. Marquette*
12/28	L	66-83	vs. North Texas St.*
12/29	W	96-71	at Hawaii*
1/6	W	76-67	Iowa
1/13	W	86-81	at Indiana
1/16	W	77-71	Minnesota
1/20	L	62-75	at Michigan State
1/27	W	82-74	Purdue
2/3	L	89-98	at Purdue
2/10	W	78-71	Illinois
2/13	L	80-85	at Minnesota
2/17	W	69-61	Michigan State
2/20	L	67-87	at Ohio State
2/24	L	61-62	at Illinois
2/27	W	73-66	Indiana (OT)
3/2	L	79-83	at Michigan
3/9	W	77-75	Wisconsin

* Rainbow Classic, Honolulu, Hawaii

1968-69
Record: 14-10; 6-8 (t5th)
Coaches: Larry Glass, Brad Snyder
Captain: Terry Gamber

11/30	L	58-64	at Stanford
12/2	W	82-73	at UC-Santa Barbara
12/5	W	79-67	Missouri
12/7	W	73-69	at Butler
12/9	W	83-66	Colorado
12/19	W	89-80	Ohio
12/23	W	77-61	Washington State
12/26	W	76-72	vs. Florida*
12/27	W	77-68	vs. Boston College*
1/4	W	85-71	at Michigan St. (19)
1/11	L	77-82	#4 Illinois (OT) (12)
1/14	L	70-87	at Indiana (17)
1/18	L	75-89	Michigan State (17)
1/21	W	100-85	Michigan
1/24	L	67-81	#1 UCLA (C)
2/1	L	80-89	at Minnesota
2/8	L	84-97	#9 Purdue
2/11	L	80-84	at Iowa (OT)
2/15	W	91-88	Indiana
2/22	L	68-107	at #9 Purdue
2/25	W	86-83	#14 Ohio State
3/1	W	74-70	Minnesota
3/4	W	72-70	at Wisconsin
3/8	L	68-78	at #20 Illinois

* Gator Bowl Classic, Jacksonville, Fla.

1969-70
Record: 9-15; 4-10 (9th)
Coach: Brad Snyder
Captain: Dale Kelley

12/1	L	79-90	Ohio
12/3	L	68-83	Columbia (C)
12/6	W	83-79	Florida
12/9	W	102-74	George Washington
12/19	L	81-86	vs. #20 Washington*
12/20	W	101-91	at Arizona State*
12/26	W	78-77	vs. Rutgers√
12/27	L	75-98	vs. N.C. State√
12/29	W	91-74	vs. The Citadel#
12/30	L	91-93	vs. Texas A&M#
1/3	L	92-96	Michigan
1/10	L	93-98	at Michigan State
1/13	L	80-101	#17 Illinois
1/17	L	67-93	at Ohio State
1/24	W	66-65	Purdue
1/31	L	64-68	Ohio State
2/3	L	78-80	at Indiana
2/7	L	84-95	at Michigan
2/14	L	72-80	at Minnesota
2/21	W	82-75	Wisconsin
2/24	L	97-116	at #18 Iowa
2/28	W	75-66	Indiana
3/3	W	87-82	at Wisconsin
3/7	L	101-115	#8 Iowa

* Sun Devil Tournament, Tempe, Ariz.
√ Triangle Tournament, Fayetteville, N.C.
Poinsetta Tournament, Greenville, S.C.

1970-71
Record: 7-17; 3-11 (10th)
Coach: Brad Snyder
Captain: None

12/1	L	100-115	#3 Kentucky
12/5	L	61-77	at Ohio
12/8	W	98-79	Butler
12/10	L	88-94	at #6 Notre Dame
12/12	W	91-77	DePaul
12/19	W	76-49	Valparaiso
12/21	L	73-88	at Florida
12/23	W	95-85	Western Illinois
12/29	L	87-93	at Duke
12/30	L	74-98	at North Carolina
1/9	L	90-101	#12 Indiana
1/12	L	74-82	at Purdue
1/19	L	72-87	at Wisconsin
1/23	L	87-97	Michigan
1/30	L	85-87	Iowa
2/6	L	81-82	at #20 Michigan
2/13	W	101-91	Wisconsin
2/20	L	72-84	at #20 Ohio State
2/23	L	79-81	Minnesota
2/27	L	74-97	at Indiana
3/2	L	64-78	at Iowa
3/6	L	67-68	#13 Ohio State
3/9	W	85-70	at Illinois
3/13	W	85-67	Michigan State

1971-72
Record: 5-18; 3-11 (10th)
Coach: Brad Snyder
Captains: Paul Douglass, Barry Moran

12/1	L	85-94	at #10 Kentucky
12/4	W	76-65	Ohio
12/10	W	72-68	vs. Rutgers*
12/11	L	94-98	at West Virginia* (OT)
12/18	L	55-73	Valparaiso
12/23	L	69-88	at Utah
12/27	L	83-85	at Hawaii√ (OT)
12/29	L	78-93	vs. TCU√
1/8	L	63-67	Illinois
1/11	L	67-76	at Iowa
1/15	L	60-84	at Minnesota
1/18	W	76-69	Michigan State (OT)
1/22	L	79-83	at Michigan
1/29	L	75-78	Purdue
2/5	L	59-68	at Illinois
2/8	W	73-67	at Purdue
2/12	L	55-78	#19 Minnesota
2/15	L	72-74	DePaul (C)
2/19	L	75-81	Michigan
2/26	L	74-76	#15 Ohio State
3/4	W	90-82	at Wisconsin
3/7	L	67-72	#20 Indiana
3/11	L	54-57	at Michigan State

* WVU Tournament, Morgantown, W. Va.
√ Rainbow Classic, Honolulu, Hawaii

1972-73
Record: 5-19; 2-12 (10th)
Coach: Brad Snyder
Captains: Mark Sibley, Rick Sund

12/2	L	61-65	at Butler
12/5	L	80-88	at DePaul
12/9	L	69-74	Ohio
12/16	L	76-94	at Valparaiso
12/18	W	100-78	Western Illinois
12/22	L	66-73	at Dayton*
12/23	L	73-91	vs. #7 Florida State*
12/27	L	85-89	at #3 Marquette (OT)
1/6	L	77-90	at Michigan State
1/13	L	72-87	Purdue
1/16	W	83-77	St. Joseph's
1/22	L	79-80	Michigan
1/27	W	74-73	Wisconsin
1/29	L	62-76	at Purdue
2/3	L	65-83	at #5 Indiana
2/5	L	77-84	Illinois
2/10	W	97-78	Loyola (C)
2/17	L	76-110	at Michigan
2/19	L	83-94	Iowa (OT)
2/24	L	81-90	at Ohio State
2/26	L	74-90	at #4 Minnesota
3/3	L	72-86	Michigan State
3/5	L	76-77	at Illinois
3/10	W	79-74	#3 Minnesota

* Dayton Tournament, Dayton, Ohio

1973-74
Record: 9-15; 3-11 (9th)
Coach: Tex Winter
Captain: Bryan Ashbaugh

12/1	W	83-81	at Ohio
12/3	W	73-69	Rollins
12/6	L	74-98	#8 Notre Dame
12/8	W	76-65	DePaul
12/15	W	69-57	Valparaiso
12/18	L	63-77	#6 Marquette
12/21	L	58-59	at Marshall*
12/22	L	84-86	vs. Texas A&M*
12/29	W	83-65	St. Joseph's
1/5	L	53-87	at Wisconsin
1/7	L	78-85	Purdue
1/12	W	87-67	Iowa
1/14	L	67-72	at #13 Indiana
1/19	L	76-89	at Purdue
1/26	L	53-82	#11 Indiana
1/28	L	54-57	Minnesota
2/2	W	68-61	at Ohio State

2/8	W	84-63	No. Illinois (C)
2/11	L	48-50	at #16 Michigan
2/16	W	86-75	Illinois
2/23	L	70-73	at Michigan State
2/25	L	69-72	Ohio State (OT)
3/2	L	76-85	at Iowa
3/9	L	62-77	Wisconsin

* Marshall Tournament, Huntington, W.Va.

1974-75
Record: 6-20; 4-14 (t9th)
Coach: Tex Winter
Captain: Willie Williams

11/30	L	70-97	at #16 Kentucky
12/4	L	84-100	at #13 Notre Dame
12/7	W	71-68	Ohio
12/9	W	82-74	Valparaiso
12/19	L	55-67	vs. Texas A&M*
12/20	L	88-89	vs. Miami (Ohio)* (OT)
12/23	L	59-63	at Texas
12/30	L	63-76	at DePaul
1/2	L	73-75	Iowa
1/4	W	69-66	Wisconsin
1/11	L	60-64	at Illinois
1/13	L	72-73	at Purdue (OT)
1/18	L	56-82	#1 Indiana
1/20	L	67-77	Ohio State
1/25	L	58-79	at Michigan
1/27	L	50-54	at Michigan State
2/1	L	57-70	Minnesota
2/8	W	51-47	Illinois
2/10	W	69-55	Purdue
2/15	L	58-82	at #1 Indiana
2/17	L	66-84	at Ohio State
2/22	L	68-69	Michigan
2/24	W	67-66	Michigan State
3/1	L	58-66	at Minnesota
3/3	L	58-65	at Iowa (2OT)
3/8	L	70-94	at Wisconsin

* Sun Bowl Classic, El Paso, Texas

1975-76
Record: 12-15; 7-11 (t7th)
Coach: Tex Winter
Captain: Tim Teasley

11/29	L	68-79	at Nebraska
12/1	W	89-77	#6 Kentucky
12/6	W	86-62	Ohio
12/9	W	98-77	at Valparaiso
12/18	L	57-65	DePaul
12/20	L	53-75	at #3 Marquette
12/26	W	72-67	vs. Oregon State*
12/29	L	57-70	vs. #13 Washington*
12/30	W	78-71	vs. Duquesne*
1/3	L	72-82	#17 Michigan
1/5	L	61-78	at #1 Indiana
1/8	W	105-89	Michigan State
1/10	L	69-74	at Illinois
1/12	L	81-91	at Purdue
1/17	W	85-77	Minnesota
1/19	W	99-92	Iowa (OT)
1/24	W	62-60	#18 Wisconsin
1/31	L	69-83	at Ohio State
2/2	L	71-91	at Michigan State
2/7	L	55-61	Illinois
2/9	L	58-86	Purdue
2/14	W	75-69	at Minnesota
2/16	L	68-81	at Iowa
2/21	W	90-77	at Wisconsin
2/28	W	87-78	Ohio State
3/1	L	63-76	#1 Indiana
3/6	L	77-80	at #11 Michigan

* Far West Classic, Portland, Ore.

1976-77
Record: 9-18; 7-11 (t7th)
Coach: Tex Winter
Captains: Billy McKinney, Bob Hildebrand

11/26	L	74-92	vs. Fairfield*
11/27	W	80-65	vs. Brown*
12/1	L	73-75	#18 DePaul (OT)
12/4	W	73-71	at Ohio
12/7	L	78-105	at #7 Notre Dame
12/10	L	64-78	at #9 Arizona
12/11	L	78-92	at Arizona State
12/20	L	68-71	Nebraska
12/31	L	53-66	#12 Marquette
1/6	L	65-102	at #5 Michigan
1/8	W	70-68	at Michigan State
1/13	L	53-78	Indiana
1/15	L	57-69	Ohio State
1/20	L	60-61	at Wisconsin
1/22	L	74-76	at Iowa
1/24	L	68-71	at Illinois
1/27	W	66-58	Michigan State
1/29	W	99-87	#2 Michigan
2/3	L	85-92	at #18 Purdue
2/5	L	53-79	at #10 Minnesota (F)
2/10	L	63-65	Illinois
2/12	L	84-102	Purdue
2/19	W	98-88	Wisconsin
2/24	W	83-72	at Ohio State
2/26	L	54-69	at Indiana
3/3	L	60-78	Iowa
3/5	L	82-105	#9 Minnesota (F)

* Joe Lapchick Tournament, New York, N.Y.
(F) games later forfeited by Minnesota

1977-78
Record: 8-19; 4-14 (t9th)
Coach: Tex Winter
Captain: Tony Allen

11/26	W	92-78	Western Illinois
12/2	L	54-58	vs. Texas-El Paso*
12/3	W	82-78	vs. Butler*
12/7	L	48-88	#3 Notre Dame
12/10	W	80-66	Valparaiso
12/17	L	79-83	at DePaul
12/20	L	95-101	at #9 UNLV√
12/21	W	93-86	vs. Tennessee√
12/31	L	78-81	Loyola (Ill.)
1/5	L	65-80	at Michigan
1/7	L	62-87	at Purdue
1/12	L	81-88	Ohio State
1/14	L	63-67	#12 Michigan State
1/19	W	62-59	Iowa
1/21	L	64-73	at Illinois
1/26	W	93-85	at Wisconsin
1/28	L	58-69	Minnesota
2/2	L	70-86	Indiana
2/4	L	69-80	at Minnesota
2/9	W	72-61	Illinois
2/11	L	62-86	at Indiana
2/16	L	74-76	at Iowa
2/18	L	80-81	Wisconsin
2/23	L	56-66	at #10 Michigan State
2/25	L	76-103	at Ohio State
3/2	W	80-71	Purdue
3/4	L	88-99	Michigan

* Show-Me Classic, Columbia, Mo.
√ Las Vegas Classic, Las Vegas, Nev.

1978-79
Record: 6-21; 2-16 (10th)
Coach: Rich Falk
Captain: Jerry Marifke

11/27	L	80-83	Arizona (OT)
11/29	L	67-97	#14 North Carolina
12/2	W	93-71	Rice
12/6	L	57-101	at #3 Notre Dame
12/9	W	85-61	at Valparaiso
12/19	L	83-90	at DePaul (OT)
12/27	L	75-86	at Oklahoma City*
12/28	W	74-68	vs. E. Tennessee St.*
12/29	W	65-54	vs. New Orleans*
1/4	L	57-65	Iowa
1/6	L	56-74	Illinois
1/11	L	82-95	at Wisconsin
1/13	L	58-60	at Minnesota
1/18	L	51-53	Michigan
1/20	L	45-74	at Indiana
1/25	L	61-73	at #10 Ohio State
1/27	W	83-65	#4 Michigan State
2/1	L	58-68	Purdue
2/3	L	50-61	at #4 Michigan State
2/8	L	57-82	Indiana
2/10	L	64-76	at Purdue
2/15	L	67-78	at Michigan
2/17	L	73-88	#17 Ohio State
2/22	L	71-73	Minnesota (OT)
2/24	L	70-72	Wisconsin
3/1	W	71-64	at Illinois
3/3	L	64-95	at #11 Iowa

* All-College Tourney, Oklahoma City, Okla.

1979-80
Record: 10-17; 5-13 (10th)
Coach: Rich Falk
Captains: Mike Campbell, Brian Gibson

11/30	W	104-71	Illinois Wesleyan
12/3	W	58-57	Northern Illinois
12/5	L	56-73	#4 Notre Dame
12/8	W	80-65	Valparaiso
12/18	W	76-62	SIU-Edwardsville
12/21	L	75-81	#6 DePaul*
12/22	W	67-64	Bradley*
12/28	L	69-74	at Toledo√
12/29	L	68-79	vs. Bowling Green√
1/3	L	66-75	at Wisconsin
1/5	L	71-81	at #20 Illinois
1/10	W	65-61	Michigan State
1/12	L	63-75	#3 Ohio State
1/17	L	63-68	at #11 Purdue
1/19	L	72-81	#19 Indiana
1/24	L	64-86	at Iowa
1/26	W	85-82	Michigan (3OT)
1/31	L	64-74	Minnesota
2/2	L	57-70	at Michigan
2/7	L	69-83	at #20 Indiana
2/9	L	55-72	at Minnesota
2/14	W	57-54	#15 Purdue
2/16	L	58-60	#20 Iowa
2/21	L	59-68	at #11 Ohio State
2/23	W	75-73	at Michigan St. (3OT)
2/28	L	66-90	Illinois
3/1	W	53-50	Wisconsin

* Chicagoland Collegiate Cage Classic
√ Blade Glass City Classic, Toledo, Ohio

1980-81
Record: 9-18; 3-15 (10th)
Coach: Rich Falk
Captain: Rod Roberson

11/28	W	76-61	Illinois-Chicago
12/1	W	78-75	Colorado State
12/5	W	63-48	Cornell
12/13	W	75-55	SIU-Edwardsville
12/19	W	53-52	vs. Northern Illinois*
12/20	L	54-62	at #1 DePaul*
12/27	L	70-90	vs. #4 Oregon State √
12/28	W	72-68	vs. Princeton√ (OT)
12/29	L	63-73	vs. #19 Utah√
1/8	L	64-88	#12 Illinois
1/10	W	50-48	Wisconsin
1/15	L	69-81	at Ohio State
1/17	L	70-84	at Michigan State
1/22	L	50-55	at Purdue
1/24	L	56-93	Indiana
1/29	L	52-77	#17 Michigan
1/31	L	63-74	at Minnesota
2/5	L	65-76	#15 Iowa
2/7	L	62-68	Minnesota
2/12	L	52-86	at #20 Indiana
2/14	L	64-82	at #14 Iowa
2/19	L	69-82	Purdue
2/21	W	74-70	at #18 Michigan
2/26	L	61-74	Michigan State
2/28	W	69-64	Ohio State
3/5	L	57-60	at Wisconsin
3/7	L	76-98	at #16 Illinois

* Chicagoland Collegiate Cage Classic, Rosemont, Ill.
√ Far West Classic, Portland, Ore.

1981-82
Record: 9-18; 5-13 (9th)
Coach: Rich Falk
Captains: Bob Grady, Jim Stack

11/27	W	80-45	Knox
11/30	L	70-77	vs. No. Illinois (R)
12/5	L	55-75	at Rice
12/9	W	71-57	Illinois Wesleyan
12/11	W	69-58	Chicago State
12/18	W	59-50	vs. Illinois-Chicago*
12/19	L	71-75	vs. Loyola (Ill.)*
12/29	L	54-60	vs. Massachusetts√
12/30	L	52-53	at Providence√
1/7	L	50-60	Illinois
1/9	W	75-61	Indiana
1/14	W	61-55	at Wisconsin
1/16	L	51-56	at Purdue
1/21	L	48-49	#6 Iowa
1/23	L	57-59	at Ohio State (2OT)
1/28	L	53-61	#10 Minnesota
1/30	L	61-64	at Michigan State
2/4	L	63-66	at Michigan
2/6	W	48-43	Michigan State
2/11	L	49-62	at #5 Iowa
2/13	L	44-45	Michigan
2/18	L	66-76	at #8 Minnesota
2/20	L	62-67	Ohio State
2/25	W	67-50	Purdue
2/27	L	60-61	Wisconsin (F)
3/4	L	49-79	at Indiana
3/6	L	65-85	at Illinois

* Chicagoland Collegiate Cage Classic, Rosemont, Ill.
√ INBANK Classic, Providence, R.I.
(F) game later forfeited by Wisconsin

1982-83
Record: 18-12; 8-10 (8th)
Coach: Rich Falk
Captains: Michael Jenkins, Gaddis Rathel, Jim Stack

11/29	W	68-57	North Park
12/1	W	70-31	SIU-Edwardsville
12/4	W	61-53	at Colorado State
12/6	W	69-57	Florida Southern
12/9	W	75-58	Northern Illinois
12/11	W	60-44	Cornell
12/18	W	64-56	at Loyola (Ill.)
12/20	W	64-51	Angelo State
12/29	W	72-58	vs. Furman*
12/30	L	50-62	at UC-Santa Barbara*
1/6	W	69-64	Michigan
1/8	W	62-51	Michigan State
1/13	L	57-66	#12 Iowa
1/20	L	45-49	at Wisconsin (F)
1/22	L	53-68	at #16 Minnesota
1/26	L	73-78	#2 Indiana
1/29	W	66-64	Ohio State
2/3	L	56-67	at Purdue
2/5	L	62-78	at Illinois
2/10	W	58-55	Illinois
2/12	W	66-55	#18 Purdue
2/17	L	55-71	at #20 Ohio State
2/19	L	65-74	at #2 Indiana
2/25	W	83-66	Minnesota
2/27	W	64-57	Wisconsin
3/3	L	50-63	at Iowa
3/9	L	58-63	at Michigan State
3/12	L	57-64	at Michigan
3/17	W	71-57	Notre Dame✰
3/21	L	63-65	at DePaul✰

NOTE: All 1982-83 home games played at DePaul's Alumni Hall
* Nike Classic, Santa Barbara, Calif.
(F) game later forfeited by Wisconsin
✰ National Invitation Tournament
NIT games played at Rosemont Horizon

YEAR-BY-YEAR RESULTS

1983-84
Record: 14-14; 7-11 (7th)
Coach: Rich Falk
Captains: Art Aaron, Paul Schultz

11/28	W	63-42	Bradley
11/30	W	51-44	Denver
12/3	L	70-72	Loyola (Ill.)
12/5	W	63-54	Illinois Wesleyan
12/7	W	40-36	Notre Dame (OT)
12/10	L	47-64	at Marquette
12/21	W	50-47	vs. No. Illinois (R)
12/27	W	63-51	Cleveland State
12/30	W	49-34	at Tampa
1/5	L	51-68	at Michigan
1/7	W	76-69	at Michigan State
1/12	L	39-42	at Iowa
1/14	L	62-64	George Mason
1/19	L	60-61	Wisconsin (OT) (F)
1/21	W	52-50	Minnesota (OT)
1/26	L	44-57	at Indiana
1/28	L	51-72	at Ohio State
2/1	L	44-52	#16 Purdue
2/4	L	52-71	#8 Illinois
2/8	L	49-73	at #8 Illinois
2/11	L	56-66	at #11 Purdue
2/16	W	61-60	Ohio State
2/18	W	63-51	#17 Indiana
2/23	L	57-63	at Minnesota
2/26	L	47-54	at Wisconsin (F)
3/1	L	48-57	Iowa
3/8	L	55-63	Michigan State
3/10	W	54-52	Michigan (OT)

(F) games later forfeited by Wisconsin

1984-85
Record: 6-22; 2-16 (10th)
Coach: Rich Falk
Captains: Andre Goode, Colin Murray, John Peterson

11/26	W	69-50	Loras
11/29	L	61-79	at Notre Dame
12/1	L	67-73	at Loyola (Ill.) (A)
12/6	L	44-53	Marquette
12/8	W	74-49	Chicago
12/15	W	64-59	No. Illinois (2OT)
12/19	L	55-76	#2 Duke
12/22	L	56-61	at #5 DePaul
12/27	W	61-58	Butler
12/29	L	54-66	at Cleveland State
1/5	L	51-52	Wisconsin
1/10	L	50-77	at #11 Indiana
1/12	L	59-79	at Ohio State
1/16	L	49-50	Purdue
1/19	L	43-55	#11 Illinois
1/24	L	47-66	at Iowa
1/26	W	56-51	at Minnesota
1/31	L	52-76	#8 Michigan
2/2	L	54-68	Michigan State
2/7	L	60-63	Ohio State
2/9	L	59-78	Indiana
2/14	L	42-64	at #17 Illinois
2/16	L	57-76	at Purdue
2/21	L	48-74	Minnesota
2/23	W	78-58	#14 Iowa
2/27	L	47-61	at Michigan State
3/2	L	66-87	at #3 Michigan
3/9	L	53-61	at Wisconsin

1985-86
Record: 8-20; 2-16 (10th)
Coach: Rich Falk
Captain: Shawn Watts

11/25	W	79-62	Illinois Wesleyan
11/26	W	77-63	Cal State-LA
11/30	L	72-76	at Bradley
12/4	W	82-76	Loyola (Ill.)
12/7	W	72-70	Illinois-Chicago
12/14	W	64-55	UW-Green Bay
12/17	L	70-76	vs. No. Illinois (R)
12/19	L	67-70	#20 DePaul
12/28	W	80-66	at Rollins
12/30	L	55-78	at #3 Duke
1/4	L	52-57	at Wisconsin
1/9	L	65-102	Indiana
1/11	L	77-79	Ohio State (OT)
1/16	L	64-85	at #19 Purdue
1/18	L	46-72	at Illinois
1/23	L	43-76	Iowa
1/26	W	—	Minnesota (F)
1/30	L	45-82	at #9 Michigan
2/1	L	69-97	at Michigan State
2/6	L	60-83	at Ohio State
2/8	L	52-77	at #18 Indiana
2/13	L	52-75	Illinois
2/15	L	50-65	Purdue
2/20	W	65-60	at Minnesota
2/22	L	45-76	at Iowa
2/27	L	48-82	#17 Michigan State
3/1	L	64-86	#10 Michigan
3/9	L	68-70	Wisconsin

(F) game forfeited by Minnesota

1986-87
Record: 7-21; 2-16 (t9th)
Coach: Bill Foster
Captains: Elliot Fullen, Shon Morris, Shawn Watts

11/28	W	81-52	UMBC
12/1	W	74-63	Northern Illinois
12/3	L	53-71	at Butler
12/6	W	80-58	Illinois Wesleyan
12/13	L	62-66	Rollins (OT)
12/16	W	56-54	Marquette
12/19	W	69-68	Florida Southern
12/22	L	54-72	at #19 DePaul
12/27	L	49-61	at UW-Green Bay
12/30	L	55-106	at #20 Duke
1/3	L	44-80	at #3 Iowa
1/5	L	53-60	at Minnesota
1/8	L	67-85	#6 Purdue
1/10	L	69-76	#12 Illinois
1/15	L	59-87	at Ohio State
1/17	L	43-95	at #4 Indiana
1/21	L	73-87	Michigan
1/26	W	67-65	Michigan State
1/31	L	57-62	Wisconsin
2/5	L	43-72	at #14 Illinois
2/7	L	60-86	at #7 Purdue
2/11	L	75-77	#2 Indiana
2/14	L	60-75	Ohio State
2/19	L	71-96	at Michigan State
2/21	L	73-101	at Michigan
3/1	L	59-76	at Wisconsin
3/5	L	76-103	#6 Iowa
3/7	W	72-71	Minnesota

1987-88
Record: 7-21; 2-16 (10th)
Coach: Bill Foster
Captain: Shon Morris

11/28	W	64-49	Washington (Mo.)
11/30	W	72-55	Rutgers
12/5	L	57-79	#13 Duke
12/12	L	68-70	Rollins
12/17	W	57-47	at Loyola (Ill.) (I)
12/19	L	66-77	at Marquette
12/21	W	78-64	DePaul
12/26	L	68-75	vs. Lamar*
12/28	L	64-66	vs. TCU*
12/29	W	79-74	vs. N. Arizona* (OT)
1/6	L	69-92	#11 Michigan
1/11	W	66-64	#12 Indiana
1/14	L	64-80	at #8 Purdue
1/16	L	68-92	at #17 Iowa
1/20	W	65-61	Minnesota
1/23	L	48-79	at #13 Illinois
1/30	L	59-80	at Wisconsin
2/4	L	64-65	Michigan State
2/6	L	59-65	Ohio State
2/11	L	45-74	at #19 Indiana
2/13	L	67-82	at Minnesota
2/20	L	69-77	at Ohio State
2/24	L	74-91	#13 Iowa
2/27	L	51-69	#2 Purdue
3/2	L	67-105	at #10 Michigan
3/5	L	69-74	Wisconsin
3/10	L	53-55	at Michigan State
3/12	L	74-79	#19 Illinois

* Far West Classic, Portland, Ore.

1988-89
Record: 9-19; 2-16 (10th)
Coach: Bill Foster
Captains: Jeff Grose, Phil Styles

11/26	W	101-45	Chicago
11/28	W	100-61	Illinois Wesleyan
12/3	L	62-86	at #1 Duke
12/5	W	75-69	at Rutgers
12/10	W	97-81	Loyola (Ill.)
12/21	W	96-89	vs. Radford*
12/22	L	71-77	vs. Ball State*
12/28	L	76-90	vs. Pittsburgh√
12/30	W	94-81	vs. Loyola (Ill.)√
1/3	W	83-60	Navy
1/5	L	58-75	Purdue
1/7	L	66-94	at #7 Michigan
1/11	L	62-64	Michigan State
1/14	L	76-92	at Indiana
1/19	L	70-75	#2 Illinois
1/21	W	75-67	Minnesota
1/26	L	68-100	at Ohio State
1/28	L	58-59	Wisconsin
2/2	L	84-102	at #9 Iowa
2/9	L	56-72	#13 Indiana
2/11	L	69-86	at #7 Illinois
2/15	L	60-72	at Wisconsin
2/18	W	70-69	#16 Ohio State
2/22	L	84-89	#14 Iowa
2/25	L	65-80	at Michigan State
3/4	L	59-78	at Minnesota
3/9	L	79-88	#8 Michigan
3/11	L	66-97	at Purdue

* Golden Panthers Classic, Miami, Fla.
√ Fiesta Bowl Classic, Tucson, Ariz.

1989-90
Record: 9-19; 2-16 (10th)
Coach: Bill Foster
Captains: Walker Lambiotte, Rob Ross

11/24	W	81-72	Illinois Wesleyan
11/28	W	87-65	UW-Green Bay
12/2	L	77-103	#7 Duke
12/5	W	108-78	Tulane
12/9	W	85-65	vs. Loyola (Ill.)*
12/18	W	103-63	NE Illinois
12/21	L	68-69	at BYU
12/29	W	103-78	vs. William & Mary√
12/30	L	80-81	at Vanderbilt√
1/3	W	74-70	Northeastern
1/6	L	77-93	at Purdue
1/11	L	63-77	#13 Indiana
1/13	L	78-85	#8 Illinois
1/18	L	75-97	at #22 Minnesota
1/20	L	80-91	at Michigan State
1/25	L	79-86	#7 Michigan
1/27	W	87-85	Wisconsin
2/1	L	77-101	at Ohio State
2/3	L	80-98	at Iowa
2/5	L	60-67	#8 Purdue
2/10	L	75-98	at #25 Indiana
2/14	L	75-88	at #15 Illinois
2/17	L	72-90	#17 Minnesota
2/22	W	72-66	Iowa
2/24	L	69-94	at #7 Michigan
3/1	L	50-65	at Wisconsin
3/3	L	86-95	Ohio State
3/8	L	68-84	#7 Michigan State

* First Chicago Classic, Rosemont, Ill.
√ Music City Invitational, Nashville, Tenn.

THE 1982-83 WILDCATS earned the program's first-ever postseason win by downing Notre Dame in the opening round of the NIT before falling to DePaul on a buzzer-beater in the second round.

YEAR-BY-YEAR RESULTS

1990-91
Record: 5-23; 0-18 (10th)
Coach: Bill Foster
Captains: Don Brotz, Lucis Reece

11/23	W	84-62	Illinois Wesleyan
11/27	W	91-64	Oakland
12/1	W	84-79	Florida Int'l
12/8	L	91-96	vs. W. Illinois*
12/15	L	77-85	Loyola (Ill.)
12/21	W	74-66	vs. Morgan State√
12/22	L	77-93	at Saint Louis√
12/28	L	76-89	vs. Boston College#
12/29	W	103-94	vs. Dartmouth# (2OT)
1/3	L	70-73	Purdue
1/5	L	58-99	at #5 Indiana
1/10	L	62-102	#4 Ohio State
1/12	L	59-66	at Michigan State
1/17	L	68-79	at Michigan
1/19	L	79-84	at Northeastern
1/24	L	57-74	Wisconsin
1/26	L	68-85	Minnesota
2/2	L	66-82	at Iowa
2/4	L	59-73	at Illinois
2/7	L	74-105	#4 Indiana
2/9	L	64-96	at #3 Ohio State
2/14	L	53-55	Michigan State
2/16	L	58-64	Michigan
2/24	L	76-79	at Wisconsin
2/28	L	70-88	at Minnesota
3/2	L	81-91	Illinois
3/7	L	76-79	Iowa
3/9	L	48-77	at Purdue

* First Chicago Classic, Rosemont, Ill.
√ Billiken Holiday Classic, St. Louis, Mo.
Abdow's Holiday Classic, Springfield, Mass.

1991-92
Record: 9-19; 2-16 (10th)
Coach: Bill Foster
Captains: Patrick Baldwin, Todd Leslie

11/22	W	80-59	Illinois Wesleyan
11/30	W	78-60	Columbia
12/2	W	83-81	Vanderbilt
12/4	L	79-88	at Tulane
12/14	W	93-66	Northeastern
12/16	W	84-60	Idaho State
12/21	L	73-88	at Loyola (Ill.) (R)
12/27	W	76-57	vs. Creighton*
12/28	L	62-81	at Arizona State*
1/6	W	84-41	Chicago
1/8	L	67-69	at Wisconsin
1/11	L	52-60	#7 Ohio State
1/15	L	61-78	at #11 Michigan State
1/18	L	62-96	#5 Indiana
1/22	L	71-78	Iowa
1/25	L	63-82	at Purdue
1/29	L	50-92	at Minnesota
2/1	W	46-43	Illinois
2/5	L	58-81	at #15 Michigan
2/8	L	55-57	Minnesota
2/15	L	60-91	at #4 Indiana
2/20	L	68-84	Purdue
2/22	L	63-76	#20 Michigan
2/26	L	65-92	at Illinois
3/5	L	55-72	#13 Michigan State
3/7	L	78-93	at #5 Ohio State
3/11	L	66-69	at Iowa
3/14	W	76-65	Wisconsin

* ASU/Tribune Classic, Tempe, Ariz.

1992-93
Record: 8-19; 3-15 (10th)
Coach: Bill Foster
Captains: Patrick Baldwin, Charles Howell, Todd Leslie

12/1	W	101-50	Chicago
12/3	L	66-86	at Vanderbilt
12/5	W	87-57	Youngstown State
12/17	W	71-60	Texas A&M
12/19	W	79-73	Loyola (Ill.)
12/21	L	63-83	at Holy Cross
12/28	L	61-64	vs. Pennsylvania*
12/29	L	69-77	vs. William & Mary*
1/4	W	81-66	Lehigh
1/7	L	71-81	Illinois
1/13	L	68-70	at Penn State
1/16	L	75-80	at #23 Michigan State
1/23	L	55-70	at Minnesota
1/29	L	73-83	#14 Purdue
1/30	L	71-93	#2 Indiana
2/3	L	87-101	at Wisconsin
2/6	L	67-82	at Illinois
2/10	L	70-81	Ohio State
2/13	W	67-58	Penn State
2/17	L	55-81	at Michigan State
2/20	L	63-75	#20 Iowa
2/24	L	60-79	Minnesota
2/27	W	62-59	at #17 Purdue
3/4	L	69-98	at #2 Indiana
3/6	W	100-89	Wisconsin
3/8	L	50-56	at #17 Iowa
3/13	*L*	*60-86*	*at #3 Michigan*

NOTE: Game in italics vacated by the NCAA
* Lobo Classic, Albuquerque, N.M.

1993-94
Record: 15-14, 5-13 (t10th)
Coach: Ricky Byrdsong
Captains: Patrick Baldwin, Todd Leslie, Kevin Rankin

11/27	W	94-43	Chicago
11/29	W	87-70	Western Illinois
12/4	W	86-78	Illinois State
12/11	W	76-52	at Loyola (Ill.) (R)
12/15	W	86-70	at Youngstown St.
12/18	W	67-48	at Texas A&M
12/20	W	90-64	Holy Cross
12/29	W	92-65	vs. Northeastern*
12/30	W	74-68	vs. Rider*
1/5	L	67-68	#10 Purdue
1/8	L	65-73	#19 Minnesota
1/12	L	53-81	at Illinois
1/15	L	46-67	at Michigan State
1/22	L	76-81	at #8 Indiana
1/26	L	76-86	Iowa
1/29	L	75-80	Penn State
2/5	L	65-79	at #22 Minnesota
2/9	L	81-98	at #10 Purdue
2/12	W	79-68	#24 Illinois
2/17	L	55-60	Michigan State
2/19	W	75-71	at #24 Wisconsin
2/24	L	74-81	#12 Indiana
2/26	W	80-74	at Iowa
3/2	L	71-73	at Penn State
3/5	W	66-54	Wisconsin
3/9	L	73-76	at Ohio State
3/12	W	97-93	#8 Michigan (OT)
3/16	W	69-68	DePaul✰
3/21	L	79-83	Xavier✰ (OT)

* Hatter Classic, Deland, Fla.
✰ National Invitation Tournament

1994-95
Record: 5-22; 1-17 (11th)
Coach: Ricky Byrdsong
Captain: Cedric Neloms

11/26	W	77-66	Alcorn State
11/28	L	69-70	Loyola (Ill.)
12/2	W	79-70	vs. Siena*
12/3	L	60-94	at Marquette*
12/10	W	73-68	Central Michigan
12/13	W	71-62	Youngstown State
12/17	L	49-84	at DePaul
12/21	L	48-80	at Western Illinois
12/31	L	68-86	at Illinois State
1/7	L	55-82	Illinois
1/11	L	74-105	at Minnesota
1/14	L	70-92	Michigan
1/18	L	56-93	at #12 Michigan State
1/21	L	51-79	at Penn State
1/25	L	84-96	Purdue
1/28	L	73-97	at Wisconsin
2/1	W	76-71	Ohio State
2/4	L	67-88	Indiana
2/9	L	77-116	at Iowa
2/11	L	66-70	at Ohio State
2/15	L	56-70	Wisconsin
2/18	L	57-94	at #25 Purdue
2/22	L	59-89	Penn State
2/25	L	60-83	#12 Michigan State
3/1	L	64-81	at Michigan
3/4	L	70-82	Minnesota
3/8	L	57-99	at Illinois

* First Bank Classic, Milwaukee, Wis.

1995-96
Record: 9-18; 4-14 (11th)
Coach: Ricky Byrdsong
Captain: Brian Chamberlain

11/24	L	63-83	at San Diego State
11/28	W	67-61	Youngstown State
12/2	W	66-46	Robert Morris
12/9	L	70-85	at Seton Hall
12/12	W	84-62	Army
12/16	L	61-71	DePaul
12/19	W	64-63	at Central Michigan
12/30	W	81-78	at Loyola (Ill.) (2OT) (A)
1/2	L	56-60	Brown
1/6	*L*	*51-83*	*at #21 Michigan*
1/10	L	51-67	#22 Purdue (F)
1/13	L	74-83	#20 Penn State (OT)
1/17	L	71-72	at Ohio State
1/20	W	62-52	Wisconsin
1/24	L	54-68	at Michigan State
1/27	L	62-74	Illinois
1/31	L	68-77	at Minnesota
2/4	L	61-95	at Indiana
2/7	L	77-88	#19 Iowa
2/10	L	47-66	Minnesota
2/14	L	62-93	at Illinois
2/17	L	57-75	Michigan State
2/21	W	82-71	at Wisconsin
2/24	L	69-82	Ohio State
2/28	L	62-78	at #12 Penn State
3/2	L	56-79	at #5 Purdue (F)
3/6	*L*	*50-77*	*Michigan*

NOTE: Two games in italics vacated by the NCAA

1996-97
Record: 7-22; 2-16 (11th)
Coach: Ricky Byrdsong
Captains: Evan Eschmeyer, Jevon Johnson

11/22	W	61-55	Tennessee-Martin
11/26	W	70-49	Central Michigan
11/30	L	60-72	Tennessee Tech
12/3	L	70-82	San Diego State
12/7	W	58-56	at DePaul
12/14	W	73-63	Seton Hall
12/18	L	47-67	Illinois State
12/21	W	64-57	Loyola (Ill.)
12/27	L	62-79	at Hawaii*
12/29	L	42-60	vs. Pittsburgh*
12/30	L	52-68	vs. Washington State*
1/2	L	55-72	at Iowa
1/4	*L*	*57-75*	*#8 Michigan*
1/11	L	53-78	at Purdue
1/15	L	63-66	#17 Indiana
1/18	L	62-75	at Michigan State
1/22	L	69-71	Penn State
1/25	W	78-47	Ohio State
1/29	L	53-65	at Wisconsin
2/1	L	56-75	#6 Minnesota
2/5	L	58-70	at Illinois
2/8	L	44-56	Wisconsin
2/13	L	40-55	at Ohio State
2/15	L	55-61	at Penn State
2/19	W	70-58	Michigan State
2/22	L	49-64	at #24 Indiana
2/26	L	61-72	Purdue
3/5	*L*	*76-93*	*at Michigan*
3/8	L	59-75	Iowa

* Rainbow Classic, Honolulu, Hawaii
NOTE: Two games in italics vacated by the NCAA

1997-98
Record: 10-17; 3-13 (9th)
Coach: Kevin O'Neill
Captains: Julian Bonner, Evan Eschmeyer

11/22	L	84-86	Siena

THE 1993-94 NIT TEAM defeated three ranked teams, including No. 8 Michigan in overtime in the regular-season finale.

11/26	W	71-51	Sam Houston State
11/29	W	54-40	Md.-Eastern Shore
12/2	W	90-52	Troy State
12/6	W	72-59	DePaul
12/13	W	51-44	Seton Hall
12/17	W	68-51	Wofford
12/23	L	63-64	at Boston College
12/27	L	69-77	at Dayton
1/3	L	57-91	at #14 Iowa
1/7	W	66-59	Minnesota
1/10	L	44-59	Illinois
1/14	L	58-76	Indiana
1/17	L	33-56	at Wisconsin
1/22	L	45-83	at Penn State
1/24	L	45-80	at #12 Purdue
1/27	W	71-40	Chicago State
1/31	L	66-72	#22 Michigan St. (OT)
2/5	*L*	*67-74*	*at #18 Michigan*
2/8	L	68-69	Penn State (OT)
2/11	W	47-39	Wisconsin
2/14	L	55-73	at Indiana
2/18	L	57-69	at #23 Illinois
2/21	W	70-62	Ohio State
2/25	L	55-75	Iowa
2/28	L	54-59	at Minnesota
3/5	L	56-64	vs. Minnesota✗

NOTE: Game in italics vacated by the NCAA
✗ Big Ten Tournament, Chicago, Ill.

1998-99
Record: 15-14; 6-10 (8th)
Coach: Kevin O'Neill
Captain: None

11/17	L	57-69	Maine
11/21	W	68-30	Oakland (Mich.)
11/25	W	69-66	St. Francis (N.Y.)
11/28	W	62-55	Furman
12/5	W	61-57	Dayton
12/14	W	80-44	UW-Milwaukee
12/19	L	52-63	at Seton Hall
12/23	W	69-59	Boston College
12/27	W	67-47	Long Beach State
1/3	L	48-52	#21 Iowa
1/6	W	58-55	at #17 Minnesota
1/9	W	59-46	at Illinois
1/13	L	78-81	at #23 Indiana
1/16	L	49-57	#17 Wisconsin
1/20	W	62-60	Penn State (OT)
1/23	W	76-47	UT-Pan American
1/27	W	54-50	#14 Purdue
1/30	L	48-65	at #8 Michigan State
2/4	W	58-34	Michigan
2/6	W	71-67	at Penn State
2/10	L	45-57	at #15 Wisconsin
2/13	L	62-69	#17 Indiana (OT)
2/17	L	63-69	Illinois
2/20	L	49-59	at #11 Ohio State
2/24	L	48-65	at #18 Iowa
2/27	L	51-58	Minnesota
3/4	W	54-44	Penn State#
3/5	L	59-61	vs. #2 Michigan St.✗
3/10	L	64-69	at DePaul✩

✗ Big Ten Tournament, Chicago, Ill.
✩ National Invitation Tournament

1999-2000
Record: 5-25; 0-16 (11th)
Coach: Kevin O'Neill
Captain: None

11/23	W	55-47	Chicago State
11/26	L	26-48	vs. Evansville*
11/27	L	52-61	vs. Nebraska*
11/28	L	65-70	vs. Mississippi State*
12/1	L	46-60	Florida State√
12/4	L	44-62	La Salle
12/11	W	56-49	Nicholls State
12/14	W	67-59	Jacksonville
12/18	W	78-54	Western Carolina
12/29	L	44-85	at USC
1/2	L	41-60	Oakland (Mich.)
1/5	L	52-58	at Iowa
1/8	L	56-57	Pepperdine
1/13	L	49-82	Penn State
1/15	*L*	*44-58*	*#17 Ohio State*
1/19	L	70-93	at Michigan
1/22	L	45-69	at #10 Michigan State
1/27	L	29-59	#9 Michigan State
1/29	L	60-69	at Minnesota
2/2	L	51-70	at Purdue
2/5	L	67-89	#11 Indiana
2/9	W	61-47	Rice
2/12	L	58-77	Purdue
2/16	L	64-73	at Penn State
2/19	L	30-63	Illinois
2/23	*L*	*49-69*	*at #6 Ohio State*
2/26	L	55-61	Michigan (OT)
3/1	L	46-62	Wisconsin
3/4	L	44-73	at #25 Illinois
3/9	L	41-51	vs. Wisconsin✗

NOTE: Two games in italics vacated by the NCAA
* Hoop & Quill Tournament, St. Louis, Mo.
√ ACC/Big Ten Challenge
✗ Big Ten Tournament, Chicago, Ill.

2000-01
Record: 11-19; 3-13 (11th)
Coach: Bill Carmody
Captain: None

11/18	L	43-53	Arkansas-Little Rock
11/22	W	56-33	Md.-Eastern Shore
11/25	W	64-42	Vermont
11/28	L	44-57	at Clemson√
12/2	W	83-62	Mississippi Valley St.
12/10	L	44-62	at La Salle
12/13	W	83-56	St. Peter's
12/16	L	53-55	at Pepperdine
12/20	L	58-67	Kent State*
12/21	W	69-67	Iona *
12/22	W	68-52	Evansville*
12/27	W	63-61	#16 USC
1/3	*L*	*56-73*	*at Ohio State*
1/6	L	61-69	Purdue
1/10	L	53-84	at #3 Michigan State
1/13	L	66-73	at Penn State
1/17	L	49-63	#11 Illinois
1/20	L	59-78	at Purdue
1/24	L	58-74	#3 Michigan State
1/27	L	65-72	Michigan
1/31	W	79-63	Buffalo
2/2	L	59-84	at #6 Illinois
2/6	L	59-66	Minnesota
2/10	W	69-61	#14 Iowa
2/14	L	54-78	at Indiana
2/18	L	37-59	at #19 Wisconsin
2/21	W	62-61	Penn State
2/24	*L*	*57-69*	*Ohio State*
2/28	W	75-70	at Michigan
3/8	L	55-72	vs. Iowa✗

NOTE: Two games in italics vacated by the NCAA
* Carolina Shootout, San Juan, P.R.
√ ACC/Big Ten Challenge
✗ Big Ten Tournament, Chicago, Ill.

2001-02
Record: 16-13; 7-9 (7th)
Coach: Bill Carmody
Captain: None

11/14	W	78-73	vs. VCU*
11/15	L	68-71	vs. East Carolina*
11/16	W	59-51	vs. San Jose State*
11/24	W	80-42	Chicago State
11/28	W	57-50	Florida State√
12/8	W	79-56	Kansas State
12/15	W	58-55	Florida A&M
12/17	W	66-49	Liberty
12/22	L	60-63	vs. Fordham&
12/28	W	52-51	vs. UL-Lafayette%
12/29	L	60-77	at Arizona State%
1/2	L	44-59	Indiana
1/9	L	60-70	at #13 Iowa
1/12	*L*	*48-55*	*Ohio State*
1/16	W	58-54	at Michigan
1/19	W	63-50	#17 Iowa
1/23	L	61-63	at Purdue
1/26	W	63-57	at Buffalo
1/30	W	69-60	Wisconsin
2/2	*L*	*57-58*	*at #25 Ohio State*
2/6	W	61-49	Michigan State
2/9	L	44-73	at Wisconsin
2/13	W	58-56	Minnesota
2/16	W	55-49	at Penn State
2/20	W	61-48	Purdue
2/23	L	41-56	#16 Illinois
2/27	L	51-69	at Minnesota
3/2	L	67-79	at #25 Indiana
3/7	L	51-72	vs. Michigan✗

NOTE: Two games in italics vacated by the NCAA
* BCA Invitational, Raleigh, N.C.
√ ACC/Big Ten Challenge
& Madison Square Garden, New York, N.Y.
% azcentral.com Classic, Tempe, Ariz.
✗ Big Ten Tournament, Indianapolis, Ind.

2002-03
Record: 12-17; 3-13 (10th)
Coach: Bill Carmody
Captain: None

11/22	W	56-36	Md.-Eastern Shore
11/25	W	81-55	New Hampshire
11/27	L	53-56	IUPUI
11/30	W	59-55	at Kansas State
12/4	L	49-74	at N.C. State√
12/7	W	62-60	Bowling Green
12/18	W	66-51	Elon
12/19	L	53-70	Illinois-Chicago
12/22	W	62-60	Fordham
12/30	W	69-62	Buffalo
1/4	W	70-42	Long Island
1/8	L	63-68	Iowa
1/11	L	68-82	at Purdue
1/15	L	57-71	at #18 Indiana
1/18	L	70-77	Michigan
1/25	L	57-74	at Minnesota
1/29	L	50-69	at Wisconsin
2/1	L	52-65	at Ohio State
2/5	W	74-61	Indiana
2/8	L	59-74	Wisconsin
2/12	W	78-67	Purdue
2/15	L	51-64	at Michigan State
2/19	L	61-73	Minnesota
2/22	L	61-73	#20 Illinois (U)
3/1	W	85-79	Penn State (2OT)
3/5	L	48-52	Ohio State
3/8	L	61-77	at Iowa
3/13	W	76-64	vs. Minnesota✗
3/14	L	65-94	vs. #13 Illinois✗

√ ACC/Big Ten Challenge
✗ Big Ten Tournament, Chicago, Ill.

2003-04
Record: 14-15, 8-8 (t5th)
Coach: Bill Carmody
Captain: Jitim Young

11/21	L	56-67	Colorado
11/23	W	76-60	Chicago State
11/25	L	53-65	at DePaul
11/29	W	69-61	Northwestern State
12/1	L	53-71	at Florida State√
12/3	W	69-61	Bucknell
12/6	W	77-60	at Bowling Green
12/17	W	63-61	Arizona State
12/20	L	71-90	at Illinois-Chicago
12/27	L	75-80	vs. Rutgers%
12/28	L	47-49	vs. MVSU%
1/7	L	54-78	at Michigan
1/10	W	77-68	at Iowa
1/14	W	70-60	#25 Illinois
1/17	L	62-73	at Indiana
1/21	L	61-73	Michigan State
1/28	L	61-63	at Penn State (OT)
1/31	W	61-47	Minnesota
2/4	L	64-72	at Ohio State
2/7	W	69-51	#14 Wisconsin
2/11	W	40-39	at Purdue
2/14	W	65-52	Penn State
2/21	L	56-66	at Michigan State
2/25	W	63-59	Indiana
2/28	L	56-66	at #23 Illinois
3/3	W	51-49	Iowa
3/6	L	56-63	Michigan
3/11	W	57-52	vs. Penn State✗
3/12	L	55-68	vs. Michigan State✗

√ ACC/Big Ten Challenge
% S.P. SunClassic, El Paso, Texas
✗ Big Ten Tournament, Indianapolis, Ind.

2004-05
Record: 15-16, 6-10 (8th)
Coach: Bill Carmody
Captain: None

11/19	W	56-53	vs. Portland%
11/20	L	61-64	vs. New Mexico St.%
11/21	L	57-64	vs. Utah State%
11/28	L	57-66	at Colorado
12/1	L	44-48	#24 Virginia√
12/4	W	78-53	Chicago State
12/15	W	56-52	DePaul
12/18	W	53-44	Seton Hall
12/20	L	55-90	at Arizona State
12/22	W	72-58	Robert Morris
12/27	W	50-43	Delaware State
12/31	W	56-48	UT-Pan American
1/5	W	73-52	Indiana
1/8	L	58-87	at #20 Michigan State
1/12	L	61-71	at Michigan
1/15	L	66-78	#1 Illinois
1/22	L	62-65	at Penn State
1/26	W	75-74	#23 Iowa (OT)
1/29	L	52-65	Ohio State
2/2	L	58-73	at #19 Wisconsin
2/5	W	67-61	Purdue
2/9	W	55-53	at Minnesota
2/12	L	54-64	at #24 Iowa
2/14	W	59-51	Texas A&M-CC
2/19	W	54-39	Penn State
2/23	L	48-84	at #1 Illinois
2/26	W	69-53	Michigan
3/2	L	58-69	#14 Michigan State
3/5	L	55-77	at Indiana
3/10	W	58-56	vs. Michigan✗
3/11	L	51-68	vs. #1 Illinois✗

% Top of the World Classic, Fairbanks, Alaska
√ ACC/Big Ten Challenge
✗ Big Ten Tournament, Chicago, Ill.

2005-06
Record: 14-15, 6-10 (t8th)
Coach: Bill Carmody
Captain: None

11/13	W	61-59	vs. Lehigh$
11/14	W	61-47	vs. Charlotte$
11/15	L	48-56	vs. UNC Wilmington$
11/21	W	69-59	Florida Atlantic
11/26	L	49-59	at DePaul
11/30	L	57-72	at Virginia√
12/3	W	61-54	Delaware State (OT)
12/14	L	62-71	Illinois-Chicago
12/18	W	44-42	at Seton Hall
12/23	W	69-36	DePauw
1/1	W	82-47	Northern Colorado
1/4	W	66-53	Purdue
1/7	W	57-49	at Minnesota
1/11	L	61-65	Penn State
1/14	L	52-68	at #21 Wisconsin
1/18	L	51-68	at Michigan
1/21	L	47-58	#7 Illinois
1/25	W	78-76	at Purdue (OT)
2/1	L	63-72	at #22 Indiana
2/4	L	66-77	#12 Michigan State

2/8	W	51-48	#18 Iowa
2/11	W	73-49	IPFW
2/15	L	47-63	at #14 Illinois
2/18	L	52-61	at #12 Ohio State
2/23	W	62-51	Wisconsin
2/25	L	55-68	at Penn State
3/1	L	53-56	#9 Ohio State
3/4	W	57-53	Minnesota
3/7	L	42-60	vs. Penn State✗

$ BCA Invitational, Laramie, Wyo.
√ ACC/Big Ten Challenge
✗ Big Ten Tournament, Indianapolis, Ind.

2006-07
Record: 13-18, 2-14 (t10th)
Coach: Bill Carmody
Captains: Tim Doyle, Joe Kennedy

11/10	L	61-64	Cornell
11/14	W	49-39	DePaul
11/17	L	53-58	at Stanford
11/21	W	64-40	Brown
11/25	W	40-39	North Florida
11/28	W	61-59	Miami (Fla.)√
12/9	W	77-75	W. Michigan (OT)
12/14	W	41-39	Wheaton (Ill.)
12/19	L	65-66	vs. Tennessee Tech$
12/20	W	62-55	vs. UPR-Mayaguez$
12/21	W	77-44	vs. Utah$
12/27	W	66-60	Loyola (Md.)
12/31	W	85-59	Northwestern State
1/3	L	57-83	at Penn State
1/6	L	46-58	Michigan
1/10	L	45-66	at Michigan State
1/13	L	50-56	#3 Wisconsin
1/17	L	41-73	at #7 Ohio State
1/20	W	55-40	at Minnesota
1/24	L	50-59	#5 Ohio State
1/31	L	55-62	Minnesota
2/3	L	52-69	at #2 Wisconsin
2/7	L	43-58	Illinois
2/10	W	53-51	Penn State
2/15	L	58-66	at Iowa
2/18	L	37-48	at Illinois
2/21	W	67-56	UT-Pan American
2/24	L	68-75	Purdue
2/28	L	65-69	Indiana
3/3	L	50-73	at Purdue
3/8	L	57-62	vs. Michigan State✗

√ ACC/Big Ten Challenge
$ San Juan Shootout, San Juan, Puerto Rico
✗ Big Ten Tournament, Indianapolis, Ind.

2007-08
Record: 8-22, 1-17 (11th)
Coach: Bill Carmody
Captain: None

11/15	L	60-71	#20 Stanford
11/17	L	53-54	at DePaul
11/20	W	95-63	Benedictine
11/24	L	67-73	Brown
11/27	L	52-94	at Virginia√
12/1	W	68-58	Savannah State
12/3	W	88-68	Arkansas State
12/8	W	65-63	at Western Michigan
12/20	W	77-51	Howard
1/2	L	68-79	Penn State
1/6	L	51-62	at Ohio State
1/9	L	63-82	at Minnesota
1/12	L	68-78	Michigan
1/16	W	65-47	at Chicago State
1/19	L	50-62	at #17 Wisconsin
1/24	L	62-78	#10 Michigan State
1/27	L	37-70	at Illinois
1/30	W	68-59	UT-Pan American
2/3	L	63-75	at #11 Indiana
2/6	L	72-92	Minnesota
2/9	L	55-70	at Michigan State
2/13	L	47-65	Ohio State
2/16	L	56-71	#19 Purdue
2/19	L	51-53	at Iowa
2/23	L	82-85	#15 Indiana
2/26	W	62-60	at Michigan
3/1	L	43-68	at #16 Purdue
3/4	L	62-67	Iowa
3/8	L	52-65	#10 Wisconsin
3/13	L	52-55	vs. Minnesota✗

√ ACC/Big Ten Challenge
✗ Big Ten Tournament, Indianapolis, Ind.

2008-09
Record: 17-14, 8-10 (9th)
Coach: Bill Carmody
Captain: Craig Moore

11/16	W	81-39	Central Arkansas
11/19	W	66-48	Texas A&M-C.C.
11/22	W	73-64	at Brown
11/26	L	53-57	at Butler
12/1	W	59-43	UC Riverside
12/3	W	73-59	Florida State√
12/6	W	63-36	DePaul
12/15	W	77-62	UMKC
12/20	L	59-65	at Stanford
12/23	W	66-55	SMU
12/31	L	57-61	at Penn State
1/3	L	66-77	#10 Michigan State
1/7	L	45-74	at Wisconsin
1/15	L	61-63	#19 Purdue
1/18	W	74-65	#18 Minnesota
1/21	W	70-63	at #7 Michigan State
1/24	L	59-68	at Michigan
1/28	W	77-75	Indiana
1/31	W	66-63	Wisconsin
2/4	W	75-63	Chicago State
2/7	L	51-56	at Iowa
2/12	L	59-60	#22 Illinois
2/15	L	67-70	Michigan (OT)
2/18	W	72-69	Ohio State
2/22	L	45-72	at Minnesota
2/25	W	75-53	at Indiana
2/28	W	55-49	Iowa
3/4	W	64-61	at #19 Purdue
3/8	L	47-52	at Ohio State
3/12	L	53-66	vs. Minnesota✗
3/18	L	59-68	at Tulsa✰

√ ACC/Big Ten Challenge
✗ Big Ten Tournament, Indianapolis, Ind.
✰ National Invitation Tournament

2009-10
Record: 20-14, 7-11 (t7th)
Coach: Bill Carmody
Captain: None

11/13	W	77-55	Northern Illinois
11/18	L	54-67	#11 Butler
11/22	W	69-62	Tennessee State
11/24	W	69-53	Liberty
11/27	W	72-58	vs. #23 Notre Dame✦
11/28	W	67-65	vs. Iowa State✦
12/1	W	65-53	at N.C. State√
12/13	W	90-65	North Carolina A&T
12/16	W	84-54	North Florida
12/19	W	70-62	Stanford
12/22	W	74-54	Central Conn. State
12/30	L	83-89	at Illinois (OT) (25)
1/2	L	70-91	#11 Michigan St. (25)
1/7	W	53-44	UT-Pan American
1/10	W	68-62	at Michigan
1/13	L	50-60	#13 Wisconsin
1/16	W	72-64	#6 Purdue
1/19	L	56-76	at #21 Ohio State
1/23	W	73-68	Illinois
1/26	L	61-65	at Minnesota
1/30	L	70-79	at #5 Michigan State
2/2	W	67-52	Michigan
2/7	W	78-61	Indiana
2/10	L	65-78	at Iowa
2/14	W	77-74	Minnesota (OT)
2/17	L	70-81	Penn State
2/21	L	63-70	at #14 Wisconsin
2/25	W	74-57	Iowa
2/28	L	60-79	at Penn State
3/3	W	72-49	Chicago State
3/6	L	80-88	at Indiana (OT)
3/11	W	73-58	vs. Indiana✗
3/12	L	61-69	vs. #6 Purdue✗
3/17	L	64-76	at Rhode Island✰

√ ACC/Big Ten Challenge
✦ Chicago Invitational Challenge, Chicago
✗ Big Ten Tournament, Indianapolis, Ind.
✰ National Invitation Tournament

2010-11
Record: 20-14, 7-11 (8th)
Coach: Bill Carmody
Captains: Jeff Ryan, Michael Thompson

11/12	W	97-78	at Northern Illinois
11/17	W	77-71	at UT-Pan American
11/19	W	71-45	Arkansas-Pine Bluff
11/28	W	65-52	Creighton
11/30	W	91-71	Georgia Tech√
12/13	W	81-65	Long Island
12/16	W	78-62	American
12/20	W	92-61	vs. St. Francis (N.Y.)✦
12/21	L	69-85	at St. John's✦
12/23	W	70-47	Mount St. Mary's
12/31	L	69-82	at #12 Purdue
1/3	L	62-65	#18 Michigan State
1/6	L	63-88	at #20 Illinois
1/9	W	93-81	Indiana
1/12	W	90-71	at Iowa
1/15	L	67-71	at Michigan St. (OT)
1/18	W	74-60	Michigan
1/20	W	98-55	SIU Edwardsville
1/23	L	46-78	#18 Wisconsin
1/26	L	70-81	at #16 Minnesota
1/29	L	57-58	#1 Ohio State
2/5	W	71-70	Illinois
2/9	L	66-75	at Michigan
2/13	L	41-65	at Penn State
2/17	W	73-70	Iowa
2/19	W	70-64	at Indiana
2/24	L	52-66	Penn State
2/27	L	63-78	at #12 Wisconsin
3/2	W	68-57	Minnesota
3/10	W	75-65	vs. Minnesota✗
3/11	L	61-67	vs. #1 Ohio St. (OT)✗
3/16	W	70-61	Milwaukee✰
3/19	W	85-67	at Boston College✰
3/23	L	66-69	at Wash. St. (OT)✰

√ ACC/Big Ten Challenge
✦ MSG Holiday Festival, New York, N.Y.
✗ Big Ten Tournament, Indianapolis, Ind.
✰ National Invitation Tournament

2011-12
Record: 19-14, 8-10 (t7th)
Coach: Bill Carmody
Captains: Davide Curletti, John Shurna

11/13	W	60-36	UT-Pan American
11/17	W	88-82	vs. LSU✦
11/18	W	69-65	vs. Tulsa✦
11/20	W	80-73	vs. Seton Hall✦
11/25	W	63-58	Stony Brook
11/29	W	76-60	at Georgia Tech √
12/2	W	92-67	Miss. Valley State
12/4	L	41-69	#7 Baylor
12/15	W	81-51	Texas Southern
12/17	W	70-64	Central Conn. State
12/18	W	87-72	Eastern Illinois
12/22	L	79-87	at #23 Creighton
12/28	L	54-87	at #2 Ohio State
1/1	W	68-56	Penn State
1/4	L	56-57	Illinois
1/11	L	64-66	at #13 Michigan (OT)
1/14	W	81-74	#6 Michigan State
1/18	L	57-77	at Wisconsin
1/22	L	52-75	at Minnesota
1/28	L	56-58	Purdue
2/2	W	84-74	Nebraska

THE 2008-09 NIT TEAM defeated three ranked teams, including Purdue and eventual national runner-up Michigan State on the road.

2/5	W	74-70	at Illinois
2/9	W	83-64	Iowa
2/12	L	77-87	at Purdue
2/15	L	66-71	at #18 Indiana
2/18	W	64-53	Minnesota
2/21	L	55-67	#11 Michigan (OT)
2/25	W	67-66	at Penn State
2/29	L	73-75	#10 Ohio State
3/3	W	70-66	at Iowa
3/8	L	68-75	vs. Minnesota (OT)✗
3/13	W	76-74	Akron✰
3/16	L	55-76	at Washington✰

√ ACC/Big Ten Challenge
✦ Charleston Classic, Charleston, S.C.
✗ Big Ten Tournament, Indianapolis, Ind.
✰ National Invitation Tournament

2012-13
Record: 13-19, 4-14 (11th)
Coach: Bill Carmody
Captains: Drew Crawford, Reggie Hearn, Alex Marcotullio

11/13	W	79-49	Texas Southern
11/15	W	81-68	Miss. Valley State
11/18	W	80-53	Fairleigh Dickinson
11/20	W	69-50	Delaware State
11/23	W	55-31	vs. TCU✦
11/24	W	72-69	vs. Illinois St. (OT)✦
11/27	L	57-77	Maryland√
12/1	L	44-50	UIC
12/4	W	74-70	at Baylor
12/8	L	65-74	Butler
12/17	W	74-68	Texas State
12/21	L	68-70	Stanford
12/23	W	63-42	Brown
1/3	L	66-94	#2 Michigan
1/6	L	51-69	at #9 Minnesota
1/10	W	70-54	at Penn State
1/13	L	50-70	Iowa
1/17	W	68-54	at #23 Illinois
1/20	L	59-67	#2 Indiana
1/23	W	55-48	#12 Minnesota
1/26	L	49-64	at Nebraska
1/30	L	46-68	at #1 Michigan
2/2	W	75-60	Purdue
2/9	L	57-71	at Iowa
2/14	L	59-69	at #13 Ohio State
2/17	L	41-62	Illinois
2/20	L	41-69	#19 Wisconsin
2/24	L	43-74	at Purdue
2/28	L	53-63	#16 Ohio State
3/7	L	59-66	Penn State
3/10	L	61-71	at #10 Michigan St.
3/14	L	59-73	vs. Iowa✗

√ ACC/Big Ten Challenge
✦ South Padre Island Invitational, South Padre Island, Texas
✗ Big Ten Tournament, Chicago, Ill.

2013-14
Record: 14-19, 6-12 (t-10th)
Coach: Chris Collins
Captains: Dave Sobolewski, Drew Crawford

11/9	W	72-55	Eastern Illinois
11/14	L	58-71	at Stanford
11/17	L	64-68	Illinois State
11/20	W	93-58	at UIC
11/22	W	63-61	IUPUI
11/25	W	72-59	Gardner-Webb
11/28	L	67-78	vs. Missouri✦
11/29	L	79-95	vs. #19 UCLA✦
12/4	L	48-69	at NC State√
12/7	W	51-35	Western Michigan
12/16	W	86-64	Miss. Valley State
12/22	W	58-52	Brown
12/27	L	56-57	DePaul
1/2	L	49-76	#4 Wisconsin
1/5	L	51-74	at Michigan
1/9	L	67-93	at #20 Iowa
1/12	W	49-43	#23 Illinois
1/15	L	40-54	#4 Michigan State
1/18	W	54-47	at Indiana
1/21	W	63-60	Purdue (2OT)
1/25	L	50-76	#10 Iowa
1/29	W	65-56	at #14 Wisconsin
2/1	W	55-54	at Minnesota
2/8	L	49-53	Nebraska
2/13	L	70-85	at #9 Michigan State
2/16	L	48-54	Minnesota
2/19	L	60-76	at #24 Ohio State
2/22	L	56-61	Indiana
3/1	L	47-54	at Nebraska
3/6	L	32-59	Penn State
3/9	W	74-65	at Purdue
3/13	W	67-62	vs. Iowa✗
3/14	L	51-67	vs. Michigan State✗

√ ACC/Big Ten Challenge
✦ Las Vegas Invitational, Las Vegas, Nev.
✗ Big Ten Tournament, Indianapolis, Ind.

2014-15
Record: 15-17, 6-12 (t-10th)
Coach: Chris Collins
Captains: Dave Sobolewski, Tre Demps, JerShon Cobb

11/14	W	65-58	Houston Baptist
11/17	W	69-56	at Brown
11/20	W	69-67	North Florida
11/22	W	68-67	Elon (OT)
11/25	W	55-46	vs. Miami (Ohio)✦
11/26	L	42-61	vs. Northern Iowa✦
12/3	L	58-66	Georgia Tech√
12/6	L	56-65	at #23 Butler
12/14	W	101-49	Miss. Valley State
12/17	L	67-80	Central Michigan
12/20	W	67-61	Western Michigan
12/22	W	63-46	UIC
12/27	W	76-55	Northern Kentucky
12/30	W	51-47	at Rutgers
1/4	L	58-81	#4 Wisconsin
1/11	L	77-84	at Michigan St. (OT)
1/14	L	67-72	Illinois
1/17	L	54-56	at Michigan
1/22	L	67-69	Ohio State
1/25	L	67-68	at #13 Maryland
1/31	L	60-68	Purdue
2/3	L	60-76	at Nebraska
2/7	L	50-65	at #5 Wisconsin
2/10	L	44-68	Michigan State
2/15	W	66-61	Iowa (OT)
2/18	W	72-66	at Minnesota
2/21	W	60-39	Penn State
2/25	W	72-65	Indiana
2/28	L	60-86	at Illinois
3/3	W	82-78	Michigan (2OT)
3/7	L	52-69	at Iowa
3/12	L	56-71	vs. Indiana✗

√ ACC/Big Ten Challenge
✦ Cancun Challenge, Riviera Maya, Mexico
✗ Big Ten Tournament, Chicago, Ill.

2015-16
Record: 20-12, 8-10 (9th)
Coach: Chris Collins
Captains: Tre Demps, Sanjay Lumpkin, Alex Olah

11/13	W	79-57	UMass Lowell
11/18	W	79-72	Fairfield
11/20	W	83-80	Columbia (OT)
11/23	L	69-80	vs. #9 No. Carolina✦
11/24	W	67-62	vs. Missouri✦
11/28	W	90-63	New Orleans
12/1	W	81-79	at Virginia Tech (OT)√
12/5	W	81-56	SIU Edwardsville
12/13	W	77-35	Chicago State
12/15	W	78-48	Miss. Valley State
12/19	W	78-70	at DePaul (OT)
12/21	W	103-67	Sacred Heart
12/27	W	74-59	Loyola (Md.)
12/30	W	81-72	at Nebraska
1/2	L	59-72	#4 Maryland
1/6	L	56-65	Ohio State
1/9	W	77-52	at Minnesota
1/12	W	70-65	Wisconsin
1/16	L	62-71	Penn State
1/19	L	56-62	at #7 Maryland (OT)
1/23	L	57-89	at #25 Indiana
1/28	L	45-76	#12 Michigan State
1/31	L	71-85	at #3 Iowa
2/4	W	82-58	Minnesota
2/9	L	63-71	at Ohio State
2/13	W	58-56	Illinois
2/16	L	61-71	at #17 Purdue
2/24	L	63-72	at Michigan
2/27	W	98-59	Rutgers
3/3	W	71-61	at Penn State
3/6	W	65-54	Nebraska
3/10	L	70-72	vs. Michigan (OT)✗

√ ACC/Big Ten Challenge
✦ CBE Hall of Fame Classic, Kansas City, Mo.
✗ Big Ten Tournament, Chicago, Ill.

2016-17
Record: 24-12, 10-8 (t-5th)
Coach: Chris Collins
Captains: Sanjay Lumpkin, Bryant McIntosh

11/11	W	94-63	Miss. Valley State
11/14	W	86-72	Eastern Washington
11/16	L	68-70	at Butler
11/21	W	77-58	vs. #22 Texas✦
11/22	L	66-70	vs. Notre Dame✦
11/25	W	86-66	Bryant
11/28	W	65-58	Wake Forest√
12/3	W	80-64	DePaul
12/11	W	83-49	New Orleans
12/14	W	68-64	Chicago State
12/17	W	67-64	vs. Dayton▲
12/20	W	87-65	IUPUI
12/22	W	72-63	Houston Baptist
12/27	W	87-77	at Penn State
12/30	L	52-61	at Michigan State
1/5	L	66-70	Minnesota
1/8	W	74-66	at Nebraska
1/12	W	69-60	at Rutgers
1/15	W	89-54	Iowa
1/22	W	74-72	at Ohio State
1/26	W	73-61	Nebraska
1/29	W	68-55	Indiana
2/1	L	59-80	at #23 Purdue (25)
2/7	L	61-68	Illinois
2/12	W	66-59	at #7 Wisconsin
2/15	L	64-74	#23 Maryland
2/18	W	69-65	Rutgers
2/21	L	50-66	at Illinois
2/25	L	62-63	at Indiana
3/1	W	67-65	Michigan
3/5	L	65-69	#16 Purdue
3/9	W	83-61	vs. Rutgers✗
3/10	W	72-64	vs. #25 Maryland✗
3/11	L	48-76	vs. #24 Wisconsin✗
3/16	W	68-66	vs. Vanderbilt✰
3/18	L	73-79	vs. #2 Gonzaga✰

√ ACC/Big Ten Challenge
✦ Legends Classic, Brooklyn, N.Y.
▲ State Farm Chicago Legends, Chicago
✗ Big Ten Tournament, Washington, D.C.
✰ NCAA Tournament, Salt Lake City, Utah

2017-18
Record: 15-17, 6-12 (10th)
Coach: Chris Collins
Captains: Bryant McIntosh, Vic Law, Scottie Lindsey, Dererk Pardon

11/10	W	79-75	Loyola (Md.)
11/13	W	75-66	Saint Peter's
11/15	L	88-92	Creighton#
11/18	W	82-74	La Salle ▲
11/19	L	49-85	Texas Tech ▲
11/24	W	81-50	Sacred Heart
11/28	L	51-52	at Georgia Tech √
12/1	W	72-68	Illinois (OT)
12/3	L	69-74	at Purdue
12/11	W	96-31	Chicago State
12/14	W	84-50	Valparaiso
12/16	W	62-60	at DePaul
12/19	W	85-48	Lewis
12/22	L	78-104	at #17 Oklahoma
12/30	W	95-73	Brown
1/2	L	55-70	Nebraska
1/5	L	63-78	at Penn State
1/10	W	83-60	Minnesota
1/14	L	46-66	at Indiana
1/17	L	65-71	#22 Ohio State
1/20	W	70-61	Penn State
1/23	W	77-69	at Minnesota
1/29	L	47-58	at #24 Michigan
2/1	W	60-52	at Wisconsin
2/6	W	61-52	#20 Michigan
2/10	L	57-73	at Maryland
2/13	L	58-67	at Rutgers (OT)
2/17	L	60-65	#2 Michigan State
2/19	L	64-71	Maryland
2/22	L	64-70	Wisconsin
2/25	L	70-77	at iowa
3/1	L	57-65	vs. Penn State ✗

Gavitt Games
√ ACC/Big Ten Challenge
▲ Hall of Fame Tip-Off, Uncasville, Conn.
✗ Big Ten Tournament, New York City, N.Y.

2018-19
Record: 13-19, 4-16 (14th)
Coach: Chris Collins
Captains: Vic Law, Dererk Pardon, Jordan Ash

11/8	W	82-52	New Orleans
11/12	W	63-51	American
11/16	W	82-54	Binghamton
11/22	L	59-78	Fresno State ▲
11/23	W	91-74	La Salle ▲
11/25	W	79-57	Utah ▲
11/28	W	67-61	Georgia Tech √
12/1	L	68-72	at Indiana
12/4	L	60-62	#5 Michigan
12/8	W	75-68	DePaul
12/17	W	88-46	Chicago State
12/21	L	69-76	Oklahoma (OT)
12/30	W	75-54	Columbia
1/2	L	55-81	at #8 Michigan State
1/6	W	68-66	Illinois
1/9	L	63-73	Iowa
1/13	L	60-80	at #2 Michigan
1/18	W	65-57	at Rutgers
1/22	W	73-66	Indiana
1/26	L	46-62	at Wisconsin
1/29	L	52-70	at #21 Maryland
2/4	L	52-59	Penn State
2/10	L	79-80	at #20 Iowa
2/13	L	56-59	Rutgers
2/16	L	50-59	at Nebraska
2/20	L	49-63	at Ohio State
2/23	L	64-69	#22 Wisconsin
2/28	L	50-62	Minnesota
3/3	L	76-81	at Illinois
3/6	W	68-50	Ohio State
3/9	L	57-70	#11 Purdue
3/13	L	69-74	Illinois (OT) ✗

▲ Wooden Legacy, Fullerton, Calif.
√ ACC/Big Ten Challenge
✗ Big Ten Tournament, Chicago, Ill.

SERIES RECORDS VS. OPPONENT

OPPONENT	W	L
Akron	1	0
Alabama	1	0
Alcorn State	1	0
American	2	0
American Col. of P.E.	1	0
Angelo State	1	0
Arizona	0	2
Arizona State	2	4
Arkansas-Little Rock	0	1
Arkansas-Pine Bluff	1	0
Arkansas State	1	0
Armour	5	0
Army	1	0
Ball State	1	1
Baylor	1	1
Beloit	2	1
Benedictine (Ill.)	1	0
Binghamton	1	0
Boston College	3	2
Boston University	1	0
Bowling Green	2	1
Bradley	8	1
Brown	8	2
Bryant	1	0
Buckeye Paints	0	1
Bucknell	1	0
Buffalo	3	0
Butler	16	11
BYU	1	1
California	1	2
UC Riverside	1	0
UC Santa Barbara	1	1
Cal State Los Angeles	1	0
Camp Grant	0	1
Carleton	7	0
Central Arkansas	1	0
Central Connecticut State	2	0
Central Michigan	3	1
Central Park	1	0
Charlotte	1	0
Chicago	30	28
Chicago State	13	0
Chicago YMCA	1	0
The Citadel	1	0
Clemson	0	1
Cleveland State	1	1
Colorado	3	6
Colorado State	2	1
Columbia	3	1
Cornell (Iowa)	1	0
Cornell (N.Y.)	2	1
Cornell Ath. Club	1	1
Creighton	3	3
Dartmouth	3	1
Dayton	2	2
Delaware State	3	0
Denver	1	0
DePaul	14	20
DePauw	3	2
Detroit	0	1
Detroit YMCA	1	0
Drake	1	1
Duke	0	7
Duquesne	2	0
East Carolina	0	1
East Tennessee St.	1	0
Eastern Illinois	2	0
Eastern Washington	1	0
Eckhart Park	0	1
Elon	2	0
Evanston Academy	1	0
Evanston Reds	3	1

OPPONENT	W	L
Evanston Township HS	1	0
Evanston YMCA	1	7
Evansville	1	2
Fairfield	1	1
Fairleigh Dickinson	1	0
First National Bank	1	0
Flint (Mich.) Vehicle Co.	1	0
Florida	2	1
Florida A&M	1	0
Florida Atlantic	1	0
Florida International	1	0
Florida Southern	2	0
Florida State	2	3
Fordham	1	1
Fresno State	0	1
Furman	2	0
Gardner-Webb	1	0
Garrett Biblical Instit.	1	0
George Mason	0	1
George Washington	1	0
Georgia Tech	3	2
Gonzaga	0	1
Great Lakes	4	7
Green Bay	2	1
Haskell	0	1
Hawaii	1	2
Holy Cross	1	1
Houston Baptist	2	0
Howard	1	0
Hull House	0	1
IPFW	1	0
IUPUI	2	1
Idaho State	1	0
Illinois	42	136
Illinois Athletic Club	0	2
Illinois State	2	3
Illinois Wesleyan	9	0
Indiana	52	118
Iona	1	0
Iowa	60	118
Iowa Pre-Flight	1	0
Iowa State	1	1
Jacksonville	1	0
Kansas	2	6
Kansas State	2	1
Kent State	0	1
Kentucky	1	7
Knights of Columbus	1	0
Knox	1	0
Lake Forest	4	4
Lamar	0	1
Laporte	1	0
La Salle	2	3
Lehigh	2	0
Lewis	5	0
Liberty	2	0
Long Beach State	1	0
Long Island	2	0
Loras	1	0
Louisiana-Lafayette	1	0
Louisville	2	0
Loyola (Ill.)	11	8
Loyola (Md.)	3	0
LSU	3	1
Maine	0	1
Manhattan	0	1
Marquette	14	14
Marshall	0	1
Maryland	2	8
Md.-Eastern Shore	3	0
Massachusetts	0	1
UMass Lowell	1	0

OPPONENT	W	L
Mercer	2	0
Mercury Athletic Club	1	0
Miami (Fla.)	1	0
Miami (Ohio)	1	1
Michigan	59	114
Michigan State	38	91
Millikin	0	1
Milwaukee	2	0
Minnesota	71	105
Mississippi State	0	1
Mississippi Valley State	7	1
Missouri	4	5
Monmouth	1	0
Morgan State	1	0
Mount St. Mary's	1	0
Naperville	0	2
Navy	2	0
NC State	1	4
Nebraska	6	9
New Hampshire	1	0
New Mexico State	0	1
New Orleans	4	0
New York University	0	1
Nicholls State	1	0
North Carolina	1	4
North Carolina A&T	1	0
UNC Wilmington	0	1
North Florida	3	0
Northeastern	3	1
Northeastern Illinois	1	0
Northern Arizona	1	0
Northern Colorado	1	0
Northern Illinois	9	2
Northern Iowa	0	1
Northern Kentucky	1	0
North Park	1	0
North Texas State	0	1
Northwestern College	2	1
Northwestern State (La.)	2	0
Notre Dame*	24	64
Oakland	2	1
Ohio	8	5
Ohio State	47	125
Oklahoma	0	2
Oklahoma City	0	1
Oregon	0	2
Oregon State	1	4
Penn State	19	32
Pennsylvania	0	1
Pepperdine	0	2
Pittsburgh	10	8
Portland	1	0
Princeton	7	1
Providence	0	2
Purdue	48	127
Radford	1	0
Ravenswood	1	0
Rhode Island	0	2
Rice	3	1
Rider	1	0
Ripon	3	0
Robert Morris	2	0
Rollins	2	2
Rutgers	10	3
St. Francis (N.Y.)	2	0
St. John's	1	2
St. Joseph's (Ind.)	2	0
St. Peter's	2	0
Sacred Heart	2	0
Saint Louis	1	2
Sam Houston State	1	0
San Diego State	0	2

OPPONENT	W	L
San Jose State	1	0
Savannah State	1	0
Seton Hall	5	2
Seward Park	1	0
Siena	1	1
SIU Edwardsville	5	0
SMU	2	1
South Dakota	1	0
South Dakota State	1	0
Southern California	3	6
Stanford	2	6
Stony Brook	1	0
Syracuse	0	1
Tampa	1	0
TCU	1	2
Temple	0	1
Tennessee	1	0
Tennessee-Martin	1	0
Tennessee State	1	0
Tennessee Tech	0	2
Texas	2	1
Texas A&M	2	3
Texas A&M-C.C.	2	0
Texas Tech	0	1
Texas Southern	2	0
Texas State	1	0
Texas-Pan American	7	0
Toledo	0	1
Troy State	1	0
Tulane	4	3
Tulsa	1	1
UCLA	1	4
UIC	5	4
UMBC	1	0
UMKC	1	0
UNLV	0	1
UTEP	0	1
U.S. Infantry	1	0
Utah	2	2
Utah State	0	1
Valparaiso	9	2
Vanderbilt	2	4
Vermont	1	0
Virginia	0	3
Virginia Commonwealth	1	0
Virginia Tech	1	0
Wabash	6	1
Wake Forest	1	-
Washington	2	6
Washington (Mo.)	2	0
Washington State	3	3
West Aurora HS	1	0
West Virginia	1	1
Western Carolina	1	0
Western Illinois	3	2
Western Michigan	23	5
Wheaton (Ill.)	1	0
Whiting Owls	0	1
Whiting Red Crowns	0	1
Wichita State	0	2
William & Mary	1	1
Wisconsin	69	116
Wofford	1	0
Wyoming	1	0
Xavier	0	1
Yale	3	2
Youngstown State	4	0

Overall Record: 1,093-1,515-1

*Northwestern and Notre Dame tied, 20-20, in 1935.

SERIES HISTORY VS. OPPONENT

Legend:
(C)—Chicago Stadium (Chicago, Ill.)
(R)—Rosemont Horizon/Allstate Arena (Rosemont, Ill.)
(D)—DePaul's Alumni Hall (Chicago, Ill.)
(U)—United Center (Chicago, Ill.)
(F)—Game later forfeited by opponent
**—Overtime game*

Akron
NU leads 1-0
W 76-74 3/13/12 H

Alabama
NU leads 1-0
W 32-10 12/31/30 H

Alcorn State
NU leads 1-0
W 77-66 11/26/94 H

American
NU leads 2-0
W 78-62 12/16/10 H
W 63-51 11/12/18 H

American College of P.E.
NU leads 1-0
W 35-16 12/18/19 H

Angelo State
NU leads 1-0
W 64-51 12/20/82 D

Arizona
NU trails 2-0
L 64-78 12/10/76 A
L 80-83 * 11/27/78 H

Arizona State
NU trails 4-2
W 101-91 12/20/69 A
L 78-92 12/11/76 A
L 62-81 12/28/91 A
L 60-77 12/29/01 A
W 63-61 12/17/03 H
L 55-90 12/20/04 A

Arkansas-Little Rock
NU trails 1-0
L 43-53 11/18/00 H

Arkansas-Pine Bluff
NU leads 1-0
W 71-45 11/19/10 H

Arkansas State
NU leads 1-0
W 88-68 12/3/07 H

Armour
NU leads 5-0
W 39-10 12/16/12 H
W 42-18 1/7/14 H
W 32-20 12/9/14 H
W 39-37 12/29/14 A
W 27-12 12/3/21 H

Army
NU leads 1-0
W 84-62 12/12/95 H

Ball State
Series tied 1-1
W 120-83 12/5/66 H
L 71-77 12/22/88 N

Baylor
Series tied 1-1
L 41-69 12/4/11 H
W 74-70 12/4/12 A

Beloit
NU leads 2-1
W 38-31 3/8/05 A
L 8-20 12/20/15 A
W 25-14 12/17/20 H

Benedictine (Ill.)
NU leads 1-0
W 95-63 11/20/07 H

Binghamton
NU leads 1-0
W 82-54 11/16/18 H

Boston College
NU leads 3-2
W 77-68 12/27/68 N
L 76-89 12/28/90 N
L 63-64 12/23/97 A
W 69-59 12/23/98 H
W 85-67 3/19/11 A

Boston University
NU leads 1-0
W 78-74 12/19/59 H

Bowling Green
NU leads 2-1
L 68-79 12/29/79 N
W 62-60 12/7/02 H
W 77-60 12/6/03 A

Bradley
NU leads 8-1
W 36-23 12/8/30 H
W 33-19 12/6/31 H
W 44-19 12/5/32 H
W 40-19 12/6/33 H
W 38-31 2/13/37 H
W 28-26 2/5/38 H
W 67-64 12/22/79 N
W 63-42 11/28/83 H
L 72-76 11/30/85 A

Brown
NU leads 8-2
W 93-74 12/23/61 H
W 80-65 11/27/76 N
L 56-60 1/2/96 H
W 64-40 11/21/06 H
L 67-73 11/24/07 H
W 73-64 11/22/08 A
W 63-42 12/23/12 H
W 58-52 12/22/13 H
W 69-56 11/17/14 A
W 95-73 12/30/17 R

Bryant
NU leads 1-0
W 86-66 11/25/16 H

Buckeye Paints
NU trails 1-0
L 20-33 12/28/15 A

Bucknell
NU leads 1-0
W 69-61 12/3/03 H

Buffalo
NU leads 3-0
W 79-63 1/31/01 H
W 63-57 1/26/02 A
W 69-62 12/30/02 H

Butler
NU leads 16-11
W 41-36 1934-35 H
W 53-38 2/1/36 H
L 21-30 12/23/37 A
W 32-20 2/8/40 A
L 31-32 12/18/40 A
W 46-40 12/13/41 H
W 44-40 12/31/46 H
W 52-51 12/6/47 H
W 70-60 12/9/50 A
W 93-57 12/3/51 H
W 90-72 12/22/52 H
W 70-57 12/28/53 H
L 60-78 1/29/54 A
L 62-83 12/22/54 A
W 81-74 12/27/54 H
W 87-69 12/5/67 H
W 73-69 12/7/68 A
W 98-79 12/8/70 H
L 61-65 12/2/72 A
W 82-78 12/3/77 N
W 61-58 12/22/84 H
L 53-71 12/3/86 A
L 53-57 11/26/08 A
L 54-67 11/18/09 H
L 65-74 12/8/12 H
L 56-65 12/6/14 A
L 68-70 11/16/16 A

BYU
Series tied 1-1
W 61-41 1/3/46 H
L 68-69 12/21/89 A

California
NU trails 2-1
W 34-19 12/28/35 H
L 36-43 1/4/38 H
L 40-62 12/19/60 C

UC Riverside
NU leads 1-0
W 59-43 12/1/08 H

UC Santa Barbara
Series tied 1-1
W 82-73 12/2/68 A
L 50-62 12/30/82 N

Cal State-LA
NU leads 1-0
W 77-63 11/26/85 H

Camp Grant
NU trails 1-0
L 43-51 2/12/44 N

Carleton
NU leads 7-0
W 31-22 12/20/30 H
W 48-33 12/3/34 H
W 56-27 12/6/35 H
W 44-19 12/7/36 H
W 53-23 12/3/37 H
W 45-23 12/7/38 H
W 30-14 12/5/39 H

Central Arkansas
NU leads 1-0
W 81-39 11/16/08 H

Central Connecticut State
NU leads 2-0
W 74-54 12/22/09 H
W 70-64 12/17/11 H

Central Michigan
NU leads 3-1
W 73-68 12/10/94 H
W 64-63 12/19/95 A
W 70-49 11/26/96 H
L 67-80 12/17/14 H

Central Park
NU leads 1-0
W 51-25 1913-14 H

Charlotte
NU leads 1-0
W 61-47 11/14/05 N

Chicago
NU leads 30-28
L 19-34 2/24/05 A
L 23-25 3/18/05 H
L 5-26 1/18/07 H
L 6-34 2/20/07 A
L 6-41 2/13/08 A
L 12-17 2/29/08 H
L 4-28 1/20/09 H
L 4-31 1/15/10 A
L 6-44 1/25/10 H
L 16-24 1/7/11 A
L 18-25 3/1/11 H
L 13-38 1/13/12 A
L 11-27 2/10/12 H
L 25-28 2/21/13 H
L 10-28 1/14/14 H
L 29-34 2/24/14 A
L 11-15 1/9/15 H
L 14-22 2/16/15 A
W 28-18 1/22/16 A
W 28-20 2/16/16 H
L 14-27 1/20/17 A
L 22-25 2/27/17 H
L 17-24 2/15/19 A
W 15-12 3/5/19 H
L 25-26 2/9/21 H
L 22-23 1/20/22 A
L 18-26 1/9/24 H
L 26-42 2/27/24 A
W 29-7 2/17/25 H
W 17-16 3/11/25 A
L 27-34 1/12/27 H
L 21-40 2/19/27 A
W 15-14 1/12/28 A
W 39-18 2/28/28 H
W 37-17 1/25/30 A
W 39-24 3/4/30 H
W 31-16 2/7/31 H
W 27-15 2/14/31 A
W 52-24 1/14/33 A
W 57-23 2/18/33 H
L 34-36 2/10/34 H
W 30-22 3/2/34 A
W 42-27 1/29/36 H
W 34-33 3/7/36 A
W 44-21 1/16/37 A
W 34-27 2/27/37 H
W 34-31 2/11/39 A
W 44-28 1/13/40 H
W 41-36 2/15/41 A
W 69-50 1/10/42 A
W 47-46 2/16/42 H
W 63-29 2/20/43 A
W 77-20 1/14/44 A
W 74-49 12/8/84 H
W 101-45 11/26/88 H
W 84-41 1/6/92 H
W 101-50 12/1/92 H
W 94-43 11/27/93 H

Chicago State
NU leads 13-0
W 69-58 12/11/81 H
W 71-40 1/27/98 H
W 55-47 11/23/99 H
W 80-42 11/24/01 H
W 76-60 11/23/03 H
W 78-53 12/4/04 H
W 65-47 1/16/07 A
W 75-63 2/4/09 H
W 72-49 3/3/10 H
W 77-35 12/13/15 H
W 68-64 12/14/16 H
W 96-31 12/11/17 R
W 88-46 12/17/18 H

Chicago YMCA
NU leads 1-0
W 52-31 1/14/16 H

The Citadel
NU leads 1-0
W 91-74 12/29/69 N

Clemson
NU trails 1-0
L 44-57 11/28/00 A

Cleveland State
Series tied 1-1
W 63-51 12/27/83 H
L 54-66 12/29/84 A

Colorado
NU trails 6-3
L 63-67 12/10/49 C
W 65-64 12/19/61 H
L 64-69 12/8/62 A
W 87-80 12/12/64 H
L 55-70 12/6/65 A
L 68-73 12/20/66 A
W 83-66 12/9/68 H
L 56-67 11/21/03 H
L 57-66 11/28/04 A

Colorado State
NU leads 2-1
L 50-75 12/27/62 N
W 78-75 12/1/80 H
W 61-53 12/4/82 A

Columbia
NU leads 3-1
L 68-83 12/3/69 C
W 78-60 11/30/91 H
W 83-80 * 11/20/15 H
W 75-54 12/30/18 H

Cornell
NU leads 2-1
W 63-48 12/5/80 H
W 60-44 12/11/82 D
L 61-64 11/10/06 H

Cornell (Iowa)
NU leads 1-0
W 30-14 12/9/29 H

Cornell Athletic Club
Series tied 1-1
W 25-24 1/4/14 H

Creighton
Series tied 3-3
W 59-56 12/16/61 H
L 70-82 12/19/64 H
W 76-57 12/27/91 N
W 65-52 11/28/10 H
L 79-87 12/22/11 A
L 88-92 11/15/17 R

Dartmouth
NU leads 3-1
L 49-52 1/1/49 H
W 74-60 12/29/55 H
W 87-71 12/28/60 H
W 103-94 ** 12/29/90 N

Dayton
Series tied 2-2
L 66-73 12/22/72 A
L 69-77 12/27/97 A

SERIES HISTORY VS. OPPONENT

W	61-57	12/5/98	H
W	67-64	12/17/16	U

Delaware State
NU leads 3-0

W	50-43	12/27/04	H
W	61-54 *	12/3/05	H
W	69-50	11/20/12	H

Denver
NU leads 1-0

W	51-44	11/30/83	H

DePaul
NU trails 20-14

W	34-17	2/21/12	H
W	91-77	12/12/70	H
L	72-74	2/15/72	C
L	80-88	12/5/72	A
W	73-69	12/8/73	H
L	63-76	12/30/74	A
L	57-65	12/18/75	H
L	73-75 *	12/1/76	H
L	79-83	12/17/77	A
L	83-90 *	12/19/78	A
L	75-81	12/21/79	H
L	54-62	12/20/80	A
L	63-65	3/21/83	A
L	56-61	12/22/84	A
L	67-70	12/19/85	H
L	54-72	12/22/86	A
W	78-64	12/21/87	H
W	69-68	3/16/94	H
L	49-84	12/17/94	A
L	61-71	12/16/95	H
W	58-56	12/7/96	A
W	72-59	12/6/97	H
L	64-69	3/10/99	A
L	53-65	11/25/03	A
W	56-52	12/15/04	H
L	49-59	11/26/05	A
W	49-39	11/14/06	H
L	53-54	11/17/07	A
W	63-36	12/6/08	H
L	56-57	12/27/13	H
W	78-70 *	12/19/15	A
W	80-64	12/3/16	H
W	62-60	12/16/17	A
W	75-68	12/8/18	H

DePauw
NU leads 3-2

L	19-27	12/22/21	A
L	10-15	1/26/24	H
W	56-43	12/9/44	H
W	67-36	12/10/45	H
W	69-36	12/23/05	H

Detroit
NU trails 1-0

L	84-94	12/29/56	A

Detroit YMCA
NU leads 1-0

W	26-18	12/29/15	A

Drake
Series tied 1-1

W	31-25	12/18/26	H
L	69-87	12/26/64	C

Duke
NU trails 7-0

L	87-93	12/29/70	A
L	55-76	12/19/84	H
L	55-78	12/30/85	A
L	55-106	12/30/86	A
L	57-79	12/5/87	H
L	62-86	12/3/88	A
L	77-103	12/2/89	H

Duquesne
NU leads 2-0

W	80-70	12/27/57	N
W	78-81	12/30/75	N

East Carolina
NU trails 1-0

L	68-71	11/15/01	N

East Tennessee State
NU leads 1-0

W	74-68	12/28/78	N

Eastern Illinois
NU leads 2-0

W	87-72	12/18/11	H
W	72-55	11/9/13	H

Eastern Washington
NU leads 1-0

W	86-72	11/14/16	H

Eckhart Park
NU trails 1-0

L	10-20	12/1913	H

Elon
NU leads 2-0

W	66-51	12/18/02	H
W	68-67 *	11/22/14	H

Evanston Academy
NU leads 1-0

W	32-15	1/8/13	H

Evanston Reds
NU leads 3-0

W	40-11	1/26/11	H
W	29-12	1/24/12	H
W	34-18	2/26/13	A

Evanston YMCA
NU trails 7-1

W	16-14	1/31/07	H
L	18-27	1/16/08	H
L	19-27	2/22/08	A
L	18-20	1/9/09	H
L	9-26	1/9/11	A
L	12-15	3/4/11	H
L	25-26	2/29/12	A
L	15-17	2/19/13	A

Evansville
NU trails 2-1

L	75-83	12/9/64	A
L	26-48	11/26/99	N
W	68-52	12/22/00	N

Fairfield
Series tied 1-1

L	74-92	11/26/76	N
W	79-72	11/18/15	H

Fairleigh Dickinson
NU leads 1-0

W	80-53	11/18/12	H

First National Bank
NU leads 1-0

W	26-12	12/7/14	H

Flint (Mich.) Vehicle Co.
NU leads 1-0

W	55-23	12/31/15	A

Florida
NU leads 2-1

W	76-72	12/26/68	N
W	83-79	12/6/69	H
L	73-88	12/21/70	A

Florida A&M
NU leads 1-0

W	58-55	12/15/01	H

Florida Atlantic
NU leads 1-0

W	69-59	11/21/05	H

Florida International
NU leads 1-0

W	84-79	12/1/90	H

Florida Southern
NU leads 2-0

W	69-57	12/6/82	D
W	69-68	12/19/86	H

Florida State
NU trails 3-2

L	73-91	12/23/72	N
L	46-60	12/1/99	H
W	57-50	11/28/01	H
L	53-71	12/1/03	A
W	73-59	12/3/08	H

Fordham
Series tied 1-1

L	60-63	12/22/01	N
W	62-60	12/22/02	H

Fresno State
NU trails 1-0

L	59-78	11/22/18	N

Furman
NU leads 2-0

W	72-58	12/29/82	N
W	62-55	11/28/98	H

Gardner-Webb
NU leads 1-0

W	72-59	11/25/13	H

Garrett Biblical Institute
NU leads 1-0

W	54-20	12/13/11	H

George Mason
NU trails 1-0

W	62-64	1/14/84	H

George Washington
NU leads 1-0

W	102-74	12/9/69	H

Georgia Tech
NU leads 3-2

W	91-71	11/30/10	H
W	76-60	11/29/11	A
L	58-66	12/3/14	H
L	51-52	11/28/17	A
W	67-61	11/28/18	H

Gonzaga
NU trails 1-0

L	73-79	3/18/17	N

Great Lakes
NU trails 7-4

L	27-41	2/16/18	H
L	16-32	1/6/19	H
L	38-47	1/14/42	A
W	59-47	1/3/43	H
L	36-57	2/8/43	A
W	54-36	12/31/43	H
L	36-46	1/24/44	A
L	38-41	12/26/44	H
L	39-58	1/30/45	A
W	51-50	12/31/45	H
W	44-42	1/21/46	A

Green Bay
NU leads 2-1

W	64-55	12/14/85	H
L	49-61	12/27/86	A
W	81-72	11/24/89	H

Haskell
NU trails 1-0

L	21-38	2/28/07	H

Hawaii
NU trails 2-1

W	96-71	12/29/67	A
L	83-85 *	12/27/71	A
L	62-79	12/27/96	A

Holy Cross
Series tied 1-1

L	63-83	12/21/92	A
W	90-64	12/20/93	H

Houston Baptist
NU leads 2-0

W	65-58	11/14/14	H
W	72-63	12/22/16	H

Howard
NU leads 1-0

W	77-51	12/20/07	H

Hull House
NU trails 1-0

L	17-34	3/20/11	H

IPFW
NU leads 1-0

W	73-49	2/11/06	H

IUPUI
NU leads 2-1

L	53-56	11/27/02	H
W	63-61	11/22/13	H
W	87-65	12/20/16	H

Idaho State
NU leads 1-0

W	84-60	12/16/91	H

Illinois
NU trails 136-42

L	13-18	3/7/08	H
L	4-35	2/27/09	H
L	15-26	2/25/11	H
L	10-25	3/2/12	A
L	19-30	3/9/12	H
L	22-23	2/14/13	A
W	20-18	3/15/13	H
L	15-35	2/14/14	A
W	23-21 *	2/12/16	A
W	25-17	2/29/16	H
L	17-47	1/12/17	A
L	12-21	3/2/17	H
L	22-38	2/9/18	A
W	29-14	3/2/18	H
L	18-38	1/17/24	A
L	35-36	3/4/24	H
L	16-27	1/14/25	H
L	20-30	2/12/25	A
L	23-27	1/8/27	H
L	32-46	2/16/27	A
L	20-32	2/8/28	A
W	39-31	3/1/28	H
L	24-30	2/10/30	H
W	34-32	2/22/30	A
W	29-27	1/12/31	A
L	28-35	2/16/31	H
L	25-27	1/7/33	A
W	30-27	1/21/33	H
L	20-34	1/20/34	A
W	32-25	2/19/34	H
W	40-28	1/18/36	A
L	38-39	2/17/36	H
W	47-38	1/4/37	A
L	26-32	3/6/37	H
W	36-34	2/25/39	H
L	33-35	2/12/40	A
L	41-42 *	1/18/41	H
L	33-41	2/7/42	A
L	49-63	2/28/42	C
L	51-68	2/1/43	A
L	44-86	2/27/43	C
W	42-29	2/11/44	A
L	47-50	2/25/44	C
L	42-51	1/19/45	A
W	57-45	2/24/45	C
L	38-45	1/14/46	A
W	48-43	2/16/46	C
L	40-55	1/11/47	A
L	51-52	2/22/47	C
L	47-52	1/5/48	A
L	43-60	2/28/48	C
L	66-85	2/7/49	A
L	64-81	2/26/49	C
L	50-76	1/16/50	A
L	52-69	3/4/50	C
L	76-80	3/3/51	C
L	74-95	3/3/52	A
L	58-83	1/12/53	A
L	70-86	3/9/53	H
L	65-66	1/4/54	H
L	82-84	3/1/54	A
L	89-104	2/5/55	A
L	69-81	3/5/55	H
W	83-82	3/5/56	H
L	97-104	2/11/57	A
L	98-102 *	2/1/58	A
W	88-72	3/8/58	H
W	88-79	2/7/59	H
W	84-81	3/8/59	A
L	79-92	12/29/59	N
L	77-84	3/5/60	H
W	78-72	2/18/61	A
L	70-88	2/12/62	A
L	68-73	3/10/62	H
L	76-78	1/14/63	H
L	73-79	3/4/63	A
L	71-73	2/1/64	A
L	70-93	3/2/65	H
W	80-77	2/7/66	A
W	84-76	3/7/66	H
W	104-96	1/10/67	H
L	83-93	2/4/67	A
W	78-71	2/10/68	H
L	61-62	2/24/68	A
L	77-82 *	1/11/69	H
L	68-78	3/8/69	A
L	80-101	1/13/70	H
W	85-70	3/9/71	A
L	63-67	1/8/72	H
L	59-68	2/5/72	A
L	77-84	2/5/73	H
L	76-77	3/5/73	A
W	86-75	2/16/74	H
L	60-64	1/11/75	A
W	51-47	2/8/75	H
L	69-74	1/10/76	A
L	55-61	2/7/76	H
L	68-71	1/24/77	A
L	63-65	2/10/77	H
L	64-73	1/21/78	A
W	72-61	2/9/78	H
L	56-74	1/6/79	H
W	71-64	3/1/79	A
L	71-81	1/5/80	A
L	66-90	2/28/80	H
L	64-88	1/8/81	H
L	76-98	3/7/81	A
L	50-60	1/7/82	H

SERIES HISTORY VS. OPPONENT

L	65-85	3/6/82	A
L	62-78	2/5/83	A
W	58-55	2/10/83	D
L	52-71	2/4/84	H
L	49-73	2/8/84	A
L	43-55	1/19/85	H
L	42-64	2/14/85	A
L	46-72	1/18/86	A
L	52-75	2/13/86	H
L	69-76	1/10/87	H
L	43-72	2/5/87	A
L	48-79	1/23/88	A
L	74-79	3/12/88	H
L	70-75	1/19/89	H
L	69-86	2/11/89	A
L	78-85	1/13/90	H
L	75-88	2/14/90	A
L	59-73	2/4/91	A
L	81-91	3/2/91	H
W	46-43	2/1/92	H
L	65-92	2/26/92	A
L	71-81	1/7/93	H
L	67-82	2/6/93	A
L	53-81	1/12/94	A
W	79-68	2/12/94	H
L	55-82	1/7/95	H
L	57-99	3/8/95	A
L	62-74	1/27/96	H
L	62-93	2/14/96	A
L	58-70	2/5/97	A
L	44-59	1/10/98	H
L	57-69	2/18/98	A
W	59-46	1/9/99	A
L	63-69	2/17/99	H
L	30-63	2/19/00	H
L	44-73	3/4/00	A
L	49-63	1/17/01	H
L	59-84	2/2/01	A
L	41-56	2/23/02	H
L	61-73	2/22/03	U
L	65-94	3/14/03	N
W	70-60	1/14/04	H
L	56-66	2/28/04	A
L	66-78	1/15/05	H
L	48-84	2/23/05	A
L	51-68	3/11/05	N
L	47-58	1/21/06	H
L	47-63	2/15/06	A
L	43-58	2/7/07	H
L	37-48	2/18/07	A
L	37-70	1/27/08	A
L	59-60	2/12/09	H
L	83-89 *	12/30/09	A
W	73-68	1/23/10	H
L	63-88	1/6/11	A
W	71-70	2/5/11	H
L	57-56	1/4/12	H
W	74-70	2/5/12	A
W	68-54	1/17/13	A
L	41-62	2/17/13	H
W	49-43	1/12/14	H
L	67-72	1/14/15	H
L	60-86	2/28/15	A
W	58-56	2/13/16	H
L	61-68	2/7/17	H
L	50-66	2/21/17	A
W	72-68*	12/1/17	R
W	68-66	1/6/19	H
L	76-81	3/3/19	A
L	69-74 *	3/13/19	N

Illinois Athletic Club
NU trails 2-0

L	20-54	12/12/14	H
L	38-45	1/2/15	A

Illinois State
NU trails 3-2

W	87-70	11/27/93	H
L	68-86	12/31/94	A
L	47-67	12/18/96	H
W	72-69*	11/24/12	N
L	64-68	11/17/13	H

Illinois Wesleyan
NU leads 9-0

W	104-71	11/30/79	H
W	71-57	12/9/81	H
W	63-54	12/5/83	H
W	79-62	11/24/85	H
W	80-58	12/6/86	H
W	100-61	11/28/88	H
W	81-72	11/24/89	H
W	84-62	11/23/90	H
W	80-59	11/22/91	H

Indiana
NU trails 118-52

W	21-18	1/11/08	H
L	11-36	1/31/08	A
W	16-12	1/16/09	H
L	22-29	1/23/10	H
L	10-18	2/12/10	A
L	19-33	2/24/11	H
L	12-41	3/11/11	A
W	26-21	2/1/13	H
W	27-18	2/15/13	A
W	49-33	1/17/14	H
W	40-16	2/13/14	A
W	30-22	1/16/15	A
L	25-31	2/6/15	H
W	40-26	2/19/16	A
W	38-20	2/28/16	H
L	11-32	1/31/20	A
W	36-34	3/6/20	H
L	10-31	1/17/21	A
L	21-23	2/19/21	H
L	18-21	1/14/22	A
W	25-16	2/18/22	H
W	30-26	2/20/23	H
L	25-31	3/3/23	A
L	24-39	1/25/24	H
L	13-30	2/12/24	A
L	31-39	1/18/26	H
L	28-34	3/2/26	A
L	24-36	1/17/27	H
L	25-44	3/5/27	A
W	31-30	2/5/29	A
W	28-26	2/25/29	H
L	22-36	1/18/30	A
L	31-39	2/2/30	H
W	29-23	1/9/32	H
W	29-25	2/8/32	A
W	32-28	2/6/33	A
W	45-32	2/27/33	H
L	32-36	2/23/35	A
W	40-22	3/2/35	H
L	24-27	1/11/36	A
L	34-41	2/29/36	H
W	32-29	1/15/38	A
W	52-41	2/19/38	H
L	37-44	2/18/39	A
W	40-36	2/17/40	H
L	32-52	1/13/41	A
W	50-40	1/3/42	H
W	49-45	3/3/42	A
L	43-69	2/17/47	A
W	47-42	2/21/48	C
L	41-56	2/14/49	A
L	59-64	2/4/50	C
L	63-94	2/17/51	A
L	85-96	2/16/52	H
L	84-88	2/7/53	H
L	88-90 *	3/2/53	A
W	100-90*	2/13/54	H
W	85-78	2/19/55	A
L	81-94	1/2/56	A
L	82-84	2/25/56	H
L	56-74	2/4/57	A
L	74-87	2/16/57	H
L	65-68	1/4/58	A
L	69-76	1/10/59	H
W	61-57	1/4/60	H
L	58-76	2/1/60	A
L	78-90	2/4/61	A
W	60-58	2/27/61	H
L	71-72	1/29/62	H
W	100-87	2/2/63	A
W	79-65	1/6/64	H
L	68-76	3/9/64	A
L	73-86	1/9/65	A
L	76-86	2/13/65	H
W	83-82	2/19/66	A
L	79-81	2/18/67	H
W	86-81	1/13/68	A
W	73-66 *	2/27/68	H
L	70-87	1/14/69	A
W	91-88	2/15/69	H
L	78-80	2/3/70	A
W	75-66	2/28/70	H
L	90-101	1/9/71	H
L	74-97	2/27/71	A
L	67-72	3/7/72	H
L	65-83	2/3/73	A
L	67-72	1/14/74	A
L	53-82	1/26/74	H
L	56-82	1/18/75	H
L	58-82	2/15/75	A
L	61-78	1/5/76	A
L	63-76	3/1/76	H
L	53-78	1/13/77	H
L	54-69	2/26/77	A
L	70-86	2/2/78	H
L	62-86	2/11/78	A
L	45-74	1/20/79	A
L	57-82	2/8/79	H
L	72-81	1/19/80	H
L	69-83	2/7/80	A
L	56-93	1/24/81	H
L	52-86	2/12/81	A
W	75-61	1/9/82	H
L	49-79	3/4/82	A
L	73-78	1/26/83	D
L	65-74	2/19/83	A
L	44-57	1/26/84	A
W	63-51	2/18/84	H
L	50-77	1/10/85	A
L	59-78	2/9/85	H
L	65-102	1/9/86	H
L	52-77	2/8/86	A
L	43-95	1/17/87	A
L	75-77	2/11/87	H
W	66-64	1/11/88	H
L	45-74	2/11/88	A
L	76-92	1/14/89	A
L	56-72	2/9/89	H
L	63-77	1/11/90	H
L	75-98	2/10/90	A
L	58-99	1/5/91	A
L	74-105	2/7/91	H
L	62-96	1/18/92	H
L	60-91	2/15/92	A
L	71-93	1/30/93	H
L	69-98	3/4/93	A
L	76-81	1/22/94	A
L	74-81	2/24/94	H
L	67-88	2/4/95	H
L	61-95	2/4/96	A
L	63-66	1/15/97	H
L	49-64	2/22/97	A
L	58-76	1/14/98	H
L	55-73	2/14/98	A
L	78-81	1/13/99	A
L	62-69 *	2/13/99	H
L	67-89	2/5/00	H
L	54-78	2/14/01	A
L	44-59	1/2/02	H
L	67-79	3/2/02	A
L	57-71	1/15/03	A
W	74-61	2/5/03	H
L	62-73	1/17/04	A
W	63-59	2/25/04	H
W	73-52	1/5/05	H
L	55-77	3/5/05	A
L	63-72	2/1/06	A
L	65-69	2/28/07	H
L	63-75	2/3/08	A
L	82-85	2/23/08	H
W	77-75	1/28/09	H
W	75-53	2/25/09	A
W	78-61	2/7/10	H
L	80-88 *	3/6/10	A
W	73-58	3/11/10	N
W	93-81	1/9/11	H
W	70-64	2/19/11	A
L	66-71	2/15/12	A
L	59-67	1/20/13	H
W	54-47	1/18/14	A
L	56-61	2/22/14	H
W	72-65	2/25/15	H
L	56-71	3/12/15	N
L	57-89	1/23/16	A
W	68-55	1/29/17	H
L	62-63	2/25/17	A
L	46-66	1/14/18	A
L	66-68	12/1/18	A
W	73-66	1/22/19	H

Iona
NU leads 1-0

W	69-67	12/21/00	N

Iowa
NU trails 118-60

W	24-23	3/11/05	H
L	11-18	2/19/10	H
L	6-35	3/5/10	A
L	10-17	1/28/11	A
L	18-27	2/18/11	H
W	29-12	1/16/13	H
W	19-11	3/1/13	A
W	34-23	2/21/14	A
W	41-19	3/7/14	H
W	26-15	1/13/15	H
W	25-16	3/6/15	A
W	24-15	1/24/17	H
W	18-15	3/10/17	A
L	28-29	1/18/19	H
L	12-28	3/8/19	A
L	13-25	1/17/20	H
L	23-27	2/27/20	A
L	14-20	3/14/21	H
L	17-33	3/28/21	A
L	22-29	1/27/23	A
L	11-28	2/10/23	H
L	20-35	2/7/25	H
L	15-26	3/7/25	A
W	37-21	1/25/26	H
L	11-12	2/20/26	A
W	37-32	1/9/28	A
W	49-28	2/13/28	H
W	28-27	1/17/29	H
W	38-33	3/2/29	A
W	40-30	2/21/31	A
W	41-16	3/2/31	H
W	32-26	1/11/32	A
L	25-30	2/13/32	H
L	28-41	1/6/34	A
W	35-29	2/12/34	H
L	35-38	1/12/35	H
L	33-35	3/4/35	A
L	26-33	1/9/37	H
L	29-39	2/8/37	A
W	36-28	1/10/38	A
L	25-26	2/21/38	H
W	27-25	2/4/39	H
L	26-41	2/27/39	A
W	39-29	2/24/40	H
W	43-34	3/4/40	A
L	41-52	1/20/41	A
W	45-36	3/1/41	H
L	44-46	2/14/42	H
W	52-33	2/13/43	H
W	52-50	2/15/43	H
L	39-45	3/3/44	A
W	42-41	3/4/44	A
W	59-40	1/25/47	C
L	54-57	2/2/48	A
W	65-44	1/22/49	C
L	56-61	1/21/50	A
W	73-70	1/13/51	H
L	55-73	2/5/51	A
L	64-78	1/14/52	A
L	68-77	3/1/52	H
L	68-69	1/19/53	A
L	78-93	2/28/53	H
L	52-65	1/25/54	A
W	93-73	1/22/55	H
L	65-70	2/11/56	H
L	68-86	2/27/56	A
W	70-63	1/21/57	H
L	66-74	2/23/57	A
W	82-80 *	1/13/58	A
L	78-86	2/24/58	H
W	80-77	1/3/59	H
W	99-96 *	1/24/59	A
L	59-73	1/9/60	A
L	62-63	3/11/61	H
L	69-74	1/8/62	A
L	60-72	1/20/62	H
L	65-66 *	2/9/63	H
W	76-66	3/2/63	A
W	98-76	2/24/64	H
L	72-78	2/6/65	A
L	58-70	1/10/66	A
W	81-73	2/12/66	H
W	90-88	1/21/67	H
L	75-80	2/14/67	A
W	76-67	1/6/68	H
L	80-84 *	2/11/69	A
L	97-116	2/24/70	A
L	101-115	3/7/70	H
L	85-87	1/30/71	H
L	64-78	3/2/71	A
L	67-76	1/11/72	A
L	83-94 *	2/19/73	H
W	87-67	1/12/74	H
L	76-85	3/2/74	A
L	73-75	1/2/75	H
L	58-65 *	3/3/75	A
W	99-92 *	1/19/76	H
L	68-81	2/16/76	A
L	74-76	1/22/76	A
L	60-78	3/3/76	H
W	62-59	1/19/77	H
L	74-76	2/16/77	A
L	57-65	1/4/78	H
L	64-95	3/3/78	A
L	64-86	1/24/79	A
L	58-60	2/16/80	H
L	65-76	2/5/81	H
L	64-82	2/14/81	A
L	48-49	1/21/82	H
L	49-62	2/11/82	A
L	57-66	1/13/83	D
L	50-63	3/3/83	A
L	39-42	1/12/84	A
L	48-57	3/1/84	H
L	47-66	1/24/85	A
W	78-58	2/23/85	H
L	43-76	1/23/86	H
L	45-76	2/22/86	A
L	44-80	1/3/87	A
L	76-103	3/5/87	H
L	68-92	1/16/88	A
L	74-91	2/24/88	H
L	84-102	2/2/89	A
L	84-89	2/22/89	H
L	80-98	2/3/90	A
W	72-66	2/22/90	H
L	66-82	2/2/91	A
L	76-79	3/7/91	H
L	71-78	1/22/92	H
L	66-69	3/11/92	A

SERIES HISTORY VS. OPPONENT

L	63-75	2/20/93	H
L	50-56	3/8/93	A
L	76-86	1/23/94	H
W	80-74	2/26/94	A
L	77-116	2/9/95	A
L	77-88	2/7/96	H
L	55-72	1/2/97	A
L	59-75	3/8/97	H
L	57-91	1/3/98	A
L	55-75	2/25/98	H
L	48-52	1/3/99	H
L	48-65	2/24/99	A
L	58-52	1/5/00	A
W	69-61	2/10/01	H
L	55-72	3/8/01	N
L	60-70	1/9/02	A
W	63-50	1/19/02	H
L	63-68	1/8/03	H
L	61-77	3/8/03	A
W	77-68	1/10/04	A
W	51-49	3/3/04	H
W	75-74 *	1/16/05	H
L	54-64	2/12/05	A
W	51-48	2/8/06	H
L	58-66	2/15/07	A
L	51-53	2/19/08	A
L	62-67	3/4/08	H
L	51-56	2/7/09	A
W	55-49	2/28/09	H
L	65-78	2/10/10	A
W	74-57	2/25/10	H
W	90-71	1/12/11	A
W	73-70	2/17/11	H
W	83-64	2/9/12	H
W	70-66	3/3/12	A
L	70-50	1/13/13	H
L	57-71	2/9/13	A
L	59-73	3/14/13	N
L	67-93	1/9/14	A
L	50-76	1/25/14	H
W	67-62	3/13/14	N
W	66-61 *	2/15/15	H
L	52-69	3/7/15	A
L	71-85	1/31/16	A
W	89-54	1/15/17	H
L	70-77	2/25/18	A
L	63-73	1/9/19	H
L	79-80	2/10/19	A

Iowa Pre-Flight
NU leads 1-0

W	43-35	1/29/44	C

Iowa State
Series tied 1-1

L	54-64	12/19/49	A
W	67-65	11/28/09	N

Jacksonville
NU leads 1-0

W	67-59	12/14/99	H

Kansas
NU trails 6-2

W	54-53	2/3/51	H
L	70-91	12/5/55	A
L	67-87	12/3/56	A
L	65-71	12/7/57	H
L	67-76	12/5/59	H
L	69-86	12/3/60	A
L	57-62	12/22/62	H
W	58-55	12/5/64	A

Kansas State
NU leads 2-1

L	28-30	1/2/26	H
W	79-56	12/8/01	H
W	59-55	11/30/02	A

Kent State
NU trails 1-0

L	58-67	12/20/00	N

Kentucky
NU trails 7-1

L	60-71	12/15/62	A
L	63-95	12/7/63	H
L	75-86	12/11/65	A
L	116-118	12/10/66	H
L	100-115	12/1/70	H
L	85-94	12/1/71	A
L	70-97	11/30/74	A
W	89-77	12/1/75	H

Knights of Columbus
NU leads 1-0

W	33-16	12/17/31	C

Knox
NU leads 1-0

W	80-45	11/27/81	H

Lake Forest
Series tied 4-4

L	10-16	1/11/07	H
L	13-25	2/20/09	H
L	11-39	12/10/12	H
W	40-18	1/6/14	H
W	46-12	3/3/14	H
L	14-19	12/14/14	A
W	21-15	1/16/17	H
W	20-14	12/19/22	H

Lamar
NU trails 1-0

L	68-75	12/26/87	N

Laporte
NU leads 1-0

W	63-25	2/7/19	H

La Salle
NU trails 3-2

L	69-91	12/27/63	A
L	44-62	12/4/99	H
L	44-62	12/10/00	A
W	82-74	11/18/17	N
W	91-74	11/23/18	N

Lehigh
NU leads 2-0

W	81-66	1/4/93	H
W	61-59	11/13/05	N

Lewis
NU leads 5-0

W	50-22	1/17/12	H
W	51-16	12/5/12	H
W	52-16	12/18/13	H
W	44-19	12/16/14	H
W	85-48	12/19/17	R

Liberty
NU leads 2-0

W	66-49	12/17/01	H
W	69-53	11/24/09	H

Long Beach State
NU leads 1-0

W	67-47	12/27/98	H

Long Island
NU leads 2-0

W	70-42	1/4/03	H
W	81-65	12/13/10	H

Loras
NU leads 1-0

W	69-50	11/26/84	H

Louisiana-Lafayette
NU leads 1-0

W	52-51	12/28/01	N

Louisville
NU leads 2-0

W	73-68	12/19/58	A
W	88-83	12/9/67	C

Loyola (Ill.)
NU leads 11-8

W	42-27	1912-13	H
L	82-88	12/28/63	N
W	97-78	2/10/73	C
L	81-78	12/31/77	H
L	71-75	12/19/81	N
W	64-56	12/18/82	A
L	70-72	12/3/83	H
L	67-73	12/1/84	A
W	82-76	12/4/85	H
W	57-47	12/17/87	A
W	97-81	12/10/88	H
W	94-81	12/30/88	N
W	85-65	12/9/89	N
L	77-85	12/15/90	H
L	73-88	12/21/91	A
W	79-73	12/19/92	H
W	76-52	12/11/93	R
L	69-70	11/28/94	H
W	81-78 **	12/30/95	D
W	64-57	12/21/96	H

Loyola (Md.)
NU leads 3-0

W	66-60	12/27/06	H
W	74-59	12/27/15	H
W	79-75	11/10/17	R

LSU
NU leads 3-1

L	51-79	12/21/53	A
W	83-66	12/20/54	H
W	98-86	12/30/65	N
W	88-82	11/17/11	N

Maine
NU trails 1-0

L	57-69	11/17/98	H

Manhattan
NU trails 1-0

L	77-80	12/30/61	C

Marquette
Series tied 14-14

L	18-31	3/7/21	A
W	53-22	12/13/27	H
W	36-29	12/10/32	H
L	24-26	3/2/33	A
L	22-24	12/12/33	A
W	34-23	2/16/35	A
W	37-15	1/4/36	A
W	37-34	2/6/37	H
W	31-27	12/7/37	A
L	26-36	2/2/39	H
L	30-46	1/20/40	A
W	58-44	12/16/44	N
W	64-35	12/15/45	H
W	63-49	12/14/46	C
W	68-38	1/19/48	H
W	70-38	1/25/49	H
W	61-52	2/20/50	H
W	81-69	12/28/50	A
L	67-80	12/27/67	N
L	85-89 *	12/27/72	A
L	63-77	12/18/73	H
L	53-75	12/20/75	A
L	53-66	12/31/76	H
L	47-64	12/10/83	A
L	44-53	12/6/84	H
W	56-54	12/16/86	H
L	66-77	12/19/87	A
L	60-94	12/3/94	A

Marshall
NU trails 1-0

L	58-59	12/21/73	A

Maryland
NU trails 8-2

W	66-62	12/6/58	H
L	57-77	11/27/12	H
L	67-68	1/25/15	A
L	59-72	1/2/16	H
L	56-62 *	1/19/16	A
L	64-74	2/15/17	H
W	72-64	3/10/17	N
L	57-73	2/10/18	A
L	64-71	2/19/18	R
L	52-70	1/29/19	A

Maryland-Eastern Shore
NU leads 3-0

W	54-40	11/29/97	H
W	56-33	11/22/00	H
W	56-36	11/22/02	H

Massachusetts
NU trails 1-0

L	54-60	12/29/81	N

UMass Lowell
NU leads 1-0

W	79-57	11/13/15	H

Mercer
NU leads 2-0

W	30-21	1/3/25	H
W	57-24	1/4/26	H

Mercury Athletic Club
NU leads 1-0

W	33-12	1/4/15	H

Miami (Fla.)
NU leads 1-0

W	61-59	11/28/06	H

Miami (Ohio)
Series tied 1-1

L	88-89	12/20/74	N
W	55-46	11/25/14	N

Michigan
NU trails 114-59

W	21-11	1/26/18	A
W	18-14	2/23/18	H
W	17-16	1/18/19	H
L	22-24	3/1/19	A
L	13-31	1/22/21	H
L	19-29	3/6/22	A
L	10-16	1/22/23	A
L	13-27	2/17/23	H
L	16-29	1/10/25	A
L	16-17	2/9/25	H
L	30-32	1/9/26	H
L	14-46	3/8/26	A
W	25-20	1/7/28	H
L	27-45	2/25/28	A
L	20-32	1/5/29	A
W	24-23	2/11/29	H
W	27-22	1/10/31	H
W	26-21	1/19/31	A
W	21-20	1/16/32	H
W	30-26	2/22/32	A
W	44-23	1/15/34	H
W	29-25	2/26/34	A
L	11-19	1/21/35	A
W	26-16	2/18/35	H
L	31-34	1/11/37	A
L	32-34	2/20/37	H
W	30-29	1/22/38	H
L	22-30	3/7/38	A
L	28-37	1/9/39	H
L	26-32	3/6/39	A
W	47-34	2/10/40	H
L	34-39	2/26/40	A
W	45-34	1/25/41	H
L	39-45	2/24/41	A
L	32-34	1/12/42	H
W	49-32	1/11/43	H
L	41-53	3/1/43	A
W	57-47	1/7/44	A
L	45-50	2/19/44	H
W	49-34	2/9/45	A
L	45-46 *	2/16/45	C
W	60-41	1/12/46	H
L	37-56	1/19/46	A
L	31-39	1/4/47	A
L	41-49	1/13/47	H
W	51-48	1/12/48	H
L	37-53	1/31/48	A
L	40-53	1/15/49	A
L	46-54	2/5/49	C
L	44-59	2/6/50	A
W	76-53	2/25/50	C
W	67-64	1/8/51	A
W	60-56	2/10/51	H
W	59-57	1/21/52	A
L	69-71	2/9/52	H
W	84-57	1/10/53	H
W	85-84	2/27/53	A
W	72-60	1/9/54	H
W	84-73	2/15/54	A
W	96-81	1/31/55	H
L	70-72	2/14/55	A
L	76-94	1/14/56	H
L	63-64	1/12/57	A
W	93-72	1/11/58	H
W	75-66	2/22/58	A
W	83-78	1/5/59	A
W	87-84	2/21/59	H
W	79-72	12/30/59	N
W	83-75	2/13/60	A
W	66-56	2/25/61	H
W	84-66	2/10/62	H
L	71-82	3/3/62	A
L	75-78	1/5/63	A
W	63-62	2/18/63	H
L	73-85	1/4/64	A
L	68-90	1/16/65	H
L	86-93	1/15/66	H
L	92-105	3/5/66	A
W	93-73	1/7/67	A
W	105-82	2/11/67	H
L	79-83	3/2/68	A
W	100-85	1/21/69	H
L	92-96	1/3/70	H
L	84-95	2/7/70	A
L	87-97	1/23/71	H
L	81-82	2/6/71	A
L	79-83	1/22/72	A
L	75-81	2/19/72	H
L	79-80	1/22/73	H
L	76-110	2/17/73	A
L	48-50	2/11/74	A
L	58-79	1/25/75	A
L	68-69	2/22/75	H
L	72-82	1/3/76	H
L	77-80	3/6/76	A
L	65-102	1/6/77	A
W	99-87	1/29/77	H
L	65-80	1/5/78	A
L	88-99	3/4/78	H
L	51-53	1/18/79	H
L	67-78	2/15/79	A
W	85-82 ***	1/26/80	H
L	57-70	2/2/80	A
L	52-77	1/29/81	H
W	74-70	2/21/81	A
L	63-66	2/4/82	A
L	44-45	2/13/82	H
W	69-64	1/6/83	D
L	57-64	3/12/83	A
L	51-68	1/5/84	A
W	54-52 *	3/10/84	H
L	52-76	1/31/85	H

L	66-87	3/2/85	A
L	45-82	1/30/86	A
L	64-86	3/1/86	H
L	73-87	1/21/87	H
L	73-101	2/21/87	A
L	69-92	1/6/88	H
L	67-105	3/2/88	A
L	66-94	1/7/89	A
L	79-88	3/9/89	H
L	79-86	1/25/90	H
L	69-94	2/24/90	A
L	68-79	1/17/91	A
L	58-64	2/16/91	H
L	58-81	2/5/92	A
L	63-76	2/22/92	H
L	*60-86*	*3/13/93*	*A*
W	97-93 *	3/12/94	H
L	70-92	1/14/95	H
L	64-81	3/1/95	A
L	*51-83*	*1/6/96*	*A*
L	*50-77*	*3/6/96*	*H*
L	*57-75*	*1/4/97*	*H*
L	*76-93*	*3/5/97*	*A*
L	*67-74*	*2/5/98*	*A*
W	58-34	2/4/99	H
L	70-93	1/19/00	A
L	55-61 *	2/26/00	H
L	65-72	1/27/01	H
W	75-70	2/28/01	A
W	58-54	1/16/02	A
L	51-72	3/7/02	N
L	70-77	1/18/03	H
L	54-78	1/7/04	A
L	56-63	3/6/04	H
L	61-71	1/12/05	A
W	69-53	2/26/05	H
W	58-56	3/10/05	H
L	51-68	1/18/06	A
L	46-58	1/6/07	H
L	68-78	1/12/08	H
W	62-60	2/26/08	A
L	59-68	1/24/09	A
L	67-70 *	2/15/09	H
W	68-62	1/10/10	A
W	67-52	2/2/10	H
W	74-60	1/18/11	H
L	66-75	2/9/11	A
L	64-66 *	1/11/12	A
L	55-67 *	2/21/12	H
L	66-94	1/3/13	H
L	46-68	1/30/13	A
L	51-74	1/5/14	A
L	54-56	1/17/15	A
W	82-78 **	3/3/15	H
L	63-72	2/24/16	A
L	70-72 *	3/10/16	N
W	67-65	3/1/17	H
L	47-58	1/29/18	A
W	61-52	2/6/18	R
L	60-62	12/4/18	H
L	60-80	1/13/19	A

NOTE: Games in italics vacated by the NCAA

Michigan State
NU trails 91-38

W	19-16	2/8/18	H
W	26-17	12/22/24	H
W	42-13	12/21/25	H
W	32-22	12/20/26	H
W	39-26	12/22/34	H
W	29-25	12/21/35	H
W	44-29	1/23/37	H
W	68-46	12/23/49	C
L	62-67	1/6/51	H
L	48-52	2/12/51	A
L	49-82	1/7/52	A
W	86-76	2/2/52	H
L	47-52	12/27/52	H
L	63-76	1/24/53	A
L	62-65	2/1/54	A
W	80-71	2/22/54	H
W	56-54	2/12/55	H
L	69-71	2/21/55	A
L	93-96	2/20/56	A
L	63-77	2/2/57	H
L	78-83	1/18/58	H
L	60-74	1/25/58	A
L	72-81	1/31/59	A
L	68-71	2/16/59	H
W	71-69	2/22/60	H
W	77-62	1/21/61	A
W	71-70	1/27/62	A
W	71-64	2/26/62	H
L	68-80	1/19/63	A
W	100-83	3/9/63	H
W	93-86	2/8/64	H
L	97-107	2/29/64	A
W	76-75	1/23/65	A
W	77-75	1/30/65	H
L	68-77	1/29/66	H
L	66-79	3/11/67	A
L	62-75	1/20/68	A
W	69-61	2/17/68	H
W	85-71	1/4/69	A
L	75-89	1/18/69	H
L	93-98	1/10/70	A
W	85-67	3/13/71	H
W	76-69 *	1/18/72	H
L	54-57	3/11/72	A
L	77-90	1/6/73	A
L	72-86	3/3/73	H
L	70-73	2/23/74	A
L	50-54	1/27/75	A
W	67-66	2/24/75	H
W	105-89	1/8/76	H
L	71-91	2/2/76	A
W	70-68	1/8/77	A
W	66-58	1/27/77	H
L	63-67	1/14/78	H
L	56-66	2/23/78	A
W	83-65	1/27/79	H
L	50-61	2/3/79	A
W	65-61	1/10/80	H
W	75-73 ***	2/23/80	A
L	70-84	1/17/81	A
L	61-74	2/26/81	H
L	61-64	1/30/82	A
W	48-43	2/6/82	H
W	62-51	1/8/83	D
L	58-63	3/9/83	A
W	76-69	1/7/84	A
L	55-63	3/8/84	H
L	54-68	2/2/85	H
L	47-61	2/27/85	A
L	69-97	2/1/86	A
L	48-82	2/27/86	H
W	67-65	1/26/87	H
L	71-96	2/19/87	A
L	64-65	2/4/88	H
L	53-55	3/10/88	A
L	62-64	1/11/89	H
L	65-80	2/25/89	A
L	80-91	1/20/90	A
L	68-84	3/8/90	H
L	59-66	1/12/91	A
L	53-55	2/14/91	H
L	61-78	1/15/92	A
L	55-72	3/5/92	H
L	75-80	1/16/93	H
L	55-81	2/17/93	A
L	46-67	1/15/94	A
L	55-60	2/17/94	H
L	56-93	1/18/95	A
L	60-83	2/25/95	H
L	54-68	1/24/96	A
L	57-75	2/17/96	H
L	62-75	1/18/97	A
W	70-58	2/19/97	H
L	66-72 *	1/31/98	H
L	48-65	1/30/99	A
L	59-61	3/5/99	N
L	45-69	1/22/00	A
L	29-59	1/27/00	H
L	53-84	1/10/01	A
L	58-74	1/24/01	H
W	61-49	2/6/02	H
L	51-64	2/15/03	A
L	61-73	1/21/04	H
L	56-66	2/21/04	A
L	55-68	3/12/04	N
L	58-87	1/8/05	A
L	58-69	3/2/05	H
L	66-77	2/4/06	H
L	45-66	1/10/07	A
L	57-62	3/8/07	N
L	62-78	1/24/08	H
L	55-70	2/9/08	A
L	66-77	1/3/09	H
W	70-63	1/21/09	A
L	70-91	1/2/10	H
L	70-79	1/30/10	A
L	62-65	1/3/11	H
L	67-71 *	1/15/11	A
W	81-74	1/14/12	H
L	61-71	3/10/13	A
L	40-54	1/15/14	H
L	70-85	2/13/14	A
L	51-67	3/14/14	N
L	77-84 *	1/11/15	A
L	44-68	2/10/15	H
L	45-76	1/28/16	H
L	52-61	12/30/16	A
L	60-65	2/17/18	R
L	55-81	1/2/19	A

Millikin
NU trails 1-0

L	14-15	12/15/23	H

Milwaukee
NU leads 2-0

W	80-44	12/14/98	H
W	70-61	3/16/11	H

Minnesota
NU trails 105-71

L	16-21	3/13/09	H
L	18-38	3/3/10	H
W	21-18	2/15/11	H
L	3-33	3/7/11	A
W	21-20	1/10/14	A
W	21-17	1/24/14	H
L	18-26	2/12/15	H
L	12-13	3/12/15	A
L	13-22	1/17/17	H
L	20-30	3/12/17	A
L	12-19	1/3/20	A
W	28-24	1/19/20	H
L	11-26	2/14/21	H
L	13-29	3/12/21	A
L	13-28	1/14/22	A
W	21-9	2/20/22	H
L	16-24	2/23/24	A
L	20-30	3/8/24	H
W	15-14	1/19/25	H
W	23-20	2/28/25	A
L	24-29	2/12/27	A
W	33-25	2/26/27	H
W	25-22	1/30/28	H
W	41-36	2/18/28	A
W	32-27	1/11/30	A
W	47-17	2/17/30	H
W	35-26	2/9/31	H
W	45-23	2/23/31	A
W	41-25	2/13/33	H
W	38-29	3/4/33	A
W	33-26	1/8/34	H
L	30-31	1/27/34	A
W	45-24	1/13/36	H
L	29-30	1/20/36	A
L	23-36	1/18/37	H
L	33-34 *	3/1/37	A
W	32-31	1/16/39	H
W	46-38	1/8/40	A
L	34-55	2/18/41	H
W	49-38	1/5/42	H
L	42-61	3/7/42	A
L	46-47	1/25/43	A
W	57-32	2/5/44	C
W	52-33	1/12/45	H
L	37-43	2/17/45	A
W	72-49	2/8/46	H
W	52-50	2/18/46	A
L	61-63 *	2/1/47	A
L	51-53	2/14/48	C
L	40-61	1/31/49	A
W	60-53	1/9/50	C
L	68-73	2/24/51	H
L	56-74	1/26/52	A
W	71-65	1/3/53	A
L	69-72	2/2/53	H
L	78-82	1/23/54	H
L	69-81	2/27/54	A
W	74-72	1/3/55	H
L	82-102	1/24/55	A
L	67-83	1/28/56	A
L	62-73	1/19/57	H
W	85-76	1/27/58	H
W	76-75	2/15/58	A
L	67-71	1/19/59	H
W	79-62	2/23/59	A
W	62-61	1/23/60	H
W	66-64	2/8/60	A
L	54-66	1/16/61	A
L	59-66	1/28/61	H
L	64-73	2/17/62	A
W	71-66	2/23/63	H
L	74-76	1/18/64	A
W	82-76	1/25/64	H
L	66-70	2/2/65	A
L	77-88	2/20/65	H
L	76-86	2/1/66	A
L	84-86	3/4/67	H
W	77-71	1/16/68	H
L	80-85	2/13/68	A
L	80-89	2/1/69	A
W	74-70	3/1/69	H
L	72-80	2/14/70	A
L	79-81	2/23/71	H
L	60-84	1/15/72	A
L	55-78	2/12/72	H
L	74-90	2/26/73	A
W	79-74	3/10/73	H
L	54-57	1/28/74	H
L	57-70	2/1/75	H
L	58-66	3/1/75	A
W	85-77	1/17/76	H
W	75-69	2/14/76	A
L	53-79 F	2/5/77	A
L	82-105 F	3/5/77	H
L	58-69	1/28/78	H
L	69-80	2/4/78	A
L	58-60	1/13/79	A
L	71-73 *	2/22/79	H
L	64-74	1/31/80	H
L	55-72	2/9/80	A
L	63-74	1/31/81	A
L	62-68	2/7/81	H
L	53-61	1/28/82	H
L	66-76	2/18/82	A
L	53-68	1/22/83	A
W	83-66	2/25/83	D
W	52-50 *	1/21/84	H
L	57-63	2/23/84	A
W	56-51	1/26/85	A
L	48-74	2/21/85	H
W	F	1/26/86	H
W	65-60	2/20/86	A
L	53-60	1/5/87	A
W	72-71	3/7/87	H
W	65-61	1/20/88	H
L	67-82	2/13/88	A
W	75-67	1/21/89	H
L	59-78	3/4/89	A
L	75-97	1/18/90	A
L	72-90	2/17/90	H
L	68-85	1/26/91	H
L	70-88	2/28/91	A
L	50-92	1/29/92	A
L	55-57	2/8/92	H
L	55-70	1/23/93	A
L	60-79	2/24/93	H
L	65-73	1/8/94	H
L	65-79	2/5/94	A
L	74-105	1/11/95	A
L	70-82	3/4/95	H
L	68-77	1/31/96	A
L	47-66	2/10/96	H
L	56-75	2/1/97	H
W	66-59	1/7/98	H
L	54-59	2/28/98	A
L	56-64	3/5/98	N
W	58-55	1/6/99	A
L	51-58	2/27/99	H
L	60-69	1/29/00	A
L	59-66	2/6/01	H
W	58-56	2/13/02	H
L	51-69	2/27/02	A
L	57-74	1/25/03	A
L	61-73	2/19/03	H
W	76-64	3/13/03	N
W	61-47	1/31/04	H
W	55-53	2/9/05	A
W	57-49	1/7/06	A
W	57-53	3/4/06	H
W	55-40	1/20/07	A
L	55-62	1/31/07	H
L	63-82	1/9/08	A
L	72-92	2/6/08	H
L	52-55	3/13/08	N
W	74-65	1/18/09	H
L	45-72	2/22/09	A
L	53-66	3/12/09	N
L	61-65	1/26/10	A
W	77-74 *	2/14/10	H
L	70-81	1/26/11	A
W	68-57	3/2/11	H
W	75-65	3/10/11	N
L	52-75	1/22/12	A
W	64-53	2/18/12	H
L	68-75 *	3/8/12	N
L	51-69	1/6/13	A
W	55-48	1/23/13	H
W	55-54	2/1/14	A
L	48-54	2/16/14	H
W	72-66	2/18/15	A
W	77-52	1/9/16	A
W	82-58	2/4/16	H
L	66-70	1/5/17	H
W	83-60	1/10/18	R
W	77-69	1/23/18	A
L	50-62	2/28/19	H

F—Game later forfeited by Minnesota

Mississippi State
NU trails 1-0

L	65-70	11/28/99	N

Mississippi Valley State
NU leads 7-1

W	83-62	12/2/00	H
L	47-49	12/28/03	N
W	92-67	12/2/11	H
W	81-68	11/15/12	H
W	86-64	12/16/13	H
W	101-49	12/14/14	H
W	78-48	12/15/15	H
W	94-63	11/11/16	H

Missouri
NU trails 5-4

SERIES HISTORY VS. OPPONENT

L	41-49	12/31/47	H
L	37-59	1/3/49	A
L	72-73	12/10/60	H
L	69-84	12/9/61	A
W	67-60	12/20/65	N
W	79-68	12/18/67	A
W	79-67	12/5/68	H
L	67-78	11/28/13	N
W	67-62	11/24/15	N

Monmouth
NU leads 1-0

W	24-16	12/15/22	H

Morgan State
NU leads 1-0

W	74-66	12/21/90	N

Mount St. Mary's
NU leads 1-0

W	70-47	12/23/10	H

Naperville
NU trails 2-0

L	9-21	1/26/07	H
L	9-28	3/6/09	A

Navy
NU leads 2-0

W	68-43	12/18/48	C
W	83-60	1/3/89	H

NC State
NU trails 4-1

L	68-71	12/26/57	A
L	75-98	12/27/69	N
L	49-74	12/4/02	A
W	65-53	12/1/09	A
L	48-69	12/4/13	A

Nebraska
NU trails 9-6

W	35-22	12/21/33	H
L	68-79	11/29/75	A
L	68-71	12/20/76	H
L	52-61	11/27/99	N
W	84-74	2/2/12	H
L	49-64	1/26/13	A
L	49-53	2/8/14	H
L	47-54	3/1/14	A
L	60-76	2/3/15	A
W	81-72	12/30/15	A
W	65-54	3/6/16	H
W	74-66	1/8/17	A
W	73-61	1/26/17	H
L	55-70	1/2/18	R
L	50-59	2/16/19	A

New Hampshire
NU leads 1-0

W	81-55	11/25/02	H

New Mexico State
NU trails 1-0

L	61-64	11/20/04	N

New Orleans
NU leads 4-0

W	65-54	12/29/78	N
W	90-63	11/28/15	H
W	83-49	12/11/16	H
W	82-52	11/8/18	H

New York University
NU trails 1-0

L	66-75	12/10/63	C

Nicholls State
NU leads 1-0

W	56-49	12/11/99	H

North Carolina
NU trails 4-1

W	65-51	12/19/46	C
L	64-78	12/20/58	N
L	74-98	12/30/70	A
L	67-97	11/29/78	H
L	69-80	11/23/15	N

North Carolina A&T
NU leads 1-0

W	90-65	12/13/09	H

UNC Wilmington
NU trails 1-0

L	48-56	11/15/05	N

North Florida
NU leads 3-0

W	40-39	11/25/06	H
W	84-54	12/16/09	H
W	69-67	11/20/14	H

Northeastern
NU leads 3-1

W	74-70	1/3/90	H
L	79-84	1/19/91	A
W	93-66	12/14/91	H
W	92-65	12/29/93	N

Northeastern Illinois
NU leads 1-0

W	103-63	12/18/89	H

Northern Arizona
NU leads 1-0

W	79-74 *	12/29/87	N

Northern Colorado
NU leads 1-0

W	82-47	1/1/06	H

Northern Illinois
NU leads 9-2

W	84-63	2/8/74	C
W	58-57	12/3/79	H
W	53-52	12/19/80	N
L	70-77	11/30/81	N
W	75-58	12/9/82	D
W	50-47	12/21/83	H
W	64-59 **	12/15/84	H
L	70-76	12/17/85	N
W	74-63	12/1/86	H
W	77-55	11/13/09	H
W	97-78	11/12/10	A

Northern Iowa
NU trails 1-0

L	42-61	11/26/14	N

Northern Kentucky
NU leads 1-0

W	76-55	12/27/14	H

North Park
NU leads 1-0

W	68-57	11/29/82	D

North Texas State
NU trails 1-0

L	66-83	12/28/67	N

Northwestern College
NU leads 2-1

W	22-19	12/19/15	A
W	38-24	1/5/16	A
L	19-21	1/4/17	H

Northwestern State
NU leads 2-0

W	69-61	11/29/03	H
W	85-59	12/31/06	H

Notre Dame
NU trails 64-24-1

W	18-16	12/21/21	H
L	21-30	2/11/22	A
L	13-20	1/2/23	H
L	15-25	12/19/23	A
L	13-22	12/19/24	H
L	15-36	12/30/24	A
L	20-30	12/15/25	H
L	21-38	12/30/25	A
L	20-28	12/30/26	A
L	21-27	1/3/27	H
L	22-28	12/20/27	A
W	25-23	12/29/27	H
W	18-14	12/18/28	A
W	27-24	1/26/28	H
W	30-28 *	12/19/29	A
L	19-22	12/31/29	H
W	44-29	12/12/30	A
W	20-17	1/3/31	H
L	25-32	12/21/31	A
L	21-22	12/31/31	H
L	25-28	12/19/32	A
W	33-29	12/31/32	H
L	24-28	12/9/33	A
L	21-37	12/30/33	H
W	26-25	12/18/34	A
L	26-28	2/9/35	H
L	29-40	12/16/35	A
T	20-20	12/31/35	H
W	38-19	12/16/36	A
L	23-24	12/31/37	H
L	27-30	12/18/37	A
L	29-40	12/31/37	H
L	30-48	12/22/38	A
W	43-39	12/31/38	H
W	47-37	12/30/39	H
L	27-56	1/27/40	A
W	46-36	12/31/40	H
L	36-47	2/8/41	A
L	36-40	12/31/41	H
L	43-61	1/20/42	A
L	44-53	12/12/42	C
L	36-49	1/16/43	C
W	48-32	12/18/43	C
W	43-36	1/21/44	C
L	37-56	2/3/45	C
L	66-71	2/27/45	A
W	56-55	2/2/46	C
L	50-57	2/26/46	A
L	44-52	2/11/47	C
L	53-55	3/1/47	C
L	55-61	12/13/47	C
L	48-59 *	1/24/48	C
L	44-55	12/11/48	C
L	56-59	3/5/49	C
W	66-56	12/17/49	C
L	57-64	1/28/50	C
L	76-82	12/16/50	C
L	73-76	12/30/50	H
L	54-65	12/11/51	A
L	69-75	2/4/52	H
L	57-62	12/31/52	H
L	67-83	2/21/53	A
L	66-75	12/7/53	A
L	50-52	12/31/53	H
L	69-79	12/8/54	A
L	74-82	1/15/55	H
L	61-71	12/10/55	H
L	72-86	1/16/56	A
W	75-60	12/10/56	A
L	61-82	1/7/57	H
L	66-71	12/31/57	H
W	68-63	12/8/58	A
W	102-67	12/31/58	H
L	88-93 **	12/9/59	H
W	59-56	12/31/60	H
L	58-59 *	12/4/61	A
L	68-70	12/21/63	H
L	88-94	12/10/70	A
L	74-98	12/6/73	H
L	84-100	12/4/74	A
L	78-105	12/7/76	A
L	48-88	12/7/77	H
L	57-101	12/6/78	A
L	56-73	12/5/79	H
W	71-57	3/17/83	R
W	40-36 *	12/7/83	H
L	61-79	11/29/84	A
W	72-58	11/27/09	N
L	66-70	11/22/16	N

Oakland
NU leads 2-1

W	91-64	11/27/90	H
W	68-30	11/21/98	H
L	41-60	1/2/00	H

Ohio
NU leads 8-5

L	67-88	12/23/64	H
W	62-60	12/4/65	H
W	93-67	12/3/66	H
L	70-71	12/3/67	A
W	89-80	12/19/68	H
L	79-90	12/1/69	H
L	61-77	12/5/70	A
W	76-65	12/4/71	H
L	69-74	12/9/72	H
W	83-81	12/1/73	A
W	71-68	12/7/74	H
W	86-62	12/6/75	H
W	73-71	12/4/76	A

Ohio State
NU trails 125-47

W	30-22	1/18/13	A
W	36-16	3/8/13	H
W	32-23	1/22/15	H
W	25-21	2/27/15	A
W	26-23	1/8/16	A
W	39-12	1/25/16	H
L	12-29	2/16/17	H
L	25-27 *	2/22/17	A
W	57-36	2/2/18	H
L	24-30	2/25/18	A
W	20-18	2/25/22	H
L	33-35 *	2/4/22	A
W	26-24 *	1/13/23	A
L	18-20	1/29/23	H
L	17-21	1/24/25	A
L	23-34	2/23/25	H
W	27-18	2/12/26	H
L	22-36	2/27/26	A
L	38-43	1/19/28	A
W	43-21	3/5/28	H
L	28-31	1/7/29	H
W	27-24	1/14/29	A
W	35-22	1/24/31	H
W	32-18	2/28/31	A
W	25-24	1/23/32	H
W	26-19	2/29/32	A
W	32-25	1/13/34	A
W	42-31	1/22/34	H
L	19-29	1/26/35	H
L	29-41	2/11/35	A
L	30-33	2/15/37	A
W	44-29	2/22/37	H
W	35-34	1/8/38	H
L	36-41	2/28/38	A
L	33-38	1/14/39	H
L	26-30	2/20/39	A
L	31-32	1/15/40	A
L	52-58	2/19/40	H
L	40-46	1/11/41	A
L	29-35	2/22/41	H
L	41-51	1/19/42	A
W	63-54	3/6/43	A
W	42-40	1/22/44	H
L	46-53	1/13/45	A
L	32-36	2/10/45	C
L	41-47	1/28/46	A
L	46-53	2/23/46	C
L	49-60	1/8/47	A
L	42-62	2/28/47	C
L	60-64	1/3/48	A
W	47-45	2/9/48	H
L	56-68	1/8/49	A
W	62-50	2/19/49	C
L	51-61	1/14/50	A
L	46-68	2/18/50	C
W	81-75	1/20/51	H
W	78-67	1/29/51	A
W	75-70	1/5/52	H
L	61-79	2/12/52	A
L	70-82	12/29/52	A
W	82-73	1/26/53	H
W	89-71	2/8/54	H
L	90-91	1/29/55	A
L	42-91	1/23/56	A
L	72-83	2/13/56	H
L	73-83	1/26/57	A
L	70-84	3/2/57	H
W	78-76	2/10/58	H
L	77-88	1/17/59	A
L	64-81	1/16/60	A
L	58-77	2/6/60	H
L	45-79	1/14/61	H
L	65-89	2/13/61	A
L	62-85	1/6/62	H
L	61-97	2/3/62	A
L	70-72	1/28/63	A
L	45-50	2/25/63	H
L	61-72	2/22/64	H
L	87-100	2/2765	A
L	73-79	1/22/66	A
W	78-77	2/26/66	H
W	100-77	1/28/67	H
W	95-82	2/25/67	A
L	67-87	2/20/68	A
W	86-83	2/25/69	H
L	67-93	1/17/70	A
L	64-68	1/31/70	H
L	72-84	2/20/71	A
L	67-68	3/6/71	H
L	74-76	2/26/72	H
L	81-90	2/24/73	A
W	68-61	2/2/74	A
L	69-72 *	2/25/74	H
L	67-77	1/20/75	H
L	66-84	2/17/75	A
L	69-83	1/31/76	A
W	87-78	2/28/76	H
L	57-69	1/15/77	H
W	83-72	2/24/77	A
L	81-88	1/12/78	H
L	76-103	2/25/78	A
L	61-73	1/25/79	A
L	73-88	2/17/79	H
L	63-75	1/12/80	H
L	59-68	2/21/80	A
L	69-81	1/15/81	A
W	69-64	2/28/81	H
L	57-59 *	1/23/82	A
L	62-67	2/20/82	H
W	66-64	1/29/83	D
L	55-71	2/17/83	A
L	51-72	1/28/84	A
W	61-60	2/16/84	H
L	59-79	1/12/85	A
L	60-63	2/7/85	H
L	77-79 *	1/11/86	H
L	60-83	2/6/86	A
L	59-87	1/12/87	A
L	60-75	2/14/87	H
L	59-65	2/6/88	H
L	69-77	2/20/88	A
L	68-100	1/26/89	A
W	70-69	2/18/89	H
L	77-101	2/1/90	A
L	86-95	3/3/90	H
L	62-102	1/10/91	H
L	64-96	2/9/91	A

SERIES HISTORY VS. OPPONENT

L	52-60	1/11/92	H
L	78-93	3/7/92	A
L	70-81	2/10/93	H
L	73-76	3/9/94	A
W	76-71	2/1/95	H
L	70-66	2/11/95	A
L	71-72	1/17/96	A
L	69-82	2/24/96	H
W	78-47	1/25/97	H
L	40-55	2/13/97	A
W	70-62	2/21/98	H
L	49-59	1/20/99	A
L	*44-58*	*1/15/00*	*H*
L	*49-69*	*2/23/00*	*A*
L	*56-73*	*1/3/01*	*A*
L	*57-69*	*2/24/01*	*H*
L	*48-55*	*1/12/02*	*H*
L	*57-58*	*2/2/02*	*A*
L	52-65	2/1/03	A
L	48-52	3/5/03	H
L	64-72	2/4/04	A
L	52-65	1/29/05	H
L	52-61	2/18/06	A
L	53-56	3/1/06	H
L	41-73	1/17/07	A
L	50-59	1/24/07	H
L	51-62	1/6/08	A
L	47-65	2/13/08	H
W	72-69	2/18/09	H
L	47-52	3/8/09	A
L	56-76	1/19/10	A
L	57-58	1/29/11	H
L	61-67 *	3/11/11	N
L	54-87	12/28/11	A
L	73-75	2/29/12	H
L	59-69	2/14/13	A
L	53-63	2/28/13	H
L	60-76	2/19/14	A
L	67-69	1/22/15	H
L	56-65	1/6/16	H
L	63-71	2/9/16	A
W	74-72	1/22/17	A
L	65-71	1/17/18	R
L	49-63	2/20/19	A
W	68-50	3/6/19	H

NOTE: Games in italics vacated by the NCAA

Oklahoma
NU trails 2-0

L	78-104	12/22/17	A
L	69-76 *	12/21/18	H

Oklahoma City
NU trails 1-0

L	75-86	12/27/78	N

Oregon
NU trails 2-0

L	81-85	12/20/55	A
L	74-82	12/30/64	N

Oregon State
NU trails 4-1

L	58-69	12/31/51	A
L	61-63	12/21/55	A
L	65-67	12/29/64	N
W	72-67	12/26/75	N
L	70-90	12/27/80	N

Penn State
NU trails 31-19

W	41-17	12/31/28	H
L	68-70	1/13/93	A
W	67-58	2/13/93	H
L	75-80	1/29/94	H
L	71-73	3/2/94	A
L	51-79	1/21/95	A
L	59-89	2/22/95	H
L	74-83	1/13/96	H
L	62-78	2/28/96	A
L	69-71	1/22/97	H
L	55-61	2/15/97	A
L	45-83	1/22/98	A
L	68-69 *	2/8/98	H
W	62-60 *	1/20/99	H
W	71-67	2/6/99	A
W	54-44	3/4/99	N
L	49-82	1/13/00	H
L	64-73	2/16/00	A
L	66-73	1/13/01	A
W	62-61	2/21/01	H
W	55-49	2/16/02	A
W	85-79 *	3/1/03	H
L	61-63 *	1/28/04	A
W	65-52	2/14/04	H
W	57-52	3/11/04	N
L	62-65	1/22/05	A
W	54-39	2/19/05	H
L	61-65	1/11/06	H
L	55-68	2/25/06	A
L	42-60	3/7/06	H
L	57-83	1/3/07	A
W	53-51	2/10/07	H
L	68-79	1/2/08	H
L	57-61	12/31/08	A
L	70-81	2/17/10	H
L	60-79	2/28/10	A
L	41-65	2/13/11	A
L	52-66	2/24/11	H
W	68-56	1/1/12	H
W	67-66	2/25/12	A
W	70-54	1/10/13	A
L	59-66	3/7/13	H
L	32-59	3/6/14	H
W	60-39	2/21/15	H
L	62-71	1/16/16	H
W	71-61	3/3/16	A
W	87-77	12/27/16	A
L	63-78	1/5/18	A
W	70-61	1/20/18	R
L	57-65	3/1/18	N

Pennsylvania
NU trails 1-0

L	61-64	12/28/92	N

Pepperdine
NU trails 2-0

L	56-57	1/8/00	H
L	53-55	12/16/00	A

Pittsburgh
NU leads 10-8

L	34-39	12/17/27	H
W	30-24	12/14/28	H
L	30-38	12/14/29	H
W	31-22	12/16/32	H
L	23-27	12/16/33	H
W	42-28	12/14/34	H
W	38-30	12/13/35	H
W	37-28	12/11/36	H
L	22-27	12/10/37	H
L	37-48	12/10/38	H
W	39-33	12/16/39	H
W	48-28	12/21/40	H
W	44-32	12/20/41	C
W	39-37	12/16/46	H
L	71-73	12/8/56	H
W	57-55	12/3/62	A
L	76-90	12/28/88	N
L	42-60	12/29/96	N

Portland
NU leads 1-0

W	56-53	11/19/04	N

Princeton
NU leads 7-1

W	42-26	12/20/39	H
W	34-23	1/4/41	H
W	44-32	12/20/41	N
W	68-49	12/31/49	H
W	93-83	12/31/54	H
L	65-88	12/27/55	H
W	64-62 *	12/27/61	H
W	72-68 *	12/28/80	N

Providence
NU trails 2-0

L	79-91	12/27/66	N
L	52-53	12/30/81	N

Purdue
NU trails 127-48

W	32-12	1/2408	H
L	8-26	2/8/08	A
L	13-23	1/22/09	H
L	8-51	1/21/11	H
L	12-30	1911	A
L	10-31	1/20/12	A
L	13-33	2/17/12	H
W	20-18	1/29/16	H
L	12-13	2/18/16	A
W	23-22	1919	A
W	32-27	2/17/19	H
L	16-53	2/10/20	A
L	20-49	2/14/20	H
L	19-34	1/15/21	A
L	15-24	2/26/21	H
L	14-31	1/16/22	A
L	19-32	1/23/22	H
W	19-17	1/15/23	A
L	22-24	1923	H
L	16-34	2/12/24	A
L	25-37	2/20/24	H
L	35-38	1/16/26	A
L	26-36	3/3/26	H
L	19-22	2/23/27	A
L	36-44	3/7/27	H
L	30-46	1/12/29	A
W	35-30	2/16/29	H
L	22-39	1/13/30	H
L	16-29	2/26/30	A
L	33-48	2/20/32	A
L	17-31	3/5/32	H
W	35-28	1/9/33	H
L	40-42	2/20/33	A
L	31-33	1/14/34	A
L	24-38	3/9/34	H
L	27-31	2/15/36	A
W	45-40	2/22/36	H
L	26-37	1/17/38	A
L	39-42	3/5/38	H
L	24-35	1/7/39	A
L	29-40	1940	H
L	20-38	3/3/41	A
L	41-50	2/9/42	A
L	42-56	2/23/42	H
W	67-40	2/6/43	C
W	51-45	2/26/44	A
L	48-52 *	1/20/45	A
L	49-59	2/2/45	C
W	52-44	1/7/46	A
W	63-54	2/1/46	C
W	54-53	2/8/47	C
L	41-52	1/17/48	A
L	54-60	1/29/49	C
W	60-58 *	1/7/50	A
W	97-79	1/27/51	H
W	84-83	2/26/51	A
W	85-83	1/12/52	H
L	65-72	2/18/52	A
W	84-65	1/31/53	H
L	73-81	2/14/53	A
L	63-78	1/16/54	A
W	90-72	2/20/54	H
L	77-78	1/8/55	A
W	93-88 *	1/17/55	H
L	54-68	1/7/56	A
L	68-78	1/30/56	H
L	57-77	1/14/57	A
L	77-81	1/28/57	H
L	72-84	2/3/58	A
L	63-65 *	2/14/59	H
L	70-75	2/20/60	H
W	68-66	2/27/60	A
L	64-79	1/7/61	A
W	64-62	1/23/61	H
L	74-90	1/13/62	H
W	96-82	1/26/63	H
L	84-93	2/15/64	A
L	73-76	3/7/64	H
L	87-92	2/15/65	H
W	87-82	3/8/65	A
W	111-97	1/8/66	H
L	80-89	3/6/67	A
W	82-74	1/27/68	H
L	89-98	2/3/68	A
L	84-97	2/8/69	H
L	68-107	2/22/69	A
W	66-65	1/24/70	H
L	74-82	1/12/71	A
L	75-78	1/29/72	H
W	73-67	2/8/72	A
L	72-87	1/13/73	H
L	62-76	1/29/73	A
L	78-85	1/7/74	H
L	76-89	1/19/74	A
L	72-73 *	1/13/75	A
W	69-55	2/10/75	H
L	81-91	1/12/76	A
L	58-86	2/9/76	H
L	85-92	2/3/77	A
L	84-102	2/12/77	H
L	62-87	1/7/78	A
W	80-71	3/2/78	H
L	58-68	2/1/79	H
L	64-76	2/10/79	A
L	63-68	1/17/80	A
W	57-54	2/14/80	H
L	50-55	1/22/81	A
L	69-82	2/19/81	H
L	51-56	1/16/82	A
W	67-50	2/25/82	H
L	56-67	2/3/83	A
W	66-55	2/12/83	D
L	44-52	2/1/84	H
L	56-66	2/11/84	A
L	49-50	1/16/85	H
L	57-76	2/16/85	A
L	64-85	1/16/86	A
L	50-65	2/15/86	H
L	67-85	1/8/87	H
L	60-86	2/7/87	A
L	64-80	1/14/88	A
L	51-69	2/27/88	H
L	58-75	1/5/89	H
L	66-97	3/11/89	A
L	77-93	1/6/90	A
L	60-67	2/5/90	H
L	70-73	1/3/91	H
L	48-77	3/9/91	A
L	63-82	1/25/92	A
L	68-84	2/20/92	H
L	73-83	1/29/93	H
W	62-59	2/27/93	A
L	67-68	1/5/94	H
L	81-98	2/9/94	A
L	84-96	1/25/95	H
L	57-94	2/18/95	A
L	51-67 F	1/10/96	H
L	56-79 F	3/2/96	A
L	53-78	1/11/97	A
L	61-72	2/26/97	H
L	45-80	1/24/98	A
W	54-50	1/27/99	H
L	51-70	2/2/00	A
L	58-77	2/12/00	H
L	61-69	1/6/01	H
L	59-78	1/20/01	A
L	61-63	1/23/02	A
W	61-48	2/20/02	H
L	68-82	1/11/03	A
W	78-67	2/12/03	H
W	40-39	2/11/04	A
W	67-61	2/5/05	H
W	66-53	1/4/06	H
W	78-76 *	1/25/06	A
L	68-75	2/24/07	H
L	50-73	3/3/07	A
L	56-71	2/16/08	H
L	43-68	3/1/08	A
L	61-63	1/15/09	H
W	64-61	3/4/09	A
W	72-64	1/16/10	H
L	61-69	3/12/10	N
L	69-82	12/31/10	A
L	56-58	1/28/12	H
L	77-87	2/12/12	A
W	75-60	2/2/13	H
L	43-74	2/24/13	A
W	63-60 **	1/21/14	H
W	74-65	3/9/14	A
L	60-68	1/31/15	H
L	61-71	2/16/16	A
L	59-80	2/1/17	A
L	65-69	3/5/17	H
L	69-74	12/3/17	A
L	57-70	3/9/19	H

F—Game later forfeited by Purdue

Radford
NU leads 1-0

W	96-89	12/21/88	N

Ravenswood
NU leads 1-0

W	33-29	3/15/11	H

Rhode Island
NU trails 2-0

L	87-91	12/28/66	N
L	64-76	3/17/10	A

Rice
NU leads 3-1

W	70-61	12/20/50	A
W	93-71	12/2/78	H
L	55-75	12/5/81	A
W	61-47	2/9/00	H

Rider
NU leads 1-0

W	74-68	12/30/93	N

Ripon
NU leads 3-0

W	59-45	12/5/46	H
W	58-55	12/5/49	H
W	87-56	2/25/52	H

Robert Morris
NU leads 2-0

W	66-46	12/2/95	H
W	72-58	12/22/04	H

Rollins
Series tied 2-2

W	73-69	12/3/73	H
W	80-66	12/28/85	A
L	62-66 *	12/13/86	H
L	68-70	12/12/87	H

Rutgers
NU leads 10-3

W	78-77	12/26/69	N
W	72-68	12/10/71	N
W	72-55	11/30/87	H
W	75-69	12/5/89	A
L	75-80	12/27/03	N
W	51-47	12/30/14	A

SERIES HISTORY VS. OPPONENT

W	98-59	2/17/16	H
W	69-60	1/12/17	A
W	69-65	2/18/17	H
W	83-61	3/9/17	N
L	58-67*	2/13/18	A
W	65-57	1/18/19	A
L	56-59	2/13/19	H

St. Francis (N.Y.)
NU leads 2-0

W	69-66	11/25/98	H
W	92-61	12/20/10	N

St. John's
NU trails 2-1

L	41-49	12/17/38	A
W	62-60	12/26/66	N
L	69-85	12/21/10	A

St. Joseph's
NU leads 2-0

W	83-77	1/16/73	H
W	83-65	12/29/73	H

St. Peter's
NU leads 2-0

W	83-56	12/13/00	H
W	75-66	11/13/17	R

Sacred Heart
NU leads 2-0

W	103-67	12/21/15	H
W	81-50	11/24/17	R

Saint Louis
NU trails 2-1

W	66-53	12/28/57	N
L	52-59	12/28/62	N
L	77-93	12/22/90	A

Sam Houston State
NU leads 1-0

W	71-51	11/26/97	H

San Diego State
NU trails 2-0

L	63-83	11/24/95	A
L	70-82	12/3/96	H

San Jose State
NU leads 1-0

W	59-51	11/16/01	N

Savannah State
NU leads 1-0

W	68-58	12/1/07	H

Seton Hall
NU leads 5-2

L	70-85	12/9/95	A
W	73-63	12/14/96	H
W	51-44	12/13/97	H
L	52-63	12/19/98	A
W	53-44	12/18/04	H
W	44-42	12/18/05	A
W	80-73	11/20/11	N

Seward Park
NU leads 1-0

W	58-10	1/1913	H

Siena
Series tied 1-1

W	79-70	12/2/94	N
L	84-86	11/22/97	H

SIU Edwardsville
NU leads 5-0

W	76-62	12/8/79	H
W	75-55	12/13/80	H
W	70-31	12/1/82	D
W	98-55	1/20/11	H
W	81-56	12/5/15	H

SMU
NU leads 2-1

L	75-80	12/17/62	A
W	88-79	12/14/63	H
W	66-55	12/23/08	H

South Dakota
NU leads 1-0

W	64-46	12/21/57	H

South Dakota State
NU leads 1-0

W	74-58	12/9/57	H

Stanford
NU trails 6-2

W	62-61	12/26/62	N
L	58-64	11/30/68	A
L	53-58	11/17/06	A
L	60-71	11/15/07	H
L	59-65	12/20/08	A
W	70-62	12/19/09	H
L	68-70	12/21/12	H
L	58-71	11/14/13	A

Stony Brook
NU leads 1-0

W	63-58	11/25/11	H

Syracuse
NU trails 1-0

L	75-105	12/29/65	N

Tampa
NU leads 1-0

W	49-34	12/30/83	A

TCU
NU trails 2-1

L	78-93	12/29/71	N
L	64-66	12/28/87	N
W	55-31	11/23/12	N

Temple
NU trails 1-0

L	29-32	12/19/38	A

Tennessee
NU leads 1-0

W	93-86	12/21/77	N

Tennessee-Martin
NU leads 1-0

W	61-55	11/22/96	H

Tennessee State
NU leads 1-0

W	69-62	11/22/09	H

Tennessee Tech
NU trails 2-0

L	60-72	11/30/96	H
L	65-66	12/19/06	N

Texas
NU leads 2-1

W	73-71	12/21/65	N
L	59-63	12/23/74	A
W	77-58	11/21/16	N

Texas A&M
NU trails 3-2

L	91-93	12/30/69	N
L	84-86	12/22/73	N
L	55-67	12/19/74	N
W	71-60	12/17/92	H
W	67-48	12/18/93	A

Texas A&M-Corpus Christi
NU leads 2-0

W	59-51	2/14/05	H
W	66-48	11/19/08	H

Texas Pan-American
NU leads 7-0

W	76-47	1/23/99	H
W	56-48	12/31/04	H
W	67-56	2/21/07	H
W	68-59	1/30/08	H
W	53-44	1/7/10	H
W	77-71	11/17/10	A
W	60-36	11/13/11	H

Texas Southern
NU leads 2-0

W	81-51	12/15/11	H
W	79-49	11/13/12	H

Texas State
NU leads 1-0

W	74-68	12/17/12	H

Texas Tech
NU trails 1-0

L	49-85	11/19/17	N

Toledo
NU trails 1-0

L	69-74	12/28/79	N

Troy State
NU leads 1-0

W	90-52	12/2/97	H

Tulane
NU leads 4-3

L	49-67	12/21/50	A
L	68-70	12/19/53	A
W	77-63	12/18/54	H
W	61-48	12/18/65	H
W	121-116	12/19/66	A
W	108-78	12/5/89	H
L	79-88	12/4/91	A

Tulsa
Series tied 1-1

L	59-68	3/18/09	A
W	69-65	11/18/11	N

UCLA
NU trails 4-1

L	44-49	12/21/48	A
W	64-58	12/29/49	H
L	63-70	12/20/62	H
L	67-81	1/24/69	C
L	79-95	11/29/13	N

UIC
NU leads 5-4

W	76-62	11/28/80	H
W	59-50	12/18/81	N
W	72-70	12/7/85	H
L	53-70	12/19/02	H
L	71-90	12/20/03	A
L	62-71	12/14/05	H
L	44-50	12/1/12	H
W	93-58	11/20/13	A
W	63-46	12/22/14	H

UMBC
NU leads 1-0

W	81-52	11/28/86	H

UMKC
NU leads 1-0

W	77-62	12/15/08	H

UNLV
NU trails 1-0

L	95-101	12/20/77	A

UPR-Mayaguez
NU leads 1-0

W	62-55	12/20/06	N

USC
NU trails 5-3

W	22-20	12/11/31	H
L	44-48	12/21/46	C
L	46-52	12/20/47	C
W	38-35	12/23/48	A
L	62-81	12/28/59	A
L	63-75	12/27/65	A
L	44-85	12/29/99	A
W	63-61	12/27/00	H

UTEP
NU trails 1-0

L	54-58	12/2/77	N

U.S. Infantry
NU leads 1-0

W	34-15	1/5/22	H

Utah
Series tied 2-2

L	69-88	12/23/71	A
L	63-73	12/29/80	N
W	77-44	12/21/06	N
W	79-57	11/25/18	N

Utah State
NU trails 1-0

L	57-64	11/21/04	N

Valparaiso
NU leads 9-2

W	91-64	12/16/67	H
W	76-49	12/19/70	H
L	55-73	12/18/71	H
L	76-94	12/16/72	A
W	69-57	12/15/73	H
W	82-74	12/9/74	H
W	98-77	12/9/75	A
W	80-66	12/10/77	H
W	85-61	12/9/78	A
W	80-65	12/8/79	H
W	84-50	12/14/17	R

Vanderbilt
NU trails 4-2

L	58-59	12/23/65	H
L	92-116	12/21/66	A
L	80-81	12/30/89	A
W	83-81	12/2/91	H
L	66-86	12/3/92	A
W	68-66	3/16/17	N

Vermont
NU leads 1-0

W	64-42	11/25/00	H

Virginia
NU trails 3-0

L	44-48	12/1/04	H
L	57-72	11/30/05	A
L	52-94	11/27/07	A

Virginia Commonwealth
NU leads 1-0

W	78-73	11/14/01	N

Virginia Tech
NU leads 1-0

W	81-79 *	12/01/15	A

Wabash
NU leads 6-1

L	31-39	12/11/26	H
W	40-17	12/10/27	H
W	35-20	12/8/28	H
W	31-24	2/4/32	H
W	24-23	2/5/34	H
W	35-29	12/7/34	H
W	35-32	12/9/40	H

Wake Forest
NU leads 1-0

W	65-58	11/28/16	

Washington
NU trails 6-2

L	60-83	12/29/51	A
W	75-69	12/22/58	H
L	60-79	12/21/59	A
L	61-67	12/22/59	A
W	53-45	12/20/60	H
L	81-86	12/19/69	N
L	57-70	12/29/75	N
L	55-76	3/16/12	A

Washington (Mo.)
NU leads 2-0

W	39-17	12/19/31	H
W	64-49	11/28/87	H

Washington State
Series tied 3-3

W	41-29	12/14/39	H
L	64-71	12/28/51	N
W	70-65	12/28/64	N
W	77-61	12/23/68	H
L	52-68	12/30/96	N
L	66-69 *	3/23/11	A

West Aurora HS
NU leads 1-0

W	36-16	12/15/14	H

West Virginia
Series tied 1-1

W	118-109 **	12/27/58	C
L	94-98 *	12/11/71	A

Western Carolina
NU leads 1-0

W	78-54	12/18/99	H

Western Illinois
NU leads 3-2

W	95-85	12/23/70	H
W	100-78	12/18/72	H
W	92-78	11/26/77	H
L	91-96	12/8/90	N
L	48-80	12/21/94	A

Western Michigan
NU leads 23-5

W	38-26	12/19/36	H
W	61-39	12/8/41	H
L	42-52	12/7/42	H
L	45-47	12/11/43	H
W	68-54	12/23/44	H
W	47-46	12/21/45	C
W	63-46	1/10/48	H
L	51-52	12/4/48	H
W	54-43	12/1/49	H
W	64-62	12/2/50	H
W	80-77	12/10/51	H
L	79-95	12/6/52	H
W	69-53	12/5/53	H
W	87-63	12/4/54	H
L	67-72	12/3/55	H
W	99-60	12/1/56	H
W	97-78	12/2/57	A
W	102-60	12/1/58	H
W	80-66	12/1/59	H
W	73-72	12/1/60	H
W	61-56	12/2/61	A

SERIES HISTORY VS. OPPONENT

W	83-74	12/1/62	H
W	80-78	11/30/63	H
W	95-81	12/1/64	A
W	77-75 *	12/9/06	H
W	65-63	12/8/07	A
W	51-35	12/7/13	H
W	67-61	12/20/14	H

Wheaton (Ill.)
NU leads 1-0

W	41-39	12/14/06	H

Whiting Owls
NU trails 1-0

L	34-36	2/8/19	A

Whiting Red Crowns
NU trails 1-0

L	24-47	1/11/20	H

Wichita State
NU trails 2-0

L	60-78	12/5/60	A
L	56-61	12/6/61	H

William & Mary
Series tied 1-1

W	103-78	12/29/89	N
L	69-77	12/29/92	N

Wisconsin
NU trails 116-69

L	9-55	1/8/10	A
L	11-39	2/26/10	H
L	9-29	1/14/11	H
L	11-23	3/8/11	A
L	19-32	1/6/12	H
L	12-46	2/24/12	A
L	9-38	2/10/14	A
L	26-33	2/17/14	H
L	18-22	1/18/16	A
L	21-24	3/11/16	H
L	21-29 *	1/8/17	H
L	21-23	2/12/17	A
W	33-17	1/5/18	H
L	18-26	3/7/18	A
W	20-15	1/11/19	A
W	32-23	2/22/19	H
W	13-12	1/3/21	H
L	10-22	2/12/21	A
L	9-21	1/9/22	H
L	11-23	2/22/22	A
L	10-21	1/6/23	H
L	17-29	3/5/23	A
L	10-25	1/12/24	H
L	13-23	3/1/24	A
L	27-35	1/23/26	A
W	36-26	2/16/26	H
L	18-28	1/15/27	H
L	24-25	1/22/27	A
L	23-37	2/18/29	A
L	25-31	2/23/29	H
W	23-14	1/4/30	H
L	22-29	2/15/30	A
W	31-30 *	1/4/32	H
W	28-24	1/18/32	A
W	40-22	1/16/33	H
W	30-28	2/25/33	A
L	9-16	1/7/35	A
W	36-31	1/19/35	H
W	33-28	2/24/36	A
W	49-26	3/2/36	H
W	47-38	1/3/38	H
W	27-23	2/12/38	A
W	37-27	2/13/39	H
W	47-44	3/2/40	A
L	46-48	2/10/41	H
L	46-49	1/17/42	C
L	47-59	2/21/42	A
L	65-67	1/9/43	C
W	56-54	2/22/43	A
W	60-38	1/8/44	C
L	47-50 *	2/4/44	A
W	52-37	1/6/45	A
L	43-44	1/27/45	C
W	56-34	1/26/46	C
W	63-58	2/9/46	A
L	44-45	1/27/47	A
L	42-54	2/15/47	C
L	62-68	2/7/48	C
L	54-59	2/23/48	A
L	52-56	2/12/49	C
L	46-57	2/21/49	A
L	59-66	2/11/50	C
L	53-67	2/27/50	A
L	56-68	1/15/51	A
L	58-74	1/15/52	H
L	56-78	1/17/53	H
L	58-74	3/7/53	A
L	47-64	1/11/54	A
W	80-72	2/26/55	G
L	55-79	2/4/56	H
L	70-76	3/3/56	A
W	75-54	1/5/57	H
L	69-82	3/4/57	A
W	82-65	3/1/58	H
W	86-82	2/28/59	A
W	77-69	1/11/60	A
W	73-59	2/29/60	H
W	54-52	2/11/61	H
L	61-75	3/4/61	A
L	64-65	2/24/62	H
L	65-78	2/16/63	A
W	76-63	1/11/64	H
W	72-64	2/11/64	A
L	87-93 *	2/23/65	H
L	76-88	3/6/65	H
W	76-65	2/21/66	H
L	62-90	2/28/66	A
L	94-110	2/21/67	A
W	91-82	2/28/67	H
W	77-75	3/9/68	H
W	72-70	3/4/69	A
W	82-75	2/21/70	H
W	87-82	3/3/70	A
L	72-87	1/19/71	A
W	101-91	2/13/71	H
W	90-82	3/4/72	A
W	74-73	1/27/73	H
L	53-87	1/5/74	A
L	62-77	3/9/74	H
W	69-66	1/4/75	H
L	70-94	3/8/75	A
W	62-60	1/24/76	H
W	90-77	2/21/76	A
L	60-61	1/20/77	A
W	98-88	2/19/77	H
W	93-85	1/26/78	A
L	80-81	2/18/78	H
L	82-95	1/11/79	A
L	70-72	2/24/79	H
L	66-75	1/3/80	A
W	53-50	3/1/80	H
W	50-48	1/10/81	H
L	57-60	3/5/81	A
W	61-55	1/14/82	A
L	60-61 F	2/27/82	H
L	45-49 F	1/20/83	A
W	64-57	2/27/83	D
L	60-61 *F	1/19/84	H
L	47-54 F	2/26/84	A
L	51-52	1/5/85	H
L	53-61	3/9/85	A
L	52-57	1/4/86	A
L	68-70	3/9/86	H
L	57-62	1/31/87	H
L	59-76	3/1/87	A
L	59-80	1/30/88	A
L	69-74	3/5/88	H
L	58-59	1/28/89	H
L	60-72	2/15/89	A
W	87-85	1/27/90	H
L	50-65	3/1/90	A
L	57-74	1/24/91	H
L	76-79	2/24/91	A
L	67-69	1/8/92	A
W	76-65	3/14/92	H
L	87-101	2/3/93	A
W	100-89	3/6/93	H
W	75-71	2/19/94	A
W	66-54	3/5/94	H
L	73-97	1/28/95	A
L	56-70	2/15/95	H
W	62-52	1/20/96	H
W	82-71	2/21/96	A
L	53-65	1/29/97	A
L	44-56	2/8/97	H
L	33-56	1/17/98	A
W	47-39	2/11/98	H
L	49-57	1/16/99	H
L	45-57	2/10/99	A
L	46-62	3/1/00	H
L	41-51	3/9/00	N
L	37-59	2/18/01	A
W	69-60	1/30/02	H
L	44-73	2/9/02	A
L	50-69	1/29/03	A
L	59-74	2/8/03	H
W	69-51	2/7/04	H
L	58-73	2/2/05	A
L	52-68	1/14/06	A
W	62-51	2/23/06	H
L	50-56	1/13/07	H
L	52-69	2/3/07	A
L	50-62	1/19/08	A
L	52-65	3/13/08	H
L	45-74	1/7/09	A
W	66-63	1/31/09	H
L	50-60	1/13/10	H
L	63-70	2/21/10	A
L	46-78	1/23/11	H
L	63-78	2/27/11	A
L	57-77	1/18/12	A
L	41-69	2/20/13	H
L	49-76	1/2/14	H
W	65-56	1/29/14	A
L	58-81	1/4/15	H
L	50-65	2/7/15	A
W	70-65	1/12/16	H
W	66-59	2/12/17	A
L	48-76	3/11/17	N
W	60-52	2/1/18	A
L	64-70	2/22/18	R
L	46-62	1/26/19	A
L	64-69	2/23/19	H

F—Game later forfeited by Wisconsin

Wofford
NU leads 1-0

W	68-51	12/17/97	H

Wyoming
NU leads 1-0

W	79-77	12/28/56	N

Xavier
NU trails 1-0

L	79-83 *	3/21/94	H

Yale
NU leads 3-2

W	29-14	12/31/21	H
L	13-34	1/5/24	H
L	50-60	12/29/47	H
W	76-57	12/26/53	H
W	73-63	12/31/56	H

Youngstown State
NU leads 4-0

W	87-57	12/5/92	H
W	86-70	12/15/93	A
W	71-62	12/13/94	H
W	67-61	11/28/95	H

NORTHWESTERN
24
NORTHWESTERN

RECORDS

INDIVIDUAL RECORDS

Points
Game: 49, Rich Falk vs. Iowa, 2/24/64
Season: 661, John Shurna, 2012
Career: 2,038, John Shurna, 2009-12

Points Per Game
Season: 24.3, Dale Kelley, 1970
Career: 19.9, Joe Ruklick, 1957-59

Games Scoring At Least 40 Points
Season: 1, Rich Falk, 1964; Rick Lopossa, 1964; Joe Ruklick, 1959
Career: 1, Rich Falk, 1962-64; Rick Lopossa, 1962-64; Joe Ruklick, 1957-59

Consecutive Games Scoring in Double Figures
Season: 27, Evan Eschmeyer, 1997-98
Career: 41, Evan Eschmeyer, 1995-99

Field Goals Made
Game: 19, Rich Falk vs. Iowa, 2/24/64
Season: 228, John Shurna, 2012
Career: 768, Billy McKinney, 1974-77

Field Goal Attempts
Game: 38, Rich Falk vs. Iowa, 2/24/64
Season: 512, Dick Mast, 1956
Career: 1,645, Billy McKinney, 1974-77

Field Goal Percentage
Game: .923 (12-13), Evan Eschmeyer vs. DePaul, 12/6/97
Season: .619, Derek Pardon, 2018
Career: .621, Dererk Pardon, 2016-present

Three-Point Field Goals Made
Game: 9, Craig Moore at Brown, 11/22/08; 9, John Shurna vs. Eastern Illinois, 12/18/11
Season: 110, Craig Moore, 2009
Career: 320, Craig Moore, 2005-09

Three-Point Field Goal Attempts
Game: 18, Craig Moore at Iowa, 2/7/09
Season: 271, Craig Moore, 2009
Career: 845, Craig Moore, 2005-09

Three-Point Field Goal Percentage
Game: 1.000, Todd Leslie (6-6) vs. Saint Louis, 12/22/90
Season: .525, Rob Ross, 1989
Career: .446, Todd Leslie, 1989-94

Free Throws Made
Game: 17, Evan Eschmeyer vs. Minnesota, 2/27/99; vs. Penn State, 2/8/98;
17, Shon Morris vs. Northern Arizona, 12/29/87;
17, Geno Carlisle at Wisconsin, 2/21/96
Season: 208, Evan Eschmeyer, 1998-99
Career: 563, Evan Eschmeyer, 1995-99

Consecutive Free Throws Made
37, Michael Thompson, 2011

Free Throw Attempts
Game: 22, Evan Eschmeyer vs. Minnesota, 1/7/98; vs. Penn State, 2/8/98;
22, Joe Ruklick vs. Detroit, 12/29/56
Season: 302, Evan Eschmeyer, 1998
Career: 859, Evan Eschmeyer, 1995-99

Free Throw Percentage
Game: 1.000, Jeff Grose vs. DePaul (13-13), 12/21/87
Season: .900, Jim Stack, 1981
Career: .862, Jeff Grose, 1986-89

Rebounds
Game: 29, Jim Pitts vs. Indiana, 2/13/65
Season: 321, Jim Pitts, 1966
Career: 995, Evan Eschmeyer, 1995-99

Rebounds Per Game
Season: 13.9, Joe Ruklick, 1958
Career: 13.3, Jim Pitts, 1964-66

Assists
Game: 16, Bryant McIntosh vs. Minnesota, 1/10/18
Season: 213, Bryant McIntosh, 2016
Career: 700, Bryant McIntosh, 2015-18

Steals
Game: 9, Patrick Baldwin vs. Oakland, 11/27/90
Season: 90, Patrick Baldwin, 1991
Career: 272, Patrick Baldwin, 1990-94

Blocked Shots
Game: 10, Jim Pitts vs. Purdue, 1966
Season: 123, Jim Pitts, 1966
Career: 181, Alex Olah, 2013-16



JIM PITTS recorded the first triple-double in Northwestern history Jan. 8, 1966. He posted 23 points, 14 rebounds and a school-record 10 blocked shots in a 111-97 home win over Purdue.

TEAM RECORDS

SINGLE GAME

Most Points
121 vs. Tulane, 12/19/66

Most Points in NU Loss
(Regulation)
116 vs. Kentucky, 12/10/66 (L, 118-116)

Most Points, Both Teams
237 vs. Tulane, 12/19/66 (W, 121-116)

Fewest Points Allowed
(Since 1950): 30 by Oakland, 11/21/98
(Before 1950): 9 by Minnesota, 2/20/22

Fewest Points, Both Teams
(Since 1950): 76 vs. Notre Dame, 12/7/83 (W, 40-36 - OT)
(Before 1950): 23 vs. Iowa, 2/20/26 (L, 12-11)

Biggest NU Winning Margin
65 vs. Chicago State, 12/11/17 (96-31)

Most Field Goals
50 vs. Kentucky, 12/10/66; vs. Ball State, 12/5/66

Most Field Goal Attempts
102 vs. Western Illinois, 12/18/72

Highest Field Goal Percentage
.702 vs. Troy State, 12/2/97

Most 3-Point Field Goals
20 vs. Mississippi Valley State, 12/2/11; vs. North Carolina A&T, 12/13/09

Most 3-Point Field Goals Attempted
47 vs. North Carolina A&T, 12/13/09; at Illinois, 12/30/09

Highest 3-Point Field Goal Percentage
(Min. 10 made): .733 vs. Utah, 12/21/06

Most Free Throws Made
40 vs. Detroit, 12/29/56

Most Free Throw Attempts
56 vs. Detroit, 12/29/56

Highest Free Throw Percentage
(Min. 20 made): 1.000 vs. Michigan State, 1/27/77 (24-24)
(Min. 30 made): .949 vs. Michigan State, 1/10/70 (37-39)

Most Rebounds
72 vs. Western Illinois, 12/18/72; vs. Ball State, 12/5/66

Most Blocked Shots
15 at Rutgers, 1/12/17

Most Assists
33 vs. Rutgers, 2/27/16

Most Steals
22 vs. Penn State, 3/11/04; vs. Chicago, 11/27/93

SINGLE SEASON

Most Points
2,558, 2017

Average Points Per Game
91.3, 1967

Most Games at Least 100 Points
6, 1967

Most Consecutive Games at Least 100 Points
3, 1967

Lowest Average Per Game Allowed
(Since 1950): 56.8, 1984

Highest Average Scoring Margin
+5.6, 2017

Most Field Goals Made
913, 2017

Most Field Goals Made Per Game
34.9, 1967

Most Field Goal Attempts
2,092, 2017

Most Field Goal Attempts Per Game
78.9, 1958

Highest Field Goal Percentage
.486, 1989

Most 3-Point Field Goals Made
319, 2011

Most 3-Point Field Goals Made Per Game
9.4, 2011

Most 3-Point Field Goal Attempts
887, 2010

Most 3-Point Field Goal Attempts Per Game
26.1, 2010

Highest 3-Point Field Goal Percentage
.446, 1990

Most Free Throws
541, 1970

Most Free Throws Made Per Game
22.7, 1953

Most Free Throw Attempts
775, 1953

Most Free Throw Attempts Per Game
35.2, 1953

Highest Free Throw Percentage
.768, 1991

Most Rebounds
1,398, 1965

Most Rebounds Per Game
58.3, 1965

Most Assists
568, 2011

Most Steals
261, 2007

Most Blocked Shots
175, 2017

MISCELLANEOUS

Most Overtime Periods — Game
3 vs. Michigan, 1/26/80
3 vs. Michigan State, 2/23/80

Most Overtime Games — Season
5, 2016

Most Consecutive Victories
Total: 13, 1930-31
Single Season: 12, 1931

Most Victories in a Season
24, 2017

Most Consecutive Home Wins
13, 2015-16; 2016-17
Single Season: 11, 1933
McGaw Hall: 9, 1968

Most Consecutive Road Wins
7, 1931
Single Season: 7, 1931

INDIVIDUAL CAREER RECORDS

Points

1. John Shurna, 2009-12 2,038
2. Drew Crawford, 2010-14 1,920
3. Billy McKinney, 1974-77 1,900
4. Evan Eschmeyer, 1995-99 1,805
5. Michael Thompson, 2008-11 1,689
6. Bryant McIntosh, 2015-18 1,683
7. Jim Stack, 1979-83 1,583
8. Vedran Vukusic, 2002-06 1,581
9. Kevin Rankin, 1991-94 1,575
10. Cedric Neloms, 1992-95 1,533
11. Jitim Young, 2001-04 1,521
12. Tre Demps, 2012-16 1,518
13. Vic Law, 2015-19 1,442
14. Shon Morris, 1985-88 1,407
15. Jim Burns, 1965-67 1,368
16. Rod Roberson, 1978-81 1,347
17. Joe Ruklick, 1957-59 1,315
18. Dale Kelley, 1968-70 1,310
19. Craig Moore, 2006-09 1,294
20. Scottie Lindsey, 2015-18 1,270

Scoring Average

1. Joe Ruklick, 1957-59 ..... 19.9
2. Dale Kelley, 1968-70 ..... 19.8
3. Jim Burns, 1965-67 ..... 19.5
4. Billy McKinney, 1974-77 ..... 18.6
5. Walker Lambiotte, 1989-90 ..... 17.4
6. Evan Eschmeyer, 1995-99 ..... 16.1
7. Geno Carlisle, 1994-96 ..... 15.8
8. John Shurna, 2009-12 ..... 15.7
   Mark Sibley, 1971-73 ..... 15.7
   Ray Ragelis, 1949-51 ..... 15.7

Field Goals

1. Billy McKinney, 1974-77 768
2. John Shurna, 2009-12 704
3. Drew Crawford, 2010-14 687
4. Jim Stack, 1979-83 623
5. Bryant McIntosh, 2015-18 621
   Evan Eschmeyer, 1995-99 621
7. Michael Thompson, 2008-11 568
8. Vedran Vukusic, 2002-06 564
9. Tre Demps, 2012-16 554
10. Kevin Rankin, 1991-94 553

Field Goal Attempts

1. Billy McKinney, 1974-77 1,645
2. Drew Crawford, 2010-14 1,575
3. Bryant McIntosh, 2015-2018 1,519
4. John Shurna, 2009-12 1,509
5. Tre Demps, 2012-16 1,404
6. Jim Stack, 1979-83 1,367
7. Michael Thompson, 2008-11 1,300
8. Jim Burns, 1965-67 1,284
9. Vic Law 2015-19 1,198
10. Vedran Vukusic, 2002-06 1,179

Field Goal Percentage

(Minimum 100 made)

1. Dererk Pardon, 2016-19 ..... .602
2. Evan Eschmeyer, 1995-99 ..... .595
3. Paul Schultz, 1981-84 ..... .541
4. Walker Lambiotte, 1989-90 ..... .513
5. Brian Schwabe, 1986-90 ..... .503
6. Bob Grady, 1979-82 ..... .501
7. Kevin Rankin, 1991-94 ..... .498
8. Phil Styles, 1988-89 ..... .497
9. Luka Mirkovic, 2009-12 ..... .489
   Rex Walters, 1989-90 ..... .489
   Jeff Ryan, 2007-11 ..... .489

Three-Point Field Goals

1. Craig Moore, 2006-09 320
2. Michael Thompson, 2007-11 276
3. John Shurna, 2009-12 274
4. Drew Crawford, 2010-14 232
5. Vedran Vukusic, 2002-06 212
6. Tre Demps, 2012-16 211
7. Todd Leslie, 1990-94 203
8. Winston Blake, 2000-03 200
9. Scottie Lindsey, 2015-18 198
10. Vic Law, 2015-19 193

Three-Point FG Attempts

1. Craig Moore, 2006-09 845
2. John Shurna, 2009-12 684
3. Michael Thompson, 2008-11 675
4. Drew Crawford, 2010-14 658
5. Tre Demps, 2012-16 619
6. Winston Blake, 2000-03 603
7. Vedran Vukusic, 2002-06 564
8. Scottie Lindsey, 2015-18 556
9. Vic Law, 2015-19 524
10. Bryant McIntosh, 2015-18 498

Three-Point FG Percentage

(Minimum 50 Made)

1. Todd Leslie, 1989-94 ..... .446
   Rex Walters, 1989-90 ..... .446
3. Sean Wink, 1997-99 ..... .423
4. Nathan Taphorn, 2014-17 ..... .414
5. Michael Thompson, 2007-11 ..... .409
6. Jeff Grose, 1986-89 ..... .402
7. John Shurna, 2009-12 ..... .401
8. Kevin Coble, 2007-09 ..... .391
9. Craig Moore, 2006-09 ..... .379
10. Vic Law, 2015-19 ..... .368

Free Throws

1. Evan Eschmeyer, 1995-99 ..... .563
2. Cedric Neloms, 1992-95 ..... .494
3. Kevin Rankin, 1991-94 ..... .458
4. Shon Morris, 1985-88 ..... .371
5. Billy McKinney, 1974-77 ..... .364
6. John Shurna, 2009-12 ..... .356
7. Joe Ruklick, 1957-59 ..... .345
8. Dale Kelley, 1968-70 ..... .342
9. Jim Stack, 1979-83 ..... .331
10. Jim Burns, 1965-67 ..... .324



TODD LESLIE is Northwestern's career leader with a .446 3-point field goal percentage. He is the NCAA record holder with 15 consecutive 3-point field goal attempts made from Dec. 15-28, 1990.

DREW CRAWFORD ranks second in school history with 1,920 career points while holding Northwestern records with 143 games played and 142 games started.

INDIVIDUAL CAREER RECORDS

Free Throw Attempts

1. Evan Eschmeyer, 1995-99 859
2. Cedric Neloms, 1992-95 676
3. Kevin Rankin, 1991-94 595
4. Frank Ehmann, 1952-55 518
5. Jitim Young, 2001-04 506
6. Hal Grant, 1952-55 485
7. Joe Ruklick, 1957-59 484
8. John Shurna, 2009-12 478
9. Shon Morris, 1985-88 467
10. Dale Kelley, 1968-70 463

Free Throw Percentage

(Minimum 100 attempts)

1. Jeff Grose, 1986-89 ..... .862
2. Bryant McIntosh, 2015-18 ..... .850
3. Dan Davis, 1967-69 ..... .843
4. Jerry Marifke, 1976-79 ..... .839
5. Jim Stack, 1979-83 ..... .836
6. Ron Shoger, 1970-72 ..... .825
7. Willie Williams, 1974-75 ..... .819
8. Todd Leslie, 1990-94 ..... .818
   Ben Johnson, 2000-01 ..... .813
10. Jim Bragiel, 1953-55 ..... .812

Blocked Shots

1. Alex Olah, 2013-16 181
2. Dererk Pardon, 2016-19 148
3. John Shurna, 2009-12 136
4. Kevin Rankin, 1991-94 133
5. Evan Eschmeyer, 1995-99 132
6. Jim Pitts, 1966 * 123
7. Tavaras Hardy, 1999-2002 101
8. Drew Crawford, 2010-14 98
9. Gavin Skelly, 2015-18 91
10. Aaron Jennings, 2000-03 90

** Blocked shots was not an official NCAA statistic until 1986.*

Rebounds

1. Evan Eschmeyer, 1995-99 995
2. Kevin Rankin, 1991-94 885
3. Joe Ruklick, 1957-59 868
4. Jim Pitts, 1964-66 800
5. Dererk Pardon, 2016-19 784
6. Don Adams, 1968-70 773
7. Drew Crawford, 2010-14 713
8. Shon Morris, 1985-88 712
9. Phil Warren, 1957-59 665
10. Alex Olah, 2013-16 663

Rebound Average

1. Jim Pitts, 1964-66 ..... 13.3
2. Joe Ruklick, 1957-59 ..... 13.2
3. Phil Warren, 1957-59 ..... 10.9
   Don Adams, 1968-70 ..... 10.9
5. Willie Jones, 1958-60 ..... 9.0
6. Evan Eschmeyer, 1995-99 ..... 8.9
7. Ron Kozlicki, 1965-67 ..... 8.7
8. Mike Weaver, 1966-68 ..... 8.4
9. Barry Moran, 1970-72 ..... 8.3
10. Bill Schulz, 1955-57 ..... 8.2

Assists

1. Bryant McIntosh, 2015-2018 700
2. Michael Thompson, 2008-11 528
3. Patrick Baldwin, 1991-94 452
4. Shawn Watts, 1984-87 379
5. Michael Jenkins, 1980-83 342
6. Tim Doyle, 2005-07 341
7. Dave Sobolewski, 2012-15 334
8. Craig Moore, 2006-09 308
9. John Shurna, 2009-12 295
10. Julian Bonner, 1995-99 293

Steals

1. Patrick Baldwin, 1991-94 272
2. Jitim Young, 2001-04 215
3. Mohamed Hachad, 2003-06 167
4. Shawn Watts, 1984-87 161
5. Michael Thompson, 2008-11 159
6. Art Aaron, 1981-84 145
7. Craig Moore, 2006-09 141
8. Jeremy Nash, 2007-10 129
9. Kevin Rankin, 1991-94 126
10. John Shurna, 2009-12 119
    Vic Law, 2015-19 119

Games Played

1. Drew Crawford, 2010-14 143
2. Sanjay Lumpkin, 2013-17 137
3. Tre Demps, 2012-16 132
4. John Shurna, 2009-12 130
5. Bryant McIntosh, 2015-18 129
   Michael Thompson, 2007-11 129
7. Alex Marcotullio, 2010-13 128
8. Gavin Skelly, 2015-18 127
9. Scottie Lindsey, 2015-18 126
10. Vic Law 2015-19 125

Games Started

1. Drew Crawford, 2010-14 142
2. Michael Thompson, 2008-11 129
3. John Shurna, 2009-12 128
4. Bryant McIntosh, 2015-18 127
5. Sanjay Lumpkin, 2013-17 126
6. Jitim Young, 2001-04 117
7. Alex Olah, 2013-16 114
8. Tavaras Hardy, 1999-2002 113
9. Vic Law 2015-19 112
10. Kevin Rankin, 1991-94 111

Minutes Played

1. Michael Thompson, 2008-11 4,633
2. Drew Crawford, 2010-14 4,627
3. Bryant McIntosh, 2015-18 4,348
4. John Shurna, 2009-12 4,132
5. Jim Stack, 1979-83 3,885
6. Tre Demps, 2012-16 3,866
7. Jitim Young, 2001-04 3,849
8. Andre Goode, 1982-85 3,815
9. Craig Moore, 2006-09 3,812
10. Vic Law, 2015-19 3,790

Current players in **bold**



JIM STACK ranked second in school history (currently sixth) at the time of his graduation with 1,583 career points. He's also fourth in field goals made (623) and ninth in free throws made (331).

EVAN ESCHMEYER is Northwestern's all-time leader with 995 career rebounds while ranking fourth with 1,805 points.

Points

1. John Shurna, 2012 661
2. John Shurna, 2010 619
3. Evan Eschmeyer, 1998 585
4. Dale Kelley, 1970 582
5. Evan Eschmeyer, 1999 568
6. Michael Thompson, 2011 553
7. Bryant McIntosh, 2017 534
8. Vedran Vukusic, 2006 533
   Billy McKinney, 1976 533
10. Drew Crawford, 2012 532
    Geno Carlisle, 1996 532

Scoring Average

1. Dale Kelley, 1970 ..... 24.3
2. Frank Ehmann, 1955 ..... 23.9
3. Rich Falk, 1964 ..... 23.3
4. Joe Ruklick, 1959 ..... 23.0
5. Evan Eschmeyer, 1998 ..... 21.7
6. Jim Burns, 1967 ..... 21.5
7. Dick Mast, 1956 ..... 21.0
8. Billy McKinney, 1977 ..... 20.6
9. Jim Burns, 1966 ..... 20.2
10. John Shurna, 2012 ..... 20.0

Field Goals

1. John Shurna, 2012 228
2. John Shurna, 2010 217
3. Dale Kelley, 1970 209
4. Walker Lambiotte, 1989 207
5. Billy McKinney, 1977 205
6. Rich Falk, 1964 204
7. Evan Eschmeyer, 1998 200
8. Bryant McIntosh, 2017 199
   Billy McKinney, 1976 199
   Billy McKinney, 1975 199
10. Drew Crawford, 2012 195

Field Goal Attempts

1. Dick Mast, 1956 512
2. Bryant McIntosh, 2017 493
3. John Shurna, 2012 492
4. Jim Burns, 1966 485
5. Tre Demps, 2016 475
6. John Shurna, 2010 473
   Dale Kelley, 1970 473
8. Mark Sibley, 1973 468
9. Rich Falk, 1964 452
10. Billy McKinney, 1977 449

Field Goal Percentage

(Minimum 100 Attempts)

1. Dererk Pardon, 2018 ..... .619
2. Evan Eschmeyer, 1997 ..... .613
3. Dererk Pardon, 2017 ..... .611
4. Evan Eschmeyer, 1998 ..... .610
5. Frank Petrancek, 1952 ..... .588
6. Evan Eschmeyer, 1999 ..... .584
7. Dererk Pardon, 2019 ..... .571
8. Evan Eschmeyer, 1996 ..... .560
9. Mohamed Hachad, 2006 ..... .556
10. Paul Schultz, 1984 ..... .546

Three-Point Field Goals

1. Craig Moore, 2009 110
2. Craig Moore, 2008 97
3. John Shurna, 2012 95
   Michael Thompson, 2011 95
5. Michael Thompson, 2010 88
6. Sean Wink, 1998 86
7. Winston Blake, 2001 83
8. Scottie Lindsey, 2018 79
9. John Shurna, 2010 78
10. Todd Leslie, 1994 77

Three-Point FG Attempts

1. Craig Moore, 2009 271
2. Michael Thompson, 2011 242
   Craig Moore, 2008 242
4. Winston Blake, 2001 221
5. John Shurna, 2010 220
6. Scottie Lindsey, 2018 218
7. Tre Demps, 2016 217
8. John Shurna, 2012 216
9. Michael Thompson, 2010 214
10. Geno Carlisle, 1996 197

Three-Point FG Percentage

(Minimum 40 Attempts)

1. Rob Ross, 1989 ..... .525
2. Todd Leslie, 1991 ..... .512
3. Nathan Taphorn, 2015 ..... .500
4. Rex Walters, 1990 ..... .473
5. Nathan Taphorn, 2017 ..... .470
6. Vedran Vukusic, 2002 ..... .469
7. Phil Styles, 1988 ..... .462
8. Sean Wink, 1998 ..... .457
9. Jeff Grose, 1987 ..... .455
10. Julian Bonner, 1999 ..... .447

Free Throws

1. Evan Eschmeyer, 1999 208
2. Evan Eschmeyer, 1998 185
3. Dale Kelley, 1970 164
4. Frank Ehmann, 1955 151
5. Ron Shoger, 1971 143
6. Joe Ruklick, 1959 139
7. Cedric Neloms, 1992 135
   Billy McKinney, 1976 135
9. Kevin Rankin, 1992 133
10. Jim Burns, 1966 129
    Ray Ragelis, 1951 129

Free Throw Attempts

1. Evan Eschmeyer, 1998 302
2. Evan Eschmeyer, 1999 273
3. Frank Ehmann, 1955 234
4. Dale Kelley, 1970 212
5. Ray Ragelis, 1951 202
6. Joe Ruklick, 1959 196
7. Barry Moran, 1971 195
8. Jitim Young, 2004 190
9. Jim Burns, 1966 186
10. Hal Grant, 1955 185



CRAIG MOORE (2006-09) hit a school-record 110 3-pointers during his senior year, the fifth-best single-season total in Big Ten history. He ranks fourth all-time in the conference with 845 career 3-point attempts and fifth with 320 makes.



DALE KELLEY still holds the school single-season record with a scoring average of 24.3 points per game established during the 1969-70 season.

Free Throw Percentage

(Minimum 60 Attempts)

1. Jim Stack, 1981 ..... .900
2. Jerry Marifke, 1979 ..... .887
3. Dan Davis, 1969 ..... .882
4. Patrick Baldwin, 1993 ..... .880
5. Bill Sticklen, 1948 ..... .876
6. Brian Gibson, 1980 ..... .873
   Willie Williams, 1975 ..... .873
8. Bill Gibbs, 1963 ..... .871
9. Bryant McIntosh, 2017 ..... .870
10. Charles Howell, 1991 ..... .864

Rebounds

1. Jim Pitts, 1966 321
2. Joe Ruklick, 1958 306
3. Evan Eschmeyer, 1999 292
4. Evan Eschmeyer, 1998 290
5. Joe Ruklick, 1959 287
6. Joe Ruklick, 1957 275
7. Don Adams, 1969 268
   Jim Pitts, 1965 268
9. Don Adams, 1968 256
10. Don Adams, 1970 249

Rebound Average

1. Joe Ruklick, 1958 ..... 13.9
2. Jim Pitts, 1965 ..... 13.4
   Jim Pitts, 1966 ..... 13.4
4. Jim Pitts, 1964 ..... 13.2
5. Joe Ruklick, 1959 ..... 13.0
6. Joe Ruklick, 1957 ..... 12.5
7. Rick Lopossa, 1964 ..... 11.5
8. Phil Warren, 1959 ..... 11.3
9. Don Adams, 1969 ..... 11.2
10. Don Adams, 1968 ..... 11.1
    Phil Warren, 1958 ..... 11.1
    Ray Ragelis, 1951 ..... 11.1

Assists

1. Bryant McIntosh, 2016 213
2. Bryant McIntosh, 2017 188
3. Tim Doyle, 2007 157
4. Patrick Baldwin, 1994 154
5. Bryant McIntosh, 2015 150
6. Bryant McIntosh, 2018 149
7. Michael Thompson, 2011 147
8. Michael Thompson, 2010 139
9. Patrick Baldwin, 1993 136
10. Michael Jenkins, 1983 133

Steals

1. Patrick Baldwin, 1991 90
2. Patrick Baldwin, 1993 74
3. Art Aaron, 1984 67
4. Jitim Young, 2004 66
5. Patrick Baldwin, 1994 59
6. Jeremy Nash, 2010 58
7. Mohamed Hachad, 2004 57
8. Craig Moore, 2008 55
   Jitim Young, 2002 55
   Shawn Watts, 1987 55

Blocked Shots

1. Jim Pitts, 1966 * 123
2. Alex Olah, 2015 59
3. Alex Olah, 2014 58
4. Dererk Pardon, 2018 56
5. John Shurna, 2012 55
6. Dererk Pardon, 2017 50
7. Evan Eschmeyer, 1999 48
8. Kevin Rankin, 1992 45
9. Gavin Skelly, 2017 44
10. Brian Pitts, 1987 40

** Blocked shots was not an official NCAA statistic until 1986.*

Games Played

1. Vic Law, 2017 36
   Sanjay Lumpkin, 2017 36
   Bryant McIntosh, 2017 36
   Gavin Skelly, 2017 36
5. Isiah Brown, 2017 35
   Nathan Taphorn, 2017 35
7. Drew Crawford, 2011 34
   Davide Curletti, 2011 34
   Michael Thompson, 2011 34
   Luka Mirkovic, 2011 34
   Drew Crawford, 2010 34
   Alex Marcotullio, 2010 34
   Alex Marcotullio, 2011 34
   Michael Thompson, 2010 34
   John Shurna, 2010 34
   Jeremy Nash, 2010 34

Games Started

1. Vic Law, 2017 36
   Sanjay Lumpkin, 2017 36
   Bryant McIntosh, 2017 36
4. Drew Crawford, 2011 34
   Michael Thompson, 2011 34
   Luka Mirkovic, 2011 34
   Michael Thompson, 2010 34
   John Shurna, 2010 34
   Drew Crawford, 2010 34
   Jeremy Nash, 2010 34

Minutes Played

1. Michael Thompson, 2010 1,281
2. Michael Thompson, 2011 1,268
3. John Shurna, 2010 1,238
4. John Shurna, 2012 1,232
5. Bryant McIntosh, 2017 1,231
6. Tre Demps, 2016 1,184
7. Jeremy Nash, 2010 1,180
8. Drew Crawford, 2014 1,170
9. Dave Sobolewski, 2012 1,163
10. Vic Law, 2017 1,155

Current players in **bold**

ALEX OLAH holds Northwestern's top two single-season blocked shot totals over the last 50 years. He is the school's all-time leader with 181 career blocks.

PATRICK BALDWIN is the school's all-time leader in steals (272). He also holds the NU all-time records for steals in a game (9) and season (90).

INDIVIDUAL GAME RECORDS

Points

1. Rich Falk vs. Iowa, 2/24/64 49
2. Rick Lopossa at Illinois, 2/1/64 40
   Joe Ruklick vs. Illinois, 3/8/58 40
4. Geno Carlisle at Wisconsin, 2/21/96 39
   Dale Kelley at Wisconsin, 3/3/70 39
6. Jim Burns vs. Michigan, 3/5/66 38
   Frank Ehmann vs. Michigan, 1/31/55 38
8. John Shurna vs. LSU, 11/17/11 37
   Kevin Coble vs. Indiana, 2/23/08 37
   Evan Eschmeyer vs. Penn State, 2/8/98 37
   Tony Allen vs. UNLV, 12/20/77 37
   Billy McKinney at Notre Dame, 12/4/74 37
   Jim Burns vs. Purdue, 1/8/66 37
   Rich Falk at Michigan State, 2/29/64 37

Field Goals

1. Rich Falk vs. Iowa, 2/24/64 19
2. Billy McKinney at Notre Dame, 12/4/74 17
   Joe Ruklick vs. Illinois, 3/8/58 17
4. Dale Kelley vs. Michigan, 1/30/70 16
   Dale Kelley vs. Texas A&M, 12/30/69 16
   Don Adams vs. George Washington, 12/9/69 16
   Rick Lopossa at Illinois, 2/1/64 16
   Rich Falk at Michigan State, 2/29/64 16
   Frank Ehmann vs. Michigan, 1/31/55 16
10. Walker Lambiotte at Iowa, 2/2/89 15
    Bob Svete vs. Ohio State, 2/28/76 15
    Dale Kelley at Wisconsin, 3/3/70 15

Field Goal Attempts

1. Rich Falk vs. Iowa, 2/24/64 38
2. Dale Kelley vs. Texas A&M, 12/30/69 32
3. Joe Ruklick at Iowa, 1/24/59 31
4. Jim Burns vs. Purdue, 2/15/65 30
5. Dale Kelley vs. Michigan, 1/3/70 29
   Jim Burns vs. Michigan, 3/5/66 29
7. Geno Carlisle at Brown, 1/2/96 27
   Billy McKinney vs. DePaul, 12/1/76 27
   Dale Kelley at Wisconsin, 3/3/70 27
10. Billy McKinney at Notre Dame, 12/4/74 26
    Willie Williams vs. Northern Illinois, 2/8/74 26
    Joe Ruklick vs. Illinois, 3/8/58 26

Field Goal Percentage

(Minimum 10 attempts)

1. Evan Eschmeyer vs. DePaul (12-13), 12/6/97 ..... .923
2. John Shurna vs. Long Island (10-11), 12/13/10 ..... .909
   Patrick Baldwin at Minnesota (10-11), 2/28/91 ..... .909
4. Patrick Baldwin vs. Dartmouth (9-10), 12/29/90 ..... .900
   Gaddis Rathel vs. Knox (9-10), 11/27/81 ..... .900
   Dererk Pardon vs. Michigan (9-10), 12/4/18 ..... .900
6. Joe Ruklick vs. Illinois (13-15), 2/11/57 ..... .867
7. Evan Eschmeyer at Michigan State (12-14), 1/18/97 ..... .857
9. Vedran Vukusic vs. Michigan (11-13), 2/26/05 ..... .846
   Bob Grady vs. Iowa (11-13), 1/21/82 ..... .846
10. Evan Eschmeyer at Michigan (9-11), 3/3/97 ..... .818
    Rex Walters vs. Indiana (9-11), 1/11/90 ..... .818
    Shon Morris vs. Ohio State (9-11), 2/6/88 ..... .818
    Shon Morris vs. Northern Illinois (9-11), 12/1/86 ..... .818

Three-Point Field Goals Made

1. Scottie Lindsey at Iowa, 2/25/18 9
   John Shurna vs. Eastern Illinois, 12/18/11 9
   Craig Moore at Brown, 11/22/08 9
4. Drew Crawford vs. North Carolina A&T, 12/13/09 8
   Craig Moore at Michigan, 2/26/08 8
6. Scottie Lindsey at DePaul, 12/16/17 7
   John Shurna at Northern Illinois, 11/12/10 7
   Craig Moore vs. Ohio State, 2/18/09 7
   Craig Moore vs. Michigan State, 1/24/08 7
   Craig Moore vs. Miami (Fla.), 11/28/06 7
   Winston Blake vs. Michigan, 1/27/01 7
   Todd Leslie at Youngstown State, 12/15/93 7
   Todd Leslie at Iowa, 3/1/92 7

Three-Point Field Goal Attempts

1. Craig Moore at Iowa, 2/7/09 18
2. Tre Demps at Iowa, 1/21/16 15
   Craig Moore at Ohio State, 3/8/09 15
4. Craig Moore vs. Minnesota, 3/12/09 14
   Craig Moore at Ohio State, 1/6/08 14
   Craig Moore vs. Michigan State, 1/24/08 14
   Geno Carlisle vs. Wisconsin, 1/20/96 14
   Geno Carlisle at Brown, 1/2/96 14
9. 13 times, most recently: 13
   Scottie Lindsey at DePaul, 12/16/17 13

Three-Point Field Goal Percentage

(Minimum 5 Attempts)

1. Todd Leslie vs. Saint Louis (6-6), 12/22/90 ..... 1.000
   Kevin Coble vs. Utah (5-5), 12/21/06 ..... 1.000
   Todd Leslie vs. Morgan State (5-5), 12/21/90 ..... 1.000
4. Scottie Lindsey vs. New Orleans (6-7), 11/28/15 ..... .857
   Aaron Falzon vs. Indiana (6-7), 1/26/19 ..... .857
5. Vic Law at Nebraska (5-6), 1/8/17 ..... .833
   Vic Law at Butler (5-6), 11/16/16 ..... .833
   Michael Thompson at Wisconsin (5-6), 2/27/11 ..... .833
   Kevin Coble vs. Indiana (5-6), 2/23/08 ..... .833
   T.J. Parker vs. Fordham (5-6), 12/22/02 ..... .833
   Winston Blake at Penn State (5-6), 1/13/01 ..... .833
   Steve Lepore vs. Western Carolina (5-6), 12/18/99 ..... .833
   Sean Wink vs. Michigan State (5-6), 1/31/98 ..... .833
   Geno Carlisle vs. Penn State (5-6), 1/13/96 ..... .833



RICH FALK (42) holds the record for points in a game, with 49, setting the mark against Iowa in 1964. He drained 19 field goals in that contest, also a Northwestern mark that still stands.

INDIVIDUAL GAME RECORDS

Free Throws

1. Evan Eschmeyer vs. Minnesota, 2/27/99 17
   Evan Eschmeyer vs. Penn State, 2/8/98 17
   Geno Carlisle at Wisconsin, 2/21/96 17
   Shon Morris vs. Northern Arizona, 12/29/87 17
5. Cedric Neloms vs. Northeastern, 12/14/91 16
   Mark Sibley vs. Minnesota, 3/10/73 16
   Ron Shoger vs. Iowa, 1/30/71 16
   Joe Ruklick vs. Detroit, 12/29/56 16
   Phil Warren vs. Detroit, 12/29/56 16
   Glen Lose vs. Oregon, 12/20/55 16

Free Throw Attempts

1. Evan Eschmeyer vs. Minnesota, 1/7/98 22
   Evan Eschmeyer vs. Penn State, 2/8/98 22
   Joe Ruklick vs. Detroit, 12/29/56 22
4. Evan Eschmeyer vs. Minnesota, 2/27/99 21
   Mark Sibley vs. Minnesota, 3/10/73 21
6. Geno Carlisle at Wisconsin, 2/21/96 20
7. Glen Lose vs. Oregon, 12/20/55 20
8. Evan Eschmeyer vs. Michigan, 2/4/99 19
   Shon Morris vs. Northern Arizona, 12/29/87 19
   Phil Warren vs. Detroit, 12/29/56 19
   Frank Ehmann vs. Illinois, 2/5/55 19

Free Throw Percentage

(Minimum 10 attempts)

1. Jeff Grose vs. DePaul (13-13), 12/21/87 ..... 1.000
2. Jeff Grose at Minnesota (12-12), 2/20/86 ..... 1.000
3. Michael Thompson at Indiana (11-11), 2/19/11. ..... 1.000
   Ben Johnson vs. Pepperdine (11-11), 1/8/00 ..... 1.000
   Kevin Rankin at Illinois (11-11), 2/28/92 ..... 1.000
   Rod Roberson vs. East Tenn. St. (11-11), 12/28/78 ..... 1.000
   Dale Kelley vs. Purdue (11-11), 1/24/70 ..... 1.000
   Dale Kelley vs. Michigan State (11-11), 1/10/70 ..... 1.000
9. Evan Eschmeyer at Wisconsin (10-10), 2/10/99 ..... 1.000
   Art Aaron vs. Illinois (10-10), 2/4/84 ..... 1.000
   Billy McKinney vs. Michigan State (10-10), 1/27/77 ..... 1.000
   Billy McKinney vs. Purdue (10-10), 1/12/76 ..... 1.000
   Willie Williams at Ohio State (10-10), 2/2/74 ..... 1.000
   Ron Shoger vs. Michigan (10-10), 1/23/71 ..... 1.000
   Dale Kelley vs. Rutgers (10-10), 12/26/69 ..... 1.000
   Jim Sarno vs. Florida (10-10), 12/6/69 ..... 1.000
   Terry Gamber vs. Kentucky (10-10), 12/10/66 ..... 1.000

Rebounds

1. Jim Pitts vs. Indiana, 2/13/65 29
2. Jim Pitts vs. Indiana, 2/19/66 26
3. Chuck Brandt vs. Illinois, 3/5/60 24
4. Jim Pitts vs. Notre Dame, 12/21/63 23
   Bill Schulz vs. Iowa, 2/11/56 23
6. Dererk Pardon vs. Nebraska, 1/26/17 22
   Jim Pitts vs. Ohio State, 1/22/66 22
   Joe Ruklick at Iowa, 1/24/59 22
9. Evan Eschmeyer vs. Penn State, 1/20/99 21
   Joe Ruklick vs. Western Michigan, 1957 21

Assists

1. Bryant McIntosh vs. Minnesota, 1/10/18 16
2. Patrick Baldwin vs. Youngstown State, 12/5/92 14
3. Bryant McIntosh vs. Rutgers, 2/27/16 13
   Terry Gamber vs. Rhode Island, 12/28/66 13
5. Jerry Marifke vs. Wisconsin, 2/19/77 12
6. Bryant McIntosh at Minnesota, 1/9/16 11
7. Bryant McIntosh vs. Iowa, 1/15/17 10
   Bryant McIntosh vs. Penn State, 1/16/16 10
   Bryant McIntosh vs. Sacred Heart, 12/21/15 10
   Michael Thompson vs. Penn State, 1/2/08 10
   Ben Johnson vs. Penn State, 2/21/01 10
   Evan Eschmeyer at Indiana, 1/13/99 10
   Patrick Baldwin vs. Holy Cross, 12/21/92 10
   Rob Ross vs. Wisconsin, 1/27/90 10

Steals

1. Patrick Baldwin vs. Oakland, 11/27/90 9
2. Jitim Young vs. Penn State, 3/11/04 8
   Patrick Baldwin vs. Vanderbilt, 12/2/91 8
   Shawn Watts vs. Rollins, 12/13/86 8
5. Jeremy Nash vs. Chicago State, 2/4/09 7
   Craig Moore vs. Savannah State, 12/1/07 7
   Mike Capocci vs. Benedictine (Ill.), 11/20/07 7
   Patrick Baldwin at Holy Cross, 12/21/92 7
   Patrick Baldwin at Purdue, 2/27/93 7
   Patrick Baldwin vs. Loyola, 12/15/90 7
   Patrick Baldwin vs. Illinois, 3/2/91 7
   Shawn Watts vs. Marquette, 12/16/86 7

Blocked Shots

1. Jim Pitts vs. Purdue, 1/8/66 10
2. Dererk Pardon at Rutgers, 1/12/17 8
3. Aaron Jennings vs. New Hampshire, 11/25/02 7
   Evan Eschmeyer vs. Purdue, 1/27/99 7
   Jim Wallace vs. Ohio, 1976 7
6. Dererk Pardon vs. Minnesota, 1/10/18 6
   Dererk Pardon vs. Notre Dame, 11/22/16 6
   Alex Olah vs. New Orleans, 11/28/15 6
   Alex Olah at Indiana, 1/18/14 6
   Kevin Rankin vs. Vanderbilt, 12/2/91 6
   Jim Pitts vs. Wisconsin, 1966 6
   Evan Eschmeyer at Seton Hall, 12/14/96 6

Current players in **bold**

TEAM GAME RECORDS

Points
1. 121 at Tulane, 12/19/66
2. 120 vs. Ball State, 12/5/66
3. 118 vs. West Virginia, 12/27/58
4. 116 vs. Kentucky, 12/10/66
5. 111 vs. Purdue, 1/8/66
6. 108 vs. Tulane, 12/5/89
7. 105 vs. Michigan, 2/11/67
   105 vs. Michigan State, 1/8/76
9. 104 vs. Illinois, 1/10/67
10. 103 vs. Sacred Heart, 12/21/15
    103 vs. Northeastern Illinois, 12/18/89
    103 vs. Dartmouth, 12/29/90 (2OT)

Field Goals
1. 50 vs. Kentucky, 12/10/66
   50 vs. Ball State, 12/5/66
3. 46 vs. Tulane, 12/19/66
4. 45 vs. West Virginia, 12/27/58
5. 44 vs. Valparaiso, 12/9/75
   44 vs. Western Michigan, 12/2/57

Field Goal Attempts
1. 102 vs. Western Illinois, 12/18/72
2. 98 at Iowa, 1/24/59
3. 94 vs. Kansas, 12/7/57
4. 90 at Purdue, 1/7/78
   90 vs. Michigan, 1/31/55

Field Goal Percentage
1. .702 vs. Troy State, 12/2/97
2. .692 vs. Michigan, 2/21/81
3. .690 vs. Utah, 12/21/06
4. .686 vs. Minnesota, 2/25/83
5. .676 vs. Army, 12/12/95

Three-Point Field Goals
1. 20 vs. Mississippi Valley St., 12/2/11
   20 vs. North Carolina A&T, 12/13/09
3. 17 vs. Rutgers, 2/27/16
4. 16 at Illinois, 12/30/09 (OT)
5. 15 vs. Sacred Heart, 12/21/15
   15 vs. Chicago State, 12/13/15
   15 at Minnesota, 2/18/15
   15 at Penn State, 2/25/12
   15 at Boston College, 3/19/11
   15 at Northern Illinois, 11/12/10
   15 vs. Arkansas State, 12/3/07

Three-Point FG Attempts
1. 47 at Illinois, 12/30/09 (OT)
   47 vs. North Carolina A&T, 12/13/09
3. 42 at Indiana, 3/6/10 (OT)
4. 39 vs. Mississippi Valley St., 12/2/11
   39 at Minnesota, 1/26/11
6. 38 at Washington State, 3/23/11
   38 at Illinois, 1/6/11
8. 36 vs. Chicago State, 12/13/15
   36 at Boston College, 3/19/11
   36 at Ohio State, 2/1/03
   36 vs. Illinois, 3/13/19

Three-Point Field Goal Percentage
(Minimum 10 Attempts)
1. .733 vs. Utah (11-15), 12/21/06
2 .714 vs. Army (10-14), 12/12/95
3. .700 vs. Tulane (7-10), 12/5/89
4. .692 vs. Saint Louis (9-13), 12/22/90
5. .667 vs. W. Carolina (10-15), 12/18/99
6. .647 vs. Miss. Valley St. (11-17), 12/2/00
7. .636 vs. Morgan State (7-11), 12/21/90
   .636 vs. Michigan (7-11), 1/17/91
   .636 vs. Iowa (7-11), 1/16/88
10. .632 vs. Georgia Tech (12-19), 11/30/10

Free Throws
1. 40 vs. Detroit, 12/29/56
2. 39 vs. Northeastern, 12/14/91
3. 38 vs. Wisconsin, 3/6/93
4. 37 vs. Michigan State, 1/10/70
5. 35 vs. Creighton, 12/27/91
   35 vs. Iowa, 1/30/71
   35 vs. Ohio State, 2/25/67
   35 vs. Western Michigan, 12/6/52
   35 vs. La Salle, 11/23/18

Free Throw Attempts
1. 56 vs. Detroit, 12/29/56
2. 51 vs. Illinois, 2/5/55
3. 48 vs. Wisconsin, 3/6/93
4. 48 vs. Indiana, 3/2/53
   48 vs. Northern Illinois, 11/13/09
6. 46 vs. Chicago, 11/26/88
   46 vs. Purdue, 2/20/54
   46 vs. Indiana, 2/16/52
9. 45 vs. Penn State, 3/1/03

Free Throw Percentage
(Minimum 15 attempts)
1. 1.000 vs. Michigan St. (24-24), 1/27/77
2. 1.000 vs. Minnesota (23-23), 2/20/86
3. 1.000 vs. No. Kentucky (18-18), 12/27/14
4. 1.000 vs. No. Illinois (16-16), 11/31/81
   1.000 vs. Ohio State (16-16), 2/2/74
6. 1.000 at Illinois (15-15), 2/26/92
7. .958 vs. Saint Peter's (23-24), 11/13/17
8. .957 vs. Illinois (22-23), 3/14/03
9. .952 vs. Wisconsin (20-21), 2/24/79
   .952 vs. Michigan St. (20-21), 1/10/70

Assists
1. 33 vs. Rutgers, 2/27/16
2. 32 vs. Benedictine (Ill.), 11/20/07
3. 30 vs. Sacred Heart, 12/21/15
   30 vs. Mississippi Valley St., 12/2/11
   30 vs. Troy State, 12/2/97
6. 29 vs. Iowa, 1/15/17
7. 27 at Boston College, 3/19/11
   27 vs. Northwestern State, 12/31/06
   27 vs. Holy Cross, 12/20/93
   27 vs. Tulane, 12/5/89
   27 vs. Michigan, 1/26/80
   27 vs. Wisconsin, 2/19/77
   27 vs. Ohio, 12/1/73

Rebounds
1. 72 vs. Western Illinois, 12/18/72
   72 vs. Ball State, 12/5/66
3. 71 vs. Valparaiso, 12/19/70
   71 vs. Tulane, 12/18/65
5. 68 vs. Indiana, 2/18/67

Steals
1. 22 vs. Penn State, 3/11/04
   22 vs. Chicago, 11/27/93
3. 18 vs. Howard, 12/20/07
   18 vs. Florida International, 12/1/90
5. 17 vs. Savannah State, 12/1/07
   17 vs. Penn State, 2/19/05
   17 at Minnesota, 2/9/05
   17 vs. Iowa, 1/12/84
   17 vs. Rice, 12/2/78
10. 15 (six times)

Blocked Shots
1. 15 at Rutgers, 1/12/17
2. 12 vs. Loyola (Md.), 11/10/17
   12 vs. IUPUI, 12/20/16
   12 vs. Iowa, 2/15/15 (OT)
   12 vs. Purdue, 2/2/13
6. 11 vs. SIU Edwardsville, 12/5/15
   11 vs. Loras, 11/26/84
8. 10 vs. Miami (Ohio), 11/25/14
   10 vs. Purdue, 1/21/14 (2OT)
   10 vs. Indiana, 1/9/11
   10 vs. UMKC, 12/15/08
   10 vs. Purdue, 1/8/66
   10 at Oklahoma, 12/21/18

TEAM SEASON RECORDS

Wins
1. 24—2017
2. 20—2016
   20—2011
   20—2010
5. 19—2012
6. 18—1983
7. 17—2009
8. 16—2002
   16—1931

Winning Pct.
1. .941—1931 (16-1)
2. .789—1933 (15-4)
3. .778—1913 (14-4)
4. .750—1946 (15-5)
5. .737—1916 (14-5)

Points
1. 2,558—2017
2. 2,441—2011
3. 2,351—2010
4. 2,304—2016
5. 2,286—2012
6. 2,203—2018
7. 2,189—1990
8. 2,174—1994
9. 2,108—2019
10. 2,080—1989

Points Per Game Avg.
1. 91.3—1967
2. 82.8—1970
3. 81.6—1971
4. 80.5—1959
5. 79.5—1955
6. 78.2—1990
7. 78.0—1969
8. 77.0—1964
9. 76.9—1968
10. 76.8—1958

Scoring Defense
1. 52.7—1948
2. 55.5—1949
3. 56.8—1984
4. 57.1—1999
5. 58.5—2006
6. 58.7—2007
7. 59.1—2002
8. 59.8—1950
9. 60.1—1983
10. 60.5—2009

Field Goals
1. 913—2017
2. 853—2011
3. 837—2016
4. 825—1990
5. 814—1989
6. 801—1976
7. 790—2012
8. 789—2010
9. 773—2018
10. 771—1994

Field Goal Att.
1. 2,092—2017
2. 1,897—2011
3. 1,860—2016
4. 1,850—1973
5. 1,838—1965
6. 1,827—2,019
7. 1,820—2010
8. 1,813—2018
9. 1,810—1978
10. 1,776—1977

Field Goal Pct.
1. .486—1989
2. .475—1990
3. .474—1998
4. .468—1994
   .468—1991
6. .463—1976
7. .460—1984
   .460—1983
9. .458—1988
10. .457—1992

3-Point Field Goals
1. 319—2011
2. 317—2010
3. 297—2012
4. 278—2016
5. 255—2018
   255—2017
   255—2009
8. 246—2008
9. 242—2013
10. 233—2019

3-Point Field Goal Att.
1. 887—2010
2. 858—2011
3. 776—2016
4. 771—2012
5. 745—2017
   745—2019
7. 720—2018
8. 710—2013
9. 708—2014
10. 671—2008

3-Point Field Goal Pct.
1. .446—1990
2. .434—1991
3. .391—1988
4. .386—2009
5. .385—2012
6. .383—1989
7. .379—1998
8. .378—1994
9. .375—1999
10. .372—2011

Free Throws
1. 541—1970
2. 535—1971
3. 499—1953
4. 497—1992
5. 489—1955
6. 477—2017
7. 475—1967
   475—1954
8. 471—1966
10. 470—1991

Free Throw Att.
1. 775—1953
2. 774—1955
3. 745—1954
4. 737—1971
5. 728—1970
6. 710—1956
7. 685—1966
8. 665—1968
9. 661—1969
10. 658—1965

Free Throw Pct.
1. .768—1991
2. .763—1992
3. .748—2017
4. .747—2018
5. .745—1980
6. .744—1976
7. .743—1970
8. .735—2019
9. .732—2015
10. .731—1994

Rebounds
1. 1,398—1965
2. 1,304—2017
3. 1,268—1966
4. 1,228—1959
5. 1,217—1973
6. 1,203—1968
7. 1,193—1964
8. 1,178—1969
   1,178—1967
10. 1,166—2016

Rebound Avg.
1. 58.2—1965
2. 56.8—1964
3. 55.8—1959
4. 53.5—1967
5. 52.8—1966
6. 52.7—1957
7. 52.3—1968
8. 50.9—1955
9. 50.7—1973
10. 49.2—1960

Rebound Margin
1. +8.3—1955
2. +6.2—1965
3. +6.2—1998
4. +5.1—1966
5. +5.0—1968
6. +3.5—1964
7. +3.4—1959
8. +3.3—1951
9. +2.5—1982
10. +2.2—1969

Assists
1. 568—2011
2. 565—2010
3. 541—2017
4. 527—2016
5. 516—1994
6. 512—2012
7. 492—2008
8. 474—2005
9. 472—2009
10. 467—2013
    467—2007

Steals
1. 261—2007
2. 240—2008
3. 238—2004
4. 231—2005
5. 227—2011
6. 225—2009
   225—2006
   225—1990
9. 222—1993
10. 221—2010

Blocked Shots
1. 175—2017
2. 136—2018
3. 134—2019
4. 133—2010
5. 126—2015
6. 124—2012
7. 121—2016
   121—2014
9. 108—2011
10. 107—1999

YEAR-BY-YEAR LEADERS

SCORING

Year	Player	Pos.	GP	FG	FT	3FG	Pts.	Avg.
1948	Bill Sticklen	F	20	106	78	—	290	14.5
1949	Ray Ragelis	F	21	99	66	—	264	12.6
1950	Ray Ragelis	F	22	133	72	—	338	15.4
1951	Ray Ragelis	F	22	146	129	—	421	19.1
1952	Frank Petrancek	C	22	120	73	—	313	14.2
1953	Larry Kurka	F	22	109	55	—	273	12.4
1954	Frank Ehmann	F	21	140	103	—	383	18.2
1955	Frank Ehmann	F	21	175	151	—	501	23.9
1956	Dick Mast	G	22	180	103	—	463	21.0
1957	Joe Ruklick	C	22	141	114	—	396	18.0
1958	Joe Ruklick	C	22	161	92	—	414	18.2
1959	Joe Ruklick	C	22	183	139	—	505	23.0
1960	Willie Jones	F/C	23	146	109	—	410	17.5
1961	Ralph Wells	G	22	115	79	—	309	14.0
1962	Ralph Wells	G	23	112	88	—	312	13.6
1963	Rich Falk	G	24	146	80	—	372	15.5
1964	Rich Falk	G	21	204	81	—	489	23.3
1965	Jim Burns	G	24	167	77	—	411	17.1
1966	Jim Burns	G	24	178	129	—	485	20.2
1967	Jim Burns	G	22	177	118	—	472	21.5
1968	Dale Kelley	G	19	112	88	—	312	16.4
1969	Dale Kelley	G	23	163	90	—	416	18.1
1970	Dale Kelley	G	24	209	164	—	582	24.3
1971	Barry Moran	F	24	146	128	—	420	17.5
1972	Mark Sibley	G	23	128	68	—	324	14.0
1973	Mark Sibley	G	24	184	93	—	461	19.2
1974	Billy McKinney	G	24	165	48	—	378	15.8
1975	Billy McKinney	G	26	199	75	—	473	18.2
1976	Billy McKinney	G	27	199	135	—	533	19.8
1977	Billy McKinney	G	25	205	106	—	516	20.6
1978	Tony Allen	F	26	160	73	—	393	15.1
1979	Rod Roberson	G	27	109	64	—	282	10.4
1980	Jim Stack	F	27	144	60	—	348	12.9
1981	Rod Roberson	G	27	173	118	—	464	17.2
1982	Jim Stack	F	27	158	85	—	401	14.9
1983	Jim Stack	F	30	173	95	6	447	14.9
1984	Art Aaron	G/F	27	187	83	—	457	16.9
1985	Andre Goode	F	28	157	38	—	352	12.6
1986	Shon Morris	F/C	27	153	126	—	432	16.0
1987	Shon Morris	F/C	28	140	96	3	379	13.5
1988	Shon Morris	F/C	28	155	104	9	423	15.1
1989	Walker Lambiotte	F	27	207	64	8	486	18.0
1990	Rex Walters	G	28	181	77	53	492	17.6
1991	Todd Leslie	G	28	132	63	65	392	14.0
1992	Cedric Neloms	F	28	132	135	3	402	14.4
1993	Cedric Neloms	F	26	155	120	8	438	16.8
1994	Kevin Rankin	C	29	163	107	10	443	15.3
1995	Cedric Neloms	F	26	113	125	4	335	13.7
1996	Geno Carlisle	G	27	170	119	73	532	19.7
1997	Evan Eschmeyer	C	29	147	116	0	410	14.1
1998	Evan Eschmeyer	C	27	200	328	0	585	21.7
1999	Evan Eschmeyer	C	29	180	208	0	568	19.6
2000	Ben Johnson	G	30	118	76	37	349	11.6
2001	Winston Blake	G/F	30	121	33	83	358	11.9
2002	Winston Blake	G/F	29	126	72	69	393	13.6
2003	Jitim Young	G	29	140	86	23	389	13.4
2004	Jitim Young	G	29	182	123	32	519	17.9
2005	Vedran Vukusic	F	31	189	75	67	520	16.8
2006	Vedran Vukusic	F	28	191	88	63	533	19.0
2007	Kevin Coble	F	29	156	31	45	388	13.4
2008	Kevin Coble	F	21	130	39	35	334	15.9
2009	Kevin Coble	F	31	179	76	47	481	15.5
2010	John Shurna	F	34	217	107	78	619	18.2
2011	John Shurna	F	32	176	104	75	531	16.6
2012	John Shurna	F	33	228	110	95	661	20.0
2013	Reggie Hearn	G	30	128	108	38	402	13.4
2014	Drew Crawford	G/F	32	169	114	50	502	15.7
2015	Tre Demps	G	32	149	48	55	401	12.5
2016	Tre Demps	G	32	189	51	72	501	15.7
2017	Bryant McIntosh	G	36	199	42	94	534	14.8
2018	Scottie Lindsey	G	32	169	79	68	485	15.2
2019	Vic Law	F	30	151	92	56	450	15.0



SHON MORRIS

YEAR-BY-YEAR LEADERS

REBOUNDING

Year	Player	Pos.	GP	Reb.	Avg.
1951	Ray Ragelis	F	22	245	11.1
1952	Frank Petrancek	C	22	208	9.5
1953	John Biever	G	22	142	6.4
1954	Hal Grant	C	22	147	6.7
1955	Hal Grant	F	22	236	10.7
1956	Bill Schulz	C	22	208	9.5
1957	Joe Ruklick	C	22	275	12.5
1958	Joe Ruklick	C	22	306	13.9
1959	Joe Ruklick	C	22	287	13.0
1960	Chuck Brandt	F/C	23	202	8.8
1961	Brad Snyder	F	22	220	10.0
1962	Phil Keeley	F	21	149	7.1
1963	Phil Keeley	F	24	178	7.4
1964	Jim Pitts	C	16	211	13.2
1965	Jim Pitts	C	20	268	13.4
1966	Jim Pitts	C	24	321	13.4
1967	Mike Weaver	F	22	229	10.4
1968	Don Adams	G/F	23	256	11.1
1969	Don Adams	F	24	268	11.2
1970	Don Adams	F	24	249	10.4
1971	Barry Moran	F	24	248	10.3
1972	Barry Hentz	C	23	182	7.9
1973	Greg Wells	F/C	24	220	9.2
1974	Bryan Ashbaugh	F/C	24	235	9.8
1975	James Wallace	C	26	182	7.0
1976	James Wallace	C	25	168	6.7
1977	Bob Svete	F	25	135	5.4
1978	Mike Campbell	F	27	184	6.8
1979	Bob Klaas	C	27	136	5.0
1980	Mike Campbell	F	27	162	6.0
1981	Jim Stack	F	26	172	6.6
1982	Bob Grady	C	27	171	6.3
1983	Andre Goode	F	30	200	6.7
1984	Andre Goode	F	28	159	5.7
1985	John Peterson	F	28	165	5.9
1986	Shon Morris	F/C	27	203	7.5
1987	Shon Morris	F/C	28	229	8.2
1988	Shon Morris	F/C	28	196	7.0
1989	Brian Schwabe	F	28	171	6.1
1990	Brian Schwabe	C	27	176	6.5
1991	Kevin Rankin	F/C	28	206	7.4
1992	Kevin Rankin	F/C	28	214	7.6
1993	Kevin Rankin	C	27	226	8.4
1994	Kevin Rankin	C	29	239	8.2
1995	Brian Chamberlain	F	27	154	5.7
1996	Evan Eschmeyer	C	27	178	6.6
1997	Evan Eschmeyer	C	29	235	8.1
1998	Evan Eschmeyer	C	27	290	10.7
1999	Evan Eschmeyer	C	29	292	10.1
2000	Tavaras Hardy	F	30	171	5.7
2001	Tavaras Hardy	F	30	171	5.7
2002	Tavaras Hardy	F	29	185	6.4
2003	Jitim Young	G	29	148	5.1
2004	Jitim Young	G	29	174	6.0
2005	Mohamed Hachad	G	31	136	4.4
2006	Mohamed Hachad	G	26	129	5.0
2007	Kevin Coble	F	29	152	5.2
2008	Kevin Coble	F	21	114	5.4
2009	Kevin Coble	F	31	148	4.8
2010	John Shurna	F	34	216	6.4
2011	Luka Mirkovic	C	34	177	5.2
2012	John Shurna	F	33	178	5.4
2013	Jared Swopshire	F	24	160	6.7
2014	Drew Crawford	G/F	32	205	6.4
2015	Alex Olah	C	32	220	6.9
2016	Alex Olah	C	26	145	5.6
2017	Dererk Pardon	C	28	225	8.0
2018	Dererk Pardon	C	32	227	7.1
2019	Dererk Pardon	C	32	249	7.8

FIELD GOAL PERCENTAGE

Year	Player	Pos.	GP	FG	FGA	Pct.
1948	Chet Strumillo	G	20	25	79	.316
1949	Jake Fendley	F	21	54	161	.336
1950	Bob Hughes	G	20	64	134	.478
1951	Ray Ragelis	F	22	146	354	.412
1952	Frank Petrancek	C	22	120	204	.588
1953	Hal Grant	C	22	80	203	.394
1954	Hal Grant	C	22	121	285	.425
1955	Dick Mast	G	22	110	257	.427
1956	Jay Hook	G	21	80	219	.365
1957	Phil Warren	F	22	97	235	.413
1958	Joe Ruklick	C	22	161	347	.464
1959	Nick Mantis	G	22	139	302	.461
1960	William North	C	22	45	94	.479
1961	Bill Gibbs	G	18	40	93	.430
1962	Rich Falk	G	23	59	136	.434
1963	Rich Falk	G	24	146	309	.473
1964	Rich Falk	G	21	204	452	.451
1965	Jim Pitts	C	24	83	171	.485
1966	Mike Weaver	F	24	102	208	.490
1967	Mike Weaver	F	22	124	261	.475
1968	Jim Sarno	C	21	77	161	.478
1969	Jim Sarno	C	22	86	176	.489
1970	Mike Reeves	G/F	12	50	101	.495
1971	Barry Hentz	C	23	103	218	.472
1972	Mark Sibley	G	23	128	283	.452
1973	Greg Wells	F/C	24	108	231	.468
1974	Bryan Ashbaugh	F/C	24	147	309	.476
1975	James Wallace	C	26	83	170	.488
1976	Bob Svete	F	27	107	215	.498
1977	Tony Allen	F	27	126	272	.463
1978	Pete Boesen	F	26	97	206	.470
1979	Brian Jung	C	27	77	160	.481
1980	Rod Roberson	C	27	141	265	.532
1981	Paul Schultz	F	27	51	91	.560
1982	Bob Grady	C	27	101	196	.515
1983	Andre Goode	F	30	120	254	.472
1984	Paul Schultz	C	28	83	152	.546
1985	Shawn Watts	G	28	82	181	.453
1986	Shon Morris	F/C	27	153	297	.515
1987	Shon Morris	F/C	28	140	289	.484
1988	Brian Schwabe	F	28	132	244	.541
1989	Brian Schwabe	F	28	143	268	.534
	Walker Lambiotte	F	27	207	388	.534
1990	Kevin Nixon	F	22	65	129	.504
1991	Kevin Rankin	F/C	28	110	218	.505
1992	Charles Howell	C	27	71	136	.522
1993	Kevin Rankin	C	27	147	281	.523
1994	Cedric Neloms	F	29	112	215	.521
1995	Brian Chamberlain	F	27	63	145	.434
1996	Evan Eschmeyer	C	27	94	168	.560
1997	Evan Eschmeyer	C	29	147	220	.613
1998	Evan Eschmeyer	C	27	200	328	.610
1999	Evan Eschmeyer	C	29	180	308	.584
2000	Aaron Jennings	C	29	60	131	.458
2001	Tavaras Hardy	F/C	30	110	238	.462
2002	Tavaras Hardy	F/C	29	128	280	.457
2003	Jitim Young	G	29	140	288	.486
2004	Jitim Young	G	29	182	341	.534
2005	Mohamed Hachad	G	31	108	225	.480
2006	Mohamed Hachad	G	26	119	214	.556
2007	Kevin Coble	F	29	156	316	.494
2008	Jeff Ryan	F	22	50	87	.575
2009	Kevin Coble	F	31	179	379	.472
2010	Luka Mirkovic	C	34	91	189	.481
2011	Luka Mirkovic	C	34	95	185	.514
2012	Reggie Hearn	G	33	86	177	.486
2013	Jared Swopshire	F	24	79	175	.451
2014	Alex Olah	C	33	112	220	.509
2015	Sanjay Lumpkin	G/F	32	50	95	.526
2016	Alex Olah	C	26	116	221	.525
2017	Dererk Pardon	C	28	102	167	.611
2018	Dererk Pardon	C	32	143	231	.619
2019	Dererk Pardon	C	32	173	303	.571

FREE THROW PERCENTAGE

(Minimum 2.0 attempts per game played)

Year	Player	Pos.	GP	FT	FTA	Pct.
1948	Bill Sticklen	F	20	78	89	.876
1949	Bill Sticklen	F	21	59	86	.685
1950	Jake Fendley	F	22	60	83	.723
1951	Bernie Brady	F	21	31	44	.704
1952	John Biever	G	22	64	88	.727
1953	John Biever	G	22	102	136	.750
1954	Larry Kurka	G	22	62	83	.748
1955	Walt Stoeppelwerth	G	22	64	82	.780
1956	Jay Hook	G	21	65	92	.707
1957	Joe Ruklick	C	22	114	151	.755
1958	Joe Ruklick	C	22	92	137	.672
1959	Phil Warren	F	17	37	51	.725
1960	Willie Jones	F/C	23	109	148	.737
1961	Bill Cacciatore	G	21	67	82	.817
1962	Bill Cacciatore	G	22	57	71	.803
1963	Bill Gibbs	G	23	74	85	.871
1964	Rich Falk	G	21	81	106	.764
1965	Ron Kozlicki	F	23	63	77	.818
1966	Mike Weaver	F	24	83	104	.798
1967	Mike Weaver	F	22	88	108	.815
1968	Terry Gamber	G	23	116	145	.800
1969	Dan Davis	F	24	82	93	.882
1970	Dale Kelley	G	24	164	212	.774
1971	Ron Shoger	G	24	143	171	.836
1972	Mark Sibley	G	23	68	85	.800
1973	Mark Sibley	G	24	93	118	.788
1974	Brad Cartwright	F	22	39	45	.867
1975	Willie Williams	F	26	55	63	.873
1976	Billy McKinney	G	27	135	163	.828
1977	Billy McKinney	G	25	106	136	.779
1978	Jerry Marifke	G	27	86	102	.843
1979	Jerry Marifke	G	24	63	71	.887
1980	Brian Gibson	G	27	69	79	.873
1981	Jim Stack	F	26	81	90	.900
1982	Jim Stack	F	27	85	102	.833
1983	Jim Stack	F	30	95	116	.819
1984	Art Aaron	G/F	27	83	120	.692
1985	John Peterson	F	28	49	60	.817
1986	Shon Morris	F/C	27	126	157	.803
1987	Shon Morris	F/C	28	96	120	.800
1988	Jeff Grose	G	28	74	87	.851
1989	Brian Schwabe	F	28	76	103	.738
1990	Rex Walters	G	28	77	97	.794
1991	Charles Howell	C	28	114	132	.864
1992	Kevin Rankin	F/C	28	133	160	.831
1993	Patrick Baldwin	G	25	66	75	.880
1994	Todd Leslie	G	29	62	77	.805
1995	Geno Carlisle	G	26	68	90	.756
1996	Geno Carlisle	G	27	119	154	.773
1997	Jevon Johnson	G	29	63	87	.724
1998	Napoleon Harris	G	18	31	48	.646
1999	Evan Eschmeyer	C	29	208	273	.762
2000	Ben Johnson	G	30	76	91	.835
2001	Ben Johnson	G	30	50	64	.781
2002	Winston Blake	G/F	29	72	90	.800
2003	Aaron Jennings	C	29	60	76	.789
2004	Vedran Vukusic	F	28	65	85	.765
	T.J. Parker	G	29	52	68	.765
2005	Vedran Vukusic	F	31	75	98	.765
2006	Vedran Vukusic	F	28	88	112	.786
2007	Tim Doyle	G/F	31	88	119	.739
2008	Kevin Coble	F	21	39	48	.813
2009	Craig Moore	G	31	50	63	.794
2010	Michael Thompson	G	34	92	111	.829
2011	Michael Thompson	G	34	80	97	.825
2012	John Shurna	F	33	110	146	.753
2013	Reggie Hearn	G	30	108	147	.735
2014	Drew Crawford	G/F	32	114	146	.781
2015	Bryant McIntosh	G	32	58	68	.853
2016	Bryant McIntosh	G	32	70	85	.824
2017	Bryant McIntosh	G	36	94	108	.870
2018	Bryant McIntosh	G	29	49	58	.845
2019	Vic Law	F	30	92	117	.786

THREE-POINT FG PERCENTAGE

(Minimum 1.0 made per game played)

Year	Player	Pos.	GP	3FG	3FGA	Pct.
1987	Jeff Grose	G	27	25	55	.455
1988	Phil Styles	G	28	30	65	.462
1989	Rob Ross	G	27	21	40	.525
1990	Rex Walters	G	28	53	112	.473
1991	Todd Leslie	G	28	65	127	.512
1992	Todd Leslie	G	28	50	117	.427
1993	Patrick Baldwin	G	25	18	70	.257
1994	Todd Leslie	G	29	77	185	.416
1995	Geno Carlisle	G	26	30	84	.357
1996	Geno Carlisle	G	27	73	197	.371
1997	Julian Bonner	G	29	33	92	.359
1998	Sean Wink	G	27	86	188	.457
1999	Steve Lepore	G	28	52	133	.391
2000	Steve Lepore	G	30	66	179	.369
2001	Winston Blake	G/F	30	83	221	.383
2002	Winston Blake	G/F	29	69	187	.369
2003	T.J. Parker	G	29	41	106	.387
2004	Vedran Vukusic	F	28	59	154	.383
2005	Vedran Vukusic	F	31	67	186	.360
2006	Vedran Vukusic	F	28	63	175	.360
2007	Kevin Coble	F	29	45	116	.388
2008	Michael Thompson	G	30	45	104	.433
2009	Michael Thompson	G	31	48	115	.417
2010	Michael Thompson	G	34	88	214	.411
2011	John Shurna	F	34	75	173	.434
2012	John Shurna	F	33	95	216	.440
2013	Kale Abrahamson	F	32	34	97	.351
2014	JerShon Cobb	G	25	38	108	.352
2015	Bryant McIntosh	G	32	40	110	.364
2016	Scottie Lindsey	G	31	38	93	.409
2017	Nathan Taphorn	F	35	39	83	.470
2018	Vic Law	F	27	51	133	.383
2019	Vic Law	F	30	56	166	.337

JIM STACK

ASSISTS

Year	Player	Pos.	GP	Assists
1971	Mark Sibley	G	24	64
1972	Mark Sibley	G	23	60
1973	Kevin Kachan	G	24	68
1974	Bryan Ashbaugh	F/C	24	54
1975	Tim Teasley	G	24	42
1976	Billy McKinney	G	27	95
1977	Billy McKinney	G	25	66
1978	Jerry Marifke	G	27	68
1979	Jerry Marifke	G	24	88
1980	Brian Gibson	G	27	85
1981	Michael Jenkins	G	24	83
1982	Michael Jenkins	G	27	73
1983	Michael Jenkins	G	30	133
1984	Shawn Watts	G	28	98
1985	Shawn Watts	G	28	106
1986	Shawn Watts	G	25	68
1987	Shawn Watts	G	28	107
1988	Phil Styles	G	28	90
1989	Rob Ross	G	27	87
1990	Rex Walters	G	28	125
1991	Patrick Baldwin	G	28	106
1992	Kip Kirkpatrick	G	28	67
1993	Patrick Baldwin	G	25	136
1994	Patrick Baldwin	G	29	154
1995	Geno Carlisle	G	26	101
1996	Jevon Johnson	G	27	84
1997	Jevon Johnson	G	29	84
1998	Julian Bonner	G	27	111
1999	Julian Bonner	G	29	78
2000	Ben Johnson	G	30	73
2001	Collier Drayton	G	30	101
2002	Collier Drayton	G	28	101
2003	Jason Burke	G	29	79
2004	T.J. Parker	G	29	115
2005	Davor Duvancic	C	30	81
2006	Tim Doyle	G/F	29	110
2007	Tim Doyle	G/F	31	157
2008	Michael Thompson	G	30	128
2009	Michael Thompson	G	31	114
2010	Michael Thompson	G	34	139
2011	Michael Thompson	G	34	147
2012	Dave Sobolewski	G	33	121
2013	Dave Sobolewski	G	32	127
2014	Tre Demps	G	33	73
2015	Bryant McIntosh	G	32	150
2016	Bryant McIntosh	G	32	213
2017	Bryant McIntosh	G	36	188
2018	Bryant McIntosh	G	29	149
2019	Vic Law	F	30	90
	A.J. Turner	F	32	90

STEALS

Year	Player	Pos.	GP	Steals
1979	Rod Roberson	G	27	41
1980	Brian Gibson	G	27	37
1981	Rod Roberson	G	27	37
1982	Gaddis Rathel	G	27	21
1983	Art Aaron	F	30	47
1984	Art Aaron	G/F	28	67
1985	Shawn Watts	G	28	45
1986	Shawn Watts	G	25	33
1987	Shawn Watts	G	28	55
1988	Shon Morris	F/C	28	40
1989	Walker Lambiotte	F	27	37
1990	Walker Lambiotte	F	27	48
1991	Patrick Baldwin	G	28	90
1992	Patrick Baldwin	G	14	49
1993	Patrick Baldwin	G	25	74
1994	Patrick Baldwin	G	29	59
1995	Brian Chamberlain	F	27	19
1996	Jevon Johnson	G	27	32
1997	Jevon Johnson	G	29	36
1998	Julian Bonner	G	27	29
1999	Julian Bonner	G	29	26
2000	Ben Johnson	G	30	24
	Tavaras Hardy	F	30	24
2001	Collier Drayton	G	30	48
2002	Jitim Young	G	29	55
2003	Jitim Young	G	29	47
2004	Jitim Young	G	29	66
2005	T.J. Parker	G	30	45
2006	Mohamed Hachad	G	26	42
2007	Tim Doyle	G/F	31	53
2008	Craig Moore	G	30	55
2009	Craig Moore	G	31	41
	Kevin Coble	F	31	41
2010	Jeremy Nash	G	34	58
2011	Michael Thompson	G	34	49
2012	John Shurna	F	33	41
2013	Reggie Hearn	G	30	35
2014	Sanjay Lumpkin	G/F	33	37
2015	Sanjay Lumpkin	G/F	32	21
	Vic Law	F	32	21
2016	Bryant McIntosh	G	32	31
2017	Vic Law	F	36	38
2018	Vic Law	F	27	29
2019	Vic Law	F	30	31

BLOCKED SHOTS

Year	Player	Pos.	GP	Blks
1979	Mike Campbell	F	27	13
1980	Mike Campbell	F	27	20
1981	Bob Grady	C	15	10
1982	Andre Goode	F	27	24
1983	Andre Goode	F/C	30	22
1984	Art Aaron	G/F	28	23
1985	Andre Goode	F	28	20
1986	Brian Pitts	C	11	7
	Shon Morris	F/C	27	7
	Brian Schwabe	F	27	7
1987	Brian Pitts	C	16	40
1988	Brian Schwabe	F	28	15
1989	Lucis Reece	F	28	9
	Bryan Ross	C	22	9
	Phil Styles	G	28	9
1990	Walker Lambiotte	F	27	9
1991	Kevin Rankin	F/C	28	21
1992	Kevin Rankin	F/C	28	45
1993	Kevin Rankin	C	27	28
1994	Kevin Rankin	C	29	39
1995	Dan Kreft	C	26	21
1996	Evan Eschmeyer	C	27	26
1997	Evan Eschmeyer	C	29	34
1998	Evan Eschmeyer	C	27	24
1999	Evan Eschmeyer	C	29	48
2000	Tavaras Hardy	F	30	24
2001	Tavaras Hardy	F	30	29
2002	Tavaras Hardy	F	29	30
2003	Aaron Jennings	C	29	36
2004	Vedran Vukusic	F	29	16
2005	Vedran Vukusic	F	31	23
2006	Vince Scott	C	29	20
2007	Vince Scott	C	31	32
2008	Jeff Ryan	G/F	22	11
2009	Kevin Coble	F	31	19
2010	John Shurna	F	34	32
2011	John Shurna	F	32	31
2012	John Shurna	F	33	55
2013	Alex Olah	C	31	28
2014	Alex Olah	C	33	58
2015	Alex Olah	C	32	59
2016	Alex Olah	C	26	36
2017	Dererk Pardon	C	28	50
2018	Dererk Pardon	C	32	56
2019	Dererk Pardon	C	32	31

In 2007, **TIM DOYLE** became the first NU player to record at least 350 points, 150 assists, 100 rebounds and 50 steals in the same season.

VEDRAN VUKUSIC

WELSH-RYAN ARENA RECORDS (SINCE 1983-84 SEASON)

TEAM

Points in a Game
108, NU vs. Tulane, 12/5/89

Points in a Half
62, Indiana vs. NU (2nd), 2/7/91
59, NU vs. Mississippi Valley State (1st), 12/2/11

Most Points in Overtime
20, NU vs. Minnesota, 2/14/10

Most Points in a Game—Both Teams
190, NU vs. Michigan, 3/12/94

Fewest Points in a Game—Both Teams
76, NU vs. Notre Dame, 12/7/83

Fewest Points in a Game
30, NU vs. Illinois, 2/19/00
30, Oakland vs. NU, 11/21/98

Fewest Points in a Half
6, NU (1st) vs. Illinois, 2/19/00

Winning Margin
56, NU vs. Chicago, 11/26/88

Field Goals Made
43, NU vs. Tulane, 12/5/89

Field Goals Attempted
83, NU vs. Illinois Wesleyan, 11/28/88

Field Goal Percentage
.681, Loyola vs. NU, 12/15/90
.676, NU vs. Army, 12/12/95

Three-Point Field Goals
20, NU vs. Miss. Valley St., 12/2/11
20, NU vs. N.Carolina A&T, 12/13/09

Three-Point Field Goal Attempts
47, NU vs. N.Carolina A&T, 12/13/09

Three-Point Field Goal Percentage
(Min. 10 attempts)
.750, Iowa vs. NU, 3/5/87
.700, NU vs. Tulane, 12/5/89

Free Throws
41, Duke vs. NU, 12/2/89
39, NU vs. Northeastern, 12/14/92

Free Throw Attempts
53, Duke vs. NU, 12/2/89
48, NU vs. No. Illinois, 11/13/10
48, NU vs. Wisconsin, 3/6/93

Free Throw Percentage
(Min. 15 attempts)
.944, NU vs. Chicago (17-18), 11/27/93

Rebounds
61, NU vs. Illinois Wesleyan, 11/28/88

Personal Fouls
34, NU vs. Duke, 12/2/89

Assists
33, NU vs. Rutgers, 2/27/16

Steals
22, NU vs. Chicago, 12/1/92

Blocked Shots
14, Purdue vs. NU, 1/15/09
12, NU vs. IUPUI, 12/20/16
12, NU vs. Bryant, 11/25/16
12, NU vs. Iowa, 2/15/15
12, NU vs. Purdue, 2/2/13

Fewest Turnovers
3, NU vs. Michigan State, 2/6/02
3, Wisconsin vs. NU, 1/23/11
3, Illinois vs. NU, 1/10/98
3, Illinois vs. NU, 1/14/15
3, Wisconsin vs. NU 2/23/19

Overtime Periods
3, NU vs. Michigan, 1/26/80

NOTE: Northwestern high in italics if not the Welsh-Ryan Arena record.

INDIVIDUAL

Points
Kevin Coble vs. Indiana, 2/23/08 37
Evan Eschmeyer vs. Penn State, 2/8/98 37

Field Goals
Juwan Howard (Michigan) vs. NU, 3/12/94 14
Glenn Robinson (Purdue) vs. NU, 1/5/94 14
Geno Carlisle vs. Penn State, 1/13/96 13
Walker Lambiotte vs. UW-Green Bay, 11/28/90 13

Field Goals Attempted
Glenn Robinson (Purdue) vs. NU, 1/5/94 30
Geno Carlisle vs. Wisconsin, 1/20/96 27

Field Goal Percentage
(Min. 10 attempts)
Evan Eschmeyer vs. DePaul (12-13), 12/6/97 ..... .923

Three-Point Field Goals
John Shurna vs. Eastern Illinois, 12/18/11 9
Roderick Wilmont (Indiana) vs. NU, 2/28/07 9

Three-Point Field Goal Attempts
Shaheen Holloway (Seton Hall) vs. NU, 12/13/97 14
Jermaine Watts (DePaul) vs. NU, 12/6/97 14
Geno Carlisle vs. Wisconsin, 1/20/96 14
Geno Carlisle vs. Brown, 1/2/96 14

Three-Point Field Goal Percentage
(Minimum 5 attempts)
Jim Cantamessa (Siena) vs. NU (5-5), 11/22/97 ..... 1.000
Scottie Lindsey vs. New Orleans (6-7), 11/28/15 ..... .867

Free Throws Made
Evan Eschmeyer vs. Minnesota, 2/28/99 17
Evan Eschmeyer vs. Penn State, 2/8/98 17

Free Throws Attempted
Evan Eschmeyer vs. Penn State, 2/8/98 22
Evan Eschmeyer vs. Minnesota, 1/7/98 22

Free Throw Percentage
(Minimum 10 attempts)
Ben Johnson vs. Pepperdine (11-11), 1/8/00 ..... 1.000

Rebounds
Dererk Pardon vs. Nebraska, 1/26/17 22

Assists
Patrick Baldwin vs. Youngstown State, 12/15/93 14

Steals
Patrick Baldwin vs. Oakland, 11/27/90 9

Blocked Shots
Lorenzo Coleman (Tennessee Tech) vs. NU, 11/30/96 8
Aaron Jennings vs. New Hampshire, 11/25/02 7
Evan Eschmeyer vs. Purdue, 1/27/99 7

NORTHWESTERN BIG TEN TOURNAMENT GAME RECORDS

TEAM

Points
Game: 83 ..... 3/9/17 vs. Rutgers
First Half: 42 ..... 3/9/17 vs. Rutgers
Second Half: 46 ..... 3/11/10 vs. Indiana
46 ..... 3/13/03 vs. Minnesota

Points Allowed
Most: 94 ..... 3/14/03 vs. Illinois
Fewest: 44 ..... 3/4/99 vs. Penn State

Field Goals Made 30 ..... 3/9/17 vs. Rutgers

Field Goals Attempted 72 ..... 3/13/19 vs. Illinois

Field Goal Percentage .600 (30-50) ..... 3/9/17 vs. Rutgers

3-Pt. Field Goals Made 11 ..... 3/13/14 vs. Iowa
11 ..... 3/8/12 vs. Minnesota
11 ..... 3/8/07 vs. Minnesota

3-Pt. Field Goals Att. 36 ..... 3/13/19 vs. Illinois
31 ..... 3/10/11 vs. Minnesota
31 ..... 3/11/10 vs. Indiana
31 ..... 3/9/06 vs. Penn State

3-Pt. Field Goal Percentage (min. 10 attempts)
.500 (9-18) ..... 3/13/08 vs. Minnesota
(best is .667 (6-9) on 3/5/99 vs. Michigan State)

Free Throws Made 22 ..... 3/14/03 vs. Illinois

Free Throws Attempted 29 ..... 3/5/98 vs. Minnesota

Free Throw Percentage .957 (22-23) ..... 3/14/03 vs. Illinois

Rebounds
Total: 44 ..... 3/4/99 vs. Penn State
Offensive: 17 ..... 3/11/10 vs. Indiana
Defensive: 34 ..... 3/4/99 vs. Penn State

Personal Fouls 28 ..... 3/12/10 vs. Purdue

Assists 19 ..... 3/9/17 vs. Rutgers
19 ..... 3/8/01 vs. Iowa

Turnovers
High: 19 ..... 3/11/05 vs. Illinois
Low: 5 ..... 3/11/11 vs. Ohio State
5 ..... 3/10/11 vs. Minnesota

Assist/Turnover Ratio 3.00 (15/5) ..... 3/10/11 vs. Minnesota

Blocked Shots 7 ..... 3/14/13 vs. Iowa

Steals 22 ..... 3/11/04 vs. Penn State

INDIVIDUAL

Points
35 ..... Michael Thompson (3/10/11 vs. Minnesota)
30 ..... Evan Eschmeyer (3/5/99 vs. Michigan State)

Field Goals Made
11 ..... Michael Thompson (3/10/11 vs. Minnesota)
11 ..... Evan Eschmeyer (3/5/99 vs. Michigan State)

Field Goals Attempted
22 ..... Michael Thompson (3/10/11 vs. Minnesota)

Field Goal Percentage (min. 5 attempts)
.688 (11-16) ..... Evan Eschmeyer (3/5/99 vs. Michigan State)
.667 (8-12) ..... JerShon Cobb (3/8/12 vs. Minnesota)

3-Pt. FG Made
6 ..... Ben Johnson (3/8/01 vs. Iowa)

3-Pt. FG Attempted
14 ..... Craig Moore (3/12/09 vs. Minnesota)
12 ..... Michael Thompson (3/10/11 vs. Minnesota)

3-Pt. FG Percentage (min. 5 attempts)
.667 (6-9) ..... Ben Johnson (3/8/01 vs. Iowa)
.667 (4-6) ..... Tre Demps (3/13/14 vs. Iowa)

FT Made
9 ..... Davor Duvancic (3/14/03 vs. Illinois)

FT Attempted
15 ..... Jitim Young (3/12/04 vs. Michigan State)
15 ..... Evan Eschmeyer (3/5/98 vs. Minnesota)

FT Percentage (min. 5 attempts)
1.000 (9-9) ..... Davor Duvancic (3/14/03 vs. Illinois)
1.000 (8-8) ..... Michael Thompson (3/10/11 vs. Minnesota)
1.000 (8-8) ..... Evan Eschmeyer (3/5/99 vs. Michigan State)

Rebounds
11 ..... Evan Eschmeyer (3/4/99 vs. Penn State)
11 ..... Steve Lepore (3/4/99 vs. Penn State)
11 ..... Evan Eschmeyer (3/5/98 vs. Minnesota)

Assists
9 ..... Steve Lepore (3/5/99 vs. Michigan State)
8 ..... Collier Drayton (3/5/98 vs. Minnesota)

Blocked Shots
3 ..... Jeremy Nash (3/12/10 vs. Purdue)
3 ..... Tavaras Hardy (3/7/02 vs. Michigan)
3 ..... Alex Olah (3/14/13 vs. Iowa)
3 ..... Reggie Hearn (3/14/13 vs. Iowa)

Steals
8 ..... Jitim Young (3/11/04 vs. Penn State)

NORTHWESTERN NCAA TOURNAMENT GAME RECORDS

TEAM

Points
Game: 73 ..... 3/18/17 vs. Gonzaga
First Half: 34 ..... 3/16/17 vs. Vanderbilt
Second Half: 53 ..... 3/18/17 vs. Gonzaga

Points Allowed
Most: 79 ..... 3/18/17 vs. Gonzaga
Fewest: 66 ..... 3/16/17 vs. Vanderbilt

Field Goals Made 27 ..... 3/18/17 vs. Gonzaga

Field Goals Attempted 66 ..... 3/18/17 vs. Gonzaga

Field Goal Percentage .491 (26-53) ..... 3/16/17 vs. Vanderbilt

3-Pt. Field Goals Made 8 ..... 3/18/17 vs. Gonzaga

3-Pt. Field Goals Att. 24 ..... 3/18/17 vs. Gonzaga

3-Pt. Field Goal Percentage (min. 10 attempts)
.429 (6-14) ..... 3/16/17 vs. Vanderbilt

Free Throws Made 11 ..... 3/18/17 vs. Gonzaga

Free Throws Attempted 18 ..... 3/16/17 vs. Vanderbilt

Free Throw Percentage .846 (11-13) ..... 3/18/17 vs. Gonzaga

Rebounds
Total: 37 ..... 3/16/17 vs. Vanderbilt
Offensive: 12 ..... 3/18/17 vs. Gonzaga
Defensive: 29 ..... 3/16/17 vs. Vanderbilt

Personal Fouls 26 ..... 3/18/17 vs. Gonzaga

Assists 12 ..... 3/16/17 vs. Vanderbilt

Turnovers
High: 13 ..... 3/18/17 vs. Gonzaga
Low: 12 ..... 3/18/17 vs. Gonzaga

Assist/Turnover Ratio 0.92 (12/13) ..... 3/18/17 vs. Gonzaga

Blocked Shots 5 ..... 3/18/17 vs. Gonzaga

Steals 11 ..... 3/18/17 vs. Gonzaga

INDIVIDUAL

Points
25 ..... Bryant McIntosh (3/16/17 vs. Vanderbilt)
20 ..... Bryant McIntosh (3/18/17 vs. Gonzaga)

Field Goals Made
10 ..... Bryant McIntosh (3/16/17 vs. Vanderbilt)
7 ..... Bryant McIntosh (3/18/17 vs. Gonzaga)

Field Goals Attempted
20 ..... Bryant McIntosh (3/18/17 vs. Gonzaga)
16 ..... Bryant McIntosh (3/16/17 vs. Vanderbilt)

Field Goal Percentage (min. 5 attempts)
.625 (10-16) ..... Bryant McIntosh (3/16/17 vs. Vanderbilt)
.571 (4-7) ..... Dererk Pardon (3/16/17 vs. Vanderbilt)

3-Pt. FG Made
4 ..... Vic Law (3/18/17 vs. Gonzaga)

3-Pt. FG Attempted
7 ..... Scottie Lindsey (3/18/17 vs. Gonzaga)
6 ..... Vic Law (3/18/17 vs. Gonzaga)

3-Pt. FG Percentage (min. 5 attempts)
.667 (4-6) ..... Vic Law (3/18/17 vs. Gonzaga)
.600 (3-5) ..... Bryant McIntosh (3/16/17 vs. Vanderbilt)

FT Made
6 ..... Dererk Pardon (3/16/17 vs. Vanderbilt)

FT Attempted
8 ..... Dererk Pardon (3/16/17 vs. Vanderbilt)

FT Percentage (min. 5 attempts)
1.000 (5-5) ..... Bryant McIntosh (3/18/17 vs. Gonzaga)

Rebounds
11 ..... Dererk Pardon (3/16/17 vs. Vanderbilt)
8 ..... Vic Law (3/18/17 vs. Gonzaga)

Assists
7 ..... Bryant McIntosh (3/18/17 vs. Gonzaga)

Blocked Shots
1 ..... five players (3/18/17 vs. Gonzaga)

Steals
3 ..... Dererk Pardon (3/18/17 vs. Gonzaga)
3 ..... Sanjay Lumpkin (3/18/17 vs. Gonzaga)

THE LAST TIME IT HAPPENED...

TEAM

Ranked in AP Top 25	#20, 11/13/17
Defeated a team ranked in AP Top 25	#20 Michigan; W, 61-52; 2/6/18
Defeated an AP Top 10 team	at #7 Wisconsin; W, 66-59; 2/12/17
Defeated an AP Top 10 team on the road	at #7 Wisconsin; W, 66-59; 2/12/17
Defeated an AP Top 5 team	#4 Michigan State; W, 83-65; 1/27/79
Defeated the No. 1 team in AP poll	Yet to happen
Faced the No. 1 team in AP poll	at Michigan; L, 68-46; 1/30/13
Played an overtime game	vs. Illinois; L, 74-69; 3/13/19
Won an overtime game	vs. Illinois; W, 72-68; 12/1/17
Played two-overtime game	Michigan; W, 82-78; 3/3/15
Played three-overtime game	at Michigan State; W, 75-73; 2/23/80
Won on a buzzer-beater	Michigan; W, 67-65; 3/1/17 (Dererk Pardon layup)
Won by 40+ points	W, 88-46 vs. Chicago State; 12/17/18
Won by 50+ points	W, 96-31 vs. Chicago State*; 12/11/17
Won by 60+ points	W, 96-31 vs. Chicago State*; 12/11/17
Scored 100+ points	W, 103-67 vs. Sacred Heart; 12/21/15
Scored 55+ points in a half	55 vs. Chicago State (1st half); 12/11/17
Shot 60% or better from the field	600 (30-50) vs. Rutgers; 3/9/17
Shot 65% or better from the field	674 (29-43) vs. Arkansas State; 12/3/07
Shot 95% or better from the free throw line	958 (23-24) vs. Saint Peter's; 11/13/17
Shot 100% from the free throw line	8-8 vs. Purdue; 3/9/19
40+ free throw attempts	43 vs. La Salle; 11/23/18
50+ rebounds	50 vs. Mississippi Valley State; 11/11/16
Held opponent to 20 rebounds or less	6 vs. Saint Peter's; 11/13/17
30+ assists	33 vs. Rutgers*; 2/27/16
10+ blocked shots	10, vs. Oklahoma;12/21/18
15+ steals	18 vs. Howard; 12/20/07
20+ steals	22 vs. Penn State*; 3/11/04
15+ 3-point field goals made	17 vs. Rutgers; 2/27/16
20+ 3-point field goals made	20 vs. Mississippi Valley State*; 12/2/11
5 or fewer turnovers	5, vs. Ohio State; 3/6/19
Opponent committed 20+ turnovers	21 vs. Utah; 11/25/18
Opponent committed 30+ turnovers	32 vs. Savannah State; 12/1/07
Held opponent to 25% or worse shooting	200 (8-40) vs. Chicago State; 12/11/17
Held opponent to 30% or worse shooting	266 (17-64) vs. Ohio State; 3/6/19
Held opponent to 30 points or less	30 vs. Oakland; 11/21/98
Held opponent to 40 points or less	31 vs. Chicago State; 12/11/17
Held opponent to 15 points or less in a half	8 vs. Chicago State (1st half)*; 12/11/17
Led by 40+ points at halftime	47 (55-8) vs. Chicago State; 12/11/17

INDIVIDUAL

20+ points	A.J. Turner (20), vs. Illinois; 3/13/19
30+ points	Scottie Lindsey, 32 at Iowa; 2/25/18
35+ points	John Shurna, 37 vs. LSU; 11/17/11
40+ points	Rich Falk, 49 vs. Iowa*; 2/24/64
20+ points in a half	Scottie Lindsey, 21 at Iowa (2nd half); 2/25/18
25+ points in a half	John Shurna, 25 at Northern Illinois (2nd half); 11/12/10
20+ points off the bench	Scottie Lindsey, 22 vs. Illinois; 12/1/17
30+ points off the bench	Jeff Grose, 32 vs. Rutgers*; 12/5/88
10+ rebounds	Dererk Pardon, 13 vs. Ohio State; 3/6/19
20+ rebounds	Dererk Pardon, 22 vs. Nebraska; 1/26/17
10+ assists	Bryant McIntosh, 16 vs. Minnesota*; 1/10/18
15+ assists	Bryant McIntosh, 16 vs. Minnesota*; 1/10/18
5+ blocked shots	Dererk Pardon, 6 vs. Minnesota; 1/10/18
10+ blocked shots	Jim Pitts, 10 vs. Purdue*; 1/8/66
5+ steals	Sanjay Lumpkin, 5 vs. Iowa; 1/25/14
10+ steals	Yet to happen
7+ 3-point field goals	Scottie Lindsey, 9 at Iowa*; 2/25/18
10+ free throws made	Vic Law, 14, vs. La Salle; 11/23/18
15+ free throws made	Evan Eschmeyer, 17 vs. Minnesota*; 2/27/99
Five players score in double figures	5 vs. Illinois; 1/6/19
Six players score in double figures	6 vs. IUPUI; 12/20/16
Two players with 20+ points	Vic Law (24), Dererk Pardon (21), vs. Wisconsin; 2/23/19
Three Players with 20+ points	Vic Law (21), Ryan Taylor (21), A.J. Turner (20) vs. La Salle; 11/23/18
20+ points, 10+ rebounds	Alex Olah (20P, 13R) vs. Michigan; 3/10/16
20+ points, 10+ assists	Bryant McIntosh (20P, 10A) vs. Iowa; 1/15/17
Double-double (points/rebounds)	Dererk Pardon (20P, 13R) vs. Ohio State; 3/6/19
Double-double (points/assists)	Bryant McIntosh (11P, 16A) vs. Minnesota; 1/10/18
Two players with double-doubles	Dererk Pardon (13P, 12R) & Bryant McIntosh (11P, 16A) vs. Minnesota; 1/10/18
Triple-double	Evan Eschmeyer (27P, 12R, 10A) at Indiana; 1/13/99
Perfect from the field (min. 8 attempts)	Dererk Pardon (8-8) at Wisconsin; 2/1/18
Perfect at free throw line (min. 10 attempts)	Michael Thompson (11-11) at Indiana; 2/19/11

**school record*

NORTHWESTERN
30
CHIGAN
4

HISTORY

ALL-AMERICANS

JOE REIFF
CENTER • 1931 & 1933

Joe Reiff's All-America campaigns coincided with the Wildcats' two Big Ten championships. He led the Big Ten in scoring in both 1931 and 1933, sandwiching his titles around the 1932 champ, a Purdue player named John Wooden.



OTTO GRAHAM
FORWARD • 1944

Otto Graham was renowned for his football career, both at Northwestern and professionally. Lesser known, however, was his basketball prowess. Graham remains one of two NU athletes ever to earn All-America honors in two different sports.



MAX MORRIS
FORWARD • 1946

Max Morris was the first-ever recipient of the Chicago Tribune's Big Ten Player of the Year honor, in 1946. He led the conference in scoring twice (15.8 ppg in 1945, 16.5 ppg in 1946), and joins Otto Graham as NU's only multi-sport All-Americans.



RAY RAGELIS
FORWARD • 1951

Ray Ragelis twice led NU in scoring, including averaging 19.1 points per game as a senior. The first player in school history to tally 1,000 career points, Ragelis was selected by the Rochester Royals in the 2nd round of the 1951 NBA Draft.



FRANK EHMANN
FORWARD • 1955

Frank Ehmann's scoring average of 23.9 points per game as a senior in 1954-55 is the second-best single-season mark in school history. He was a two-time team MVP and was inducted into Northwestern's Hall of Fame in 1987.



JOE RUKLICK
CENTER • 1958

Joe Ruklick led the 'Cats in both scoring and rebounding all three of his seasons on the varsity. His career scoring average of 19.9 points per game is tops in school history, while his average of 13.9 rebounds per game in 1958 is an NU season mark.

JIM BURNS
GUARD • 1967

Jim Burns enjoyed an outstanding senior season, leading the team with an average of 21.5 points per game. At the time his career ended, Burns was Northwestern's career scoring leader with 1,368 points in three seasons. He currently ranks 13th.



EVAN ESCHMEYER
CENTER • 1999

Evan Eschmeyer made the most of his senior campaign, leading the Wildcats in scoring, rebounding and field goal percentage as they advanced to the National Invitation Tournament (NIT). He ranks fourth in school history with 1,805 career points.



JOHN SHURNA
FORWARD • 2012

John Shurna graduated as Northwestern's all-time leader in scoring, blocked shots and games played. He was a three-time All-Big Ten selection, led the conference in scoring as a senior and guided the 'Cats to postseason play all four years of his career.

ACADEMIC ALL-AMERICANS



JIM BURNS
FIRST TEAM, 1967

Jim Burns enjoyed a distinguished career at NU, becoming the first Wildcat player to earn Academic All-America and first-team All-Big Ten honors. He led NU in scoring all three years he was on varsity and is 13th all-time in scoring.



RICK SUND
THIRD TEAM, 1973

Rick Sund was named the team's MVP as a sophomore in 1971 and served as a team captain in 1973. He was twice named an Academic All-Big Ten selection. Sund also played split end on the Northwestern football team.

MIKE CAMPBELL
FIRST TEAM, 1980

Mike Campbell led the team in rebounding twice, in 1978 and 1980, and also topped the squad in blocked shots his junior and senior seasons. He is 20th on NU's all-time list with 576 career rebounds.



SHON MORRIS
FIRST TEAM, 1987 & 1988
SECOND TEAM, 1986

Shon Morris is NU's only three-time Academic All-American, and as a senior he was also Playboy Magazine's Anson Mount Scholar-Athlete of the Year.



BRIAN SCHWABE
THIRD TEAM, 1989

Brian Schwabe earned a total of three Academic All-Big Ten selections during his career. He ranks fourth all-time at NU in career field goal percentage and scored over 1,000 points. He twice led the team in rebounding and field goal percentage.



WALKER LAMBIOTTE
THIRD TEAM, 1990

Walker Lambiotte was twice named the Wildcats' team MVP, in 1989 and again in 1990. In 1989, he led the team in scoring, field goal percentage and steals.

KEVIN RANKIN
SECOND TEAM, 1994
THIRD TEAM, 1993

A three-time team MVP and Academic All-Big Ten selection, Kevin Rankin was also a third-team All-Big Ten pick in 1992 and again in 1994. He ranks eighth on NU's all-time scoring list and is second in rebounding.

DREW CRAWFORD
FIRST TEAM, 2014
SECOND TEAM, 2012

Drew Crawford was named the Big Ten Freshman of the Year in 2010 and was a third-team All-Big Ten selection in 2012 and again in 2014. He is the second-leading scorer in school history and is first in games played.

ALL-BIG TEN SELECTIONS

First awarded by the coaches in 1948.
First awarded by the media in 1987.

First Team

1951	Ray Ragelis, C
1955	Frank Ehmann, F
1959	Joe Ruklick, C
1964	Rick Lopossa, F
1967	Jim Burns, G
1977	Billy McKinney, G
1996	Geno Carlisle, G
1997	Evan Eschmeyer, C
1998	Evan Eschmeyer, C
1999	Evan Eschmeyer, C
2004	Jitim Young, G
2012	John Shurna, F

Second Team

1950	Ray Ragelis, C
1954	Frank Ehmann, F
1957	Joe Ruklick, C
1958	Joe Ruklick, C
1960	Willie Jones, F
1961	Ralph Wells, G
1963	Rich Falk, G
1964	Rich Falk, G
1966	Jim Pitts, C
1966	Jim Burns, G
1968	Dale Kelley, G
1969	Dale Kelley, G
1973	Mark Sibley, G
1975	Billy McKinney, G (c)
1976	Billy McKinney, G (cm)
1977	Billy McKinney, G (m)
1981	Rod Roberson, G (m)
1982	Jim Stack, F (cm)
1983	Jim Stack, F (c)
1988	Shon Morris, F/C (cm)
2006	Vedran Vukusic, F (c)
2009	Kevin Coble, F (cm)
2010	John Shurna, F (cm)
2017	Bryant McIntosh, G (cm)

Third Team

1962	Rick LaPossa, F
1963	Rick LaPossa, F
1980	Mike Campbell, F (c)
1981	Rod Roberson, G (c)
1984	Art Aaron, G/F (c)
1992	Kevin Rankin, C (m)
1994	Kevin Rankin, C (cm)
2002	Tavaras Hardy, F (c)
2003	Jitim Young, G (c)
2005	Vedran Vukusic, F (cm)
2006	Vedran Vukusic, F (m)
2009	Craig Moore, G (cm)
2011	John Shurna, F (c)
	Michael Thompson, G (cm)
2012	Drew Crawford, G/F (cm)
2014	Drew Crawford, G/F (m)
2017	Scottie Lindsey, G (c)

ACADEMIC ALL-BIG TEN

1964	Rich Falk, G
1965	Jim Pitts, C
1966	Jim Burns, G
	Jim Pitts, C
1967	Jim Burns, G
1968	Dan Davis, F
1972	Rick Sund, G/F
1973	Rick Sund, G/F
1974	Bryan Ashbaugh, C
1978	Mike Campbell, F
1980	Mike Campbell, F
1985	Elliot Fullen, G
	John Peterson, F
1986	Joe Flanagan, F
	Elliot Fullen, G
	Shon Morris, F/C
1987	Elliot Fullen, G
	Shon Morris, F/C
1988	Shon Morris, F/C
	Brian Schwabe, F
1989	Brian Schwabe, F
1990	Walker Lambiotte, F
	Don Polite, F
	Brian Schwabe, C
1991	Jake Haunty, C
	Tom Heise, F
1992	Aaric Queen, G
	Kevin Rankin, C
1993	Kevin Rankin, C
1994	Kevin Rankin, C
1995	Dan Kreft, C
1997	Kyle Henneberry, G
	John Vana, G
1999	Danny Allouche, G
2000	Jeff Eschmeyer, G
2005	Joe Kennedy, G
	Evan Seacat, G
2006	Justin Hoeveler, G
	Joe Kennedy, G
	Evan Seacat, G
	Vedran Vukusic, F
	Sterling Williams, G
2007	Patrick Houlihan, F
	Joe Kennedy, G
	Ivan Tolic, F
	Sterling Williams, G
2008	Marlon Day, F
	Patrick Houlihan, F
	Tonjua Jones, G
	Jeff Ryan, G/F
	Matt Steger, G/F
	Sterling Williams, G
2009	Mike Capocci, F
	Marlon Day, F
	Patrick Houlihan, F
	Jeff Ryan, G/F
	Matt Steger, G/F
	Sterling Williams, G
2010	Mike Capocci, F
	Nick Fruendt, G
	Jeff Ryan, G/F
	Matt Steger, G/F
2011	Mike Capocci, F
	Drew Crawford, G/F
	Davide Curletti, F
	Nick Fruendt, G
	Reggie Hearn, G
	Luka Mirkovic, C
	Austin Nichols, G
	Jeff Ryan, G/F
2012	Drew Crawford, G/F
	Davide Curletti, F
	Nick Fruendt, G
	Reggie Hearn, G
	Luka Mirkovic, C
2013	Nikola Cerina, F
	Drew Crawford, G/F
	Reggie Hearn, G
	Omar Jimenez, G
	Dave Sobolewski, G
2014	Kale Abrahamson, F
	Nikola Cerina, F
	Drew Crawford, G/F
	Sanjay Lumpkin, F
	Dave Sobolewski, G
2015	Sanjay Lumpkin, F
	Dave Sobolewski, G
2016	Tre Demps, G
	Sanjay Lumpkin, F
	Bryant McIntosh, G
2017	Jordan Ash, G
	Charlie Hall, F
	Vic Law, F
	Sanjay Lumpkin, F
2018	Barret Benson, C
	Aaron Falzon, F
	Charlie Hall, F
	Vic Law, F
	Tino Malnati, G
	Gavin Skelly, F
2019	Barret Benson, C
	Aaron Falzon, F
	Charlie Hall, F
	Vic Law, F
	Tino Malnati, G

BIG TEN MEDAL OF HONOR

The Big Ten Conference endows a "Medal of Honor" awarded annually at each institution, to a student in the graduating class who has demonstrated proficiency in scholarship and athletics. The following Northwestern men's basketball players have been NU's recipient.

1916	Harvey Ellis
1919	Allen Marquardt
1923	James Peterson
1934	Donald Brewer
1943	Russell Wendland
1948	Charles Tourek
1951	Don Blasius
1954	Larry Kurka
1964	Marty Riessen
1980	Mike Campbell
1982	Bob Grady
1988	Shon Morris
1994	Kevin Rankin
1999	Evan Eschmeyer

BIG TEN FRESHMAN OF THE YEAR

First awarded by the coaches in 1986.

2010	Drew Crawford (m)

BIG TEN ALL-FRESHMAN TEAM

First awarded by the coaches in 2003.

2006	Craig Moore
2007	Kevin Coble
2010	Drew Crawford
2012	Dave Sobolewski
2015	Bryant McIntosh

BIG TEN DEFENSIVE PLAYER OF THE YEAR

First selected by Big Ten radio broadcasters in 1984; by coaches only since 1992.

1994	Patrick Baldwin

BIG TEN ALL-DEFENSIVE TEAM

First awarded by the coaches in 2006.

2006	Mohamed Hachad
2010	Jeremy Nash
2017	Vic Law

BIG TEN COACH OF THE YEAR

First awarded by the media in 1973.

2004	Bill Carmody

1,000-POINT SCORERS

JOHN SHURNA — 2,038 Points

1

Glen Ellyn, Ill./Glenbard West
Forward • 6-9 • 215

Season	G	FG-FGA	PCT	3P-3PA	PCT	FT-FTA	PCT	PTS	AVG
2008-09	31	83-178	.466	26-75	.347	35-47	.745	227	7.3
2009-10	34	217-473	.459	78-220	.355	107-138	.775	619	18.2
2010-11	32	176-366	.481	75-173	.434	104-147	.707	531	16.6
2011-12	33	228-492	.463	95-216	.440	110-146	.753	661	20.0
Totals	**130**	**704-1509**	**.467**	**274-684**	**.401**	**356-478**	**.745**	**2038**	**15.7**





DREW CRAWFORD — 1,920 Points

2

Naperville, Ill./Naperville Central
Guard/Forward • 6-5 • 215

Season	G	FG-FGA	PCT	3P-3PA	PCT	FT-FTA	PCT	PTS	AVG
2009-10	34	119-266	.447	51-149	.342	52-81	.642	341	10.0
2010-11	34	156-369	.423	53-162	.327	45-63	.714	410	12.1
2011-12	33	195-403	.484	61-148	.412	81-115	.704	532	16.1
2012-13	10	48-120	.400	17-46	.370	22-27	.815	135	12.8
2013-14	32	169-417	.405	50-153	.327	114-146	.781	502	15.7
Totals	**143**	**687-1575**	**.436**	**232-658**	**.353**	**314-432**	**.727**	**1920**	**13.4**



BILLY McKINNEY — 1,900 Points

3

Zion, Ill./Zion-Benton
Guard • 6-0 • 165

Season	G	FG-FGA	PCT	FT-FTA	PCT	PTS	AVG
1973-74	24	165-348	.474	48-60	.800	378	15.8
1974-75	26	199-422	.472	75-102	.735	473	18.2
1975-76	27	199-426	.467	135-163	.828	533	19.7
1976-77	25	205-449	.457	106-136	.779	516	20.6
Totals	**102**	**768-1645**	**.467**	**364-461**	**.790**	**1900**	**18.6**



EVAN ESCHMEYER — 1,805 Points

4

New Knoxville, Ohio/New Knoxville
Center • 6-11 • 255

Season	G	FG-FGA	PCT	FT-FTA	PCT	PTS	AVG
1995-96	27	94-168	.560	54-106	.509	242	9.0
1996-97	29	147-240	.613	116-178	.652	410	14.1
1997-98	27	200-328	.610	185-302	.613	585	21.7
1998-99	29	180-308	.584	208-273	.762	568	19.6
Totals	**112**	**621-1044**	**.595**	**563-859**	**.655**	**1805**	**16.1**

MICHAEL THOMPSON — 1,689 Points

5

Chicago, Ill./Lincoln Park
Guard • 5-10 • 190

Season	G	FG-FGA	PCT	3P-3PA	PCT	FT-FTA	PCT	PTS	AVG
2007-08	30	124-286	.434	45-104	.433	55-86	.640	348	11.6
2008-09	31	104-239	.435	48-115	.417	50-71	.704	306	9.9
2009-10	34	151-357	.423	88-214	.411	92-111	.829	482	14.2
2010-11	34	189-418	.452	95-242	.393	80-97	.825	553	16.3
Totals	**129**	**568-1300**	**.437**	**276-675**	**.409**	**277-365**	**.759**	**1689**	**13.1**



1,000-POINT SCORERS

BRYANT McINTOSH — 1,683 Points

6

Greensburg, Ind./Greensburg
Guard • 6-3 • 200

Season	G	FG-FGA	PCT	3P-3PA	PCT	FT-FTA	PCT	PTS	AVG
2014-15	32	134-318	.421	40-110	.364	58-68	.853	366	11.4
2015-16	32	161-381	.423	49-134	.366	70-85	.824	441	13.8
2016-17	36	199-493	.404	42-137	.307	94-108	.870	534	14.8
2017-18	29	127-327	.388	39-117	.333	49-58	.845	342	11.8
Totals	**100**	**494-1192**	**.414**	**131-381**	**.344**	**222-261**	**.851**	**1683**	**13.4**



JIM STACK — 1,583 Points

7

Oak Forest, Ill./St. Laurence
Forward • 6-8 • 215

Season	G	FG-FGA	PCT	3P-3PA	PCT	FT-FTA	PCT	PTS	AVG
1978-79	2	10-17	.588	—	—	10-10	1.000	30	15.0
1979-80	27	144-332	.434	—	—	60-78	.769	348	12.9
1980-81	26	138-314	.439	—	—	81-90	.900	357	13.7
1981-82	27	158-331	.477	—	—	85-102	.833	401	14.9
1982-83	30	173-373	.464	6-23	.261	95-116	.819	447	14.9
Totals	**112**	**623-1367**	**.456**	**6-23**	**.261**	**331-396**	**.836**	**1583**	**14.1**

VEDRAN VUKUSIC — 1,581 Points

8

Split, Croatia/Medical
Forward • 6-8 • 245

Season	G	FG-FGA	PCT	3P-3PA	PCT	FT-FTA	PCT	PTS	AVG
2001-02	25	46-90	.511	23-49	.469	13-24	.542	128	5.1
2002-03	DNP—injured								
2003-04	28	138-306	.451	59-154	.383	65-85	.765	400	14.3
2004-05	31	189-395	.478	67-186	.360	75-98	.765	520	16.8
2005-06	29	191-388	.492	63-175	.360	88-112	.786	533	19.0
Totals	**112**	**564-1179**	**.478**	**212-564**	**.375**	**241-319**	**.755**	**1581**	**14.1**



KEVIN RANKIN — 1,575 Points

9

De Pere, Wis./Abbot Pennings
Center • 6-11 • 267

Season	G	FG-FGA	PCT	3P-3PA	PCT	FT-FTA	PCT	PTS	AVG
1990-91	28	110-218	.505	1-1	1.000	99-131	.756	320	11.4
1991-92	28	133-286	.465	0-0	.000	133-160	.831	399	14.3
1992-93	27	147-281	.523	0-2	.000	119-163	.730	413	15.3
1993-94	29	163-326	.500	10-29	.345	107-141	.759	443	15.3
Totals	**112**	**553-1111**	**.498**	**11-32**	**.344**	**458-595**	**.770**	**1575**	**14.1**

CEDRIC NELOMS — 1,533 Points

10

Leighton, Ala./Colbert County
Forward • 6-5 • 195

Season	G	FG-FGA	PCT	3P-3PA	PCT	FT-FTA	PCT	PTS	AVG
1991-92	28	132-285	.463	3-4	.750	135-177	.763	402	14.4
1992-93	26	155-345	.449	8-28	.286	120-164	.732	438	16.8
1993-94	29	112-215	.521	0-7	.000	114-163	.699	338	11.7
1994-95	26	113-265	.426	4-26	.154	125-172	.727	355	13.7
Totals	**109**	**512-1110**	**.461**	**15-65**	**.231**	**494-676**	**.731**	**1533**	**14.1**

JITIM YOUNG — 1,521 Points

11

Chicago, Ill./Gordon Tech
Guard • 6-2 • 190

Season	G	FG-FGA	PCT	3P-3PA	PCT	FT-FTA	PCT	PTS	AVG
2000-01	30	95-235	.404	20-86	.233	53-78	.679	263	8.8
2001-02	29	131-299	.438	33-94	.351	55-103	.534	350	12.1
2002-03	29	140-288	.486	23-73	.315	86-135	.637	389	13.4
2003-04	29	182-341	.534	32-101	.317	123-190	.647	519	17.9
Totals	**117**	**548-1163**	**.471**	**108-354**	**.305**	**317-506**	**.627**	**1521**	**13.0**

TRE DEMPS — 1,518 Points

12

Concord, Calif./Ronald Reagan (San Antonio)
Guard • 6-3 • 202

Season	G	FG-FGA	PCT	3P-3PA	PCT	FT-FTA	PCT	PTS	AVG
2011-12	4	3-17	.176	2-8	.250	1-5	.200	9	2.3
2012-13	31	88-232	.379	34-100	.340	33-45	.733	243	7.8
2013-14	33	125-326	.383	48-140	.343	66-97	.680	364	11.0
2014-15	32	149-354	.421	55-154	.357	48-73	.658	401	12.5
2015-16	32	189-475	.398	72-217	.332	51-77	.662	501	15.7
Totals	**132**	**554-1404**	**.395**	**211-619**	**.341**	**199-297**	**.670**	**1518**	**11.5**

VIC LAW — 1,442 Points

13

South Holland, Ill./St. Rita
Forward • 6-7 • 200

Season	G	FG-FGA	PCT	3P-3PA	PCT	FT-FTA	PCT	PTS	AVG
2014-15	32	74-191	.387	27-76	.355	49-64	.766	224	7.0
2016-17	36	147-365	.403	59-148	.399	90-122	.738	443	12.3
2017-18	27	109-261	.418	51-133	.383	56-68	.824	325	12.0
2018-19	30	151-380	.397	56-166	.337	92-117	.786	450	15.0
Totals	**125**	**481-1197**	**.402**	**193-523**	**.369**	**287-371**	**.774**	**1442**	**11.5**

SHON MORRIS — 1,407 Points

14

Altoona, Iowa/Southeast Polk
Forward/Center • 6-9 • 226

Season	G	FG-FGA	PCT	3P-3PA	PCT	FT-FTA	PCT	PTS	AVG
1984-85	28	64-147	.435	—	—	45-58	.776	173	6.2
1985-86	27	153-297	.515	—	—	126-157	.803	432	16.0
1986-87	28	140-289	.484	3-6	.500	96-120	.800	379	13.5
1987-88	28	155-320	.484	9-27	.333	104-132	.788	423	15.1
Totals	**111**	**512-1053**	**.486**	**12-33**	**.364**	**371-467**	**.794**	**1407**	**12.7**





JIM BURNS — 1,368 Points

15

McLeansboro, Ill./McLeansboro
Guard • 6-4 • 190

Season	G	FG-FGA	PCT	FT-FTA	PCT	PTS	AVG
1964-65	24	167-403	.414	77-112	.687	411	17.1
1965-66	24	178-485	.366	129-186	.694	485	20.2
1966-67	22	177-396	.447	118-157	.752	472	21.5
Totals	**70**	**522-1284**	**.407**	**324-455**	**.712**	**1368**	**19.5**



1,000-POINT SCORERS



ROD ROBERSON — 1,347 Points

16

Elkhart, Ind./Central
Guard • 6-3 • 175

Season	G	FG-FGA	PCT	FT-FTA	PCT	PTS	AVG
1977-78	27	98-242	.404	62-96	.645	258	9.6
1978-79	27	109-266	.409	64-89	.719	282	10.4
1979-80	27	141-265	.532	61-80	.763	343	12.7
1980-81	27	173-399	.434	118-149	.792	464	17.2
Totals	**108**	**521-1172**	**.445**	**305-414**	**.737**	**1347**	**12.5**





JOE RUKLICK — 1,315 Points

17

Princeton, Ill./Princeton
Center • 6-9 • 205

Season	G	FG-FGA	PCT	FT-FTA	PCT	PTS	AVG
1956-57	22	141-353	.400	114-151	.755	396	18.0
1957-58	22	161-347	.464	92-137	.672	414	18.2
1958-59	22	183-404	.453	139-196	.709	505	23.0
Totals	**66**	**485-1104**	**.439**	**345-484**	**.713**	**1315**	**19.9**





DALE KELLEY — 1,310 Points

18

Galesburg, Ill./Galesburg
Guard • 5-11 • 180

Season	G	FG-FGA	PCT	FT-FTA	PCT	PTS	AVG
1967-68	19	112-299	.375	88-126	.698	312	16.4
1968-69	23	163-357	.457	90-125	.720	416	18.1
1969-70	24	209-473	.442	164-212	.774	582	24.3
Totals	**66**	**484-1129**	**.429**	**342-463**	**.739**	**1310**	**19.8**



CRAIG MOORE — 1,294 Points

19

Doylestown, Pa./Lawrenceville (N.J.) Prep
Guard • 6-3 • 185

Season	G	FG-FGA	PCT	3P-3PA	PCT	FT-FTA	PCT	PTS	AVG
2005-06	29	66-171	.386	54-152	.355	11-13	.846	197	6.8
2006-07	31	83-226	.367	59-180	.328	26-35	.743	251	8.1
2007-08	30	138-312	.442	97-242	.401	29-35	.829	402	13.4
2008-09	31	142-336	.423	110-271	.406	50-63	.794	444	14.3
Totals	**121**	**429-1045**	**.411**	**320-845**	**.379**	**116-146**	**.795**	**1294**	**10.7**



SCOTTIE LINDSEY — 1,270 Points

20

HIllside, Ill./Fenwick
Guard • 6-3 • 185

Season	G	FG-FGA	PCT	3P-3PA	PCT	FT-FTA	PCT	PTS	AVG
2014-15	31	51-126	.405	23-65	.354	11-17	.647	136	4.4
2015-16	31	71-163	.436	38-93	.409	17-23	.739	197	6.4
2016-17	32	163-384	.424	58-180	.322	68-81	.840	452	14.1
2017-18	32	169-424	.399	79-218	.362	68-82	.829	485	15.2
Total	**126**	**454-1097**	**.414**	**198-556**	**.356**	**164-203**	**.808**	**1270**	**10.1**

KEVIN COBLE — 1,203 Points

21

Scottsdale, Ariz./Scottsdale Christian Academy
Forward • 6-8 • 210

Season	G	FG-FGA	PCT	3P-3PA	PCT	FT-FTA	PCT	PTS	AVG
2006-07	29	156-316	.494	45-116	.388	31-39	.795	388	13.4
2007-08	21	130-270	.481	35-90	.389	39-48	.813	334	15.9
2008-09	31	179-379	.472	47-119	.395	76-99	.768	481	15.5
2009-10	DNP—injured								
Totals	**81**	**465-965**	**.482**	**127-325**	**.391**	**146-186**	**.785**	**1203**	**14.9**





ART AARON — 1,200 Points

22

Chicago, Ill./St. Ignatius
Guard/Forward • 6-8 • 200

Season	G	FG-FGA	PCT	3P-3PA	PCT	FT-FTA	PCT	PTS	AVG
1980-81	24	42-110	.382	—	—	37-55	.673	121	5.0
1981-82	27	80-157	.510	—	—	28-43	.651	188	7.0
1982-83	30	175-382	.458	12-41	.293	72-109	.661	434	14.5
1983-84	27	187-420	.445	—	—	83-120	.692	457	16.9
Totals	**108**	**484-1069**	**.453**	**12-41**	**.293**	**220-327**	**.673**	**1200**	**11.1**



PATRICK BALDWIN — 1,189 Points

23

Leavenworth, Kan./Leavenworth
Guard • 6-1 • 203

Season	G	FG-FGA	PCT	3P-3PA	PCT	FT-FTA	PCT	PTS	AVG
1990-91	28	140-280	.500	6-23	.261	83-109	.761	369	13.2
1991-92	14	62-120	.517	1-4	.250	30-36	.833	155	11.1
1992-93	25	116-274	.423	18-70	.257	66-75	.880	316	12.6
1993-94	29	138-289	.578	33-81	.407	40-57	.702	349	12.0
Totals	**96**	**456-963**	**.474**	**58-178**	**.326**	**219-277**	**.791**	**1189**	**12.4**

TODD LESLIE — 1,185 Points

24

Palatine, Ill./Fremd
Guard • 6-5 • 195

Season	G	FG-FGA	PCT	3P-3PA	PCT	FT-FTA	PCT	PTS	AVG
1989-90	28	35-88	.398	11-26	.423	42-49	.857	123	4.4
1990-91	28	132-287	.460	65-127	.512	63-79	.797	392	14.0
1991-92	28	101-225	.449	50-117	.427	53-64	.828	305	10.9
1993-94	29	113-278	.406	77-185	.416	62-77	.805	365	12.6
Totals	**113**	**381-878**	**.434**	**203-455**	**.446**	**220-269**	**.818**	**1185**	**10.5**



DERERK PARDON — 1,182 Points

25

Cleveland, Ohio/Villa Angela-St. Joseph
Center • 6-8 • 235

Season	G	FG-FGA	PCT	3P-3PA	PCT	FT-FTA	PCT	PTS	AVG
2015-16	20	53-82	.646	0-0	.000	27-51	.529	133	6.7
2016-17	28	102-167	.611	0-0	.000	37-68	.44	241	8.6
2017-18	32	143-231	.619	0-1	.000	75-122	.615	361	11.3
2018-19	32	173-303	.571	6-28	.214	95-139	.683	447	14.0
Totals	**112**	**471-783**	**.602**	**6-29**	**.207**	**234-380**	**.616**	**1182**	**10.6**

26 ALEX OLAH — 1,161 Points

Timisoara, Romania/Traders Point (Ind.) Christian Acad.
Center • 7-0 • 275

Season	G	FG-FGA	PCT	3P-3PA	PCT	FT-FTA	PCT	PTS	AVG
2012-13	31	76-183	.415	3-14	.214	35-60	.583	190	6.1
2013-14	33	112-220	.509	10-33	.303	66-97	.680	300	9.1
2014-15	32	135-278	.486	9-38	.237	95-127	.748	374	11.7
2015-16	26	116-221	.525	8-27	.296	57-83	.687	297	11.4
Totals	**122**	**439-902**	**.487**	**30-112**	**.268**	**253-367**	**.689**	**1161**	**9.5**



27 ANDRE GOODE — 1,155 Points

Rockford, Ill./East
Forward • 6-10 • 225

Season	G	FG-FGA	PCT	FT-FTA	PCT	PTS	AVG
1981-82	27	82-200	.410	44-64	.688	208	7.7
1982-83	30	120-254	.472	54-84	.643	294	9.8
1983-84	28	140-301	.465	21-37	.568	301	10.8
1984-85	28	157-392	.401	38-60	.633	352	12.6
Totals	**113**	**499-1147**	**.435**	**157-245**	**.641**	**1155**	**10.2**

28 BRIAN SCHWABE — 1,150 Points

Mercer Island, Wash./Mercer Island
Center • 6-9 • 229

Season	G	FG-FGA	PCT	FT-FTA	PCT	PTS	AVG
1985-86	27	90-194	.464	35-52	.673	215	8.0
1987-88	28	132-244	.541	56-87	.644	320	11.4
1988-89	28	143-268	.534	76-103	.738	362	11.9
1989-90	27	103-224	.460	47-77	.610	253	9.4
Totals	**110**	**468-930**	**.503**	**214-319**	**.671**	**1150**	**10.5**



29 FRANK EHMANN — 1,145 Points

Chicago, Ill./St. George
Forward • 6-3 • 180

Season	G	FG-FGA	PCT	FT-FTA	PCT	PTS	AVG
1951-52	22	53-190	.279	28-52	.538	134	6.1
1952-53	20	46-168	.274	35-65	.538	127	6.4
1953-54	21	140-363	.386	103-167	.617	383	18.2
1954-55	21	175-444	.394	151-234	.645	501	23.9
Totals	**84**	**414-1165**	**.355**	**317-518**	**.612**	**1145**	**13.6**



30 HAL GRANT — 1,123 Points

Argo, Ill./Argo
Forward • 6-6 • 200

Season	G	FG-FGA	PCT	FT-FTA	PCT	PTS	AVG
1951-52	20	49-127	.386	31-51	.608	129	6.5
1952-53	22	80-203	.394	51-77	.662	211	9.6
1953-54	22	121-285	.425	106-172	.617	348	15.8
1954-55	22	161-387	.416	113-185	.610	435	19.8
Totals	**86**	**411-1002**	**.410**	**301-485**	**.621**	**1123**	**13.1**

1,000-POINT SCORERS

TAVARAS HARDY — 1,122 Points

31

Joliet, Ill./Providence
Forward • 6-8 • 236

Season	G	FG-FGA	PCT	3P-3PA	PCT	FT-FTA	PCT	PTS	AVG
1998-99	29	92-208	.442	0-3	.000	16-46	.348	200	6.9
1999-00	30	87-203	.429	0-15	.000	68-106	.642	242	8.1
2000-01	30	110-238	.462	2-22	.091	100-142	.704	322	10.7
2001-02	29	128-280	.457	26-94	.277	76-155	.490	358	12.3
Totals	**118**	**417-929**	**.449**	**28-134**	**.209**	**260-449**	**.579**	**1122**	**9.5**



MARK SIBLEY — 1,113 Points

32

Rockford, Ill./West
Guard • 6-2 • 175

Season	G	FG-FGA	PCT	FT-FTA	PCT	PTS	AVG
1970-71	24	114-246	.463	100-121	.826	328	13.6
1971-72	23	128-283	.452	68-85	.800	324	14.0
1972-73	24	184-468	.393	93-118	.788	461	19.2
Totals	**71**	**426-997**	**.427**	**261-324**	**.806**	**1113**	**15.7**



WINSTON BLAKE — 1,072 Points

33

Plano, Texas/Plano Senior
Guard/Forward • 6-5 • 205

Season	G	FG-FGA	PCT	3P-3PA	PCT	FT-FTA	PCT	PTS	AVG
1999-00	30	39-131	.298	17-66	.258	22-29	.759	117	3.9
2000-01	30	121-316	.383	83-221	.376	33-50	.660	358	11.9
2001-02	29	126-312	.404	69-187	.369	72-90	.800	393	13.6
2002-03	28	66-198	.333	31-129	.240	41-60	.683	204	7.3
Totals	**117**	**352-957**	**.368**	**200-603**	**.332**	**168-229**	**.734**	**1072**	**9.2**





DON ADAMS — 1,066 Points

34

East Point, Ga./James Abrams
Forward • 6-6 • 220

Season	G	FG-FGA	PCT	FT-FTA	PCT	PTS	AVG
1967-68	23	118-318	.371	61-91	.670	297	12.9
1968-69	24	145-338	.429	89-122	.730	379	15.8
1969-70	24	150-324	.463	90-121	.743	390	16.3
Totals	**71**	**413-980**	**.421**	**240-334**	**.719**	**1066**	**15.0**

JEFF GROSE — 1,052 Points

35

Warsaw, Ind./Warsaw
Guard • 6-2 • 183

Season	G	FG-FGA	PCT	3P-3PA	PCT	FT-FTA	PCT	PTS	AVG
1985-86	27	70-186	.376	—	—	38-43	.884	178	6.6
1986-87	27	71-175	.406	25-55	.455	32-38	.842	199	7.4
1987-88	28	133-323	.412	50-136	.368	74-87	.851	390	13.9
1988-89	28	99-227	.436	50-120	.417	37-42	.881	285	10.2
Totals	**110**	**373-911**	**.409**	**125-311**	**.402**	**181-210**	**.862**	**1052**	**9.6**





36

RAY RAGELIS — 1,023 Points

East Chicago, Ill./East Chicago Washington
Forward • 6-4 • 200

Season	G	FG-FGA	PCT	FT-FTA	PCT	PTS	AVG
1948-49	21	n/a	n/a	n/a	n/a	264	12.6
1949-50	22	133-327	.407	72-125	.576	338	15.4
1950-51	22	146-354	.412	129-202	.638	421	19.1
Totals	**65**	**n/a**	**n/a**	**n/a**	**n/a**	**1023**	**15.7**





37

RICH FALK — 1,001 Points

Galva, Ill./Galva
Guard • 6-0 • 163

Season	G	FG-FGA	PCT	FT-FTA	PCT	PTS	AVG
1961-62	23	59-136	.434	22-39	.567	140	6.1
1962-63	24	146-309	.473	80-104	.769	372	15.5
1963-64	21	204-452	.451	81-106	.764	489	23.3
Totals	**68**	**409-897**	**.456**	**183-249**	**.735**	**1001**	**14.7**



ALL-TIME LETTERWINNERS

The listing of all-time men's basketball lettermen is as complete and accurate as historical records allow and includes only those players which earned a varsity letter; student-managers and trainers are not listed. The information on each student-athlete was compiled from media guides, programs, yearbooks and academic records. Corrections and additions are welcomed if they can be verified. Inquiries should be directed to Northwestern's athletic communications office.

Current players who have previously lettered are listed in bold.

A

Aaron, Art, 1981, 82, 83, 84
Abbott, James, 1928
Abrahamson, Kale, 2013, 14
Adams, Don, 1968, 69, 70
Adrianson, Rocky, 1982
Ajou, Chier, 2013
Aldrich, Anderson, 1912, 13, 14
Allen, Tony, 1975, 76, 77, 78
Allouche, Danny, 1999
Alsdorf, Greg, 1958
Ammons, Carvell, 1997
Anderson, Bobby, 1980, 81
Ash, Jordan 2016, 17,18
Ashbaugh, Bryan, 1972, 73, 74

B

Babbitt, George, 1913
Baggott, Robert, 1950
Baker, Edward, 1941
Baker, Ralph, 1925
Baldwin, Pat, 1991, 92, 93, 94
Baran, Nikola, 2008
Barr, James, 1947, 48, 49, 50
Bauer, Bill, 1972
Bauman, Max, 1933
Becker, Dick, 1959
Beckley, Tom, 1948, 49
Bellows, Franklin, 1917
Bellows, John, 1919, 20
Bender, Hiram, 1935, 36, 37
Bennett, Sidney, 1917
Benson, Barret 2017, 18, 19
Benson, George, 1940, 41, 42
Berg, Chris, 1984, 87
Berg, Steve, 1970, 71, 72
Bergherm, Russell, 1929, 30
Berry, Dick, 1957, 58, 59
Bielenberg, Douglas, 1950
Biever, John, 1952, 53, 54
Blackard, Jeff, 1980, 81
Blaha, Don, 1952, 53
Blake, Winston, 2000, 01, 02, 03
Blasius, Donald, 1949, 50, 51
Blume, Elmer, 1935, 36, 37
Boesen, Pete, 1976, 77, 78, 79
Bone, Dave, 1961, 62
Bonner, Julian, 1996, 97, 98, 99
Bood, Ed, 1957, 58
Booz, Edwin, 1912
Boswell, Clarence, 1910
Bradof, Jim, 1968, 69, 70
Brady, Bernard, 1951, 52
Bragiel, Jim, 1953, 54, 55
Branch, Joe, 1995, 96, 97, 98
Branch, Morel, 1984, 85, 86
Brandt, Chuck, 1959, 60, 62
Bresnahan, Dennis, 1968
Brewer, Donald, 1932, 33, 34
Brodnan, John, 1973, 74
Bromberg, Phil, 1955, 56, 57
Brooks, Richard, 1940
Brooks, Marc, 1988
Brotz, Don, 1988, 89, 90, 91
Brown, Don, 1963, 64, 65
Brown, Isiah 2017, 18
Buford, Terry, 1986, 87, 88, 89
Burke, Jason, 2000, 01, 02, 03
Burke, Sterling, 1967, 68, 69
Burns, Jim, 1965, 66, 67
Butherus, Albert, 1939, 40, 41

C

Cacciatore, Bill, 1960, 61, 62
Campbell, Floyd, 1958, 59, 60
Campbell, Mike, 1977, 78, 79, 80
Capocci, Mike, 2008, 09, 10, 11
Carle, Jerry, 1944, 47, 48
Carlisle, Geno, 1995, 96
Carroll, Randy, 1976, 77, 78, 79
Carter, Neil, 1946
Cartwright, Brad, 1974, 75, 77
Cedarstrom, James, 1950, 51, 52
Cerina, Nikola, 2013, 14
Chamberlain, Brian, 1995, 96
Christmann, William, 1924, 25, 26
Clary, Marty, 1982, 83
Clason, Henry, 1940, 41, 42
Clawson, Donald, 1940, 41, 42
Clawson, Frank, 1944, 45
Cobb, JerShon, 2011, 12, 14, 15
Coble, Kevin, 2007, 08, 09
Collier, Joe, 1952
Coté, Bernard, 2006
Cowden, Albert, 1905
Crandall, Don, 1969, 70, 71
Crawford, Drew, 2010, 11, 12, 14
Cressor, Paul, 1963
Cucuz, Bo, 1985, 86, 87, 88
Culbertson, John, 1907, 08
Culver, Nelson, 1933, 34
Cummins, Jim, 1965, 66, 67
Cunningham, Barclay, 1911, 12
Curfman, Chris, 1975
Curletti, Davide, 2009, 10, 11, 12
Currie, James, 1937, 38, 39
Curtis, Arthur, 1927

D

Daley, John, 1920
Dammeier, Terry, 1973, 74
Davis, Bernard, 1939
Davis, Dan, 1967, 68, 69
Day, Marlon, 2008, 09
Dean, Darreion, 1995
Dean, Randy, 1974
Dean, Rob, 1974
Dellefield, Larry, 1951, 52, 53
Demps, Tre, 2013, 14, 15, 16
Dennis, Larry, 1975
Deren, Brody, 2000
Diehl, Cleo, 1937
Dixon, Roy, 1983, 84, 85, 86
Dobbins, Lyle, 1978, 79
Doren, Walt, 1956
Dorner, Pierre, 1905
Douglass, Paul, 1970, 71, 72
Doyle, Tim, 2005, 06, 07
Drayton, Collier, 2000, 01, 02
Driscoll, John, 1916
Duerksen, Craig, 1995, 96
Duhart, Fred, 1955, 56, 57
Duvancic, Davor, 2002, 03, 04, 05

E

Egan, John, 1978, 79, 80, 81
Ehmann, Frank, 1952, 53, 54, 55
Eielson, Harry, 1919
Ellingwood, Lloyd, 1917, 18
Ellis, Harvey, 1914, 15, 16
Endsley, Jim, 1976, 78, 79
Eschmeyer, Evan, 1996, 97, 98, 99
Eschmeyer, Jeff, 1998, 99, 2000
Esser, Ted, 1942

F

Falk, Rich, 1962, 63, 64
Falzon, Aaron, 2016, 18, 19
Farber, Saul, 1931, 32
Feaman, Perry, 1939
Felt, George, 1944, 47
Fendley, Jake, 1949, 50, 51
Fenlon, Bill, 1976, 77, 78, 79
Fields, David, 1974, 75, 76, 77
Fine, Richard, 1938
Fisher, Lyle, 1934, 35
Fisher, Waldo, 1926, 27, 28
Flanagan, Joe, 1983, 84, 85, 86
Ford, Vern, 1967
Forss, Frank, 1932
Franzen, Vernon, 1921, 22, 23
Fruendt, Nick, 2009, 10, 11, 12
Fullen, Elliot, 1984, 85, 86, 87



BRYAN ASHBAUGH


PAUL DOUGLASS



ELLIOT FULLEN



JOE HARMSEN

RON KOZLICKI

RICK LOPOSSA

G

Gaines, Anthony, 2018, 19
Gamber, Terry, 1967, 68, 69
Gargas, Chester, 1936
Gerken, Arthur, 1938
Gesler, Wendell, 1917, 18
Gibbs, Bill, 1961, 62, 63
Gibson, Brian, 1977, 78, 79, 80
Giusfredi, Albert, 1950, 51
Gleichmann, Harold, 1927, 28, 29
Glenn, John, 1934, 35, 36
Goldstein, Edwin, 1950
Goode, Andre, 1982, 83, 84, 85
Gorman, Larry, 1991
Grady, Bob, 1979, 80, 81, 82
Graham, Alva, 1924
Graham, Otto, 1942, 43, 44
Grant, Harold, 1952, 53, 54, 55
Greaves, Joseph, 1925
Greer, Jerry, 1958, 59, 60
Greer, Ryan, 2019
Grier, Josh, 2004
Grose, Jeff, 1986, 87, 88, 89

H

Haas, John, 1928, 29
Hachad, Mohamed, 2003, 04, 05, 06
Hails, Robert, 1930
Hale, Hilton, 1975, 76
Hall, Charlie, 2016, 17, 18, 19
Halquist, Ted, 1951
Hanlon, Sean, 1997
Hanselman, Ben, 1932
Hansen, Denny, 1962, 63, 64
Hardy, Tavaras, 1999, 2000, 01, 02
Harlow, Hayden, 1929
Harman, Lester, 1938, 39, 40
Harmsen, Joe, 1996, 97, 98, 99
Harris, Napoleon, 1998
Hart, James, 1946
Hartless, Rod, 1958, 59
Hasse, Clarence, 1941, 42, 43
Hathaway, Earl, 1927
Haunty, Jake, 1991
Hearn, Reggie, 2010, 11, 12, 13
Hedstrom, Burt, 1947
Heinemeyer, Floyd, 1919
Heise, Tom, 1991
Henneberry, Kyle, 1997
Hentz, Barry, 1970, 71, 72
Heppes, Donald, 1924
Heren, Hubert, 1908, 09, 10
Hildebrand, Bob, 1974, 75, 76, 77
Hiser, David, 1974, 75, 76, 77
Hoeveler, Justin, 2006
Hoffman, Gildea, 1924
Holmes, David, 1989, 90
Holmes, Elmer, 1914
Holmes, Willard, 1921, 22, 23
Hook, Jay, 1956, 57
Horvatich, Walter, 1949, 50, 51
Houlihan, Patrick, 2006, 07, 08, 09
Howell, Charles, 1990, 91, 92, 93
Howland, Frank, 1944
Hubbard, Clifford, 1910
Hubbell, Reader, 1917, 18
Hughes, Langston, 2000
Hughes, Robert, 1947, 48, 49
Hurley, Terry, 1967, 68, 69
Husar, Erwin, 1942

I

Ivankovich, Dan, 1984

J

Jackson, Don, 1963, 64, 65
Jackson, Randy, 1973, 74
Jake, Robert, 1942, 43
Jenkins, Michael, 1980, 81, 82, 83
Jenkins, Michael, 2002, 04, 05, 06
Jennings, Aaron, 2000, 01, 02, 03
Jerdan, Myles, 1969, 70, 71
Jimenez, Omar, 2012, 13
Johnson, Ben, 2000, 01
Johnson, Dick, 1957, 58, 59
Johnson, Douglas, 1910
Johnson, Elmer, 1931, 32, 33
Johnson, Fred, 1945
Johnson, Jevon, 1994, 95, 96, 97
Johnson, Russell, 1924
Johnsos, Luke, 1927, 28
Jones, Paul, 1936
Jones, Willie, 1958, 59, 60
Joost, Eric, 1984, 85
Jung, Brian, 1979, 80

K

Kachan, Kevin, 1972, 73, 74
Kammrath, Matt, 1997, 98, 99
Karstens, John, 1924, 25
Kauber, Warren, 1959
Kawal, Albert, 1933, 34, 35
Keeley, Phil, 1962, 63, 64
Kelley, Dale, 1968, 69, 70
Kennedy, Joe, 2004, 05, 06, 07
Kershaw, George, 1924, 25
Kincaid, Herbert, 1915, 16
King, LeRoy, 1946
Kirkpatrick, Kip, 1991, 92, 93, 94
Klaas, Bob, 1976, 77, 78, 79
Klein, Richard, 1940
Koble, Robert, 1939
Koehler, Robert, 1918
Kopp, Miller, 2019
Kozlicki, Ron, 1965, 66, 67
Kreamer, Tommy, 1993
Kreft, Dan, 1994, 95, 96
Kreisberg, Jeremiah, 2015
Kruger, Donald, 1940, 41, 42
Kruse, James, 1950, 51
Kurka, Larry, 1952, 53, 54

L

Lambiotte, Walker, 1989, 90
Lamke, Earl, 1910, 11, 12
Lamke, Raymond, 1911, 12, 13
Lane, Edwin, 1920
Langenstein, Chester, 1920
Law, Vic, 2015, 17, 18, 19
LeBuhn, Rob, 1952, 53, 54
Lepore, Steve, 1999, 2000
Leslie, Todd, 1990, 91, 92, 94
Levering, Gordon, 1959
Levison, George, 1927
Ligare, Victor, 1918, 19, 20
Lindgren, Charles, 1946
Lindsey, Scottie, 2015, 16, 17, 18
Ling, Tony, 1992, 93
Lockhart, Robert, 1930, 32
Lofgren, Philip, 1945, 46, 47
Long, Drew, 2002
Loposssa, Rick, 1962, 63, 64
Lose, Glen, 1955, 56, 57
Lounsberry, Jackson, 1991
Ludy, Perry, 1971
Lumpkin, Sanjay, 2014, 15, 16, 17
Lumpkins, Larry, 1979, 80
Lund, Arnold, 1926
Lutgens, Ken, 1961, 62, 63
Lyman, George, 1921

M

MacDonald, Edward, 1930
MacTaggart, Robert, 1946
Maddock, George, 1948, 49
Malnati, Tino, 2018, 19
Manske, Edgar, 1933, 34
Mantis, Nick, 1957, 58, 59
Marcotullio, Alex, 2010, 11, 12, 13
Marifke, Jerry, 1976, 77, 78, 79
Marquardt, Allen, 1917, 18, 19
Marshall, Frank, 1924, 25, 26
Marshall, Harry, 1946
Martz, John, 1965, 66
Marvil, Dallas, 1930
Mason, Rich, 1965
Mast, Dick, 1955, 56, 57
Matthews, Frank, 1924, 25, 26
McAllister, Robert, 1939
McAnnally, Jess, 1935
McCants, Ed, 2001
McCarnes, Donald, 1941
McCarnes, Robert, 1930, 31, 32
McIntosh, Bryant, 2015, 16, 17, 18
McJohnston, Harrison, 1905
McKenzie, Harold, 1921, 22, 23
McKinney, Billy, 1974, 75, 76, 77
McMichael, Mike, 1936, 37, 38
McMillen, Arnold, 1943
Melchoir, Charles, 1938, 39, 40
Melchior, Jean-Marc, 2006, 07, 08
Mercer, Guy, 1935, 36, 37
Milam, Dave, 1966
Milam, Dick, 1974, 75
Miller, Clarence, 1905
Miller, John, 1961, 62, 63

ALL-TIME LETTERWINNERS

Miller, Robert, 1905
Mirkovic, Luka, 2009, 10, 11, 12
Moeller, Kenneth, 1934
Molnar, Aron, 1997, 98, 99
Montgomery III, James, 2012, 13, 14
Moonshower, Marvin, 1933
Moran, Barry, 1970, 71, 72
Moore, Craig, 2006, 07, 08, 09
Morris, John, 1945
Morris, Max, 1945, 46
Morris, Shon, 1985, 86, 87, 88
Morse, Edson, 1933
Mottram, Joe, 1952
Mundy, Merrill, 1929, 30
Murray, Colin, 1981, 82, 84, 85

N

Nagode, Jake, 1936, 37, 38
Nance, Pete, 2019
Nash, Jeremy, 2007, 08, 09, 10
Neloms, Cedric, 1992, 93, 94, 95
Nelson, Jerry, 1964, 65, 66
Neufer, Eisten, 1947
Newby, Clarence, 1915
Newman, David, 1999, 2000
Nichols, Austin, 2010, 11
Nixon, Kevin, 1990
North, Bill, 1958, 59, 60
Norton, John, 1945

O

Okrzesik, Jason, 2007, 08
Olah, Alex, 2013, 14, 15, 16
Osborne, Robert, 1941
Otis, Joe, 1972, 73, 74
Owen, Carl, 1927

P

Palmer, Charles, 1921
Pardon, Dererk, 2016, 17, 18, 19
Park, Lawrence, 1913
Parker, T.J., 2003, 04, 05
Paterson, James, 1921, 22, 23
Patterson, Frank, 1915, 16
Pedersen, Evan, 1989, 90
Peljusic, Ivan, 2008, 09, 10, 11
Pendergrast, Delbert, 1935, 36
Pendleton, Robert, 1933
Perry, Chester, 1933
Peterson, John, 1982, 83, 84, 85
Petrancek, Frank, 1952, 53, 54
Petrovic, Milan, 1985, 86, 87, 88
Pettit, Lloyd, 1945
Piper, Robert, 1910, 11
Pitts, Brian, 1983, 84, 86, 87
Pitts, Jim, 1964, 65, 66
Poetter, Erwin, 1941
Polite, Don, 1987, 88, 89, 90
Pomeday, Nate, 1996, 97, 98, 99
Porth, Victor, 1940
Potter, Tom, 1961
Preston, Tom, 1969, 70, 71
Printen, John, 1965

Q

Queen, Aaric, 1991, 92
Quinter, Alvine, 1926

R

Rader, Allan, 1907, 08
Radtke, Ed, 1962
Ragelis, Edward, 1951, 52
Ragelis, Ray, 1949, 50, 51
Rankin, Kevin, 1991, 92, 93, 94
Rathel, Gaddis, 1980, 81, 82, 83
Rayford, T.J., 1992, 93, 94
Reece, Lucis, 1988, 89, 90, 91
Reeves, Mike, 1968, 69, 70
Reiff, Joseph, 1931, 32, 33
Reinert, Jim, 1977
Richardson, Clarence, 1982, 83, 84, 85
Rickards, Sterling, 1933
Riel, Bert, 1929, 30, 31
Riessen, Marty, 1962, 63, 64
Roberson, Rod, 1978, 79, 80, 81
Robinson, Adam, 2000
Rosenfeld, Milton, 1933, 34, 35
Ross, Bryan, 1987, 88, 89
Ross, Harry, 1907, 08, 09
Ross, Rob, 1989, 90
Rothrock, John, 1945
Rowley, Kyle, 2009, 10
Ruklick, Joe, 1957, 58, 59
Rusch, Robert, 1926, 27, 28
Ryan, Jeff, 2007, 08, 09, 11

S

Sabine, Dick, 1937
Sarno, Jim, 1968, 69, 70
Saunders, Charles, 1920, 21, 22
Saunders, Larry, 1968
Saviano, Rocky, 1986
Scanlan, George, 1911, 12, 13
Schadler, Bernard, 1944, 45, 47
Schaefer, Dick, 1965
Schneberger, George, 1915
Schnepp, Tom, 1981
Schner, Larry, 1981, 82
Schultz, Harold, 1929
Schultz, Paul, 1981, 82, 83, 84
Schulz, Bill, 1956, 57
Schumacher, Ronald, 1943, 44
Schwabe, Brian, 1986, 88, 89, 90
Scott, Vince, 2004, 05, 06, 07
Seacat, Evan, 2003, 04, 05, 06
Seder, Arthur, 1941
Sharer, Charles, 1913
Sharer, Dwight, 1922
Sharp, Nathan, 1914
Shepard, Robert, 1939, 40
Shoger, Ron, 1970, 71, 72
Shurna, John, 2009, 10, 11, 12
Sibley, Mark, 1971, 72, 73
Sickels, Duane, 1944, 45
Simpson, Eric, 1991, 92, 93, 94
Skelly, Gavin, 2015, 16, 17, 18
Smith, Arthur, 1931, 32
Smith, Jean, 1936, 37, 38
Snyder, Brad, 1959, 60, 61
Sobolewski, Dave, 2012, 13, 14, 15
Soltau, Thomas, 2002
Spoerer, Edward, 1934
Stack, Jim, 1980, 81, 82, 83
Steger, Matt, 2007, 08, 09, 10
Stegman, Walter, 1923, 24
Sticklen, William, 1948, 49
Stillwell, Jack, 1955
Stoeppelwerth, Walt, 1953, 54, 55
Strumillo, Chester, 1947, 48, 49
Stuntzner, Dave, 1958
Styles, Phil, 1988, 89
Sund, Rick, 1971, 72, 73
Sutton, Jerry, 1967, 68, 69
Svete, Bob, 1975, 76, 77
Swift, George, 1907, 08, 09
Swopshire, Jared, 2013

T

Taphorn, Nathan 2014, 15, 16, 17
Taylor, Clinton, 1931
Taylor, Ryan 2019
Teasley, Tim, 1973, 74, 75, 76
Teigeler, Fred, 1919
Thomas, Chuck, 1957
Thompson, David, 1910, 11
Thompson, Michael, 2008, 09, 10, 11
Thompson, Mike, 2005
Tiberi, Walt, 1965, 66, 67
Tolic, Ivan, 2004, 07
Tourek, Charles, 1946, 47, 48
Towne, Patrick, 2001, 02, 03
Trenkle, Fred, 1936, 37, 38
Trompeter, Dennis, 1975, 76
Tucker, Dustin, 1907
Turner, A.J., 2019
Turner, Donald, 1940
Turner, Mike, 2013

U

Uebele, Herman, 1956, 57
Underhill, Marshall, 1916, 17, 18

NICK MANTIS

ALEX MARCOTULLIO



FRANK PETRANCEK

MICHAEL THOMPSON



BOB VOIGTS



RALPH WELLS

V

van Zegeren, Joey, 2016
Vance, Addington, 1939, 40
Vana, John, 1997
Vance, Norman, 1935, 36, 37
Vassar, Johnnie, 2015
Vehe, Walter, 1914
Vodick, Nick, 1943, 44
Voigts, Robert, 1937, 38, 39
Vukusic, Vedran, 2002, 04, 05, 06

W

Wall, Chris, 1975, 76, 77, 78
Wallace, James, 1973, 75, 76
Walter, Russell, 1928, 29, 30
Walters, Rex, 1989, 90
Ward, John, 1944, 47, 48
Warren, Phil, 1957, 58, 59
Watts, Shawn, 1984, 85, 86, 87
Weatherby, C., 1913
Weaver, Mike, 1966, 67, 68
Weinberger, Albert, 1905
Wells, Burman, 1907
Wells, Greg, 1972, 73, 75
Wells, Harry, 1911, 12, 13
Wells, Ralph, 1960, 61, 62
Welsh, John, 1941
Wendland, Russell, 1941, 42, 43
Werts, Clarence, 1911
Wessling, Homer, 1908, 09
Wheeler, Emerson, 1946
Whelan, John, 1931
White, Harold, 1925, 26
Whittle, Glenn, 1914, 15, 16
Whittle, Harold, 1913, 14
Wilcox, Robert, 1918, 19, 20
Wilkins, Albert, 1933, 34, 35
Williams, Sterling, 2006, 07, 08, 09
Williams, Willie, 1974, 75
Wink, Sean, 1998, 99
Woislaw, Bill, 1961, 62, 63
Wood, Bob, 1964
Worland, Donald, 1936
Worthington, Tom, 1947, 48, 49
Wright, Frank, 1945
Wyss, Tim, 1986, 87

Y

Yonke, Bret, 1993
Young, Albert, 1940
Young, George, 1919, 20
Young, Jitim, 2001, 02, 03, 04

Z

Zuravleff, Joe, 1947, 48

POSTSEASON RESULTS

BIG TEN TOURNAMENT HISTORY

1998 (Chicago)
3/5 #8 Minnesota vs. #9 Northwestern ..... L, 64-56

1999 (Chicago)
3/4 #8 Northwestern vs. #9 Penn State ..... W, 54-44
3/5 #1 Michigan State vs. #11 Northwestern ..... L, 61-59

2000 (Chicago)
3/9 #6 Wisconsin vs. #11 Northwestern ..... L, 51-41

2001 (Chicago)
3/8 #6 Iowa vs. #11 Northwestern ..... L, 72-55

2002 (Indianapolis)
3/7 #7 Northwestern vs. #10 Michigan ..... L, 72-51

2003 (Chicago)
3/13 #10 Northwestern vs. #7 Minnesota ..... W, 76-64
3/14 #2 Illinois vs. #10 Northwestern ..... L, 94-65

2004 (Indianapolis)
3/11 #6 Northwestern vs. #11 Penn State ..... W, 57-52
3/12 #3 Michigan State vs. #6 Northwestern ..... L, 68-55

2005 (Chicago)
3/10 #8 Northwestern vs. #9 Michigan ..... W, 58-56
3/11 #1 Illinois vs. #8 Northwestern ..... L, 68-51

2006 (Indianapolis)
3/7 #8 Penn State vs. #9 Northwestern ..... L, 60-42

2007 (Indianapolis)
3/8 #7 Michigan State vs. #10 Northwestern ..... L, 62-57

2008 (Indianapolis)
3/13 #6 Minnesota vs. #11 Northwestern ..... L, 55-52

2009 (Indianapolis)
3/12 #8 Minnesota vs. #9 Northwestern ..... L, 66-53

2010 (Indianapolis)
3/11 #7 Northwestern vs. #10 Indiana ..... W, 73-58
3/12 #2 Purdue vs. #7 Northwestern ..... L, 69-61

2011 (Indianapolis)
3/10 #8 Northwestern vs. #9 Minnesota ..... W, 75-65
3/11 #1 Ohio State vs. #8 Northwestern ..... L, 68-61 (OT)

2012 (Indianapolis)
3/8 #7 Northwestern vs. #10 Minnesota ..... L, 75-68 (OT)

2013 (Chicago)
3/14 #6 Iowa vs. #11 Northwestern ..... L, 73-59

2014 (Indianapolis)
3/13 #6 Iowa vs. #11 Northwestern ..... W, 67-62
3/14 #3 Michigan State vs. #11 Northwestern ..... L, 67-51

2015 (Chicago)
3/12 #7 Indiana vs. #10 Northwestern ..... L, 71-56

2016 (Indianapolis)
3/10 #8 Michigan vs. #9 Northwestern ..... L, 72-70 (OT)

2017 (Washington D.C.)
3/9 #6 Northwestern vs. #14 Rutgers ..... W, 83-61
3/10 #3 Maryland vs. #6 Northwestern ..... W, 72-64
3/11 #2 Wisconsin vs. #6 Northwestern ..... L, 76-48

2018 (New York, N.Y.)
3/1 #10 Northwestern vs. #7 Penn State ..... L, 65-57

2019 (Chicago, Ill.)
3/13 #14 Nothwestern vs. # 11 Illinois ..... L, 74-69 (OT)

NCAA TOURNAMENT HISTORY

2017 (Salt Lake City)
3/16 #8 Northwestern vs. #9 Vanderbilt ..... W, 68-66
3/18 #1 Gonzaga vs. #8 Northwestern ..... L, 79-73

NATIONAL INVITATION TOURNAMENT HISTORY

1983
3/17 Northwestern vs. Notre Dame* ..... W, 71-57
3/21 Northwestern at DePaul ..... L, 65-63

1994
3/16 Northwestern vs. DePaul ..... W, 69-68
3/21 Northwestern vs. Xavier ..... L, 83-79 (OT)

1999
3/10 Northwestern at DePaul ..... L, 69-64

2009
3/18 Northwestern at Tulsa ..... L, 68-59

2010
3/17 Northwestern at Rhode Island ..... L, 76-64

2011
3/16 Northwestern vs. Milwaukee ..... W, 70-61
3/19 Northwestern at Boston College ..... W, 85-67
3/23 Nortwestern at Washington State ..... L, 69-66 (OT)

2012
3/13 Northwestern vs. Akron ..... W, 76-74
3/16 Northwestern at Washington ..... L, 76-55

BRYANT McINTOSH scored 25 points in Northwestern's first NCAA tournament game, a 68-66 victory over Vanderbilt March 16, 2017 in Salt Lake City, Utah.