



## 2011 PHILLIPS 66 BIG 12 CHAMPIONSHIP NOTEBOOK





# 2011 PHILLIPS 66 BIG 12 MEN'S BASKETBALL CHAMPIONSHIP

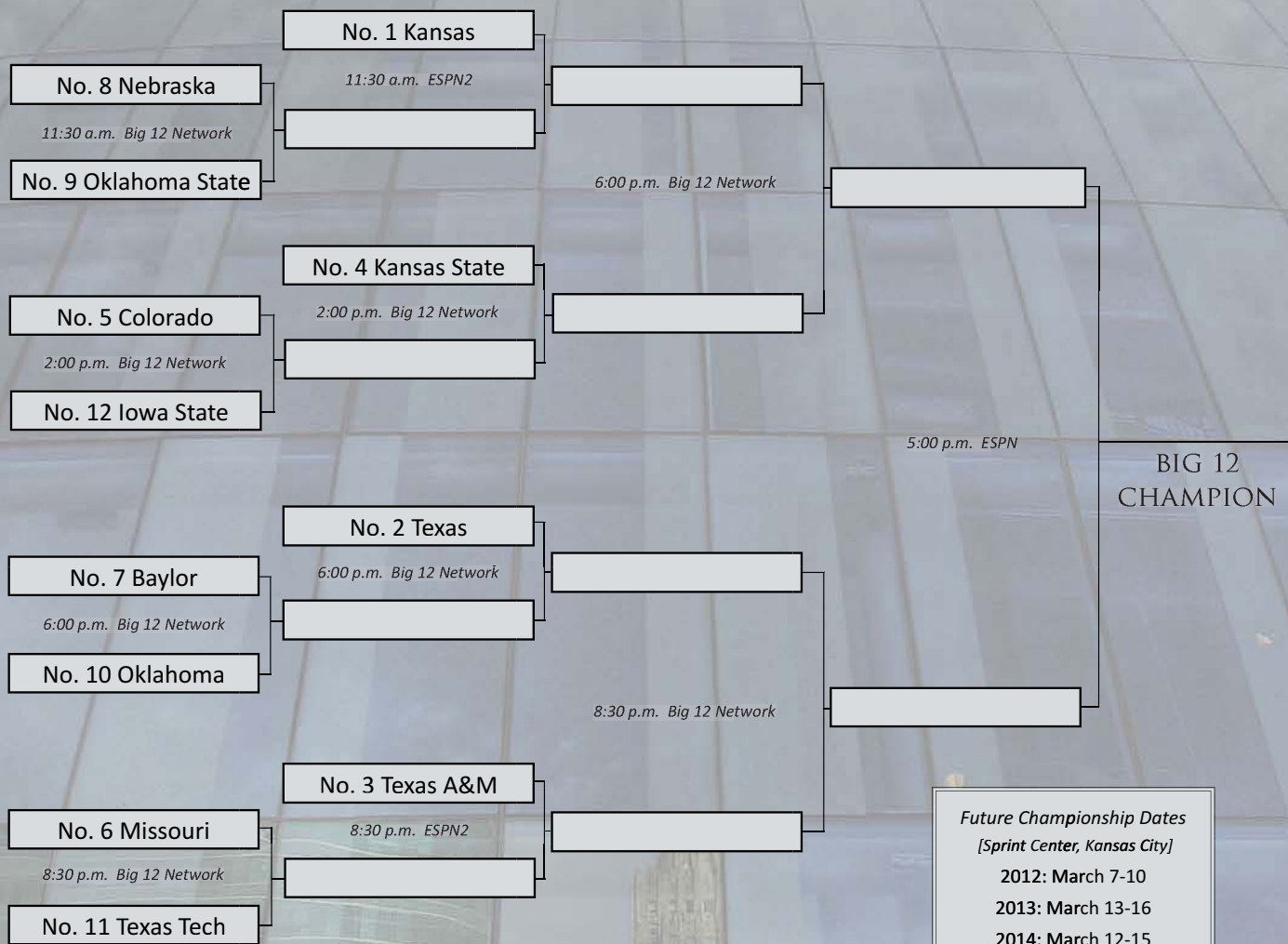
SPRINT CENTER ♦ KANSAS CITY, MISSOURI

FIRST ROUND  
WEDNESDAY  
MARCH 9

QUARTERFINALS  
THURSDAY  
MARCH 10

SEMIFINALS  
FRIDAY  
MARCH 11

FINAL  
SATURDAY  
MARCH 12



All times Central. Times and network lineups are subject to change.  
Telecasts on the Big 12 Network are syndicated by ESPN Regional Television throughout Big 12 markets.  
All Big 12 Network games will be carried outside conference markets on ESPN Full Court and ESPN3.com

## BAYLOR'S BIG 12 CHAMPIONSHIP HISTORY

### CHAMPIONSHIP NOTES

- Baylor is the No. 7 seed for the first time in Big 12 Championship history.
- Baylor will play Oklahoma for the first time in Big 12 Championship history.
- Baylor is 9-13 all-time in the Big 12 Championship and 5-6 under head coach **Scott Drew**.
- Baylor is 1-2 all-time at Sprint Center, 8-15 all-time in Kansas City, 5-9 in Big 12 Championship games held in Kansas City and has lost five of its last six games in Kansas City.
- BU is 3-2 in Big 12 Championship play as higher seed.
- BU is 5-7 all-time in Big 12 Championship first-round games.
- Baylor is the only team in the Big 12 era to defeat two No. 1 seeds at the Big 12 Championship (2001, 2009).

### BAYLOR AT THE BIG 12 CHAMPIONSHIP

#### 1997 Big 12 Tournament (Kansas City Mo.)

March 6 First Round [8] Oklahoma State 80, [9] Baylor 66

#### 1998 Big 12 Tournament (Kansas City Mo.)

March 5 First Round [5] Baylor 66, [12] Texas A&M 63

March 6 Quarterfinals [4] Nebraska 65, [5] Baylor 61

#### 1999 Big 12 Tournament (Kansas City Mo.)

March 4 First Round [5] Oklahoma State 83, [12] Baylor 57

#### 2000 Big 12 Tournament (Kansas City Mo.)

March 9 First Round [9] Baylor 63, [8] Nebraska 55

March 10 Quarterfinals [1] Iowa State\* 76, [9] Baylor 64

#### 2001 Big 12 Tournament (Kansas City Mo.)

March 8 First Round [8] Baylor 86, [9] Colorado 84 (ot)

March 9 Quarterfinals [8] Baylor 62, [1] Iowa State 49

March 10 Semifinals [4] Texas 76, [8] Baylor 62

#### 2002 Big 12 Tournament (Kansas City Mo.)

March 7 First Round [7] Kansas State 74, [10] Baylor 73 (ot)

#### 2003 Big 12 Tournament (Dallas, Texas)

March 13 First Round [7] Texas Tech 68, [10] Baylor 65

**2004** did not participate

#### 2005 Big 12 Tournament (Kansas City Mo.)

March 10 First Round [5] Iowa State 77, [12] Baylor 75

#### 2006 Big 12 Championship (Dallas, Texas)

March 9 First Round [5] Colorado 65, [12] Baylor 61

#### 2007 Big 12 Championship (Oklahoma City, Okla.)

March 8 First Round [11] Baylor 97, [6] Missouri 83

March 9 Quarterfinals [3] Texas 74, [11] Baylor 69

#### 2008 Big 12 Championship (Kansas City Mo.)

March 13 First Round [12] Colorado 91, [5] Baylor 84 (2ot)

#### 2009 Phillips 66 Big 12 Championship (Oklahoma City, Okla.)

March 11 First Round [9] Baylor 65, [8] Nebraska 49

March 12 Quarterfinals [9] Baylor 71, [1] Kansas 64

March 13 Semifinals [9] Baylor 76, [5] Texas 70

March 14 Final [3] Missouri\* 73, [9] Baylor 60

#### 2010 Phillips 66 Big 12 Championship (Kansas City, Mo.)

March 11 Quarterfinals [3] Baylor 86, [6] Texas 67

March 12 Semifinals [2] Kansas State 82, [3] Baylor 75

\* Big 12 tournament champions

## SERIES RECORD BY OPPONENT

### COLORADO (1-2)

2001 W, 86-84 (ot) first round

2006 L, 61-65 first round

2008 L, 84-91 (2ot) first round

### IOWA STATE (1-2)

2000 L, 64-76 quarterfinals

2001 W, 62-49 quarterfinals

2005 L, 57-77 first round

### KANSAS (1-0)

2009 W, 71-64 quarterfinals

### KANSAS STATE (0-2)

2002 L, 73-74 (ot) first round

2010 L, 75-82 semifinals

### MISSOURI (1-1)

2007 W, 97-83 first round

2009 L, 60-73 final

### NEBRASKA (2-1)

1998 L, 61-65 quarterfinals

2000 W, 63-55 first round

2009 W, 65-49 first round

### OKLAHOMA

never met

### OKLAHOMA STATE (0-2)

1997 L, 66-80 first round

1999 L, 57-83 first round

### TEXAS (2-2)

2001 L, 62-76 semifinals

2007 L, 69-74 quarterfinals

2009 W, 76-70 semifinals

2010 W, 86-67 quarterfinals

### TEXAS A&M (1-0)

1998 W, 66-63 first round

### TEXAS TECH (0-1)

2003 L, 65-68 first round

# BIG 12 CHAMPIONSHIP RECORDS

## BAYLOR INDIVIDUAL

### GAME

**Minutes:** 43 — twice; Curtis Jerrells vs. Colorado, 3/13/08;  
DeMarcus Minor vs. Colorado, 3/8/01  
**Points:** 31 — Curtis Jerrells vs. Missouri, 3/8/07  
**Field Goals Made:** 12 — twice; Curtis Jerrells vs. Missouri, 3/8/07;  
Kish Lewis vs. Oklahoma State, 3/4/99  
**Field Goals Attempted:** 24 — DeMarcus Minor vs. Iowa State, 3/9/01  
**Field Goal Percentage [minimum 9 attempts]:**  
70.6 — Curtis Jerrells vs. Missouri, 3/8/07 [12-of-17]  
**3-Point Field Goals Made:** 6 — twice; **LaceDarius Dunn vs. Kansas, 3/14/09;**  
Kenny Taylor vs. Texas Tech, 3/13/03  
**3-Point Field Goals Attempted:** 10 — **LaceDarius Dunn vs. Kansas State, 3/12/10**  
**Field Goal Percentage [minimum 6 attempts]:**  
66.6 — Tevis Stukes vs. Nebraska, 3/9/00 [4-of-6]  
**Most Free Throws Made:** 13 — DeMarcus Minor vs. Colorado, 3/8/01  
**Most Free Throws Attempted:** 15 — DeMarcus Minor vs. Colorado, 3/8/01  
**Free Throw Percentage [minimum 15 attempts]:**  
86.7 — DeMarcus Minor vs. Colorado, 3/8/01 [13-of-15]  
**Rebounds:** 20 — Kevin Rogers vs. Nebraska, 3/11/09  
**Offensive Rebounds:** 7 — Terry Black vs. Colorado, 3/8/01  
**Defensive Rebounds:** 18 — Kevin Rogers vs. Nebraska, 3/11/09  
**Assists:** 7 — three times; **LaceDarius Dunn vs. Texas, 3/11/10;**  
Wendell Greenleaf vs. Kansas State, 3/7/02; DeMarcus Minor vs. Iowa State, 3/9/01  
**Blocked Shots:** 8 — John Flippen vs. Nebraska, 3/9/00  
**Steals:** 6 — Wendell Greenleaf vs. Colorado, 3/8/01  
**Turnovers:** 7 — Roscoe Biggers vs. Iowa State, 3/10/05

### CAREER

**Games Played:** 9 — Tweety Carter, 2007-10  
**Games Started:** 9 — Tweety Carter, 2007-10  
**Minutes:** 295 — Tweety Carter, 2007-10  
**Minutes Per Game [minimum 2 games played]:**  
38.0 — DeMarcus Minor, 2000-01 [190 minutes in five games]  
**Points:** 148 — Curtis Jerrells, 2006-09  
**Field Goals Made:** 52 — Curtis Jerrells, 2006-09  
**Field Goals Attempted:** 112 — Curtis Jerrells, 2006-09  
**Field Goal Percentage [minimum 5 made/game]:**  
60.0 — R.T. Guinn, 2002-03 [12-of-20]  
**3-Point Field Goals Made:** 16 — Curtis Jerrells, 2006-09  
**3-Point Field Goals Attempted:** 48 — Curtis Jerrells, 2006-09  
**3-Point Field Goal Percentage [minimum 2 made/game]:**  
54.5 — twice; Kenny Taylor, 2003; Logan Kosmalski, 2000-01 [6-of-11]  
**Most Free Throws Made:** 31, DeMarcus Minor (2000-01)  
**Most Free Throws Attempted:** 38, DeMarcus Minor (2000-01)  
**Free Throw Percentage [minimum 2.5 made/game]:**  
84.4 — **LaceDarius Dunn, 2008-present** [27-of-32]  
**Rebounds:** 66 — Kevin Rogers, 2006-09  
**Rebounds Per Game:** 11.3 — Kish Lewis, 1998-99 [34 rebounds in three games]  
**Assists:** 28 — Curtis Jerrells, 2006-09  
**Assists Per Game [minimum 2 games played]:**  
5.2 — DeMarcus Minor, 2000-01 [26 assists in five games]  
**Blocked Shots** 12 — Brian Skinner, 1997-98  
**Steals:** 13 — **LaceDarius Dunn, 2008-present**  
**Steals Per Game [minimum 2 games played]:**  
2.7 — Kish Lewis (1998-99) [eight steals in three games]  
**Turnovers:** 22 — Curtis Jerrells, 2006-09  
**Personal Fouls:** 25 — Mamadou Diene, 2006-09  
**Foul Outs:** 3 — Mamadou Diene, 2006-09

## BAYLOR TEAM

### GAME

**Points:** 97 — vs. Missouri, 3/8/07  
**Field Goals Made:** 34 — vs. Missouri, 3/8/07  
**Field Goals Attempted:** 67 — vs. Nebraska, 3/9/98  
**Field Goal Percentage:** 63.0 — vs. Missouri, 3/8/07 [34-of-54]  
**3-Point Field Goals Made:** 13 — vs. Texas Tech, 3/13/03  
**3-Point Field Goals Attempted:** 31 — vs. Oklahoma State, 3/6/97  
**3-Point Field Goal Percentage [minimum 10 attempts]:**  
60.0 — vs. Missouri, 3/8/07 [9-of-15]  
**Most Free Throws Made:** 22 — twice; vs. Colorado, 3/13/08; vs. Colorado, 3/8/01  
**Most Free Throws Attempted:** 32 — twice; vs. Missouri, 3/8/07; vs. Colorado, 3/8/01  
**Free Throw Percentage [minimum 15 attempts]:**  
87.5 — vs. Missouri, 3/8/07 [14-of-16]  
**Rebounds:** 46 — vs. Texas, 3/8/98  
**Offensive Rebounds:** 26 — vs. Nebraska, 3/9/98  
**Defensive Rebounds:** 33 — vs. Iowa State, 3/10/01  
**Assists:** 20 — vs. Colorado, 3/8/01  
**Blocked Shots:** 10 — vs. Iowa State, 3/10/00  
**Steals:** 12 — vs. Colorado, 3/8/01  
**Turnovers:** 21 — twice; vs. Colorado, 3/8/01  
**Personal Fouls:** 26 — twice; vs. Colorado, 3/8/01; vs. Texas A&M, 3/8/98

**Note:** Active players in **bold**

# BIG 12 CHAMPIONSHIP INDIVIDUAL HIGHS

## BAYLOR

### INDIVIDUAL

#### POINTS

- 31 Curtis Jerrells vs. Missouri, 2007
- 30 DeMarcus Minor vs. Colorado, 2001
- 29 Kish Lewis vs. Oklahoma State, 1999
- 27 DeMarcus Minor vs. Iowa State, 2000
- 27 Brian Skinner vs. Texas A&M, 1998
- 25 Ekpe Udoh vs. Texas, 2010
- 25 Henry Dugat vs. Missouri, 2007
- 25 DeMarcus Minor vs. Iowa State, 2001
- 24 LaceDarius Dunn vs. Kansas, 2009**
- 23 Lawrence Roberts vs. Kansas State, 2002
- 22 Kenny Taylor vs. Texas Tech, 2003
- 22 Tevis Stukes vs. Nebraska, 2000
- 21 Brian Skinner vs. Oklahoma State, 1997
- 20 Tweety Carter vs. Texas, 2010
- 20 Kevin Rogers vs. Texas, 2009
- 20 Curtis Jerrells vs. Colorado, 2008
- 20 Curtis Jerrells vs. Colorado, 2006

#### FIELD GOALS MADE

- 12 Curtis Jerrells vs. Missouri, 2007
- 12 Kish Lewis vs. Oklahoma State, 1999
- 11 DeMarcus Minor vs. Iowa State, 2000
- 11 Brian Skinner vs. Texas A&M, 1998
- 10 DeMarcus Minor vs. Iowa State, 2001

#### 3-POINT FIELD GOALS MADE

- 6 LaceDarius Dunn vs. Kansas, 2009**
- 6 Kenny Taylor vs. Texas Tech, 2003
- 4 Tevis Stukes vs. Nebraska, 2000
- 4 Wendell Greenleaf vs. Nebraska, 2000
- 4 LaceDarius Dunn vs. Kansas State, 2010**

#### FREE THROWS MADE

- 13 DeMarcus Minor vs. Colorado, 2001
- 7 Ekpe Udoh vs. Texas, 2010
- 7 LaceDarius Dunn vs. Texas, 2009**
- 7 Curtis Jerrells vs. Colorado, 2008
- 8 Josh Lomers vs. Kansas State, 2010

#### REBOUNDS

- 20 Kevin Rogers vs. Nebraska, 2009
- 14 Terry Black vs. Colorado, 2001
- 14 Kish Lewis vs. Oklahoma State, 1999
- 12 Mamadou Diene vs. Texas, 2007
- 11 Ekpe Udoh vs. Kansas State, 2010
- 11 Kevin Rogers vs. Colorado, 2008
- 11 Brian Skinner vs. Nebraska, 1998
- 10 R.T. Guinn vs. Texas Tech, 2003
- 10 Lawrence Roberts vs. Kansas State, 2002
- 9 Five times  
last by **LaceDarius Dunn vs. Texas, 2010**

#### ASSISTS

- 7 LaceDarius Dunn vs. Texas, 2010**
- 7 Wendell Greenleaf vs. Kansas State, 2002
- 7 DeMarcus Minor vs. Iowa State, 2001
- 6 Curtis Jerrells vs. Colorado, 2008
- 6 Aaron Bruce vs. Iowa State, 2005
- 6 DeMarcus Minor vs. Texas, 2001
- 6 Tevis Stukes vs. Iowa State, 2000

#### BLOCKED SHOTS

- 8 Josh Flippen vs. Nebraska, 2000
- 5 Mamadou Diene vs. Kansas, 2009
- 5 Brian Skinner vs. Texas A&M, 1998
- 5 Josh Lomers vs. Texas, 2010
- 4 Mamadou Diene vs. Colorado, 2006
- 4 Greg Davis vs. Kansas State, 2002
- 4 Ben Echols vs. Iowa State, 2000
- 4 Brian Skinner vs. Oklahoma State, 1997

#### STEALS

- 6 Wendell Greenleaf vs. Colorado, 2001
- 4 Henry Dugat vs. Colorado, 2008
- 4 Terry Black vs. Iowa State, 2000
- 3 Eight times  
last by **LaceDarius Dunn vs. Texas, 2010**

Note: Active players in bold

## OPPONENT

### INDIVIDUAL

#### POINTS

- 38 Marcus Fizer, Iowa State, 2000
- 32 Richard Roby, Colorado, 2008
- 29 Kevin Durant, Texas, 2007
- 26 Jacob Pullen, Kansas State, 2010
- 25 Marcus Hall, Colorado, 2008

#### REBOUNDS

- 20 Mosley, Colorado, 2001
- 16 Stevie Johnson, Iowa State, 2000
- 14 Dominique Sutton, Kansas State, 2010
- 14 Cole Aldrich, Kansas, 2009
- 13 Kevin Durant, Texas, 2007

#### ASSISTS

- 14 Doug Gottlieb, OSU, 1999
- 10 Marcus Hall, Colorado, 2008
- 8 Will Chavis, Texas Tech, 2003
- 8 Fredie Williams, Texas, 2001
- 8 Jamaal Tinsley, Iowa State, 2000

#### BLOCKED SHOTS

- 5 Marcus King-Stockton, Colorado, 2008
- 3 Seven times  
last by Kevin Durant, Texas, 2007  
Damion James, Texas, 2007

#### STEALS

- 5 Will Blalock, Iowa State, 2005
- 5 Stephane Pelle, Colorado, 2001
- 5 Jamaal Tinsley, Iowa State, 2000
- 4 Dominique Sutton, Kansas State, 2010
- 4 Kevin Durant, Texas, 2007
- 4 Marcus Hal, Colorado, 2006
- 4 Doug Gottlieb, Oklahoma State, 1999

# BIG 12 CHAMPIONSHIP TEAM HIGHS

## BAYLOR

### POINTS

1.	97	vs. Missouri	2007
2.	86	vs. Texas	2010
	86	vs. Colorado	2001
4.	76	vs. Texas	2009
5.	75	vs. Kansas State	2010

### FIELD GOALS MADE

1.	34	vs. Missouri	2007
2.	30	vs. Texas	2010
3.	27	vs. Kansas State	2010
	27	vs. Kansas	2009
	27	vs. Colorado	2008
	27	vs. Colorado	2001

### FIELD GOALS ATTEMPTED

1.	67	vs. Nebraska	1998
2.	65	vs. Colorado	2008
3.	63	vs. Colorado	2001
4.	60	vs. Kansas	2009
5.	59	vs. Texas	2007
	59	vs. Oklahoma State	1999

### FIELD GOAL PERCENTAGE

1.	63.0	vs. Missouri	2007
2.	54.0	vs. Kansas State	2010
3.	53.6	vs. Texas	2010
4.	53.5	vs. Nebraska	2009
5.	51.0	vs. Texas Tech	2003

### 3-POINT FIELD GOALS MADE

1.	13	vs. Texas Tech	2003
2.	12	vs. Nebraska	2000
3.	10	vs. Colorado	2001
	10	vs. Oklahoma State	1997
5.	9	vs. Missouri	2007
	9	vs. Iowa State	2005
	9	vs. Kansas State	2002

### 3-POINT FIELD GOALS ATTEMPTED

1.	31	vs. Oklahoma State	1997
2.	29	vs. Texas Tech	2003
3.	28	vs. Colorado	2008
4.	27	vs. Kansas State	2002
	27	vs. Nebraska	2000

### 3FG PERCENTAGE (min. 10 attempts)

1.	60.0	vs. Missouri	2007
2.	46.2	vs. Texas	2010
3.	44.8	vs. Texas Tech	2003
4.	44.4	vs. Nebraska	2000
5.	43.5	vs. Colorado	2001

### FREE THROWS MADE

1.	22	vs. Colorado	2008
	22	vs. Colorado	2001
3.	20	vs. Texas	2010
	20	vs. Missouri	2007
5.	19	vs. Texas	2009

### FREE THROWS ATTEMPTED

1.	32	vs. Missouri	2007
	32	vs. Colorado	2001
3.	31	vs. Colorado	2008
4.	26	vs. Texas	2010
	26	vs. Iowa State	2001
	26	vs. Texas A&M	1998

### FT PERCENTAGE (min. 10 attempts)

1.	87.5	vs. Colorado	2006
2.	86.4	vs. Texas	2009
3.	82.4	vs. Kansas State	2002
4.	78.9	vs. Texas	2007
5.	78.3	vs. Texas	2001

### REBOUNDS

1.	46	vs. Texas A&M	1998
2.	45	vs. Nebraska	2000
	45	vs. Nebraska	1998
4.	43	vs. Nebraska	2009
5.	42	vs. Texas	2007

### ASSISTS

1.	20	vs. Colorado	2001
2.	17	vs. Texas Tech	2003
3.	16	vs. Iowa State	2000
4.	15	vs. Kansas State	2002
5.	14	vs. Texas	2010
	14	vs. Missouri	2007
	14	vs. Nebraska	2000

### TURNOVERS

1.	21	vs. Nebraska	2009
	21	vs. Colorado	2001
3.	19	vs. Texas A&M	1998
4.	18	vs. Kansas State	2010
	18	vs. Iowa State	2005

### BLOCKED SHOTS

1.	10	vs. Iowa State	2000
2.	9	vs. Nebraska	2000
3.	7	vs. Kansas	2009
	7	vs. Colorado	2006
5.	6	vs. Texas	2010
	6	vs. Kansas State	2002

### STEALS

1.	12	vs. Colorado	2001
2.	11	vs. Colorado	2008
	11	vs. Iowa State	2000
	11	vs. Nebraska	1998
5.	9	vs. Kansas	2009
	9	vs. Iowa State	2005
	9	vs. Texas	2001

### PERSONAL FOULS

1.	26	vs. Colorado	2001
	26	vs. Texas A&M	1998
3.	25	vs. Kansas State	2010
	25	vs. Colorado	2008
5.	23	vs. Texas	2007

## OPPONENT

### POINTS

1.	91	Colorado	2008
2.	84	Colorado	2001
3.	83	Missouri	2007
	83	Oklahoma State	1999
5.	82	Kansas State	2010

### FIELD GOALS MADE

1.	34	Colorado	2008
2.	32	Missouri	2007
3.	30	Oklahoma State	1997
4.	29	Iowa State	2005
	29	Oklahoma State	1999

### FIELD GOALS ATTEMPTED

1.	68	Missouri	2007
2.	67	Oklahoma State	1999
3.	66	Texas	2010
	66	Colorado	2001
5.	65	Texas	2007

### FIELD GOAL PERCENTAGE

1.	56.9	Iowa State	2005
2.	54.0	Colorado	2008
3.	50.0	Texas	2001
4.	49.2	Oklahoma State	1997
5.	48.3	Kansas State	2002

### 3-POINT FIELD GOALS MADE

1.	12	Oklahoma State	1999
2.	9	Kansas State	2002
	9	Iowa State	2000
4.	8	Five times last by Kansas State	2010

### 3-POINT FIELD GOALS ATTEMPTED

1.	28	Oklahoma State	1999
2.	25	Kansas	2009
3.	24	Nebraska	2009
4.	23	Kansas State	2002
	23	Iowa State	2000
5.	22	Nebraska	1998

### 3FG PERCENTAGE (min. 10 attempts)

1.	47.1	Missouri	2009
2.	46.2	Texas	2010
3.	42.9	Oklahoma State	1999
4.	42.1	Kansas State	2010
5.	40.0	Iowa State	2005
	40.0	Colorado	2001

### FREE THROWS MADE

1.	22	Texas	2007
	22	Colorado	2001
3.	21	Texas A&M	1998
4.	20	Texas	2010
5.	18	Colorado	2006

### FREE THROWS ATTEMPTED

1.	37	Colorado	2001
2.	33	Texas A&M	1998
3.	30	Texas	2007
4.	28	Kansas State	2010
	28	Colorado	2008

### FT PERCENTAGE (min. 10 attempts)

1.	100.0	Nebraska	2009
2.	86.7	Oklahoma State	1999
3.	83.3	Iowa State	2000
4.	78.6	Texas Tech	2003
5.	76.9	Texas	2010

### REBOUNDS

1.	50	Colorado	2001
2.	44	Colorado	2008
	44	Texas	2007
	44	Oklahoma State	1999
5.	43	Nebraska	1998

### ASSISTS

1.	22	Colorado	2008
2.	20	Oklahoma State	1999
3.	18	Colorado	2001
4.	17	Missouri	2009
	17	Iowa State	2000

### TURNOVERS

1.	25	Colorado	2001
2.	19	Nebraska	1998
3.	18	Texas A&M	1998
4.	17	Five times last by Colorado	2008

### BLOCKED SHOTS

1.	9	Texas	2007
2.	8	Colorado	2008
3.	7	Texas	2009
	7	Colorado	2001
5.	6	Texas	2010
	6	Iowa State	2005
	6	Nebraska	2000

### STEALS

1.	12	Colorado	2001
	12	Oklahoma State	1999
3.	11	Nebraska	2009
	11	Iowa State	2005
	11	Texas A&M	1998
	11	Oklahoma State	1998

### PERSONAL FOULS

1.	26	Iowa State	2001
2.	25	Colorado	2008
	25	Colorado	2001
4.	24	Texas A&M	1998
5.	23	Missouri	2007



Wed., March 9, 2011 • 6:07 p.m. CST

Kansas City, Mo. • Sprint Center (18,758)

Radio: Baylor IMG College Radio Network/ESPN Radio Central Texas; Sirius 126/XM 231

Radio Talent: John Morris (pxp), Pat Nunley (analyst)

TV: Big 12 Network (Time Warner 165/Grande 15), ESPN Full Court

TV Talent: Dave Armstrong (pxp), Reid Gettys (analyst)

Live Video: [www.ESPN3.com](http://www.ESPN3.com)Live Stats/Audio: [www.BaylorBears.com](http://www.BaylorBears.com)

## BAYLOR ATHLETIC COMMUNICATIONS

1500 South University Parks Drive, Waco, TX 76706  
phone 254-710-2743 • fax 254-710-1369  
[www.BaylorBears.com](http://www.BaylorBears.com)

MBB CONTACT: CHRIS YANDLE, Associate Director

office 254-710-3638 • cell 254-652-9068

email Christopher\_Yandle@baylor.edu

## NR/NR BAYLOR SCHEDULE/RESULTS

## NOVEMBER

Date	BU	Opp	Opponent	TV	Result
N12	16/14	—	GRAMBLING STATE		W 87-52
<i>ESPN College Hoops Tip-Off Marathon</i>					
N16	17/17	—	LA SALLE	ESPN	W 74-64
N18	17/17	—	JACKSON STATE		W 63-49
N22	12/13	—	LIPSCOMB		W 72-60
N29	11/10	—	PRAIRIE VIEW A&M		W 90-45

## DECEMBER

Date	BU	Opp	Opponent	TV	Result
<i>Big 12/Pac-10 Hardwood Series (Baylor 3-1)</i>					
D2	11/10	—	ARIZONA STATE	ESPN2	W 68-54
D15	9/9	—	BETHUNE-COOKMAN		W 83-39
<i>The Showcase (American Airlines Center/Dallas, Texas)</i>					
D18	9/9	—	vs. Gonzaga	ESPN2	L 64-68
<i>Hawaiian Airlines Diamond Head Classic (Honolulu, Hawaii)</i>					
D22	15/15	—	vs. San Diego	ESPNU	W 83-50
D23	15/15	RV/RV	vs. Washington State	ESPNU	L 71-77
D25	15/15	—	vs. Florida State	ESPN2	L 61-68

## JANUARY

Date	BU	Opp	Opponent	TV	Result
J2	RV/23	—	TEXAS SOUTHERN	FSSW	W 68-60
J4	RV/RV	—	MORGAN STATE	FSSW	W 89-72
J8	RV/RV	—	at Texas Tech	ESPNU	W 71-59
J11	RV/RV	—	OKLAHOMA	FSSW	W 74-61
J15	RV/RV	—	at Iowa State	CTN	L 57-72
J17	RV/RV	2/2	KANSAS	ESPN	L 65-85
J22	RV/RV	—	OKLAHOMA STATE	BIG 12	W 76-57
J24	RV/RV	RV/RV	at Kansas State	ESPN	L 61-69
J29	RV/RV	—	COLORADO	BIG 12	W 70-66

## FEBRUARY

Date	BU	Opp	Opponent	TV	Time/Result
F2	NR/RV	—	at Oklahoma		L 66-73
F5	NR/RV	16/16	at Texas A&M	ESPN	Wot 76-74
F9	RV/NR	—	NEBRASKA	BIG 12	W 74-70
F12	RV/NR	3/3	at Texas	ESPN	L 60-69
F15	RV/RV	—	WAYLAND BAPTIST		W 64-50
F19	RV/RV	—	TEXAS TECH	FSSW	L 69-78
F23	—	20/21	at Missouri	ESPN2	L 59-77
F26	—	21/17	TEXAS A&M	ESPNU	W 58-51

## MARCH

Date	BU	Opp	Opponent	TV	Time/Result
M1	—	—	at Oklahoma State	ESPN2	L 60-69
<i>ESPN College GameDay Driven by State Farm</i>					
M5	—	7/8	TEXAS	ESPN	L 54-60
<i>Phillips 66 Big 12 Championship (Kansas City, Mo.)</i>					
M9	—	—	vs. [10] Oklahoma	BIG 12	6:07 p.m.

## SCHEDULE KEY

All times Central and Subject to change  
Rankings: AP/ESPN

■ Big 12 Conference game

AP NR	
ESPN NR	
RPI 83	

## BAYLOR BEARS

2010-11 Record: 18-12

Big 12 Record: 7-9

Head Coach: Scott Drew

Career Record: 147-126 (9th season)

Record at BU: 127-115 (8th season)

## STATISTICAL LEADERS

Points: LaceDarius Dunn (19.8)

Rebounds: Quincy Acy (7.4)

Assists: A.J. Walton (4.8)

Blocks: Quincy Acy (1.5)

## GAME INFORMATION

Date: Wed., March 9, 2011

Tip-Off: 6:07 p.m. CST

Location: Kansas City, Mo.

Arena: Sprint Center (18,758)

TV: Big 12 Network

Radio: Baylor IMG College Radio Network

1660 AM (Waco); 106.9 FM (Killeen);

101.3 FM (Waco); 100.9 FM (Temple);

Sirius 126/XM 231

## SERIES

Series (Overall): Oklahoma leads 36-8

Series (Big 12 era): OU leads 27-3

Series (Neutral): OU leads 2-1

Current Streak: OU, 1 win

Last Meeting: Feb. 2, 2011 (OU 73-66)

Scott Drew Record vs. OU: 3-13

## MULTIMEDIA

Audio/Stats: [www.BaylorBears.com](http://www.BaylorBears.com)Live Video: [www.ESPN3.com](http://www.ESPN3.com)

AP NR	
ESPN NR	
RPI 134	

## OKLAHOMA SOONERS

2010-11 Record: 13-17

Big 12 Record: 5-11

Head Coach: Jeff Capel

Career Record: 174-109 (9th season)

Record at OU: 95-68 (5th season)

## STATISTICAL LEADERS

Points: Cade Davis (13.8)

Rebounds: Andrew Fitzgerald (5.2)


Assists: Carl Blair Jr. (4.4)


Blocks: Andrew Fitzgerald (0.7)

## QUICK HITS

- With the regular season complete, No. 7 seed Baylor (18-12) will head to Kansas City to face No. 10 Oklahoma (13-17) in the first round of the 2011 Phillips 66 Big 12 Championship.
- Baylor is 9-13 all-time in the Big 12 Championship
- Wednesday marks the 45th series meeting and the first in the Big 12 Championship.
- Starting with its epic run at the 2009 Phillips 66 Big 12 Championship in Oklahoma City, Baylor is 23-19 away from the Ferrell Center — 11-11 in true road games and 12-8 in neutral-site games.
- Baylor needs two more wins to clinch its school-record fourth consecutive 20-win season.
- Baylor is 91-46 over the last four seasons and has never posted four consecutive 20-win seasons or four consecutive postseason appearances in school history.
- Baylor has made at least one 3-point field goal in 618 consecutive games.
- Senior G **LaceDarius Dunn** is the Baylor and Big 12 all-time leading scorer with 2,274 career points.
- **Dunn** is only the third Baylor player to be named first-team All-Big 12 by the league's coaches.
- **Dunn**, who has 387 career 3FG, needs 3 treys to become the Big 12's all-time leader.
- **Dunn** has made a 3FG in a school-record 44 consecutive games — third-longest streak in Big 12 history.
- PG **A.J. Walton** leads the Big 12 in steals-per-game, while ranking second in assists-per-game.
- F **Perry Jones III** leads all Big 12 freshmen in scoring and FG percentage.
- F **Quincy Acy** was named Big 12 Co-Sixth Man, the second Baylor player in three years to win the award.

## BAYLOR PROJECTED STARTING LINEUP






F ■ 41 ■ ANTHONY JONES

6-10 ■ 190 ■ Jr. ■ 2L ■ Houston, Texas


PTS	REB	FG%	FT%
8.3	5.3	51.8	81.3



**G ■ 24 ■ LACEDARIUS DUNN**


6-4 ■ 200 ■ Sr. ■ 3L ■ Monroe, La.

PTS	REB	FG%	3FG%
19.8	3.7	40.4	36.4



**F ■ 5 ■ PERRY JONES III**  
6-11 ■ 235 ■ Fr. ■ HS ■ Duncanville, Texas

PTS	REB	AST	FG%
13.9	7.2	1.2	54.9



**C ■ 11 ■ J'MISON MORGAN**

6-11 ■ 265 ■ Jr. ■ TR ■ Dallas, Texas

PTS	REB	BLK	FG%
3.0	2.4	1.1	52.9

**BAYLOR ATHLETIC COMMUNICATIONS**

1500 South University Parks Drive, Waco, TX 76706

phone 254-710-2743 • fax 254-710-1369

**MEN'S BASKETBALL CONTACT****CHRIS YANDLE** ..... Associate Director

office 254-710-3638 • cell 254-652-9068

email Christopher\_Yandle@baylor.edu

**BAYLOR MEDIA WEBSITE**

An all-in-one-place media page is can be found at Baylor's website at: <http://www.BaylorBears.com/ot/bay-media.html>. Among the information available at the site are links and pdfs of statistics, game notes, quick facts and directions as well as photo/logo downloads and video FTP information.

**BIG 12 TELECONFERENCE**

In conjunction with the Big 12 Conference, Baylor head coach **Scott Drew** will participate in the league's weekly teleconference during the season. **Drew** will appear on the teleconference at 10:30 a.m. CT on the following Mondays — Feb. 14, Feb. 21, Feb. 28, March 7 and March 14.

Media representatives wishing to participate in the teleconference should consult contact the league communications staff for further details.

A live audio stream of the teleconference can be heard at [www.Big12Sports.com](http://www.Big12Sports.com). A replay of the teleconference will be available after 4 p.m. CT the day of the teleconference.

**WEEKLY INTERVIEWS**

Head coach Scott Drew and Baylor players will be made available for interviews in person or by telephone on a regular basis during the season, at times to be announced.

All interviews with Baylor student-athletes must be coordinated through the Athletic Communications Office and requested with 24 hours advance notice.

Telephone interviews will be fulfilled at a time that does not interfere with the student-athlete's academic or practice schedule.

Please direct all interview requests to Associate Director **Chris Yandle** at [christopher\\_yandle@baylor.edu](mailto:christopher_yandle@baylor.edu).

**PRACTICE COVERAGE**

All Baylor Bears basketball practices are closed to the media and the public.

**POSTGAME INTERVIEWS**

Baylor University is committed to a policy of equal access for both male and female reporters and photographers.

The Baylor locker room is closed to the media. Coach Drew and player interviews will be conducted in the Ferrell Center's Media Center following the NCAA 10-minute cooling off period.

Media are asked to submit a list of player interview requests to **Chris Yandle** prior to the under-four media timeout in the second half.

The visiting SID will select the student-athletes to be interviewed in the postgame interview room.

**BAYLOR VIDEO HIGHLIGHTS FTP SITE**

Baylor provides broadcast-quality video of home game postgame highlights via FTP download. Contact Baylor Athletic Communications for more information.

**SOCIAL MEDIA**

In addition to following the most up-to-date information on Baylor's Official Athletics Site, [www.BaylorBears.com](http://www.BaylorBears.com), you can get an exclusive courtside side during the Baylor men's basketball season with Associate Director of Athletic Communications **Chris Yandle**'s blog, **Full Court Press**. You can follow FCP on Twitter, **@BaylorFCP**, as well as the Official Twitter Account of Baylor Athletics, **@BaylorAthletics**.

**BAYLOR BASKETBALL WEEKLY MEDIA PLANNER**

All practices are closed. For more information on covering Baylor men's basketball, please contact **Chris Yandle**.

MONDAY March 7	TUESDAY March 8	WEDNESDAY March 9	THURSDAY March 10	FRIDAY March 11	SATURDAY March 12
<b>Teleconference</b> 10:30 a.m.  <b>Media Availability</b> 12:45 p.m.  Depart for Big 12	<b>Practice</b> 3 p.m. Sprint Center	<b>GAME 31</b> vs. Oklahoma 6:07 p.m. CST TV: Big 12 Network	<b>GAME 32</b> Big 12 Quarterfinals TBD	<b>GAME 33</b> Big 12 Semifinals TBD	<b>GAME 34</b> Big 12 Finals TBD

**MORE QUICK HITS**

- Six of Baylor's 24 1,000-point scorers have come during the eight-year tenure of head coach **Scott Drew**. Four of the six are among the top 10 career scorers in Baylor history.
- Baylor is 9-13 all-time in the Big 12 Championship and has won four of its last six (started 5-11).
- Baylor is two wins shy of posting its school-record fourth consecutive 20-win season (Baylor had only three 20-win seasons in its first 101 years of competition).
- Baylor is 15-5 record this season when holding opponents under 70 points, but has lost three of its last five games.
- Baylor is 17-3 this season when leading at halftime.
- Baylor is 14-7 this season when a player scores 20+ points.
- Baylor's Big 12 statistical rankings through March 8: 3rd in rebounding defense (30.8), 3rd in steals (7.07), 4th in scoring defense (63.3), 4th in FG percentage (46.7), 5th in FG percentage defense (41.5), 5th in rebounding margin (+4.5), 8th in scoring (69.6) and 8th in scoring margin (+6.2).
- Senior G **LaceDarius Dunn**'s Big 12 season rankings: 1st in scoring (19.8), 1st in 3FG made (3.26), 3rd in FT percentage (82.7), 3rd in minutes played (35.22), 11th in FG percentage (40.4), 11th in 3FG percentage (36.4) and 12th in steals (1.37).
- **Dunn**'s national statistical rankings as of March 4: 6th in 3FG made-per-game, 29th in scoring, 64th in 3FG percentage and 87th in FT percentage.
- **Dunn** ranks second on the NCAA Division I active career list with 387 3FG and ranks 14th on the career list.
- **Dunn** has made a 3FG in 126 of his 133 career games and scored in double figures in 113 games.
- **Dunn** is second on Baylor's all-time list with 47 career 20-point games.
- Baylor is 25-4 when **Dunn** has 3+ assists in a game (8-3 this season).
- PG **A.J. Walton** leads the Big 12 in both overall steals-per-game and conference-only steals-per-game.
- **Walton** ranks 18th nationally in steals and 55th in assists.
- Freshman F **Perry Jones III** has scored in double figures in 26 games, including 15 Big 12 contests.
- **Jones III** leads all Big 12 freshmen in both scoring (13.9) and FG percentage (54.9).
- **Jones III** has six 20-point games this season, including five in Big 12 play.
- Junior F **Quincy Acy** ranks second in Baylor history with a 61.4 career FG percentage (339-of-552).
- **Acy** and Colorado's Levi Knutson shared the 2011 Big 12 Sixth Man Award. **Acy** is the second Baylor player in the last three seasons to share Big 12 Sixth Man honors (**Dunn** in 2009).
- **Acy** is tied with **Willie Sublett** for fourth on the Baylor career list with 106 blocks.
- In 100 career games, 50.4 percent (171-of-339) of **Acy**'s career FGM have been dunks.
- C **J'mison Morgan** has recorded 2+ blocks in 11 games (Baylor 8-3 in those contests).

**A BAYLOR WIN WOULD...**

- Advance the Bears to the Big 12 Championship quarterfinals Thursday against No. 2 Texas.
- Improve its postseason record to 12-6 in the last four seasons under head coach **Scott Drew**.
- Improve to 10-13 all-time in the Big 12 Championship and 6-6 under Drew.
- Improve to 4-2 in Big 12 Championship play as the higher seed.
- Improve to 6-7 in Big 12 Championship first-round games.
- Improve its March record to 14-7 in the last three seasons.
- Increase its four-year school-record total to 92 wins.

**STATISTICAL COMPARISON**

CATEGORY	Baylor	Oklahoma
<b>Overall Record</b>	18-11 (7-8)	13-17 (5-11)
<b>Scoring</b>	69.6	65.8
<b>Scoring Defense</b>	63.3	68.6
<b>Scoring Margin</b>	+6.2	-2.8
<b>Field Goal Pct</b>	46.7	44.6
<b>Field Goal Pct Defense</b>	41.5	45.1
<b>3-Pt Field Goal Pct</b>	35.2	33.5
<b>3-Pt Field Goal Pct Defense</b>	34.1	36.6
<b>Free Throw Pct</b>	69.7	72.3
<b>Rebounds per game</b>	35.3	30.5
<b>Opp. Rebounds Per Game</b>	30.8	32.8
<b>Rebounding Margin</b>	+4.5	-2.2
<b>Assists</b>	353	372
<b>Assists per game</b>	11.8	12.4
<b>Turnovers</b>	478	407
<b>Turnovers per game</b>	15.9	13.6
<b>Turnover margin</b>	-1.1	-0.2
<b>Assist/Turnover Ratio</b>	0.7	0.9
<b>Steals</b>	212	169
<b>Steals per game</b>	7.1	5.6
<b>Blocks</b>	128	82
<b>Blocks per game</b>	4.3	2.7

**TRACKING BAYLOR IN THE TOP 25**

WEEK	PRE	N15	N22	N29	D6	D13	D20	D27	J3	J10	J17	J24	J31	F7	F14	F21	F28	M7
AP	16	17	12	11	10	9	15	RV	RV	RV	RV	RV	NR	RV	RV	NR	NR	NR
ESPN/USA TODAY Coaches	14	17	13	10	9	9	15	23	RV	RV	RV	RV	RV	NR	RV	NR	NR	NR



## TELEVISION COVERAGE

- Baylor and Oklahoma will meet in the Phillips 66 Big 12 Championship for the first time Wednesday at 6:07 p.m. CST on the Big 12 Network. **Dave Armstrong** (play-by-play) and **Reid Gettys** (analyst) will serve as the talent.
- The game will be televised locally in Central Texas on NWTX (The CW) on Time Warner 165 (1008 HD) and Grande 15 (815 HD) and will be available on ESPN Full Court (pay-per-view) and *ESPN3.com*.

## BIG 12 NETWORK CLEARANCES

**Central Texas:** NWTX/The CW — Time Warner 165 (1008 HD)/Grande 15 (815 HD), KBTX

**Other Texas Markets:** Abilene/Sweetwater (KIDZ-LP); Amarillo (KCPN); Austin (KBVO); Beaumont/Port Arthur (KUIL-LD); Corpus Christi (KXPX-CA); Dallas/Fort Worth (KTXA); Houston (KTBU); Lubbock (KMYL); Odessa/Midland (KOSA-DT2); San Angelo (KIDY); San Antonio/Austin (KCWX); Sherman/Ada, Okla. (KXII); Tyler/Longview/Lufkin/Nacogdoches (KLPN)

**Out-of-Texas Markets:** Baltimore, Md. (MASN); Binghamton, N.Y. (WBPN); Cedar Rapids/Waterloo/Dubuque, Iowa (KCRG 9.2); Columbia/Jefferson City, Mo. (KZOU); Denver, Colo. (Altitude); Des Moines/Ames, Iowa (Mediacom-DM); Kansas City, Mo. (KMCI); La Crosse/Eau Claire, Wis. (KQEG); Little Rock/Pine Bluff, Ark. (KARZ); Los Angeles, Calif. (KDOC); New Orleans, La. (COX-NO); Oklahoma City, Okla. (KOCB); Omaha, Neb. (KXVO); Orlando/Daytona Beach, Fla. (Brighthouse); Ottumwa/Kirksville, Iowa (Mediacom-OT); Providence, R.I./New Britain, Conn. (COX-NE); Sioux City, Iowa (KPTH); Tampa/St. Petersburg, Fla. (Brighthouse); Topeka, Kan. (KSNT-DT); Wichita/Hutchinson, Kan. (KMTW)

*Also available on ESPN Full Court (pay-per-view)*

## BAYLOR/OKLAHOMA SERIES HISTORY

- Wednesday marks the 45th series meeting, the 31st in the Big 12 era and the first in the postseason.
- Oklahoma leads the all-time series, 36-8, but Baylor has won three of the last four meetings, including a regular-season series sweep in 2009-10.
- Baylor is 3-27 vs. Oklahoma in the Big 12 era, while **Scott Drew** is 3-13 all-time vs. Oklahoma.
- In the 2010 Big 12 opener, Baylor snapped its 30-game series losing streak to the Sooners with an emphatic 91-60 win Jan. 9, 2010, in Waco.
- Last season, Baylor snapped its 14-game losing streak to Oklahoma in Norman with a 70-63 win — Baylor's first win at Oklahoma since 1977.

## BAYLOR AT THE BIG 12 CHAMPIONSHIP

- After year after earning a first-round bye for the first time as a No. 3 seed, Baylor is the No. 7 seed for the first time in Big 12 Championship history.
- Baylor will play Oklahoma for the first time in Big 12 Championship history.
- Baylor is 9-13 all-time in the Big 12 Championship and 5-6 under head coach **Scott Drew**.
- Baylor is 1-2 all-time at Sprint Center, 8-15 all-time in Kansas City, 5-9 in Big 12 Championship games held in Kansas City and has lost five of its last six games in Kansas City.
- Baylor is 3-5 against Big 12 South schools in the Big 12 Championship.
- Baylor is 3-2 in Big 12 Championship play as higher seed.
- Baylor is 5-7 all-time in Big 12 Championship first-round games.
- Baylor is the only team in the Big 12 era to defeat two No. 1 seeds at the Big 12 Championship (2001, 2009).

## 2010-2011 BAYLOR MEN'S BASKETBALL ROSTER

NO.	NAME	POS.	HT.	WT.	CL.-EXP.	HOMETOWN (PREVIOUS SCHOOL)
2	Gary Franklin**	G	6-2	195	Fr.-TR	Santa Ana, Calif. (Cal)
3	Fred Ellis	F	6-6	215	Jr.-2L	Sacramento, Calif. (Sacramento HS)
4	Quincy Acy	F	6-7	225	Jr.-2L	Mesquite, Texas (Horn HS)
5	Perry Jones III	F	6-11	235	Fr.-HS	Duncanville, Texas (Duncanville HS)
11	J'mison (BoBo) Morgan	F/C	6-11	265	Jr.-TR	Dallas, Texas (UCLA)
13	Brady Heslip*	G	6-2	190	So.-TR	Burlington, Ontario (Boston College)
14	Dragan Sekelja	C	7-0	265	So.-1L	Zagreb, Croatia (Sportska Gimnazija)
15	Levi Norwood	G	6-1	180	Fr.-HS	Woodway, Texas (Midway HS)
20	Stargell Love	G	6-3	175	Fr.-HS	Lumberton, N.C. (Quality Education Academy)
22	A.J. Walton	G	6-1	185	So.-1L	Little Rock, Ark. (Hall HS)
23	Jacob Neubert	F	6-5	190	So.-SQ	Waco, Texas (Midway HS)
24	LaceDarius Dunn	G	6-4	200	Sr.-3L	Monroe, La. (Excelsior Christian School)
34	Cory Jefferson	F	6-9	200	So.-1L	Killeen, Texas (Killeen HS)
41	Anthony Jones	F	6-10	190	Jr.-2L	Houston, Texas (Yates HS)

## STAFF

**Head Coach:** Scott Drew (Butler, 1993), Eighth season at Baylor

**Assistant Coach:** Mark Morefield (Valparaiso, 1998)

**Assistant Coach:** Jerome Tang (Charter Oak State, 2007)

**Assistant Coach:** Paul Mills (Texas A&M, 1996)

**Director of Operations:** Tim Maloney (Manhattanville, 1982)

**Director of Video/Operations:** Jared Nuness (Valparaiso, 2001)

**Video Coordinator:** Sam Patterson (Baylor, 2008)

**Athletic Trainer:** David Chandler (Baylor, 1985)

**Strength & Conditioning:** Charlie Melton (Memphis, 1998)

## PRONUNCIATION GUIDE

Quincy Acy	A-SEE
Brady Heslip	HESS-lip
J'mison Morgan	JAY-mis-son
Dragan Sekelja	DRAH-gen Sheck-you-LAH
Stargell Love	Star-JUHL

*\*Heslip will sit out 2010-11 season to satisfy NCAA transfer rules*

*\*\*Franklin transferred to Baylor in Jan. 2011 and will sit out spring and fall semesters to satisfy NCAA transfer rules*

## NATIONAL POLLS

## ASSOCIATED PRESS TOP 25

[MARCH 7, 2011]

NOTE: AP Poll is voted upon by panel of the nation's media

Rk	School	Record	Pts	Pvs
1	Ohio State (52)	29-2	1,612	1
2	<b>Kansas (13)</b>	<b>29-2</b>	<b>1,569</b>	2
3	Pittsburgh	27-4	1,493	4
4	Notre Dame	25-5	1,416	8
5	Duke	27-4	1,265	4
6	North Carolina	24-6	1,209	13
7	San Diego State	29-2	1,197	9
8	BYU	28-3	1,187	3
9	Purdue	25-6	1,108	6
10	<b>Texas</b>	<b>25-6</b>	<b>1,081</b>	7
11	Syracuse	25-6	984	12
12	Florida	24-6	931	14
13	Wisconsin	23-7	870	10
14	Louisville	23-8	794	11
15	Kentucky	22-8	639	20
16	Arizona	25-6	562	18
17	St. John's	20-10	462	15
18	Xavier	24-6	437	23
19	<b>Kansas State</b>	<b>22-9</b>	<b>345</b>	<b>NR</b>
20	West Virginia	20-10	294	NR
21	Connecticut	21-9	281	16
22	Georgetown	21-9	244	17
23	Utah State	28-3	234	25
24	Temple	24-6	209	NR
25	Cincinnati	24-7	202	NR

**OTHERS RECEIVING VOTES:** Texas A&M 177, Vanderbilt 101, Villanova 64, UCLA 40, UNLV 29, Missouri 22, George Mason 12, Old Dominion 11, Alabama 10, Belmont 9, Butler 9, Gonzaga 6, Saint Mary's 4, VCU 3, UAB 2, Harvard 1

## ESPN/USA TODAY COACHES TOP 25

[MARCH 7, 2011]

NOTE: USA Today/ESPN poll is voted on by panel of the nation's coaches

Rk	School	Record	Pts	Pvs
1	Ohio State (17)	29-2	767	1
2	<b>Kansas (14)</b>	<b>29-2</b>	<b>748</b>	2
3	Pittsburgh	27-4	702	5
4	Notre Dame	25-5	678	7
5	Duke	27-4	595	4
6	San Diego State	29-2	592	9
7	North Carolina	24-6	560	13
8	BYU	28-3	546	3
9	Purdue	25-6	536	6
10	<b>Texas</b>	<b>25-6</b>	<b>518</b>	8
11	Syracuse	25-6	492	12
12	Florida	24-6	456	14
13	Wisconsin	23-7	396	10
14	Louisville	23-8	364	11
15	Arizona	25-6	285	18
16	Kentucky	22-8	274	23
17	Utah State	28-3	237	21
18	St. John's	20-10	230	15
19	Connecticut	21-9	165	16
20	Xavier	24-6	150	NR
21	<b>Texas A&amp;M</b>	<b>23-7</b>	<b>146</b>	22
22	Georgetown	21-9	117	17
23	<b>Kansas State</b>	<b>22-9</b>	<b>113</b>	<b>NR</b>
24	Vanderbilt	21-9	80	20
25	Temple	24-6	77	NR

**OTHERS RECEIVING VOTES:** West Virginia 64, Villanova 43, UCLA 36, Cincinnati 31, Missouri 23, UNLV 16, George Mason 14, Saint Mary's 11, UAB 4, Boston College 3, Florida State 2, Alabama 1, Harvard 1, Washington 1

2010-11 Opponents in bold



## 2010-11 BIG 12 STANDINGS

	BIG 12			OVERALL		
	W	L	PCT	W	L	PCT
[1] Kansas	14	2	.875	29	2	.935
[2] Texas	13	3	.812	25	6	.806
[3] Texas A&M	10	6	.625	23	7	.767
[4] Kansas State	10	6	.625	22	9	.710
[5] Colorado	8	8	.500	19	12	.613
[6] Missouri	8	8	.500	22	9	.710
[7] <b>BAYLOR</b>	<b>7</b>	<b>9</b>	<b>.438</b>	<b>18</b>	<b>12</b>	<b>.600</b>
[8] Nebraska	7	9	.438	19	11	.633
[9] Oklahoma State	6	10	.375	18	12	.600
[10] Oklahoma	5	11	.312	13	17	.433
[11] Texas Tech	5	11	.312	13	18	.419
[12] Iowa State	3	13	.188	16	15	.516



## BAYLOR QUICK FACTS

Location:	Waco, Texas
Founded:	1845
Enrollment:	14,900
President:	Ken Starr
Faculty Representative:	Michael Rogers
Athletic Director:	Ian McCaw
Sport Administrator:	Nick Joos
Conference:	Big 12
Nickname:	Bears
Colors:	Green (PMS 560) and Gold (1235)
Arena (capacity):	Ferrell Center (10,284)

## MEN'S BASKETBALL HISTORY

First Season:	1906-07
All-Time Record:	1,162-1,280 (.476)
Overall Postseason Record:	10-12 (.455)
NCAA Tournament Appearances:	6
Final Four Appearances:	2 (1948, 1950)
Last NCAA Appearance:	2010 (lost to Duke, Elite Eight)
NIT Appearances:	4
Last NIT Appearance:	2009 (lost to Penn State, NIT finals)
Regular-Season Conference Titles:	5

## 2009-10 REVIEW

2009-10 Overall Record:	28-8
2009-10 Big 12 Record (Finish):	11-5 (t2nd)
2009-10 Postseason:	NCAA Elite Eight (lost to Duke 71-78)

## MEN'S BASKETBALL STAFF

Head Coach:	Scott Drew (Butler, 1993)
Record at Baylor:	127-115 (8th season)
Career Record:	147-126 (9th season)
Assistant Coaches:	Mark Morefield, Jerome Tang, Paul Mills
Director of Operations:	Tim Maloney
Director of Video Operations:	Jared Nuness
Video Coordinator:	Sam Patterson
Athletic Trainer:	David Chandler
Strength & Conditioning Coach:	Charlie Melton

## UP NEXT

- The winner of No. 7 Baylor and No. 10 Oklahoma will advance to the quarterfinals of the 2011 Phillips 66 Big 12 Championship to face No. 2 Texas. Thursday's game will tip at 6:07 p.m. CST on the Big 12 Network.

## WINNING AWAY FROM HOME

- Starting with its epic run at the 2009 Phillips 66 Big 12 Championship in Oklahoma City, Baylor is 23-19 (.548) away from the Ferrell Center — 11-11 in true road games and 12-8 in neutral-site games.

## THIRD TIME'S A CHARM IN THE POSTSEASON

- Baylor and Oklahoma will meet for the third time this season Wednesday in the first round of the 2011 Phillips 66 Big 12 Championship with the teams splitting the first two meetings. Wednesday will mark the ninth time in Big 12 Championship history that Baylor will play an opponent for the third time in a season.
- Baylor is 3-5 when playing teams for the third time in the Big 12 Championship and has won its last two — both against the Texas Longhorns, which the Bears could face in the quarterfinals.

## SCOUTING OKLAHOMA

- Oklahoma (13-17), which is 1-8 since defeating Baylor last month in Norman, snapped its eight-game losing streak March 5 with a 64-61 win over Oklahoma State in the Bedlam Series.
- Senior **Cade Davis**, who leads the team with 13.8 points-per-game, has scored 20+ points in four of the last five games, including a game-high 22 in the streak-ending win against the Cowboys.
- Davis is one of three Sooners averaging double figures. **Andrew Fitzgerald** (12.9) and **Steven Pledger** (11.0) are the others, while Fitzgerald leads the Sooners with 5.2 boards-per-game.

## LAST TIME VS. OKLAHOMA

FEB. 2, 2011 ■ OKLAHOMA 73, BAYLOR 66

- Fueled by a 24-3 second-half run, Oklahoma erased a seven-point deficit to hold off Baylor 73-66 in Norman. The game was originally scheduled for Feb. 1, but was postponed until Feb. 2 due to a blizzard that blanketed much of the region.
- Carl Blair and Cameron Clark combined for 44 points, leading the Sooners (12-9, 4-3 Big 12) to a seven-point victory. Blair finished with 19 points and seven assists, while Clark added a game-high 25.
- **Perry Jones III** was among four Bears in double figures, leading the way with 19 points and seven rebounds for Baylor (14-7, 4-4). **Anthony Jones** added 16 points, while **LaceDarius Dunn** and **Quincy Acy** chipped in 15 and 11, respectively.
- After Blair missed a free throw with 28 seconds remaining and Oklahoma leading by just three, teammate C.J. Washington grabbed the rebound. Blair then ended up back at the foul line and hit four straight free throws in the final 23.6 seconds to seal the OU win.
- The Bears lead 39-34 at halftime and 50-43 with 15:57 left before the Sooners scored 10 straight points thanks to four Baylor turnovers. The Bears went scoreless for nearly seven minutes during the stretch and finished with 16 turnovers — 12 in the second half.

## THREE BEARS GARNER ALL-BIG 12 HONORS

- Baylor and Big 12 all-time leading scorer **LaceDarius Dunn** was named to the 2011 Phillips 66 All-Big 12 First Team and is among three Bears to earn conference postseason honors. The official All-Big 12 awards are selected by the league's head coaches, who are not allowed to vote for their own players.
- Dunn earned only Baylor's third first-team selection in Big 12 history, joining **Terry Black** (2001) and former teammate **Curtis Jerrells** (2008). Once one of the league's best players off the bench, Dunn led the league in both scoring (19.8) and 3-point field goals (3.26) through 27 games. The Monroe, La., native became the Baylor and Big 12 all-time leading scorer (2,274 points) this season, while setting other major school career marks along the way.
- Freshman **Perry Jones III** was named second-team All-Big 12 and was also one of two unanimous Big 12 All-Rookie team selections. The most-heralded freshman in school history, Jones III led all Big 12 freshmen in both scoring (13.9) and field goal percentage (.549). The Duncanville, Texas, product is the third Baylor player named to the Big 12 All-Rookie team in league history — **Curtis Jerrells** (2006) and **Ekpe Udoh** (2010).
- In addition to earning All-Big 12 honorable mention, junior **Quincy Acy** was one of two players to earn the Big 12 Sixth Man Award, sharing the honor with Colorado's Levi Knutson. It marks the second time in conference history that the honor is shared; the other was 2009 (Dunn and Missouri's Matt Lawrence).
- Acy gave the Bears a spark off the bench in 75 percent of league games, finishing third on the team with 10.4 points-per-game. He led Baylor with 7.4 rebounds-per-contest, while connecting at a .530 clip from the field. The junior had 44 blocks, ranking fourth in the Big 12.
- Dunn and Jones III also picked up other Big 12 postseason honors. Dunn earned second-team All-Big 12 accolades from *Kansas City Star* and Yahoo! Sports, while Jones III picked up third-team honors from Yahoo! Sports.

## WHAT'S DUNN IS DONE

- In February, **LaceDarius Dunn** became Baylor's all-time leading scorer, breaking **Terry Teagle's** 29-year-old school record. Dunn passed Teagle during the Bears' home win Feb. 15 against Wayland Baptist.
- In Baylor's regular-season finale March 5 against No. 7 Texas, Dunn dropped 22 points on the Longhorns and, in the process, became the Big 12's all-time leading scorer. Dunn enters the 2011 Phillips 66 Big 12 Championship with 2,274 career points.

## FINAL RECORD ON HORIZON

- LaceDarius Dunn** has made a Baylor-record 387 career 3FG and is the only player in program history to make 300+ 3FG.
- Dunn owns the Baylor single-game, single-season and career 3-point records and needs 3 treys to surpass Texas' **A.J. Abrams** (389) as the Big 12 career leader.

## TICKET TO THE POSTSEASON

- Senior G **LaceDarius Dunn** will make his fourth Big 12 Championship appearance this week in Kansas City. In fact, Dunn is the only player on Baylor's roster who has played in three consecutive postseasons (NCAA or NIT). Dunn is seeking to become the first player in school history to play in four different postseasons.

## 20 WINS=POSTSEASON

- Baylor, which has won 20 or more games only six times in the program's first 104 seasons, is seeking to win 20 games for a school-record fourth consecutive year. In Baylor's six 20-win seasons, the Bears have advanced to the postseason every time.
- Scott Drew** is the only Baylor head coach to amass three consecutive 20-win seasons and three consecutive postseason appearances.

### BAYLOR'S 20-WN SEASONS

SEASON	COACH	WINS	POSTSEASON
1945-46	Bill Henderson	25	NCAA, Western Regional
1947-48	Bill Henderson	24	NCAA, Runner-Up
1987-88	Gene Iba	23	NCAA, First Round
2007-08	Scott Drew	21	NCAA, First Round
2008-09	Scott Drew	24	NIT, Runner-Up
2009-10	Scott Drew	28	NCAA, Elite Eight

## JONES III FINALIST FOR WAYMAN TISDALE AWARD

- Freshman **Perry Jones III** is one of five finalists for the 2011 Wayman Tisdale Award, the U.S. Basketball Writers Associated announced Feb. 25. Jones III is joined by four other finalists — Texas' **Tristan Thompson**, Ohio State's **Jared Sullinger** and Kentucky teammates **Terrence Jones** and **Brandon Knight**.
- The Wayman Tisdale Award will be presented to the men's National Freshman of the Year at a gala banquet April 11 at the Skirvin Hotel in Oklahoma City. The winner will be announced April 1 at the USBWA Awards Breakfast in Houston in conjunction with the NCAA Men's Final Four.
- The USBWA has chosen a national freshman of the year since the 1988-89 season when LSU's Chris Jackson won the inaugural award. Other previous award winners include Kevin Durant, Carmelo Anthony, Jason Kidd and Chris Webber. The 2010-11 season marks the first year the award has been named in Wayman Tisdale's honor.

## SCORING IN 60 POINTS OR LESS

- For only the fourth time in the **Scott Drew** era, Baylor was victorious when scoring fewer than 60 points, knocking off No. 21 Texas A&M, 58-51, to complete the regular-season series sweep Feb. 26. It was the third time this season that Baylor failed to reach the 60-point mark.
- The seven-point win over Texas A&M was its first Big 12 win when scoring fewer than 60 points since Feb. 10, 2010, when the Bears captured a 55-53 road win at Nebraska.
- However, Baylor failed to score more than 60 points in its final four regular-season games (1-3 in those games).

## NO REST FOR THE WEARY

- Five Baylor players are averaging at least 29.0 minutes-per-game this season, while four are playing more than 30.0 minutes-per-game. **LaceDarius Dunn** (35.2), **Perry Jones III** (33.9), **A.J. Walton** (32.9), **Quincy Acy** (31.2) and **Anthony Jones** (29.5) have logged nearly 80 percent of Baylor's playing time this season.
- In Big 12 play, five players averaged more than 30.0 minutes-per-game — Dunn (36.6), Jones III (36.6), Walton (32.6), Acy (30.3) and Jones (30.6), accounting for more than 83 percent of Baylor's minutes in Big 12 play.

## INDIVIDUAL BIG 12 HONORS

### QUINCY ACY

Big 12 Sixth Man Award (coaches)  
All-Big 12, honorable mention (coaches)

### LACEDARIUS DUNN

All-Big 12, first team (coaches)  
All-Big 12, second team (*Kansas City Star*, Yahoo! Sports)  
John R. Wooden Award, Midseason Top 30

### PERRY JONES III

Three-time Big 12 Rookie of the Week  
Big 12 All-Rookie, unanimous (coaches)  
All-Big 12, second team (coaches)  
All-Big 12, third team (Yahoo! Sports)  
Wayman Tisdale Award finalist



HEAD COACH

# SCOTT DREW

EIGHTH SEASON AT BAYLOR  
BUTLER, 1993

## THE DREW FILE

### PERSONAL

Birthdate: Oct. 23, 1970  
Birthplace: Kansas City, Mo.  
Family: Wife, Kelly; daughter Mackenzie, son Peyton

### EDUCATION

College: Butler, 1993; Valparaiso, 1994 (Master's)

### COACHING EXPERIENCE

1993-01 Valparaiso (assistant coach)  
2001-02 Valparaiso (associate head coach)  
2002-03 Valparaiso (head coach)  
2003- Baylor (head coach)

### POSTSEASON EXPERIENCE

1995-96 NCAA, first round  
1996-97 NCAA, first round  
1997-98 NCAA, regional semifinal  
1998-99 NCAA, first round  
1999-2000 NCAA, first round  
2001-02 NCAA, first round  
2002-03 NIT, first round  
2007-08 NCAA, first round  
2008-09 NIT, championship game  
2009-10 NCAA, Elite Eight

## THE DREW WORKSHEET

		RECORD	
YEAR	SCHOOL	OVERALL	CONF.
2002-03	Valparaiso	20-11	12-2
2003-04	Baylor	8-21	3-13
2004-05	Baylor	9-19	1-15
2005-06†	Baylor	4-13	4-12
2006-07	Baylor	15-16	4-12
2007-08	Baylor	21-11	9-7
2008-09	Baylor	24-15	5-11
2009-10	Baylor	28-8	11-5
2010-11	Baylor	18-12	7-9
<b>TOTALS</b>	<b>9 seasons</b>	<b>147-126</b>	<b>56-86</b>
	<b>Baylor totals</b>	<b>127-115</b>	<b>44-84</b>

† Baylor played no non-conference schedule due to NCAA sanctions.

## DREW VS. 2010-11 OPPONENTS

OPPONENT	CAREER	BAYLOR
Arizona State	3-0	3-0
Bethune-Cookman	1-0	1-0
Colorado	5-5	5-5
Florida State	0-1	0-1
Gonzaga	0-2	0-2
Grambling	2-0	2-0
Iowa State	4-5	4-5
Jackson State	4-0	4-0
Kansas	1-8	1-8
Kansas State	3-6	3-6
La Salle	1-0	1-0
Lipscomb	1-0	1-0
Mississippi State	0-0	0-0
Missouri	4-7	4-6
Morgan State	2-0	2-0
Nebraska	4-4	4-4
Oklahoma	3-13	3-13
Oklahoma State	5-11	5-11
Prairie View A&M	5-0	5-0
San Diego	1-0	1-0
Texas	4-15	4-14
Texas A&M	7-9	7-9
Texas Southern	3-0	3-0
Texas Tech	8-8	8-8
Washington State	1-2	1-2
Wayland Baptist	2-0	2-0
<b>TOTAL</b>	<b>74-88</b>	<b>74-86</b>

## MISCELLANEOUS STATISTICS

### BAYLOR RECORD BY STARTING LINEUP

Love (g), Ellis (g), A. Jones (f), Acy (f), Jones III (f)	1-0
Walton (g), Ellis (g), A. Jones (f), Acy (f), Jones III (f)	2-0
Walton (g), Dunn (g), A. Jones (f), Acy (f), Jones III (f)	9-5
Walton (g), Dunn (g), A. Jones (f), Jones III (f), Morgan (c)	6-7

### BAYLOR DOUBLE-FIGURE GAMES

POINTS	REBOUNDS
Jones III 26	Acy 5
Dunn 26	Jones III 4
Acy 20	A. Jones 1
A. Jones 10	
Walton 5	
Morgan 3	
Dennis/Love 2	
Ellis 1	

DOUBLE-DOUBLES	ASSISTS
Acy 5	Walton 1
Jones III 3	
A. Jones 1	

### BAYLOR RECORD WHEN...

	2010-11		Drew Era
	All	B12	
Leading or tied at halftime:	17-3	6-3	102-24
Trailing at halftime:	1-9	1-6	25-91
Shoot 50 percent or higher:	12-0	4-0	69-7
Shoot lower than 50 percent:	6-12	3-9	58-108
Shoot higher percentage than opp.:	17-2	7-2	116-14
Shoot lower percentage than opp.:	1-10	0-7	11-101
Opp. shoot lower than 50 percent:	18-7	7-6	121-57
Opp. shoot 50 percent or higher:	0-5	0-3	6-58
Score fewer than 60 points:	1-3	1-3	4-29
Score 60-plus points:	17-9	6-6	123-86
Score 70-plus points:	13-1	6-0	102-36
Score 80-plus points:	5-0	—	57-6
Score 90-plus points:	1-0	—	30-2
Score 100-plus points:	—	—	9-0
Opp. score fewer than 50 points:	3-0	—	10-1
Opp. score fewer than 60 points:	10-0	3-0	44-3
Opp. score fewer than 70 points:	15-5	5-3	85-25
Opp. score fewer than 80 points:	18-11	7-8	118-16
Opp. score 80-plus points:	0-1	0-1	9-39
Opp. score 90-plus points:	—	—	2-12
More rebounds than opponent:	17-2	6-1	89-28
Equal/fewer rebounds than opp.:	1-10	1-8	38-87
40+ rebounds:	6-1	1-0	45-11
Fewer than 40 rebounds:	12-11	6-9	82-104
Fewer turnovers than opp.:	6-2	1-0	67-38
Equal/more turnovers than opp.:	12-10	6-9	60-77
Games decided by 5 or fewer pts:	3-1	3-0	25-26
Overtime games:	1-0	1-0	9-2
Televised games:	12-11	7-8	77-93
Games vs. ranked opponents:	2-4	2-4	9-46
Games following a loss:	6-4	3-3	46-60
Games following a win:	10-8	3-6	71-53
More points in paint than opp.:	13-6	4-5	89-34
Equal/fewer pts in paint than opp.:	5-6	3-4	38-81
More points off TO than opp.:	10-5	2-2	76-39
Equal/fewer pts off TO than opp.:	8-7	5-7	51-76
More bench points than opp.:	3-4	0-4	68-49
Equal/fewer bench points than opp.:	15-8	7-5	59-66
More 2nd-chance points than opp.:	14-7	4-5	69-42
Equal/fewer 2nd-ch. pts than opp.:	4-5	3-4	58-73
Playing in November:	5-0	—	30-6
Playing in December:	3-3	—	31-12
Playing in January:	6-3	4-3	27-37
Playing in February:	4-4	3-4	21-41
Playing in March:	0-2	0-2	18-18

## ONE-MAN HIGHLIGHT REEL

- **Quincy Acy** has become one of the nation's best when it comes to electrifying dunks. Acy, who earned a spot on *SportsCenter's* Top 10 plays last season for his 10-dunk game March 6, 2010, vs. Texas, has recorded 171 field goals via the dunk in his career.
- In 100 career games, more than 50 percent (171-of-339) of Acy's career FGM have been dunks.

## DRAWING THE LINE AT 70

- Baylor is 15-5 this season when holding opponents under 70 points (3-7 when opponents score more than 70). Baylor has won 19 of its last 23 Big 12 games when opponents fail to score 70 points.
- While the Bears strive to hold their opponents under 70, Baylor is 13-1 when scoring 70 or more points.
- Since the start of the 2007-08 season, Baylor is 65-8 when holding opponents under 70 points.

## PJ3'S BIG 12 TURNAROUND

- Since starting his career averaging 11.8 points and 7.5 rebounds in his first 13 games, freshman **F Perry Jones III** is averaging 15.6 points and 6.9 rebounds against Big 12 competition.
- Jones III, a second-team All-Big 12 and All-Rookie selection, leads all Big 12 freshmen in both scoring (13.9) and FG percentage (54.9). He ranks 11th overall in scoring, 9th in rebounding (7.2) and fourth in FG percentage.

## A BIG 12 GRAND

- **LaceDarius Dunn** reached yet another Baylor and Big 12 milestone Feb. 19 vs. Texas Tech, becoming only the fifth player in conference history to score 1,000 or more career points in league games. Dunn's 1,062 career points in Big 12 play rank fifth in league history and first in school history.
- Dunn is also the first player in Baylor history to amass 1,000 or more career points in Big 12 play. The Monroe, La., native broke the Baylor Big 12 scoring mark previously held by **Curtis Jerrells** (973).

## NOT DUNN YET — TRIPLE STREAK CONTINUES

- **LaceDarius Dunn** has made a 3-point field goal in a school-record 44 consecutive games. Dunn's current streak is the third-longest in Big 12 Conference history.
- Dunn, who is the only player in school history with multiple 3-point streaks of 20 games or more, owns every major 3-point record at Baylor. He has made a 3-point field goal in 126 of his 133 career games.

### LONGEST STREAKS IN BIG 12 HISTORY

PLAYER, SCHOOL	G
John Lucas III, Oklahoma State	59
A.J. Abrams, Texas	54
<b>LACEDARIUS DUNN, BAYLOR</b>	<b>44</b>
Kareem Rush, Missouri	40
Brooks Thompson, Oklahoma State	34

## ACY'S BLOCK PARTY

- Junior **F Quincy Acy**, one of only six Baylor players to record at least 100 blocks in a career, is tied with **Willie Sublett** for fourth in school history with 106 career blocks. Three of the top-five blocks leaders in Baylor history have played for head coach **Scott Drew**.
- The Mesquite, Texas, product is 27 blocks behind former teammate **Ekpe Udoh** (133) for third place.

## ON A WINNING NOTE

- For the third consecutive season, new Baylor career records for overall and Big 12 wins have been established. With Baylor's 76-74 OT win Feb. 5 at Texas A&M, senior **G LaceDarius Dunn** passed former teammate **Tweety Carter** as the school's career Big 12 wins leader (30 Big 12 wins). Dunn has already surpassed **Josh Lomers** as the school's career leader in overall wins earlier this season.
- In 2008-09, **Curtis Jerrells**, **Kevin Rogers** and **Henry Dugat** finished their careers as Baylor's all-time leaders with 64 career wins. In 2009-10, Lomers passed his former teammates with 82 career victories, which stood as the school record until Dunn took over the career lead.
- Dunn has 87 career wins and 32 career Big 12 victories.

## BREAKING DOWN DUNN'S CAREER SCORING PRODUCTION

- Throughout this stellar career, senior **G LaceDarius Dunn** has become a scoring threat from anywhere on the court. Of his 2,274 career points, Dunn has scored 1,161 points on 3FG alone. Approximately 52 percent of Dunn's career scoring has come from beyond the arc.
- Counting only Dunn's points from 3FG, it would rank 17th on Baylor's career scoring list.

## THREE'S THE MAGIC NUMBER

- Senior **G LaceDarius Dunn** is averaging a career-best 2.1 assists-per-game this season and has recorded 3+ assists in 29 career games. Baylor is 25-4 in those contests, including a 12-1 mark at home.

## WHO'LL BE BAYLOR'S NEXT 1,000-POINT SCORER?

- **LaceDarius Dunn**, Baylor's all-time leading scorer, is one of 24 players to have scored 1,000+ career points in the 105-year history of Baylor basketball. In fact, Dunn is one of six players to reach the career milestone during **Scott Drew's** eight-year tenure at Baylor. Prior to Drew's arrival, Baylor had only 18 1,000-point scorers in the program's first 98 years of existence.
- Six of the top 15 career scorers in Baylor history have played for Drew, including three players — **Curtis Jerrells**, **Henry Dugat** and **Kevin Rogers** — who helped guide the Bears to the 2008 NCAA Tournament, which was their first NCAA appearance in 20 years.
- Junior **F Quincy Acy** is on pace to become the 25th 1,000-point scorer in program history; he has 884 career points and needs 116 to reach 1,000-point plateau.

### 1,000-POINT SCORERS IN THE SCOTT DREW ERA

RK	PLAYER	PTS
1.	<b>LACEDARIUS DUNN (2007-present)</b>	<b>2,274</b>
4.	Curtis Jerrells (2005-09)	1,820
9.	Tweety Carter (2006-10)	1,437
10.	Kevin Rogers (2005-09)	1,371
12.	Aaron Bruce (2004-08)	1,330
15.	Henry Dugat (2005-09)	1,229

## HIGH PERCENTAGE SHOOTING

- **Quincy Acy**, who established a Baylor single-season record with a 69.74 FG percentage (136-of-195) during the 2009-10 season, ranks second in school history with a 61.41 career FG percentage (339-of-552).
- Acy entered the 2010-11 season as Baylor's career FG percentage leader (68.19 percent).

### CAREER FG PERCENTAGE LEADERS (minimum 200 FG made)

PLAYER (SEASONS)	FGM	FGA	PCT
1. Josh Lomers (2006-10)	226	341	.6628
2. <b>Quincy Acy (2008-present)</b>	<b>339</b>	<b>552</b>	<b>.6141</b>
3. Alex Holcombe (1989-93)	364	602	.6047
4. Terry Black (1999-2001)	332	562	.5907
5. Steve Bartels (1965-69)	264	449	.5879

## HALFTIME TRENDS

- Baylor's road loss Feb. 2 at Oklahoma was its first defeat when leading at halftime since its 78-71 loss to eventual national champion Duke in the 2010 NCAA Elite Eight in Houston. Baylor is 17-3 this season when leading at halftime (1-9 when trailing).
- Baylor has won 39 of its last 47 games when leading at halftime.
- Baylor overcame a 14-point halftime lead Jan. 29 to knock off Colorado, 70-66, in Waco. It was the largest halftime deficit overcome in a Baylor victory in the **Scott Drew** era (previous was 10 vs. Georgetown in 2009 NIT first round).

## STEALS: AS EASY AS 2-2

- **G A.J. Walton**, who ranks fifth on Baylor's single-season steals list, owns the school's single-season record for steals by a sophomore with 67 swipes. Walton's 1.68 steals-per-game average ranks seventh on Baylor's career list, while his 109 career steals are seven shy of cracking the top 10.

## FORMIDABLE FRONT LINE

- For the second consecutive season, Baylor owns one of the tallest and longest starting front lines among NCAA Division I programs. Last season, Baylor's front line of **Josh Lomers**, **Ekpe Udoh** and **Anthony Jones** combined to give the Bears the second-tallest team in the nation behind Kentucky.
- This season, Baylor's projected starting front line will include 6-foot-7 PF **Quincy Acy** (Wingspan: 7 feet, 2.5 inches), 6-foot-10 SF **Anthony Jones** (Wingspan: 7 feet, 1.5 inches) and 6-foot-11 F/C **Perry Jones III** (Wingspan: 7 feet, 1.5 inches).
- The trio has a combined wingspan of 21 feet and 5.5 inches (width of NCAA playing court is 50 feet).

## ANOTHER DUNN-BELIEVABLE PERFORMANCE

- While senior **G LaceDarius Dunn** is chasing Baylor's career scoring record, he made an impressive run at the school's single-game scoring mark, pouring in a career-high 43 points Jan. 4 vs. Morgan State. Dunn's 43 points are tied with **Vinnie Johnson** (12/17/77) for the second-most in school history.
- Dunn, who netted only the sixth 40-point game in school history, became the first Baylor player to score 40+ points in a game since **Carlos Briggs** scored 41 against Rice back in 1985.

# 618

### CONSECUTIVE GAMES WITH MADE 3FG

- Baylor has made at least one 3-point field goal in 618 consecutive games — the second-longest active streak in the Big 12 (Texas — 682).
- Baylor has connected from 3-point range in every game since Feb. 21, 1990, a win vs. Texas Tech.
- Baylor and Texas are the only Big 12 teams with streaks of 600 games or more.

## SPECIALTY STATISTICS

[POT - Points off turnovers; PP - Points in the paint; 2nd - Second chance points; FAST - Fast break points; BP - Points off the bench]

[Baylor-Opponent]						
Opponent	PP	POT	2nd	FAST	BP	
Grambling State	48-20	26-14	14-6	8-4	21-22	
La Salle	44-38	17-20	16-16	2-4	5-13	
Jackson State	16-17	20-10	8-0	4-2	7-9	
Lipscomb	37-22	18-18	15-5	9-2	11-17	
Prairie View A&M	54-18	26-6	15-10	18-0	27-21	
Arizona State	28-20	14-11	5-4	2-2	10-13	
Bethune-Cookman	40-16	18-8	18-4	6-4	20-19	
Gonzaga	18-32	13-6	7-8	5-4	6-32	
San Diego	46-24	28-13	16-11	4-4	21-30	
Washington State	26-24	19-17	32-7	2-2	3-25	
Florida State	18-28	18-14	16-10	2-6	0-13	
Texas Southern	26-18	17-4	16-12	2-0	11-10	
Morgan State	32-36	19-19	14-5	9-14	6-22	
Texas Tech	20-20	21-15	11-17	0-0	5-20	
Oklahoma	44-24	11-27	16-16	6-4	4-9	
Iowa State	28-18	17-16	12-2	3-4	0-9	
Kansas	30-44	11-24	9-18	0-6	2-12	
Oklahoma State	26-24	17-14	16-5	6-4	14-15	
Kansas State	24-18	11-19	15-11	9-9	25-21	
Colorado	20-28	10-12	13-19	3-4	19-19	
Oklahoma	28-18	15-21	10-12	11-8	11-4	
Texas A&M	30-18	17-18	17-12	11-3	14-17	
Nebraska	30-12	14-14	10-9	4-8	21-35	
Texas	42-26	2-20	9-16	4-6	11-11	
Wayland Baptist	38-18	21-19	13-8	14-2	14-20	
Texas Tech	34-32	12-11	15-8	2-6	10-13	
Missouri	24-32	13-22	19-14	4-10	23-17	
Texas A&M	20-22	9-10	11-4	2-6	10-14	
Oklahoma State	18-28	6-15	15-13	2-4	20-27	
Texas	22-32	8-9	6-31	6-0	8-6	
<b>BAYLOR TOTAL</b>	<b>911</b>	<b>468</b>	<b>409</b>	<b>160</b>	<b>362</b>	
Baylor Average	30.4	15.6	13.6	5.3	12.1	
<b>OPP TOTAL</b>	<b>719</b>	<b>446</b>	<b>313</b>	<b>132</b>	<b>515</b>	
Opp Average	23.9	14.9	10.4	4.4	17.2	

## CLUTCH FREE THROWS

[Final 3 Minutes - Regulation & OT]

Player	FT-FTA	Pct.
Anthony Jones	7-7	1.000
Fred Ellis	2-2	1.000
Nolan Dennis	1-1	1.000
Dragan Sekelja	1-1	1.000
LaceDarius Dunn	22-27	.815
Quincy Acy	17-22	.773
Perry Jones III	10-15	.667
A.J. Walton	9-15	.600
Stargell Love	1-2	.500
J'mison Morgan	1-2	.500
Levi Norwood	1-2	.500
<b>TEAM TOTAL</b>	<b>72-96</b>	<b>.750</b>

## STATISTICAL RANKINGS

### BAYLOR IN THE BIG 12

TEAM	Rank (Avg./Pct./Ratio)	
CATEGORY	ALL	Big 12
Scoring	8th (69.6) [134]	9th (65.6)
Scoring Defense	4th (63.3) [54]	5th (68.2)
Scoring Margin	8th (+6.2) [70]	8th (-2.6)
FT Pct	9th (69.7) [156]	8th (70.8)
FG Pct	4th (46.7) [41]	2nd (45.9)
FG Pct Def	5th (41.5) [98]	4th (43.3)
3FG Pct	8th (35.2) [122]	6th (36.5)
3FG Pct Def	7th (34.1) [198]	3rd (33.8)
3FG Made	10th (5.33) [254]	10th (5.33)
Rebounding	9th (35.3)	11th (31.9)
Rebounding Defense	3rd (30.8)	5th (32.1)
Rebounding Margin	5th (+4.5) [29]	7th (-0.2)
Blocked Shots	6th (4.27) [70]	4th (4.13)
Assists	11th (11.77) [252]	11th (10.69)
Steals	3rd (7.07) [95]	6th (6.00)
Turnover Margin	12th (-1.10) [241]	12th (-3.44)
Assist/Turnover Ratio	12th (0.74) [301]	12th (0.66)

### INDIVIDUAL

SCORING	Rank (Avg./Pct./Ratio)	
	ALL	Big 12
LaceDarius Dunn	1st (19.8) [29]	4th (17.8)
Perry Jones III	11th (13.9)	8th (15.6)

REBOUNDING	ALL	Big 12
Quincy Acy	6th (7.4)	t9th (6.8)
Perry Jones III	9th (7.2)	8th (6.9)

FG PERCENTAGE	ALL	Big 12
Perry Jones III	4th (54.9) [36]	3rd (55.9)
LaceDarius Dunn	11th (40.4)	10th (38.0)

ASSISTS	ALL	Big 12
A.J. Walton	2nd (4.83) [55]	5th (4.25)

FT PERCENTAGE	ALL	Big 12
LaceDarius Dunn	3rd (82.7) [87]	5th (83.3)

STEALS	ALL	Big 12
A.J. Walton	1st (2.31) [18]	1st (2.44)
LaceDarius Dunn	12th (1.37)	—

3FG PERCENTAGE	ALL	Big 12
LaceDarius Dunn	11th (36.4) [64]	15th (33.3)

3FG MADE	ALL	Big 12
LaceDarius Dunn	1st (3.26) [6]	2nd (2.69)

BLOCKED SHOTS	ALL	Big 12
Quincy Acy	4th (1.47)	4th (1.63)
J'mison Morgan	10th (1.13)	10th (1.13)

ASSIST-TO-TURNOVER RATIO	ALL	Big 12
A.J. Walton	11th (1.41)	7th (1.28)

OFFENSIVE REBOUNDS	ALL	Big 12
Quincy Acy	6th (2.73)	12th (2.38)
Perry Jones III	8th (2.63)	7th (2.69)

DEFENSIVE REBOUNDS	ALL	Big 12
Quincy Acy	7th (4.67)	9th (4.44)
Perry Jones III	10th (4.53)	t11th (4.19)

MINUTES PLAYED	ALL	Big 12
LaceDarius Dunn	3rd (35.22)	4th (36.62)
Perry Jones III	7th (33.90)	5th (36.56)
A.J. Walton	10th (32.90)	—

Big 12 statistics, rankings for games through March 8, 2011  
[NCAA rankings shown in bold brackets as of March 4, 2011]

## BAYLOR ON ESPN FAMILY OF NETWORKS

- Baylor, which will play 15 regular-season games on the ESPN family of networks this season including two on "Big Monday" and hosting *College GameDay Driven by State Farm*, is 37-29 all-time on national TV and 30-27 on the ESPN family of networks (8-10 on the flagship ESPN platform).
- 61 of Baylor's 66 national TV games have come in the **Scott Drew** era, including 52 of its 57 all-time appearances on the ESPN family of networks.
- Baylor has made 43 appearances on the ESPN family of networks since the start of the 2008-09 season. The Bears played a school-record 18 games on the ESPN platform during the 2008-09 season, including all five games in the 2009 National Invitation Tournament.

## 19 GRADUATES IN THE SCOTT DREW ERA

- With the graduation of junior **Fred Ellis** during Baylor's 2010 Winter Commencement exercises, eighth-year head coach **Scott Drew** has graduated 19 current or former players during his tenure at Baylor. Ellis, who is the first to graduate college in his family, is currently in graduate school at Baylor.
- Ellis joins a long list of former players who have earned their Baylor degrees under Drew's watch: **Matt Sayman** (2004), **Robbie McKenzie** (2004), **Ryan Pryor** (2005), **Tommy Swanson** (2006), **Kevis Shipman** (2006); **Tim Bush** (2007), **Patrick Fields** (2007), **Richard Hurd** (2008), **Mark Shepherd** (2008), **Mamadou Diene** (2008), **Kevin Rogers** (2009), **Curtis Jerrells** (2009), **Henry Dugat** (2009), **Delbert Simpson** (2009), **David Wesley** (2009), **Tweety Carter** (2010), **Josh Lomers** (2010) and **Aaron Bruce** (2010).

## MEN'S HOOPS LANDS MILLER, BELLO FOR 2011-12

- Westchester [N.C.] Country Day School teammates **Quincy Miller** and **Quddus "Deuce" Bello** signed National Letters of Intent for the 2011-12 academic year Nov. 16. Baylor's 2011 signing class is ranked No. 10 nationally by ESPN, No. 12 by *Rivals.com* and No. 14 by *Scout.com*.
- Miller, who is rated the No. 2 overall prospect in the Class of 2011 by *Scout.com*, is widely considered as one of the top 10 high school players in the country. The 6-foot-9 forward is ranked No. 4 overall in the ESPN Top 100, No. 4 by *MaxPreps.com*, No. 5 by *Rivals.com* and No. 8 by *The Hoop Scoop*. Miller, a five-star recruit by ESPN, *Rivals.com* and *Scout.com*, is also rated the nation's top power forward by *Rivals.com*.
- Bello is rated as a four-star recruit by ESPN, *Rivals.com* and *Scout.com*. The 6-foot-4 guard is ranked No. 33 overall in the ESPN Top 100, No. 36 by *The Hoop Scoop*, No. 38 by *Scout.com*, No. 43 by *Rivals.com* and No. 45 by *MaxPreps.com*.

## ACADEMIC SUCCESS

- Baylor's men's basketball program received a 2009 public recognition award from the NCAA Division I Academic Performance Program for having an Academic Progress Rate (APR) score which ranks among the top 10 percent within their respective sport. It marks the program's first APR honor and the third earned by a Baylor program since the award's inception. The BU men's hoops program registered an APR of 989, and was one of three Big 12 institutions, joining KU and Texas, among the 36 recognized nationally by the NCAA.
- Under Drew, Baylor's APR score has risen from 647 (first APR score) to 980 (multi-year rate).

## BAYLOR BASKETBALL ON THE RADIO

- Baylor Bears basketball is aired live via the Baylor-IMG College Radio Network on flagship station 1660AM ESPN Radio (KRZI) in Waco and worldwide on Sirius XM Radio. All games are broadcast by the "Voice of the Bears" **John Morris** and former Baylor basketball standout **Pat Nunley**, in his 29th season as analyst.
- The radio call from all of BU's games can be heard free of charge live on the Internet at [www.BaylorBears.com](http://www.BaylorBears.com).

## BAYLORBears.COM

- Baylor's official athletic web site can be found at [www.BaylorBears.com](http://www.BaylorBears.com). The comprehensive site, which includes releases, photos, biographical sketches and audio broadcasts, is part of the CBS College Sports network. CBS College Sports currently hosts sites for more than 100 universities, including nine Big 12 schools.

## 'INSIDE BAYLOR SPORTS'

- "Inside Baylor Sports," the award winning weekly TV show that covers all aspects of Baylor athletics, returns for its 12th season during the 2010-11 academic year.
- Director **Luke Simons** and Coordinator **Ashley Farrell** provide viewers an inside look at Baylor athletics with thorough highlights, in-depth interviews and imaginative features on all 19 sports presented in a fast-paced, entertaining style. Co-hosts **John Morris** and **Lori Fogleman** guide viewers through the best coverage of Baylor athletics on television.
- "Inside Baylor Sports", a production of **Sic 'em Sports Productions**, airs Sundays at 10:30 p.m. CT on KCEN-HD in Central Texas. The program also airs weekly throughout the region on FOX Sports Southwest at 4 p.m. each Wednesday. "Inside Baylor Sports" also may be seen online at [www.BaylorBears.com](http://www.BaylorBears.com).

## UPDATED BAYLOR CAREER RECORDS CHARTS

## SCORING

## POINTS

PLAYER	SEASONS	GP	AVG	PTS
1. LACEDARIUS DUNN	2007-	133	17.1	2,274
2. Terry Teagle	1979-82	110	19.9	2,189
3. Micheal Williams	1985-88	115	16.1	1,854
4. Curtis Jerrells	2005-09	119	15.3	1,820
5. Brian Skinner	1994-98	103	16.5	1,702
6. Darryl Middleton	1985-88	109	15.4	1,677
7. Aundre Branch	1991-95	102	16.3	1,666
8. Tweety Carter	2006-10	131	11.0	1,447
9. Kevin Rogers	2005-09	118	11.6	1,371
10. Darrell Hardy	1965-67	72	18.9	1,360

## POINTS PER GAME (minimum 40 games)

PLAYER	SEASONS	GP	PTS	AVG
1. Vinnie Johnson	1978-79	51	1,231	24.1
2. William Chatmon	1970-71	50	1,104	22.1
3. Terry Teagle	1979-82	110	2,189	19.9
4. Darrell Hardy	1965-67	72	1,360	18.9
5. Charlie McKinney	1973-74	50	892	17.8
6. Tevis Stukes	1998-00	42	742	17.7
7. LACEDARIUS DUNN	2007-	133	2,274	17.1
8. David Wesley	1990-92	72	1,224	17.0
9. Larry Spicer	1975-77	55	919	16.7
10. Brian Skinner	1997-98	103	1,702	16.5
Jimmy Turner	1965-68	50	826	16.5

## 30-POINT GAMES (since 1967-68)

PLAYER	SEASONS	GMS
1. Vinnie Johnson	1978-79	12
2. David Wesley	1990-92	8
3. Aundre Branch	1992-95	7
4. LACEDARIUS DUNN	2007-	6
5. William Chatmon	1970-71	5
6. Larry Spicer	1976-77	4
Terry Teagle	1979-82	4
Micheal Williams	1985-88	4
Curtis Jerrells	2005-09	4
10. Larry Gatewood	1968-70	3
Carlos Briggs	1984-85	3
Tony Rufus	1976-77	3

## 20-POINT GAMES (since 1967-68)

PLAYER	SEASONS	GMS
1. Terry Teagle	1979-82	52
2. LACEDARIUS DUNN	2007-	47
3. Aundre Branch	1992-95	40
Vinnie Johnson	1978-79	40
5. Darryl Middleton	1985-88	38
6. Charlie McKinney	1973-74	33
7. Brian Skinner	1995-98	32
8. Micheal Williams	1985-88	27
9. David Wesley	1990-92	26
Curtis Jerrells	2005-09	26

## FIELD GOALS

## FIELD GOALS MADE

PLAYER	SEASONS	PCT	FGA	FGM
1. Terry Teagle	1979-82	.538	1,628	876
2. LACEDARIUS DUNN	2007-	.437	1,650	721
3. Brian Skinner	1994-98	.575	1,171	673
4. Micheal Williams	1985-88	.485	1,355	657
5. Darryl Middleton	1985-88	.566	1,132	641
6. Curtis Jerrells	2005-09	.432	1,391	601
7. Aundre Branch	1991-95	.407	1,409	573
8. Kevin Rogers	2005-09	.518	1,057	548
9. Vinnie Johnson	1977-79	.392	1,283	503
10. Darrell Hardy	1964-67	.503	969	487

## FIELD GOALS ATTEMPTED

PLAYER	SEASONS	PCT	FGM	FGA
1. LACEDARIUS DUNN	2007-	.437	721	1,650
2. Terry Teagle	1978-82	.538	876	1,628
3. Aundre Branch	1991-95	.407	573	1,409
4. Curtis Jerrells	2005-09	.432	601	1,391
5. Micheal Williams	1984-88	.485	657	1,355
6. Vinnie Johnson	1977-79	.392	503	1,283
7. Brian Skinner	1994-98	.575	673	1,171
8. Tweety Carter	2006-10	.419	485	1,158
9. Darryl Middleton	1984-88	.566	641	1,132
10. Kevin Rogers	2005-09	.518	548	1,057

## FIELD GOAL PERCENTAGE (minimum 200 made)

PLAYER	SEASON	FGM	FGA	PCT
1. Josh Lomers	2006-10	226	341	.663
2. QUINCY ACY	2008-	339	552	.614
3. Alex Holcombe	1989-93	364	602	.605
4. Terry Black	1999-01	332	562	.591
5. Steve Bartels	1965-69	264	449	.588
6. Brian Skinner	1994-98	673	1,171	.575
7. Darryl Middleton	1984-88	641	1,132	.566
8. William Chatmon	1969-71	449	808	.556
9. Darryl Bauchman	1981-83	226	415	.545
10. Pat Fees	1969-72	257	475	.541

## 3-POINT FIELD GOALS

## 3FG MADE

PLAYER	SEASONS	PCT	3FA	3FM
1. LACEDARIUS DUNN	2007-	.396	978	387
2. Tweety Carter	2006-10	.384	713	274
3. Aundre Branch	1991-95	.359	744	267
4. Roddrick Miller	1994-98	.351	618	217
Aaron Bruce	2004-08	.390	556	217
Curtis Jerrells	2005-09	.357	607	217
7. Henry Dugat	2005-09	.367	431	158
8. Wendell Greenleaf	1999-02	.338	441	145
9. Willie Sublett	1990-94	.366	393	144
10. Tevis Stukes	1998-00	.350	394	138

## 3FG ATTEMPTED

PLAYER	SEASONS	PCT	3FM	3FA
1. LACEDARIUS DUNN	2007-	.396	387	978
2. Aundre Branch	1991-95	.359	267	744
3. Tweety Carter	2006-10	.384	274	713
4. Roddrick Miller	1994-98	.351	217	618
5. Curtis Jerrells	2005-09	.357	217	607
6. Aaron Bruce	2004-08	.390	217	556
7. Wendell Greenleaf	1999-02	.338	145	441
8. Henry Dugat	2005-09	.367	158	431
9. Tevis Stukes	1998-00	.350	138	394
10. Willie Sublett	1990-94	.366	144	393

## 3FG PERCENTAGE (minimum 150 attempts)

PLAYER	SEASON	3FM	3FA	PCT
1. Melvin Hunt	1987-91	81	162	.500
2. Mark Buchanan	1983-87	55	113	.487
3. LACEDARIUS DUNN	2007-	387	978	.396
4. R.T. Guinn	2001-04	103	263	.392
5. Kenny Taylor	2001-03	105	269	.3903
6. Aaron Bruce	2004-08	217	556	.3902
7. Tweety Carter	2006-10	274	713	.384
8. David Wesley	1989-92	123	326	.377
9. Henry Dugat	2005-09	158	431	.367
10. Willie Sublett	1990-94	144	393	.366

## SINGLE-SEASON CHARTS

## 3-POINT FIELD GOALS

## 3FG MADE

PLAYER	SEASON	PCT	3FA	3FM
1. LaceDarius Dunn	2009-10	.419	277	166
2. LaceDarius Dunn	2008-09	.388	281	109
3. Aundre Branch	1994-95	.374	278	104
4. Tevis Stukes	1999-00	.350	286	100
5. LACEDARIUS DUNN	2010-11	.364	242	88
6. Kenny Taylor	2002-03	.390	223	87
7. Tweety Carter	2008-09	.403	206	83
8. Aundre Branch	1992-93	.354	229	81
9. Tweety Carter	2009-10	.385	205	79
10. Aundre Branch	1993-94	.364	214	78

## ASSISTS

## ASSISTS

PLAYER	SEASON	GP	AVG	AST
1. Nelson Haggerty	1994-95	28	10.14	284
2. Curtis Jerrells	2008-09	39	4.92	192
3. Nelson Haggerty	1992-93	26	7.27	189
4. Tweety Carter	2009-10	32	5.88	188
5. Micheal Williams	1987-88	34	5.35	182
6. DeMarcus Minor	1999-00	29	5.83	169
7. Nelson Haggerty	1993-94	22	7.32	161
8. Vinnie Johnson	1978-79	25	6.11	159
9. Micheal Williams	1986-87	31	5.06	157
10. Vinnie Johnson	1977-78	25	5.06	149
A.J. WALTON	2010-11	29	4.83	140

## BLOCKS

## BLOCKS

PLAYER	SEASON	GP	AVG	BLK
1. Ekpe Udoh	2009-10	36	3.69	133
2. Brian Skinner	1997-98	28	3.50	98
3. Brian Skinner	1996-97	30	3.23	87
4. Brian Skinner	1995-96	27	3.04	82
5. Brian Skinner	1994-95	18	3.83	69
6. Alex Holcombe	1992-93	27	1.85	50
7. Ben Echols	1999-00	29	1.69	49
8. QUINCY ACY	2010-11	30	1.47	44
9. Mamadou Diene	2007-08	25	1.64	41
Mamadou Diene	2006-07	26	1.58	41
Wendell Mays	1978-79	28	1.46	41

## STEALS

## STEALS

PLAYER	SEASON	GP	AVG	STL
1. Micheal Williams	1986-87	31	3.00	93
2. Micheal Williams	1987-88	34	2.47	84
3. Terry Black	1999-00	29	2.66	77
4. Terry Black	2000-01	31	2.45	76
5. A.J. WALTON	2010-11	29	2.31	67
6. Wendell Greenleaf	2001-02	30	2.17	65
7. Micheal Williams	1984-85	28	2.14	60
Ivan Jones	1989-90	27	2.22	60
Curtis Jerrells	2008-09	39	1.54	60
Henry Dugat	2008-09	39	1.54	60

# UPDATED BAYLOR CAREER RECORDS CHARTS

## FREE THROWS

### FREE THROWS MADE

PLAYER	SEASONS	PCT	FTA	FTM
1. Micheal Williams	1985-88	.738	661	488
2. <b>LACEDARIUS DUNN</b>	<b>2007-</b>	<b>.836</b>	<b>532</b>	<b>445</b>
3. Terry Teagle	1979-82	.755	579	437
4. Curtis Jerrells	2005-09	.737	544	401
5. Darryl Middleton	1985-88	.658	600	395
6. Darrell Hardy	1965-67	.783	493	386
7. David Wesley	1989-92	.828	441	365
8. Brian Skinner	1995-98	.558	638	356
9. Doug Brandt	1994-97	.717	477	342
10. Winston Moore	1963-65	.641	521	334

### FREE THROWS ATTEMPTED

PLAYER	SEASONS	PCT	FTM	FTA
1. Micheal Williams	1985-88	.738	488	661
2. Brian Skinner	1995-98	.558	356	638
3. Darryl Middleton	1985-88	.658	395	600
4. Terry Teagle	1979-82	.755	437	579
5. Curtis Jerrells	2005-09	.737	401	544
6. <b>LACEDARIUS DUNN</b>	<b>2007-</b>	<b>.836</b>	<b>445</b>	<b>532</b>
7. Winston Moore	1963-65	.641	334	521
8. Darrell Hardy	1965-67	.783	386	493
9. Doug Brandt	1994-97	.717	342	477
10. David Wesley	1989-92	.828	365	441

### FT PERCENTAGE (minimum 200 made)

PLAYER	SEASONS	FTA	FTM	PCT
1. <b>LACEDARIUS DUNN</b>	<b>2007-</b>	<b>532</b>	<b>445</b>	<b>.836</b>
2. John Lucas III	2002-03	104	125	.832
3. David Wesley	1989-92	365	441	.828
4. Pat Nunley	1978-81	118	143	.825
5. Steve Bartels	1966-69	216	262	.824
6. Aaron Bruce	2004-07	178	218	.817
7. DeMarcus Minor	1999-01	255	313	.815
8. Tommy Hatfield	1964-66	135	166	.813
9. Larry Gatewood	1968-70	296	364	.813
10. Tom Stanton	1970-72	207	257	.805
Tommy Bowman	1967-70	273	339	.805

## BLOCKED SHOTS

### BLOCKS

PLAYER	SEASONS	GP	AVG	BLK
1. Brian Skinner	1994-98	103	3.36	346
2. Mamadou Diene	2005-09	101	1.44	145
3. Ekpe Udoh	2009-10	36	3.69	133
4. <b>QUINCY ACY</b>	<b>2008-</b>	<b>100</b>	<b>1.06</b>	<b>106</b>
Willie Sublett	1991-94	109	0.97	106
6. Joey Fatta	1989-92	102	0.99	101
7. Alex Holcombe	1989-93	104	0.94	98
8. Josh Lomers	2006-10	129	0.67	87
9. Kevin Rogers	2005-09	118	0.72	85
10. Greg Davis	2000-02	56	1.29	72

### BLOCKS PER GAME (minimum 30 blocks)

PLAYER	SEASONS	GP	BLK	AVG
1. Ekpe Udoh	2009-10	36	133	3.69
2. Brian Skinner	1994-98	103	346	3.36
3. Mamadou Diene	2005-09	101	145	1.44
4. Greg Davis	2000-02	56	72	1.29
5. Ben Echols	1999-00	45	55	1.22
6. Lawrence Roberts	2001-03	56	68	1.21
7. Jim Vasauskas	1978-79	40	48	1.20
8. <b>J'MISON MORGAN</b>	<b>2010-</b>	<b>30</b>	<b>34</b>	<b>1.13</b>
9. <b>QUINCY ACY</b>	<b>2008-</b>	<b>100</b>	<b>106</b>	<b>1.06</b>
10. Darryl Baucham	1981-83	55	55	1.00

## STEALS

### STEALS

PLAYER	SEASONS	GP	AVG	STL
1. Micheal Williams	1985-88	115	2.45	282
2. Curtis Jerrells	2005-09	119	1.34	159
3. <b>LACEDARIUS DUNN</b>	<b>2007-</b>	<b>133</b>	<b>1.17</b>	<b>156</b>
4. Tweety Carter	2006-10	131	1.17	153
Terry Black	1999-01	60	2.55	153
6. Henry Dugat	2005-09	117	1.30	152
7. Wendell Greenleaf	1999-02	87	1.74	151
8. David Wesley	1990-92	72	2.01	145
9. Rodrick Miller	1994-98	107	1.09	117
10. Brian Skinner	1994-98	103	1.13	116
<b>A.J. WALTON</b>	<b>2009-</b>	<b>65</b>	<b>1.68</b>	<b>109</b>

### STEALS PER GAME (minimum 75 steals)

PLAYER	SEASONS	GP	STL	AVG
1. Terry Black	1999-01	60	153	2.55
2. Micheal Williams	1985-88	115	282	2.45
3. David Wesley	1990-92	72	145	2.01
4. Julius Denton	1988-90	57	110	1.93
5. Wendell Greenleaf	1999-02	87	151	1.74
6. Lawrence Roberts	2002-03	56	96	1.71
7. <b>A.J. WALTON</b>	<b>2009-</b>	<b>65</b>	<b>109</b>	<b>1.68</b>
8. John Lucas III	2002-03	58	81	1.40
9. Curtis Jerrells	2005-09	119	159	1.34
10. Henry Dugat	2005-09	117	152	1.30

## TURNOVERS

### TURNOVERS

PLAYER	SEASONS	GP	AVG	TO
1. Micheal Williams	1987-88	115	3.00	345
2. Curtis Jerrells	2005-09	119	2.70	321
3. <b>LACEDARIUS DUNN</b>	<b>2007-</b>	<b>133</b>	<b>2.29</b>	<b>305</b>
4. Willie Sublett	1991-94	109	2.56	279
5. Nelson Haggerty	1992-95	98	2.83	277
6. Brian Skinner	1995-98	103	2.64	272
7. Vinnie Johnson	1977-78	51	5.31	271
Jay Shakir	1980-83	110	2.46	271
9. Terry Teagle	1979-82	110	2.45	269
10. Pat Nunley	1979-82	106	2.42	257

## PERSONAL FOULS

### FOULS

PLAYER	SEASONS	AVG	PF
1. Micheal Williams	1985-88	115	501
2. Willie Sublett	1991-94	109	410
3. Doug Brandt	1994-97	102	396
4. Terry Teagle	1979-82	110	375
5. <b>LACEDARIUS DUNN</b>	<b>2007-</b>	<b>133</b>	<b>349</b>
6. Josh Lomers	2006-10	129	331
7. Kelvin Chalmers	1989-92	102	326
8. Rodrick Miller	1995-98	107	308
9. Brian Skinner	1995-98	103	306
10. Robert McLemore	1985-88	110	302

## PARTICIPATION

### GAMES PLAYED (OVERALL)

PLAYER	SEASONS	GP
1. <b>LACEDARIUS DUNN</b>	<b>2007-</b>	<b>133</b>
2. Tweety Carter	2006-10	131
3. Josh Lomers	2006-10	129
4. Curtis Jerrells	2005-09	119
5. Kevin Rogers	2005-09	118
Matt Sayman	2000-04	118
7. Henry Dugat	2005-09	117
8. Jamie Kendrick	1997-2000	116
9. Micheal Williams	1985-88	115
10. Melvin Hunt	1988-91	114

## GAMES PLAYED (BIG 12 ONLY)

PLAYER	SEASONS	GP
1. Tweety Carter	2006-10	64
Jamie Kendrick	1997-2000	64
Matt Sayman	2000-04	64
Curtis Jerrells	2005-09	64
<b>LACEDARIUS DUNN</b>	<b>2007-10</b>	<b>64</b>
6. Kevin Rogers	2005-09	63
7. Aaron Bruce	2004-08	62
Henry Dugat	2005-09	62
9. Josh Lomers	2006-10	61
10. Mamadou Diene	2005-09	55

## MINUTES PLAYED

PLAYER	SEASONS	GP	AVG	MIN
1. Tweety Carter	2006-10	131	30.3	3,973
2. Curtis Jerrells	2005-09	119	33.1	3,934
3. <b>LACEDARIUS DUNN</b>	<b>2007-</b>	<b>133</b>	<b>29.5</b>	<b>3,924</b>
4. Kevin Rogers	2005-09	118	29.2	3,448
5. Brian Skinner	1994-98	103	33.0	3,399
6. Henry Dugat	2005-09	117	27.4	3,207
7. Nelson Haggerty	1992-95	98	31.9	3,127
8. Doug Brandt	1994-97	109	28.7	3,125
9. Aaron Bruce	2004-08	106	28.8	3,055
10. Andre Branch	1992-95	102	28.8	2,940

### MINUTES PER GAME (minimum 40 games)

PLAYER	SEASONS	GP	MIN	AVG
1. DeMarcus Minor	2000-01	60	2,276	37.9
2. John Lucas III	2002-03	58	1,988	34.3
3. Terry Black	2000-01	60	2,050	34.2
4. Julius Denton	1989-90	57	1,906	33.4
5. Curtis Jerrells	2005-09	119	3,934	33.1
Tevis Stukes	1999-00	42	1,392	33.1
7. Brian Skinner	1994-98	103	3,399	33.0
8. Patrick Hunter	1997-98	55	1,772	32.2
9. Nelson Haggerty	1992-95	98	3,127	31.9
10. <b>LACEDARIUS DUNN</b>	<b>2007-</b>	<b>133</b>	<b>3,924</b>	<b>29.5</b>

## MISCELLANEOUS


### WINS (OVERALL)

PLAYER	SEASONS	GP	W
1. <b>LACEDARIUS DUNN</b>	<b>2007-</b>	<b>133</b>	<b>87</b>
2. Josh Lomers	2006-10	128	82
3. Tweety Carter	2006-10	130	81
4. <b>QUINCY ACY</b>	<b>2008-</b>	<b>100</b>	<b>66</b>
5. Curtis Jerrells	2005-09	119	64
Kevin Rogers	2005-09	118	64
Henry Dugat	2005-09	117	64
8. <b>ANTHONY JONES</b>	<b>2008-</b>	<b>91</b>	<b>62</b>
Micheal Williams	1985-88	115	62
10. Darryl Middleton	1985-88	109	61

### WINS (BIG 12 ONLY)

PLAYER	SEASONS	GP	W
1. <b>LACEDARIUS DUNN</b>	<b>2007-</b>	<b>64</b>	<b>32</b>
2. Tweety Carter	2006-10	64	29
3. Josh Lomers	2006-10	61	28
4. <b>QUINCY ACY</b>	<b>2008-</b>	<b>48</b>	<b>23</b>
5. Curtis Jerrells	2005-09	64	22
Kevin Rogers	2005-09	63	22
Henry Dugat	2005-09	62	22
8. <b>ANTHONY JONES</b>	<b>2008-</b>	<b>40</b>	<b>20</b>
9. Mamadou Diene	2005-09	55	19
10. Jamie Kendrick	1997-2000	64	18
Aaron Bruce	2004-08	62	18





## 4 — QUINCY ACY

F • 6-7 • 225 • JR. • 2L  
MESQUITE, TEXAS (HORN HS)

### SEASON HIGHS

Points: 25 — vs. La Salle, 11/16/10  
FG: 11 — vs. La Salle, 11/16/10  
FGA: 16 — twice; last vs. Florida State, 12/25/10  
FT: 8 — vs. Texas Southern, 1/2/11  
FTA: 13 — vs. Nebraska, 2/9/11  
Rebounds: 14 — vs. Lipscomb, 11/22/10  
Assists: 2 — three times  
Steals: 4 — vs. Nebraska, 2/9/11  
Blocks: 4 — vs. Texas Southern, 1/2/11  
Turnovers: 5 — vs. Morgan State, 1/4/11  
Minutes Played: 37 — twice; last vs. Texas Southern, 1/2/11

### CAREER HIGHS

Points: 25 — vs. La Salle, 11/16/10  
FG: 12 — vs. Texas, 3/6/10  
FGA: 16 — twice; last vs. Florida State, 12/25/10  
FT: 8 — vs. Texas Southern, 1/2/11  
FTA: 13 — vs. Nebraska, 2/9/11  
Rebounds: 14 — vs. Lipscomb, 11/22/10  
Assists: 3 — vs. Sam Houston State, 3/18/10  
Steals: 5 — Paul Quinn, 11/15/08  
Blocks: 5 — Paul Quinn, 11/15/08  
Turnovers: 5 — vs. Morgan State, 1/4/11  
Minutes Played: 37 — three times; last vs. TSU, 1/2/11

### MISCELLANEOUS

	GAMES	BU W-L
Double-Figure Points:	45	34-11
Double-Figure Rebounds:	9	7-2
2+ Blocks:	25	17-8
Double-Doubles	8	7-1

## ACY NOTEBOOK

### BIG 12 CO-SIXTH MAN AWARD (Big 12 coaches)

#### ALL-BIG 12, HONORABLE MENTION (Big 12 coaches)

- Big 12 Rankings (through March 8): 4th in blocks, 6th in rebounding, 6th in offensive rebounds, 7th in defensive rebounds
- Has served as Baylor's "sixth man" in last 13 games
- Has played in 66 consecutive games
- 171 of 339 career FGM have been dunks (50.4 percent)
- Tied for fourth in school history with 106 career blocks; ranks eighth on Baylor single-season list with 44 blocks
- Baylor single-season (69.7) leader in FG percentage; ranks second in Baylor history with 61.4 career FG percentage
- Grabbed a team-high 10 rebounds in a road loss at No. 3 Texas (Feb. 12)
- Swiped season-high 4 steals and added 15 points, 7 rebounds in 74-70 win over Nebraska (Feb. 9)
- Recorded 14 points, 9 rebounds and 3 blocks off the bench in Baylor's 76-57 win over Oklahoma State (Jan. 22)
- Chipped in 15 points and grabbed team-high 8 rebounds in Baylor's 74-61 win over Oklahoma (Jan. 11)
- Career-high 25 points and grabbed 11 rebounds in 74-64 win vs. La Salle (Nov. 16)
- Earned top two spots on ESPN's *SportsCenter* Top 10 plays with 10-dunk performance vs. Texas (3/6/10)
- Nicknamed "The Cookie Monster"

## 2010-2011 GAME-BY-GAME

OPPONENT	DATE	GS	Min	FG	3FG	FT	OR-DR	TR	PF	A	T	B	S	PTS
GRAMBLING STATE	11/12	*	32	7-11	0-1	6-8	3-9	12	2	2	3	1	2	20
LA SALLE	11/16	*	35	11-16	0-0	3-3	7-4	11	2	1	1	2	1	25
JACKSON STATE	11/18	*	34	2-4	0-0	4-4	3-3	6	1	1	4	0	1	8
LIPSCOMB	11/22	*	35	6-12	0-0	6-7	3-11	14	2	0	0	1	0	18
PRAIRIE VIEW A&M	11/29	*	25	5-8	0-0	3-5	1-4	5	1	1	0	3	1	13
ARIZONA STATE	12/2	*	30	1-7	0-0	3-4	4-3	7	2	1	2	0	1	5
BETHUNE-COOKMAN	12/15	*	30	5-9	0-0	4-5	2-8	10	0	1	2	2	1	14
vs Gonzaga	12/18	*	33	2-6	0-0	7-8	2-1	3	4	0	0	3	1	11
vs San Diego	12/22	*	21	7-9	0-0	0-2	2-2	4	3	1	2	0	0	14
vs Washington State	12/23	*	37	6-13	0-0	4-8	6-6	12	1	0	2	1	1	16
vs Florida State	12/25	*	35	6-16	0-0	4-6	2-3	5	3	0	1	1	0	16
TEXAS SOUTHERN	1/2	*	37	4-6	0-0	8-10	3-5	8	4	0	3	4	2	16
MORGAN STATE	1/4	*	30	4-7	0-0	3-4	3-5	8	2	0	5	0	0	11
■ at Texas Tech	1/8	*	34	2-8	0-0	2-3	1-4	5	3	1	1	1	0	6
■ OKLAHOMA	1/11	*	34	5-8	0-0	5-7	4-4	8	1	2	4	1	0	15
■ at Iowa State	1/15	*	37	4-10	0-0	1-2	3-5	8	2	2	2	1	2	9
■ KANSAS	1/17	*	25	2-6	0-0	0-0	1-3	4	5	1	3	0	1	4
■ OKLAHOMA STATE	1/22		29	6-11	0-0	2-4	2-7	9	3	0	1	3	0	14
■ at Kansas State	1/24		36	4-7	0-0	6-7	2-5	7	3	0	4	3	3	14
■ COLORADO	1/29		32	4-5	0-0	5-7	1-8	9	2	0	4	2	1	13
■ at Oklahoma	2/2		30	4-8	0-0	3-3	2-4	6	2	2	3	3	1	11
■ at Texas A&M	2/5		34	4-5	0-0	2-2	4-1	5	2	2	1	2	0	10
■ NEBRASKA	2/9		29	5-7	0-0	5-13	1-6	7	3	1	0	2	4	15
■ at Texas	2/12		28	3-8	0-1	0-0	3-7	10	5	0	1	1	0	6
WAYLAND BAPTIST	2/15		25	3-5	0-0	4-6	3-5	8	1	2	3	0	1	10
■ TEXAS TECH	2/19		25	4-7	0-0	0-2	2-3	5	3	1	2	0	1	8
■ at Missouri	2/23		26	5-11	0-0	3-5	6-3	9	2	1	2	2	2	13
■ TEXAS A&M	2/26		32	2-7	0-0	6-8	2-5	7	3	1	2	3	1	10
■ at Oklahoma State	3/1		34	5-5	0-0	3-4	4-5	9	4	2	4	1	0	13
■ TEXAS	3/5		19	3-5	0-0	0-1	0-1	1	5	0	1	1	0	6

## CAREER STATISTICS (ALL GAMES)

YEAR	GP-GS	MIN-AVG	FG-A	PCT	3FG-A	PCT	FT-A	PCT	OFF-DEF-TOT	AVG	PF-D	A	TO	B	S	TP	AVG
2008-09	34-10	558-16.4	72-110	.655	0-0	.000	41-72	.569	49-75-124	3.6	75-2	9	33	34	21	185	5.4
2009-10	36-0	840-23.3	136-195	.697	0-0	.000	63-88	.716	65-120-185	5.1	84-1	11	45	28	17	335	9.3
2010-11	30-17	923-30.8	131-247	.530	0-2	.000	102-148	.689	82-140-222	7.4	76-3	26	63	44	28	364	12.1
Career	100-27	2321-23.2	339-552	.614	0-2	.000	206-308	.669	196-335-531	5.3	235-6	46	141	106	66	884	8.8

## CAREER STATISTICS (BIG 12)

YEAR	GP-GS	MIN-AVG	FG-A	PCT	3FG-A	PCT	FT-A	PCT	OFF-DEF-TOT	AVG	PF-D	A	TO	B	S	TP	AVG
2008-09	16-10	304-19.0	34-57	.596	0-0	.000	26-38	.684	27-30-57	3.6	35-0	4	15	13	5	94	5.9
2009-10	16-0	398-24.9	66-90	.733	0-0	.000	36-46	.783	32-58-90	5.6	40-0	5	23	12	8	168	10.5
2010-11	16-4	484-30.3	62-118	.525	0-1	.000	43-68	.632	38-71-109	6.8	48-3	16	35	26	16	167	10.4
Career	48-14	1186-24.7	162-265	.611	0-1	.000	105-152	.691	97-159-256	5.3	123-3	25	73	51	29	429	8.9



## 24 — LACEDARIUS DUNN

G • 6-4 • 205 • SR. • 3L  
MONROE, LA. (EXCELSIOR CHRISTIAN)

### SEASON HIGHS

**Points:** 43 — vs. Morgan State, 1/4/11  
**FG:** 13 — vs. Morgan State, 1/4/11  
**FGA:** 26 — at Texas, 2/12/11  
**3FG:** 10 — vs. Morgan State, 1/4/11  
**3FGA:** 18 — vs. Morgan State, 1/4/11  
**FT:** 12 — three times  
**FTA:** 17 — vs. Florida State, 12/25/10  
**Rebounds:** 7 — vs. Colorado, 1/29/11  
**Assists:** 6 — vs. Colorado, 1/29/11  
**Steals:** 5 — vs. Wayland Baptist, 2/15/11  
**Turnovers:** 7 — at Texas A&M, 2/5/11  
**Minutes Played:** 40 — at Texas A&M, 2/5/11

### CAREER HIGHS

**Points:** 43 — vs. Morgan State, 1/4/11  
**FG:** 13 — vs. Morgan State, 1/4/11  
**FGA:** 27 — vs. Hartford, 11/15/09  
**3FG:** 10 — vs. Morgan State, 1/4/11  
**3FGA:** 18 — vs. Morgan State, 1/4/11  
**FT:** 12 — four times  
**FTA:** 17 — vs. Florida State, 12/25/10  
**Rebounds:** 10 — twice; last vs. Jackson State, 12/31/08  
**Assists:** 7 — vs. Texas, 3/11/10  
**Steals:** 5 — twice; last vs. Wayland Baptist, 2/15/11  
**Turnovers:** 7 — at Texas A&M, 2/5/11  
**Minutes Played:** 40 — at Texas A&M, 2/5/11

### MISCELLANEOUS

	GAMES	BU W-L
Double-Figure Points:	113	74-39
Led Team in Points:	66	47-19
20+ Points:	47	32-15
3+ Assists:	29	25-4
5+ Rebounds:	64	46-18

## DUNN NOTEBOOK

**ALL-BIG 12, FIRST TEAM** (Big 12 coaches)

**ALL-BIG 12, SECOND TEAM** (Kansas City Star, Yahoo! Sports)

- **Baylor and Big 12 all-time leading scorer with 2,274 career points**
- Big 12 Rankings (through March 8): 1st in scoring, 1st in 3FG made, 3rd in FT percentage, 3rd in minutes played, 11th in FG percentage, 11th in 3FG percentage, 12th in steals
- National Rankings (as of March 4): 6th in 3FG made, 29th in scoring, 64th in 3FG percentage, 87th in FT percentage
- School's career leader — ranks 2nd in Big 12 history, 14th in NCAA Division I history — with 387 3FG made
- Needs 3 3FG to become Big 12's career leader (Texas' **A.J. Abrams** — 389)
- Has made 3FG in a school-record 44 consecutive games (last game without 3FG was Jan. 26, 2010, vs. Kansas State)
- Had made 3FG in 126 of his 133 career games / Scored in double figures in 113 games
- Has logged 35+ minutes in 21 consecutive games
- Scored in double figures in 26 of 27 games this season
- Scored career-high 43 points and drained school-record 10 3-pointers vs. Morgan State (Jan. 4)
- Ranks 2nd in Baylor history with 47 career 20-point games
- Preseason All-American by *Athlon* (first team), *Blue Ribbon* (first team) and *Sporting News* (third team)
- Nicknamed "Kool"

## 2010-2011 GAME-BY-GAME


OPPONENT	DATE	GS	Min	FG	3FG	FT	OR-DR	TR	PF	A	T	B	S	PTS
GRAMBLING STATE	11/12			—DID NOT PLAY—										
LA SALLE	11/16			—DID NOT PLAY—										
JACKSON STATE	11/18			—DID NOT PLAY—										
LIPSCOMB	11/22	*	31	8-13	7-11	1-1	1-4	5	4	4	6	0	2	24
PRAIRIE VIEW A&M	11/29	*	23	7-13	3-8	3-4	1-3	4	0	4	3	0	4	20
ARIZONA STATE	12/2	*	33	6-14	6-12	6-8	0-4	4	3	2	3	0	1	24
BETHUNE-COOKMAN	12/15	*	34	6-11	4-8	8-8	0-4	4	2	2	1	0	2	24
vs Gonzaga	12/18	*	36	4-13	2-6	7-8	0-5	5	4	1	5	0	2	17
vs San Diego	12/22	*	25	5-8	3-5	0-1	0-3	3	0	3	2	0	3	13
vs Washington State	12/23	*	37	7-22	3-15	12-12	0-4	4	4	1	4	0	1	29
vs Florida State	12/25	*	37	5-15	1-5	12-17	3-3	6	2	3	2	0	1	23
TEXAS SOUTHERN	1/2	*	37	6-18	3-12	2-5	1-5	6	4	1	1	0	2	17
MORGAN STATE	1/4	*	37	13-22	10-18	7-7	0-6	6	1	3	3	0	2	43
■ at Texas Tech	1/8	*	37	6-17	4-11	4-4	1-4	5	2	2	3	0	0	20
■ OKLAHOMA	1/11	*	38	6-9	4-7	0-0	1-2	3	2	3	5	0	3	16
■ at Iowa State	1/15	*	36	8-19	4-11	0-0	2-4	6	2	1	3	0	0	20
■ KANSAS	1/17	*	35	3-9	1-3	6-7	1-2	3	1	1	5	0	1	13
■ OKLAHOMA STATE	1/22	*	36	6-9	3-5	1-3	0-3	3	2	1	3	0	0	16
■ at Kansas State	1/24	*	38	4-17	3-8	2-2	1-1	2	5	3	1	0	3	13
■ COLORADO	1/29	*	36	6-18	3-7	11-11	2-5	7	3	6	3	0	1	26
■ at Oklahoma	2/2	*	36	5-10	3-5	2-2	0-3	3	2	0	5	0	2	15
■ at Texas A&M	2/5	*	40	6-17	5-13	0-2	0-4	4	3	5	7	0	1	17
■ NEBRASKA	2/9	*	36	5-13	2-7	12-13	1-3	4	1	4	6	0	0	24
■ at Texas	2/12	*	38	11-26	2-8	2-3	2-2	4	3	0	4	0	1	26
WAYLAND BAPTIST	2/15	*	35	6-17	3-13	2-2	0-0	0	2	1	1	0	5	17
■ TEXAS TECH	2/19	*	36	8-16	1-6	4-5	3-0	3	2	3	4	0	0	21
■ at Missouri	2/23	*	36	4-14	2-8	2-2	0-0	0	1	0	6	0	0	12
■ TEXAS A&M	2/26	*	35	5-16	2-10	4-6	1-2	3	3	1	5	0	0	16
■ at Oklahoma State	3/1	*	35	2-16	1-9	2-2	0-1	1	3	0	4	1	0	7
■ TEXAS	3/5	*	38	8-19	3-11	3-4	0-3	3	3	2	3	0	0	22

## CAREER STATISTICS (ALL GAMES)

YEAR	GP-GS	MIN-AVG	FG-A	PCT	3FG-A	PCT	FT-A	PCT	OFF-DEF-TOT	AVG	PF-D	A	TO	B	S	TP	AVG
2007-08	31-0	681-22.0	130-288	.451	74-178	.416	87-104	.837	35-92-127	4.1	69-1	24	46	0	28	421	13.6
2008-09	39-14	1118-28.7	194-438	.443	109-281	.388	117-142	.824	51-139-190	4.9	108-3	24	70	6	42	614	15.7
2009-10	36-36	1174-32.6	231-513	.450	116-277	.419	126-147	.857	30-143-173	4.8	108-4	68	91	11	49	704	19.6
2010-11	27-27	951-35.2	166-411	.404	88-242	.364	115-139	.827	21-80-101	3.7	64-1	57	98	1	37	535	19.8
<b>Career</b>	<b>133-77</b>	<b>3924-29.5</b>	<b>721-1650</b>	<b>.437</b>	<b>387-978</b>	<b>.396</b>	<b>445-532</b>	<b>.836</b>	<b>137-454-591</b>	<b>4.4</b>	<b>349-9</b>	<b>173</b>	<b>305</b>	<b>18</b>	<b>156</b>	<b>2274</b>	<b>17.1</b>

## CAREER STATISTICS (BIG 12)

Year	GP-GS	Min-Avg	FG-A	Pct	3FG-A	Pct	FT-A	Pct	Off-Def-Tot	Avg	PF-D	A	TO	B	S	TP	Avg
2007-08	16-0	346-21.6	63-155	.406	34-93	.366	57-66	.864	16-45-61	3.8	34-1	11	27	0	11	217	13.6
2008-09	16-2	450-28.1	74-174	.425	36-107	.336	46-60	.767	22-45-67	4.2	44-1	2	26	3	13	230	14.4
2009-10	16-16	550-34.4	108-231	.468	56-118	.475	59-65	.908	15-77-92	5.8	52-2	21	43	7	23	331	20.7
2010-11	16-16	586-36.6	93-245	.380	43-129	.333	55-66	.833	15-39-54	3.4	38-1	32	67	1	12	284	17.8
<b>Career</b>	<b>64-34</b>	<b>1932-30.2</b>	<b>338-805</b>	<b>.420</b>	<b>169-447</b>	<b>.378</b>	<b>217-257</b>	<b>.844</b>	<b>68-206-274</b>	<b>4.3</b>	<b>168-5</b>	<b>66</b>	<b>163</b>	<b>11</b>	<b>59</b>	<b>1062</b>	<b>16.6</b>



## ELLIS NOTEBOOK

- Graduated Dec. 18 from Baylor with degree in speech communications and then played in Baylor's 68-64 loss to Gonzaga later that day in Dallas; currently attending graduate school at Baylor
- Has scored 105 points in 2010-11, surpassing his career points total after two seasons at Baylor
- Scored more points in Big 12 play this season (24) than in his first two seasons combined (14)
- Scored 9 points and blocked 2 shots in 68-60 win over Texas Southern (Jan. 2)
- Scored 6 points and grabbed 4 rebounds in Baylor's 90-45 rout of Prairie View A&M (Nov. 29)
- Added 9 points and season-high 5 rebounds in 17 minutes vs. Lipscomb (Nov. 22)
- Chipped in 8 points and season-high 4 points in 30 minutes vs. Jackson State (Nov. 18)
- Scored 9 points and added 3 assists in career-high 32 minutes vs. La Salle (Nov. 16)
- Made career-first start vs. Grambling State (Nov. 12), scoring career-high 14 points in 17 minutes
- Traveled to Kenya in May 2010 with Baylor Sports Ministry Team
- Averaged 6.1 minutes in 29 games as reserve forward in 2009-10
- Redshirted in 2007-08 season

## 3 — FRED ELLIS

F • 6-6 • 215 • JR. • 2L

SACRAMENTO, CALIF. (SACRAMENTO HS)

### SEASON HIGHS

Points: 14 — vs. Grambling State, 11/12/10

FG: 4 — three times

FGA: 8 — vs. Lipscomb, 11/22/10

3FG: 2 — vs. Arizona State, 12/3/10

3FGA: 3 — three times

FT: 5 — vs. Grambling State, 11/12/10

FTA: 6 — vs. Grambling State, 11/12/10

Rebounds: 6 — vs. Bethune-Cookman, 12/15/10

Assists: 3 — vs. La Salle, 11/16/10

Steals: 2 — vs. Texas Southern, 1/2/11

Blocks: 2 — vs. Texas Southern, 1/2/11

Turnovers: 4 — vs. Jackson State, 11/18/10

Minutes Played: 32 — vs. La Salle, 11/16/10

### CAREER HIGHS

Points: 14 — vs. Grambling State, 11/12/10

FG: 4 — twice; last vs. Lipscomb, 11/22/10

FGA: 8 — vs. Lipscomb, 11/22/10

3FG: 2 — twice; last vs. Arizona State, 12/2/10

3FGA: 3 — three times

FT: 5 — vs. Grambling State, 11/12/10

FTA: 6 — twice; last vs. Grambling State, 11/12/10

Rebounds: 6 — twice; last vs. Bethune-Cookman, 12/15/10

Assists: 3 — vs. La Salle, 11/16/10

Steals: 2 — four times

Blocks: 2 — twice; last vs. Texas Southern, 1/2/11

Turnovers: 4 — vs. Jackson State, 11/18/10

Minutes Played: 32 — vs. La Salle, 11/16/10

### MISCELLANEOUS

	GAMES	BU W-L
Double-Figure Points:	2	2-0
Double-Figure Rebounds:	—	—
Led Team in Rebounds:	—	—
Double-Doubles:	—	—

## 2010-2011 GAME-BY-GAME

OPPONENT	DATE	GS	Min	FG	3FG	FT	OR-DR	TR	PF	A	T	B	S	PTS
GRAMBLING STATE	11/12	*	17	4-6	1-1	5-6	1-2	3	4	2	0	0	0	14
LA SALLE	11/16	*	32	3-6	1-3	2-2	1-1	2	1	3	3	0	0	9
JACKSON STATE	11/18	*	30	2-4	1-3	3-4	0-4	4	3	1	4	0	1	8
LIPSCOMB	11/22		17	4-8	1-3	0-0	3-2	5	1	1	3	0	1	9
PRAIRIE VIEW A&M	11/29		20	3-6	0-1	0-0	1-3	4	2	0	0	0	1	6
ARIZONA STATE	12/2		19	2-4	2-2	0-0	1-2	3	2	0	0	0	1	6
BETHUNE-COOKMAN	12/15		19	2-4	0-1	1-2	3-3	6	1	2	1	0	1	5
vs Gonzaga	12/18		13	0-1	0-1	3-4	0-2	2	3	1	2	0	0	3
vs San Diego	12/22		23	2-7	0-3	0-0	2-3	5	0	0	1	1	1	4
vs Washington State	12/23		18	0-4	0-2	1-2	2-0	2	3	0	2	0	1	1
vs Florida State	12/25		16	0-2	0-1	0-0	1-2	3	3	0	1	0	1	0
TEXAS SOUTHERN	1/2		20	4-6	1-1	0-0	1-1	2	1	1	3	2	2	9
MORGAN STATE	1/4		19	0-0	0-0	4-4	1-1	2	0	0	0	1	0	4
■ at Texas Tech	1/8		10	0-0	0-0	0-0	0-1	1	0	0	0	0	0	0
■ OKLAHOMA	1/11		18	2-4	0-0	0-0	0-0	0	0	1	1	0	0	4
■ at Iowa State	1/15		15	0-4	0-1	0-0	0-0	0	1	3	2	0	1	0
■ KANSAS	1/17		3	0-0	0-0	0-0	0-0	0	0	0	0	0	0	0
■ OKLAHOMA STATE	1/22		9	0-1	0-0	0-0	0-1	1	2	0	0	0	0	0
■ at Kansas State	1/24		10	0-1	0-0	0-0	0-0	0	1	1	0	0	0	0
■ COLORADO	1/29		22	1-2	0-1	0-0	1-2	3	3	0	1	2	1	2
■ at Oklahoma	2/2		9	0-1	0-1	0-0	0-1	1	4	0	1	0	0	0
■ at Texas A&M	2/5		12	1-2	0-1	0-1	0-1	1	1	0	0	0	0	2
■ NEBRASKA	2/9		12	1-2	0-0	2-2	1-2	3	1	1	0	0	0	4
■ at Texas	2/12		19	2-5	0-0	1-1	1-4	5	5	1	1	0	0	5
WAYLAND BAPTIST	2/15		14	0-1	0-0	3-4	0-3	3	2	2	2	0	0	3
■ TEXAS TECH	2/19		11	1-2	0-1	0-0	0-1	1	1	1	0	0	0	2
■ at Missouri	2/23		6	0-0	0-0	0-0	0-2	2	0	0	1	0	0	0
■ TEXAS A&M	2/26		9	0-0	0-0	0-0	1-1	2	2	0	0	0	0	0
■ at Oklahoma State	3/1		16	1-2	1-1	0-0	0-2	2	1	2	1	0	0	3
■ TEXAS	3/5		11	1-3	0-1	0-0	1-0	1	0	0	1	0	1	2

## CAREER STATISTICS (ALL GAMES)

YEAR	GP-GS	MIN-AVG	FG-A	PCT	3FG-A	PCT	FT-A	PCT	OFF-DEF-TOT	AVG	PF-D	A	TO	B	S	TP	AVG
2008-09	26-0	182-7.0	13-36	.361	2-10	.200	12-20	.600	16-27-43	1.7	33-0	6	14	8	7	40	1.5
2009-10	29-0	176-6.1	12-41	.293	6-18	.333	10-12	.833	15-30-45	1.6	25-0	5	9	0	6	40	1.4
2010-11	30-3	469-15.6	36-88	.409	8-29	.276	25-32	.781	22-47-69	2.3	48-1	23	31	6	13	105	3.5
Career	85-3	827-9.7	61-165	.370	16-57	.281	47-64	.734	53-104-157	1.8	106-1	34	54	14	26	185	2.2

## CAREER STATISTICS (BIG 12)

YEAR	GP-GS	MIN-AVG	FG-A	PCT	3FG-A	PCT	FT-A	PCT	OFF-DEF-TOT	AVG	PF-D	A	TO	B	S	TP	AVG
2008-09	10-0	38-3.8	0-7	.000	0-0	.000	0-2	.000	9-5-14	1.4	14-0	0	5	1	1	0	0.0
2009-10	10-0	50-5.0	3-9	.333	2-4	.500	6-7	.857	6-4-10	1.0	8-0	2	1	0	2	14	1.4
2010-11	16-0	192-12.0	10-29	.345	1-7	.143	3-4	.750	5-18-23	1.4	22-1	10	9	2	3	24	1.5
Career	36-0	280-7.8	13-45	.289	3-11	.273	9-13	.692	20-27-47	1.3	44-1	12	15	3	6	38	1.1



## 41 — ANTHONY JONES

F • 6-10 • 190 • JR. • 2L  
HOUSTON, TEXAS (YATES HS)

### SEASON HIGHS

**Points:** 17 — twice; last vs. Kansas, 1/17/11  
**FG:** 7 — vs. Grambling State, 11/12/10  
**FGA:** 10 — vs. Grambling State, 11/12/10  
**3FG:** 3 — twice; last vs. Kansas, 1/17/11  
**3FGA:** 4 — vs. Grambling State, 11/12/10  
**FT:** 6 — four times  
**FTA:** 7 — twice; last vs. Oklahoma State, 1/22/11  
**Rebounds:** 10 — vs. Grambling State, 11/12/10  
**Assists:** 3 — vs. Morgan State, 1/4/11  
**Steals:** 3 — vs. Texas Southern, 1/2/11  
**Blocks:** 2 — twice; last at Oklahoma State, 3/1/11  
**Turnovers:** 3 — three times  
**Minutes Played:** 40 — at Texas A&M, 2/5/11

### CAREER HIGHS

**Points:** 17 — twice; last vs. Kansas, 1/17/11  
**FG:** 7 — vs. Grambling State, 11/12/10  
**FGA:** 14 — at Texas Tech, 3/2/10  
**3FG:** 3 — four times  
**3FGA:** 6 — vs. Sam Houston State, 3/18/10  
**FT:** 7 — vs. Oklahoma State, 1/17/10  
**FTA:** 7 — twice; last vs. Oklahoma State, 1/22/11  
**Rebounds:** 11 — twice; last at Texas, 1/30/10  
**Assists:** 5 — vs. Hardin-Simmons, 11/22/09  
**Blocks:** 2 — six times  
**Steals:** 4 — vs. Jackson State, 12/15/09  
**Turnovers:** 3 — four times  
**Minutes Played:** 41 — vs. Iowa, 11/27/09

### MISCELLANEOUS

	GAMES	BU W-L
Double-Figure Points:	19	15-4
Double-Figure Rebounds:	3	3-0
Led Team in Rebounds:	5	4-1
2+ Blocks:	6	4-2
Double-Doubles:	2	2-0

## JONES NOTEBOOK

- Has 82 personal fouls in 91 career games (one PF per 25.3 career minutes played)
- Has recorded 5+ rebounds in 20 games (8 games with 7+ rebounds)
- Baylor 15-4 when Jones scores in double figures
- Hit game-winning shot with 3.1 seconds left to give Baylor 76-74 upset win at No. 16 Texas A&M (Feb. 5)
- Had 16 points and added 6 rebounds in a road loss at Oklahoma (Feb. 2)
- Tallied 13 points and 7 rebounds in Baylor's 76-57 win over Oklahoma State (Jan. 22)
- Tied career high with 17 points on 6-of-8 shooting in loss to No. 2 Kansas (Jan. 17)
- Posted team-high 16 points in Baylor's 83-50 rout of San Diego (Dec. 22) in Hawaiian Airlines Diamond Head Classic
- Scored 12 points in Baylor's 71-59 win at Texas Tech (Jan. 8)
- Posted double-double vs. Grambling State (Nov. 12), scoring career-high 17 points with 10 rebounds
- Adds incredible length when defending the perimeter
- National recruiting rankings include: No. 27 *The Hoop Scoop*, No. 30 *Scout.com*, No. 30 CSTV/Hoopmaster, No. 45 *Rivals.com* and No. 6 SF by *Scout.com* and No. 9 by *Rivals.com*
- Nicknamed "Ant"

## 2010-2011 GAME-BY-GAME


OPPONENT	DATE	GS	Min	FG	3FG	FT	OR-DR	TR	PF	A	T	B	S	PTS
GRAMBLING STATE	11/12	*	30	7-10	3-4	0-0	4-6	10	3	1	1	0	0	17
LA SALLE	11/16	*	35	4-7	1-3	5-6	1-6	7	0	2	2	2	2	14
JACKSON STATE	11/18	*	27	0-1	0-1	6-6	1-6	7	2	1	2	0	1	6
LIPSCOMB	11/22	*	26	3-9	0-2	0-0	2-5	7	2	2	2	1	0	6
PRAIRIE VIEW A&M	11/29	*	22	2-4	0-1	1-2	1-4	5	0	1	0	0	0	5
ARIZONA STATE	12/2	*	25	2-6	0-2	0-0	1-7	8	0	1	2	0	1	4
BETHUNE-COOKMAN	12/15	*	29	2-8	0-4	2-2	1-2	3	0	1	0	0	1	6
vs Gonzaga	12/18	*	32	0-4	0-3	2-2	2-5	7	1	2	2	1	2	2
vs San Diego	12/22	*	30	5-7	0-2	6-7	1-4	5	0	0	2	0	1	16
vs Washington State	12/23	*	28	3-6	0-3	0-0	2-3	5	1	0	0	1	0	6
vs Florida State	12/25	*	24	1-4	1-1	0-2	0-2	2	1	0	1	0	0	3
TEXAS SOUTHERN	1/2	*	27	3-5	1-2	4-4	2-5	7	0	1	2	0	3	11
MORGAN STATE	1/4	*	26	0-1	0-0	6-6	1-2	3	2	3	1	0	2	6
■ at Texas Tech	1/8	*	30	5-7	2-3	0-0	0-3	3	2	1	3	1	1	12
■ OKLAHOMA	1/11	*	23	4-6	1-2	0-1	1-3	4	3	0	3	0	0	9
■ at Iowa State	1/15	*	22	2-4	1-2	1-2	1-4	5	1	1	0	0	0	6
■ KANSAS	1/17	*	37	6-8	3-3	2-3	2-2	4	1	2	1	1	1	17
■ OKLAHOMA STATE	1/22	*	33	3-4	1-1	6-7	1-6	7	1	2	2	0	1	13
■ at Kansas State	1/24	*	33	2-4	0-2	2-3	2-3	5	1	0	2	0	0	6
■ COLORADO	1/29	*	27	1-4	1-2	0-0	1-4	5	1	0	2	0	0	3
■ at Oklahoma	2/2	*	35	7-9	2-3	0-0	1-5	6	1	1	1	0	0	16
■ at Texas A&M	2/5	*	40	4-6	2-2	0-0	3-5	8	2	1	3	0	0	10
■ NEBRASKA	2/9	*	32	0-3	0-2	4-4	1-2	3	2	2	3	1	0	4
■ at Texas	2/12	*	32	2-5	1-3	0-0	1-4	5	1	0	0	0	2	5
WAYLAND BAPTIST	2/15	*	33	3-5	0-1	1-1	2-4	6	1	1	3	0	0	7
■ TEXAS TECH	2/19	*	33	3-8	2-7	3-4	1-5	6	2	0	1	1	0	11
■ at Missouri	2/23	*	18	2-3	0-0	0-0	1-3	4	2	0	3	0	1	4
■ TEXAS A&M	2/26	*	36	3-3	2-2	0-0	1-3	4	1	1	1	0	0	8
■ at Oklahoma State	3/1	*	27	3-6	2-3	1-2	1-4	5	4	0	1	2	0	9
■ TEXAS	3/5	*	32	3-7	1-2	0-0	0-2	2	1	1	0	0	0	7

## CAREER STATISTICS (ALL GAMES)

YEAR	GP-GS	MIN-AVG	FG-A	PCT	3FG-A	PCT	FT-A	PCT	OFF-DEF-TOT	AVG	PF-D	A	TO	B	S	TP	AVG
2008-09	25-0	231-9.2	22-65	.338	12-45	.267	5-8	.625	11-21-32	1.3	11-0	5	8	11	6	61	2.4
2009-10	36-36	958-26.6	85-205	.415	23-69	.333	30-47	.638	48-125-173	4.8	32-1	39	46	15	18	223	6.2
2010-11	30-30	884-29.5	85-164	.518	27-68	.397	52-64	.813	39-119-158	5.3	39-0	28	46	11	19	249	8.3
<b>Career</b>	<b>91-66</b>	<b>2073-22.8</b>	<b>192-434</b>	<b>.442</b>	<b>62-182</b>	<b>.341</b>	<b>87-119</b>	<b>.731</b>	<b>98-265-363</b>	<b>4.0</b>	<b>82-1</b>	<b>72</b>	<b>100</b>	<b>37</b>	<b>43</b>	<b>533</b>	<b>5.9</b>

## CAREER STATISTICS (BIG 12)

YEAR	GP-GS	MIN-AVG	FG-A	PCT	3FG-A	PCT	FT-A	PCT	OFF-DEF-TOT	AVG	PF-D	A	TO	B	S	TP	AVG
2008-09	8-0	98-12.3	11-26	.423	6-18	.333	2-3	.667	6-9-15	1.9	5-0	0	4	4	1	30	3.8
2009-10	16-16	446-27.9	41-102	.402	7-33	.212	17-22	.773	23-52-75	4.7	19-1	9	22	8	11	106	6.6
2010-11	16-16	490-30.6	50-87	.575	21-39	.538	19-26	.731	18-58-76	4.8	26-0	12	26	6	6	140	8.8
<b>Career</b>	<b>40-32</b>	<b>1034-25.9</b>	<b>102-215</b>	<b>.474</b>	<b>34-90</b>	<b>.378</b>	<b>38-51</b>	<b>.745</b>	<b>47-119-166</b>	<b>4.2</b>	<b>50-1</b>	<b>21</b>	<b>52</b>	<b>18</b>	<b>18</b>	<b>276</b>	<b>6.9</b>



## 5 — PERRY JONES III

F • 6-11 • 200 • FR. • HS  
DUNCANVILLE, TEXAS (DUNCANVILLE HS)

### SEASON/CAREER HIGHS

Points: 27 — at Texas A&M, 2/5/11  
FG: 10 — vs. Oklahoma, 1/11/11  
FGA: 16 — at Texas A&M, 2/5/11  
3FG: 1 — vs. Washington State, 12/23/10  
3FGA: 2 — vs. Prairie View A&M, 11/29/10  
FT: 10 — vs. Oklahoma State, 1/22/11  
FTA: 12 — vs. Oklahoma State, 1/22/11  
Rebounds: 13 — vs. Prairie View A&M, 11/29/10  
Assists: 4 — twice; last vs. Arizona State, 12/2/10  
Steals: 5 — at Texas Tech, 1/8/11  
Blocks: 4 — vs. La Salle, 11/16/10  
Turnovers: 7 — vs. Grambling State, 11/12/10  
Minutes Played: 43 — at Texas A&M, 2/5/11

### MISCELLANEOUS

	GAMES	BU W-L
Double-Figure Points:	26	16-10
20+ Points:	6	5-1
Double-Figure Rebounds:	4	2-2
Led Team in Rebounds:	12	6-6
Double-Doubles:	3	2-1

## JONES III NOTEBOOK

**ALL-BIG 12, SECOND TEAM** (Big 12 coaches)

**ALL-BIG 12, THIRD TEAM** (Yahoo! Sports)

**BIG 12 ALL-ROOKIE TEAM, UNANIMOUS SELECTION** (Big 12 coaches)

- **Three-time Phillips 66 Big 12 Rookie of the Week** (Nov. 22; Jan. 17; Feb. 28)
- Big 12 Rankings (through March 8): 4th in FG percentage, 7th in minutes played, 8th in offensive rebounds, 9th in rebounding, 10th in defensive rebounds, 11th in scoring
- National Rankings (as of March 4): 36th in FG percentage
- Leads all Big 12 freshmen with 54.9 FG percentage and scoring (13.9) in all games
- Has scored in double figures in 26 games this season / Scored in double figures in 15 Big 12 games
- First Baylor freshman with 6 20-point games since 2007-08 season (**LaceDarius Dunn**)
- 6+ rebounds in 26 games this season; 8+ rebounds in 10 games
- Scored career-high 27 points in career-high 43 minutes to help Baylor to upset win at No. 16 Texas A&M (Feb. 5)
- Scored 24 points and added 8 rebounds in Baylor's 76-57 win over Oklahoma State (Jan. 22)
- Tallied 25 points and grabbed 7 rebounds in Baylor's 74-61 win over Oklahoma (Jan. 11)
- Highest-rated recruit in program history and fourth consensus top-50 recruit under head coach Scott Drew
- Second signee in program history — **Tweety Carter** — named to *Parade*, McDonald's and Jordan Brand All-America teams
- Played in 33rd McDonald's All-American Game in April 2010
- Overall Rankings — No. 2 (*Sporting News*), No. 4 (*Scout.com*), No. 6 (*Rivals.com*), No. 7 (*MaxPreps.com*), No. 9 (ESPNU)
- Position Rankings — No. 2 PF (*Rivals.com*), No. 2 C (*Scout.com*), No. 4 PF (ESPNU)
- Nicknamed "PJ3"

### 2010-2011 GAME-BY-GAME


OPPONENT	DATE	GS	Min	FG	3FG	FT	OR-DR	TR	PF	A	T	B	S	PTS
GRAMBLING STATE	11/12	*	32	4-11	0-1	3-6	1-7	8	2	4	7	2	1	11
LA SALLE	11/16	*	32	6-14	0-0	0-2	2-9	11	3	1	1	4	1	12
JACKSON STATE	11/18	*	36	9-13	0-0	2-3	2-6	8	1	1	4	0	3	20
LIPSCOMB	11/22	*	33	3-8	0-0	0-2	1-6	7	3	2	1	2	0	6
PRAIRIE VIEW A&M	11/29	*	29	7-12	0-2	2-5	6-7	13	1	2	0	1	1	16
ARIZONA STATE	12/2	*	36	6-9	0-0	0-0	3-4	7	1	4	1	0	0	12
BETHUNE-COOKMAN	12/15	*	28	5-7	0-1	5-6	4-5	9	2	1	1	0	1	15
vs Gonzaga	12/18	*	32	8-15	0-1	3-6	2-6	8	4	0	2	1	0	19
vs San Diego	12/22	*	26	5-8	0-1	1-2	2-4	6	1	1	1	0	1	11
vs Washington State	12/23	*	27	4-9	1-1	2-2	6-1	7	4	0	0	0	1	11
vs Florida State	12/25	*	31	2-6	0-1	0-0	0-6	6	4	1	4	1	0	4
TEXAS SOUTHERN	1/2	*	15	0-3	0-0	0-0	1-0	1	4	0	2	0	0	0
MORGAN STATE	1/4	*	40	8-13	0-0	1-3	2-5	7	2	1	0	2	0	17
■ at Texas Tech	1/8	*	36	8-9	0-0	4-6	3-3	6	4	1	1	0	5	20
■ OKLAHOMA	1/11	*	35	10-13	0-0	5-6	4-3	7	0	1	1	2	0	25
■ at Iowa State	1/15	*	38	5-9	0-0	0-2	2-3	5	2	0	2	1	0	10
■ KANSAS	1/17	*	38	6-11	0-0	8-8	1-1	2	2	0	1	0	0	20
■ OKLAHOMA STATE	1/22	*	38	7-9	0-0	10-12	3-5	8	3	0	5	1	0	24
■ at Kansas State	1/24	*	34	3-5	0-0	5-8	2-6	8	4	1	2	0	0	11
■ COLORADO	1/29	*	38	6-12	0-0	2-4	3-3	6	2	2	2	1	0	14
■ at Oklahoma	2/2	*	39	8-14	0-0	3-5	4-3	7	2	0	3	0	0	19
■ at Texas A&M	2/5	*	43	9-16	0-0	9-9	4-3	7	3	2	3	1	0	27
■ NEBRASKA	2/9	*	36	4-6	0-0	3-6	3-4	7	1	2	2	0	0	11
■ at Texas	2/12	*	34	6-13	0-0	1-2	1-5	6	1	1	2	1	0	13
WAYLAND BAPTIST	2/15	*	35	5-6	0-0	4-10	4-3	7	1	3	2	1	1	14
■ TEXAS TECH	2/19	*	38	2-4	0-0	6-8	3-4	7	2	1	5	1	1	10
■ at Missouri	2/23	*	35	5-13	0-0	0-0	2-8	10	3	0	4	0	0	10
■ TEXAS A&M	2/26	*	35	7-13	0-0	2-2	4-3	7	2	1	2	2	0	16
■ at Oklahoma State	3/1	*	34	2-8	1-2	5-6	3-3	6	4	1	3	1	0	10
■ TEXAS	3/5	*	34	2-6	0-0	5-6	1-10	11	3	2	5	2	0	9

### CAREER STATISTICS (ALL GAMES)

YEAR	GP-GS	MIN-AVG	FG-A	PCT	3FG-A	PCT	FT-A	PCT	OFF-DEF-TOT	AVG	PF-D	A	TO	B	S	TP	AVG
2010-11	30-30	1017-33.9	162-295	.549	2-10	.200	91-137	.664	79-136-215	7.2	71-0	36	69	27	16	417	13.9
Career	30-30	1017-33.9	162-295	.549	2-10	.200	91-137	.664	79-136-215	7.2	71-0	36	69	27	16	417	13.9

### CAREER STATISTICS (BIG 12)

YEAR	GP-GS	MIN-AVG	FG-A	PCT	3FG-A	PCT	FT-A	PCT	OFF-DEF-TOT	AVG	PF-D	A	TO	B	S	TP	AVG
2010-11	16-16	585-36.6	90-161	.559	1-2	.500	68-90	.756	43-67-110	6.9	38-0	15	43	13	6	249	15.6
Career	16-16	585-36.6	90-161	.559	1-2	.500	68-90	.756	43-67-110	6.9	38-0	15	43	13	6	249	15.6



## 20 — STARGELL LOVE

6 • 6-3 • 175 • FR. • HS

LUMBERTON, N.C. (QUALITY EDUCATION ACADEMY)

### SEASON/CAREER HIGHS

Points: 11 — at Kansas State, 1/24/11

FG: 4 — twice; last at Missouri, 2/23/11

FGA: 8 — at Missouri, 2/23/11

3FG: 2 — at Missouri, 2/23/11

3FGA: 2 — four times

FT: 2 — twice; last at Kansas State, 1/24/11

FTA: 4 at Kansas State, 1/24/11

Rebounds: 7 — vs. Grambling State, 11/12/10

Assists: 6 — vs. Grambling State, 11/12/10

Steals: 2 — vs. Prairie View A&M, 11/29/10

Blocks: 2 — vs. Lipscomb, 11/22/10

Turnovers: 6 — vs. Grambling State, 11/12/10

Minutes Played: 34 — vs. Grambling State, 11/12/10

### MISCELLANEOUS

	GAMES	BU W-L
Double-Figure Points:	2	0-2
Led Team in Points:	—	—
20+ Points:	—	—
5+ Assists:	1	1-0
Led Team in Assists:	1	1-0

### LOVE NOTEBOOK

- **Pronunciation:** Star-JUHL
- Missed 7 games with stress fracture in left foot
- Knocked down 35-foot shot to end first half at Missouri (Feb. 25) and finished with 10 points
- Scored career-high 11 points in 18 minutes in 69-61 loss at Kansas State (Jan. 24)
- Scored 5 points in 9 minutes, helping Baylor to Big 12 opening win at Texas Tech (Jan. 8)
- Scored 4 points and added 4 assists in Baylor's 90-45 rout of Prairie View A&M (Nov. 29)
- Blocked 2 shots in 7 minutes vs. Lipscomb (Nov. 22)
- Tallied 2 points, 2 assists and 4 rebounds in 16 minutes off bench vs. La Salle (Nov. 16)
- Had 4 points, 6 assists and 7 rebounds in career-first start in 87-52 season-opening win vs. Grambling State (Nov. 12)
- Averaged 17.0 points, 10.0 assists and 3.0 steals as senior in 2009-10 at Quality Education Academy in Winston-Salem, N.C.
- Guided Fighting Pharaohs to 27-8 record in 2009-10 and back-to-back National Christian Schools Athletic Association (NCSAA) championships in 2009 and 2010
- Rated No. 17 PG and No. 89 player overall in ESPN Top 100 for Class of 2010
- McDonald's High School All-American nominee in 2010

### 2010-2011 GAME-BY-GAME


OPPONENT	DATE	GS	Min	FG	3FG	FT	OR-DR	TR	PF	A	T	B	S	PTS
GRAMBLING STATE	11/12	*	34	2-6	0-2	0-0	1-6	7	2	6	6	0	1	4
LA SALLE	11/16		16	1-2	0-1	0-0	0-4	4	1	2	3	0	0	2
JACKSON STATE	11/18		15	1-1	0-0	0-0	0-2	2	1	2	3	0	0	2
LIPSCOMB	11/22		7	0-0	0-0	0-0	0-0	0	2	0	1	2	0	0
PRAIRIE VIEW A&M	11/29		19	1-3	0-1	2-2	0-1	1	3	4	0	0	2	4
ARIZONA STATE	12/2		5	0-0	0-0	0-0	0-0	0	0	1	0	0	1	0
BETHUNE-COOKMAN	12/15		—DID NOT PLAY (INJURED)—											
vs Gonzaga	12/18		—DID NOT PLAY (INJURED)—											
vs San Diego	12/22		—DID NOT PLAY (INJURED)—											
vs Washington State	12/23		—DID NOT PLAY (INJURED)—											
vs Florida State	12/25		—DID NOT PLAY (INJURED)—											
TEXAS SOUTHERN	1/2		—DID NOT PLAY (INJURED)—											
MORGAN STATE	1/4		—DID NOT PLAY (INJURED)—											
▪ at Texas Tech	1/8		9	2-4	1-1	0-0	0-0	0	1	0	0	0	1	5
▪ OKLAHOMA	1/11		16	0-1	0-1	0-0	0-2	2	1	3	1	0	1	0
▪ at Iowa State	1/15		11	0-1	0-1	0-0	0-2	2	0	1	3	0	1	0
▪ KANSAS	1/17		5	0-2	0-2	0-0	0-0	0	0	1	1	0	0	0
▪ OKLAHOMA STATE	1/22		7	0-1	0-1	0-0	0-3	3	1	2	1	0	0	0
▪ at Kansas State	1/24		18	4-6	1-2	2-4	0-0	0	2	2	2	0	0	11
▪ COLORADO	1/29		14	2-4	0-1	0-0	2-1	3	2	0	2	0	0	4
▪ at Oklahoma	2/2		10	0-4	0-2	0-0	0-2	2	2	3	0	0	0	0
▪ at Texas A&M	2/5		7	1-2	0-0	0-0	0-1	1	2	2	0	0	1	2
▪ NEBRASKA	2/9		11	1-3	0-0	0-0	0-1	1	0	0	1	0	0	2
▪ at Texas	2/12		9	0-1	0-0	0-0	0-0	0	2	0	2	0	0	0
WAYLAND BAPTIST	2/15		8	0-0	0-0	0-0	0-0	0	2	1	2	0	0	0
▪ TEXAS TECH	2/19		5	0-1	0-1	0-0	0-1	1	2	0	0	0	0	0
▪ at Missouri	2/23		24	4-8	2-2	0-0	0-2	2	0	2	1	0	1	10
▪ TEXAS A&M	2/26		6	0-1	0-1	0-0	0-1	1	0	0	1	0	0	0
▪ at Oklahoma State	3/1		10	2-6	0-0	0-0	1-0	1	0	0	1	0	0	4
▪ TEXAS	3/5		11	0-0	0-0	0-0	0-1	1	2	1	2	0	0	0

### CAREER STATISTICS (ALL GAMES)

YEAR	GP-GS	MIN-AVG	FG-A	PCT	3FG-A	PCT	FT-A	PCT	OFF-DEF-TOT	AVG	PF-D	A	TO	B	S	TP	AVG
2010-11	23-1	277-12.0	21-57	.368	4-19	.211	4-6	.667	4-30-34	1.5	28-0	34	34	0	9	50	2.2
Career	23-1	277-12.0	21-57	.368	4-19	.211	4-6	.667	4-30-34	1.5	28-0	34	34	0	9	50	2.2

### CAREER STATISTICS (BIG 12)

YEAR	GP-GS	MIN-AVG	FG-A	PCT	3FG-A	PCT	FT-A	PCT	OFF-DEF-TOT	AVG	PF-D	A	TO	B	S	TP	AVG
2010-11	16-0	173-10.8	16-45	.356	4-15	.267	2-4	.500	3-17-20	1.3	17-0	17	18	0	5	38	2.4
Career	16-0	173-10.8	16-45	.356	4-15	.267	2-4	.500	3-17-20	1.3	17-0	17	18	0	5	38	2.4



## 11 — J'MISON MORGAN

C • 6-11 • 265 • JR. • TR  
DALLAS, TEXAS (UCLA)

### SEASON HIGHS

**Points:** 12 — vs. Grambling State, 11/12/10  
**FG:** 5 — three times  
**FGA:** 8 — vs. Bethune-Cookman, 12/15/10  
**3FG:** —  
**3FGA:** —  
**FT:** 2 — three times  
**FTA:** 6 — twice; last vs. Oklahoma State, 1/22/11  
**Rebounds:** 6 — three times  
**Assists:** 2 — vs. San Diego, 12/22/10  
**Steals:** 2 — vs. Kansas, 1/17/11  
**Blocks:** 4 — vs. Bethune-Cookman, 12/15/10  
**Turnovers:** 4 — vs. La Salle, 11/16/10  
**Minutes Played:** 26 — vs. Texas, 3/5/11

### CAREER HIGHS

**Points:** 12 — vs. Grambling State, 11/12/10  
**FG:** 5 — three times  
**FGA:** 8 — vs. Bethune-Cookman, 12/15/10  
**3FG:** —  
**3FGA:** —  
**FT:** 4 — FIU, 11/29/08  
**FTA:** 6 — three times  
**Rebounds:** 6 — three times  
**Assists:** 3 — at Washington State, 2/18/10  
**Steals:** 2 — vs. Kansas, 1/17/11  
**Blocks:** 4 — vs. Bethune-Cookman, 12/15/10  
**Turnovers:** 4 — vs. La Salle, 11/16/10  
**Minutes Played:** 26 — vs. Texas, 3/5/11

### MISCELLANEOUS

	GAMES	BU W-L
Double-Figure Points:	3	2-1
Double-Figure Rebounds:	—	—
Led Team in Rebounds:	—	—
2+ Blocks:	11	8-3
Double-Doubles:	—	—

### MORGAN NOTEBOOK

- **Pronunciation:** JAY-mis-son
- Big 12 Rankings (through March 8): 10th in blocked shots
- Has made 13 consecutive starts
- Baylor 8-3 when Morgan blocks 2+ shots / Has more blocks (34) this season than in 40 games at UCLA (26)
- Has 8 steals last 7 games (recorded 7 steals through season's first 23 games)
- Pulled down career-high-tying six rebounds in career-high 26 minutes vs. Texas (March 5)
- Posted third double-figure scoring game of season with 10 points at Missouri (Feb. 25)
- Contributed 9 points and career-high-tying 6 rebounds in 78-69 loss to Texas Tech (Feb. 19)
- Scored 11 points and added 5 rebounds and career-high 4 blocks vs. Bethune-Cookman (Dec. 15)
- Established career high for points (12) and tied then-career high for rebounds (5) in 87-52 win vs. Grambling State (Nov. 12)
- Granted waiver by NCAA in August 2010 and can play in 2010-11
- Transferred in April 2010 after spending two seasons at UCLA
- Rated No. 3 center and No. 23 overall prospect in Class of 2008 by *Scout.com*
- Listed as No. 4 center and No. 25 overall prospect in Class of 2008 by *Rivals.com*
- Rated nation's No. 2 center by *Streetball* and No. 4 player at his position by *BasketballPreps.com*
- Nicknamed "BoBo"

### 2010-2011 GAME-BY-GAME

OPPONENT	DATE	GS	Min	FG	3FG	FT	OR-DR	TR	PF	A	T	B	S	PTS
GRAMBLING STATE	11/12		20	5-7	0-0	2-6	1-4	5	3	0	1	2	0	12
LA SALLE	11/16		11	1-2	0-0	1-2	2-0	2	3	0	4	0	0	3
JACKSON STATE	11/18		12	0-2	0-0	0-0	0-4	4	2	0	3	3	1	0
LIPSCOMB	11/22		5	1-1	0-0	0-0	0-0	0	1	0	0	0	0	2
PRAIRIE VIEW A&M	11/29		14	1-6	0-0	0-2	2-1	3	3	1	1	2	0	2
ARIZONA STATE	12/2		13	2-2	0-0	0-0	0-1	1	0	0	2	0	0	4
BETHUNE-COOKMAN	12/15		15	5-8	0-0	1-4	3-2	5	1	0	0	4	0	11
vs Gonzaga	12/18		16	1-2	0-0	1-2	1-1	2	3	1	1	1	1	3
vs San Diego	12/22		15	1-4	0-0	1-2	3-3	6	1	2	0	1	1	3
vs Washington State	12/23		12	1-2	0-0	0-1	2-2	4	1	0	1	0	0	2
vs Florida State	12/25		14	0-1	0-0	0-0	1-0	1	2	0	0	0	1	0
TEXAS SOUTHERN	1/2		24	1-1	0-0	0-4	1-3	4	3	0	1	2	1	2
MORGAN STATE	1/4		5	0-0	0-0	2-4	1-0	1	3	0	0	0	0	2
▪ at Texas Tech	1/8		10	0-2	0-0	0-0	2-1	3	1	0	2	1	1	0
▪ OKLAHOMA	1/11		9	0-0	0-0	0-0	0-1	1	1	0	0	0	0	0
▪ at Iowa State	1/15		4	0-1	0-0	0-0	1-0	1	1	0	0	0	0	0
▪ KANSAS	1/17		18	1-1	0-0	0-1	0-1	1	1	1	0	1	2	2
▪ OKLAHOMA STATE	1/22	*	13	0-2	0-0	2-6	0-0	0	3	0	1	2	0	2
▪ at Kansas State	1/24	*	9	0-0	0-0	0-0	0-1	1	4	0	1	1	0	0
▪ COLORADO	1/29	*	3	0-0	0-0	0-0	0-0	0	0	0	0	0	0	0
▪ at Oklahoma	2/2	*	6	0-1	0-0	0-0	0-0	0	1	0	0	0	0	0
▪ at Texas A&M	2/5	*	10	1-3	0-0	0-0	0-2	2	4	0	0	1	0	2
▪ NEBRASKA	2/9	*	15	2-2	0-0	2-2	0-0	0	3	0	0	2	0	6
▪ at Texas	2/12	*	8	1-2	0-0	0-0	0-2	2	3	0	0	2	1	2
WAYLAND BAPTIST	2/15	*	11	2-3	0-0	0-0	2-0	2	1	0	0	1	1	4
▪ TEXAS TECH	2/19	*	16	3-3	0-0	3-3	1-5	6	0	0	0	2	1	9
▪ at Missouri	2/23	*	20	5-6	0-0	0-0	3-1	4	2	0	1	2	1	10
▪ TEXAS A&M	2/26	*	12	0-1	0-0	1-3	0-4	4	3	0	0	3	1	1
▪ at Oklahoma State	3/1	*	12	1-1	0-0	0-0	1-1	2	4	0	1	0	2	2
▪ TEXAS	3/5	*	26	1-2	0-0	2-2	3-3	6	4	0	0	1	0	4

### CAREER STATISTICS (ALL GAMES)

YEAR	GP-GS	MIN-AVG	FG-A	PCT	3FG-A	PCT	FT-A	PCT	OFF-DEF-TOT	AVG	PF-D	A	TO	B	S	TP	AVG
2008-09	21-0	114-5.4	19-37	.514	0-0	.000	10-25	.400	9-12-21	1.0	31-0	4	11	10	1	48	2.3
2009-10	19-0	166-8.7	16-39	.410	0-0	.000	4-11	.364	8-16-24	1.3	20-0	4	11	16	4	36	1.9
2010-11	30-13	378-12.6	36-68	.529	0-0	.000	18-44	.409	30-43-73	2.4	62-0	5	20	34	15	90	3.0
Career	70-13	658-9.4	67-144	.465	0-0	.000	32-80	.400	47-71-118	1.7	113-0	13	42	60	20	174	2.5

### CAREER STATISTICS (BIG 12)

YEAR	GP-GS	MIN-AVG	FG-A	PCT	3FG-A	PCT	FT-A	PCT	OFF-DEF-TOT	AVG	PF-D	A	TO	B	S	TP	AVG
2010-11	16-12	191-11.9	15-27	.556	0-0	.000	10-17	.588	11-22-33	2.1	35-0	1	6	18	9	40	2.5
Career	16-12	191-11.9	15-27	.556	0-0	.000	10-17	.588	11-22-33	2.1	35-0	1	6	18	9	40	2.5



## 14 — DRAGAN SEKELJA

C • 7-0 • 265 • SO. • 1L

ZAGREB, CROATIA (SPORTSKA GIMNAZIJA)

### SEASON HIGHS

Points: 5 — vs. Prairie View A&M, 11/29/10

FG: 2 — vs. Prairie View A&M, 11/29/10

FGA: 3 — vs. Prairie View A&M, 11/29/10

3FG: —

3FGA: —

FT: 1 — vs. Prairie View A&M, 11/29/10

FTA: 2 — vs. Prairie View A&M, 11/29/10

Rebounds: 3 — vs. San Diego, 12/22/10

Assists: —

Steals: —

Blocks: —

Turnovers: 4 — vs. San Diego, 12/22/10

Minutes Played: 13 — vs. San Diego, 12/22/10

### CAREER HIGHS

Points: 6 — vs. Hardin-Simmons, 11/22/09

FG: 2 — three times

FGA: 3 — twice; last vs. Prairie View A&M, 11/29/10

3FG: 1 — vs. Norfolk State, 11/13/09

3FGA: 1 — twice; last vs. Saint Mary's, 3/26/10

FT: 4 — vs. Jackson State, 12/15/09

FTA: 6 — vs. Jackson State, 12/15/09

Rebounds: 5 — vs. Hardin-Simmons, 11/22/09

Assists: 1 — twice; last at Texas Tech, 3/2/10

Steals: —

Blocks: 2 — vs. Hardin-Simmons, 11/22/09

Turnovers: 4 — vs. San Diego, 12/22/10

Minutes Played: 13 — vs. San Diego, 12/22/10

### MISCELLANEOUS

	GAMES	BU W-L
Double-Figure Points:	—	—
Double-Figure Rebounds:	—	—
Led Team in Rebounds:	—	—
2+ Blocks:	—	—
Double-Doubles:	—	—

## SEKELJA NOTEBOOK

- **Pronunciation:** DRAH-gen Sheck-you-LAH
- DNP 11 of last 12 games (coach's decision)
- Scoreless in 2 minutes in Baylor's 64-50 win vs. Wayland Baptist (Feb. 15) / DNP in 13 of last 15 games
- Played 1 minute off bench in Baylor's 76-57 win over Oklahoma State (Jan. 22) in first action since Dec. 22
- Pulled down season-high 3 rebounds in career-high 13 minutes vs. San Diego (Dec. 22)
- Scored season-high 5 points in 6 minutes in Baylor's 90-45 rout of Prairie View A&M (Nov. 29)
- Grabbed 1 rebound in 1 minute vs. Lipscomb (Nov. 22)
- Played 6 minutes in Baylor's 87-52 season-opening win vs. Grambling State (Nov. 12)
- Addition of Sekelja continues Scott Drew's trend of recruiting international talent
- Played in 15 games as a reserve center, averaging 1.4 points and 0.8 rebounds in 2.8 minutes per contest in 2009-10
- Established career highs in points (six), rebounds (five), blocks (two), minutes played (12) vs. Hardin-Simmons (Nov. 22, 2009)
- Led Cibona Zagreb to third-place finish at 2009 Croatian Junior National Championships, averaging 19.0 points, 10.0 rebounds and 3.0 blocks
- Member of U16 and U18 Croatia National Teams

## 2010-2011 GAME-BY-GAME

OPPONENT	DATE	GS	Min	FG	3FG	FT	OR-DR	TR	PF	A	T	B	S	PTS
GRAMBLING STATE	11/12		6	0-1	0-0	0-0	0-1	1	0	0	1	0	0	0
LA SALLE	11/16		—	DID NOT PLAY—										
JACKSON STATE	11/18		—	DID NOT PLAY—										
LIPSCOMB	11/22		1	0-0	0-0	0-0	0-1	1	0	0	0	0	0	0
PRAIRIE VIEW A&M	11/29		6	2-3	0-0	1-2	1-1	2	1	0	0	0	0	5
ARIZONA STATE	12/2		—	DID NOT PLAY—										
BETHUNE-COOKMAN	12/15		3	1-2	0-0	0-0	0-0	0	0	0	0	0	0	2
vs Gonzaga	12/18		—	DID NOT PLAY—										
vs San Diego	12/22		13	0-7	0-0	0-0	3-0	3	1	0	4	0	0	0
vs Washington State	12/23		—	DID NOT PLAY—										
vs Florida State	12/25		—	DID NOT PLAY—										
TEXAS SOUTHERN	1/2		—	DID NOT PLAY—										
MORGAN STATE	1/4		—	DID NOT PLAY—										
▪ at Texas Tech	1/8		—	DID NOT PLAY—										
▪ OKLAHOMA	1/11		—	DID NOT PLAY—										
▪ at Iowa State	1/15		—	DID NOT PLAY—										
▪ KANSAS	1/17		—	DID NOT PLAY—										
▪ OKLAHOMA STATE	1/22		1	0-0	0-0	0-0	0-0	0	0	0	0	0	0	0
▪ at Kansas State	1/24		—	DID NOT PLAY—										
▪ COLORADO	1/29		—	DID NOT PLAY—										
▪ at Oklahoma	2/2		—	DID NOT PLAY—										
▪ at Texas A&M	2/5		—	DID NOT PLAY—										
▪ NEBRASKA	2/9		—	DID NOT PLAY—										
▪ at Texas	2/12		—	DID NOT PLAY—										
WAYLAND BAPTIST	2/15		2	0-0	0-0	0-0	0-0	0	2	0	1	0	0	0
▪ TEXAS TECH	2/19		—	DID NOT PLAY—										
▪ at Missouri	2/23		—	DID NOT PLAY—										
▪ TEXAS A&M	2/26		—	DID NOT PLAY—										
▪ at Oklahoma State	3/1		—	DID NOT PLAY—										
▪ TEXAS	3/5		—	DID NOT PLAY—										

## CAREER STATISTICS (ALL GAMES)

YEAR	GP-GS	MIN-AVG	FG-A	PCT	3FG-A	PCT	FT-A	PCT	OFF-DEF-TOT	AVG	PF-D	A	TO	B	S	TP	AVG
2009-10	15-0	42-2.8	6-13	.462	1-2	.500	8-12	.667	4-8-12	0.8	9-0	2	7	4	0	21	1.4
2010-11	7-0	32-4.6	3-13	.231	0-0	.000	1-2	.500	4-3-7	1.0	4-0	0	6	0	0	7	1.0
Career	22-0	74-3.4	9-26	.346	1-2	.500	9-14	.643	8-11-19	0.9	13-0	2	13	4	0	28	1.3

## CAREER STATISTICS (BIG 12)

YEAR	GP-GS	MIN-AVG	FG-A	PCT	3FG-A	PCT	FT-A	PCT	OFF-DEF-TOT	AVG	PF-D	A	TO	B	S	TP	AVG
2009-10	5-0	7-1.4	1-1	1.000	0-0	.000	0-0	.000	0-1-1	0.2	1-0	1	1	0	0	2	0.4
2010-11	1-0	1-1.0	0-0	.000	0-0	.000	0-0	.000	0-0-0	0.0	0-0	0	0	0	0	0	0.0
Career	6-0	8-1.3	1-1	1.000	0-0	.000	0-0	.000	0-1-1	0.2	1-0	1	1	0	0	2	0.3





## 22 — A.J. WALTON

G • 6-1 • 185 • SO. • 1L  
LITTLE ROCK, ARK. (HALL HS)

### SEASON HIGHS

**Points:** 15 — vs. Florida State, 12/25/10  
**FG:** 5 — vs. Arizona State, 12/2/10  
**FGA:** 13 — vs. Texas Southern, 1/2/11  
**3FG:** 3 — vs. Florida State, 12/25/10  
**3FGA:** 6 — vs. Lipscomb, 11/22/10  
**FT:** 6 — vs. Jackson State, 11/18/10  
**FTA:** 7 — three times  
**Rebounds:** 7 — vs. Texas Southern, 1/2/11  
**Assists:** 10 — vs. Bethune-Cookman, 12/15/10  
**Steals:** 5 — twice; last at Oklahoma State, 3/1/11  
**Blocks:** 1 — vs. Lipscomb, 11/22/10  
**Turnovers:** 9 — vs. Oklahoma State, 1/22/11  
**Minutes Played:** 39 — three times

### CAREER HIGHS

**Points:** 15 — vs. Florida State, 12/25/10  
**FG:** 5 — vs. Arizona State, 12/2/10  
**FGA:** 13 — vs. Texas Southern, 1/2/11  
**3FG:** 3 — vs. Florida State, 12/25/10  
**3FGA:** 6 — twice; last vs. Lipscomb, 11/22/10  
**FT:** 6 — twice; last vs. Jackson State, 11/18/10  
**FTA:** 7 — three times  
**Rebounds:** 7 — vs. Texas Southern, 1/2/11  
**Assists:** 10 — vs. Bethune-Cookman, 12/15/10  
**Steals:** 6 — at Texas, 1/30/10  
**Blocks:** 1 — three times  
**Turnovers:** 9 — vs. Oklahoma State, 1/22/11  
**Minutes Played:** 40 — vs. Hartford, 11/13/09

### MISCELLANEOUS

	GAMES	BU W-L
Double-Figure Points:	7	5-2
Led Team in Points:	—	—
20+ Points:	—	—
5+ Assists:	21	16-5
Led Team in Assists:	27	18-9

### WALTON NOTEBOOK

- Big 12 Rankings (through March 8): 1st in steals, 2nd in assists, 10th in minutes played, 11th in assist-to-turnover ratio
- National Rankings (as of March 4): 18th in steals, 55th in assists
- Ranks 5th on Baylor single-season list with 67 steals (Baylor sophomore record)
- Has at least 1 steal in 26 of his 29 games this season
- 5+ assists in 16 games (10 with 6+ assists) / 3+ steals in 13 games
- Scored double figures seven times (Baylor 5-2 in those contests)
- Steal at midcourt in waning seconds of OT sealed Baylor's upset win at No. 16 Texas A&M (Feb. 5)
- Swiped season-high 5 steals in 27 minutes vs. Oklahoma (Jan. 11)
- Dished out 8 assists and posted season-high-tying 4 steals in Baylor's 89-72 win over Morgan State (Jan. 4)
- Scored 13 points and grabbed career-high 7 rebounds in Baylor's 68-60 win over Texas Southern (Jan. 2)
- Scored career-high 15 points on 4-of-8 shooting in 68-61 loss to Florida State (Dec. 25)
- Tallied career-high 10 assists in 83-39 rout of Bethune-Cookman (Dec. 15)
- Had 13 points, 5 rebounds and 4 steals in 35 minutes vs. Arizona State (Dec. 2)
- One of 10 Division I student-athletes — along with teammate **Cory Jefferson** — who played for Athletes In Action's 10-Day European Tour of Poland and Germany in June 2010
- Full name is Anthony Lamont Walton (Nicknamed "A.J.")

### 2010-2011 GAME-BY-GAME

OPPONENT	DATE	GS	Min	FG	3FG	FT	OR-DR	TR	PF	A	T	B	S	PTS
GRAMBLING STATE	11/12			—DID NOT PLAY—										
LA SALLE	11/16	*	32	3-7	1-4	2-2	0-1	1	3	5	7	0	0	9
JACKSON STATE	11/18	*	34	3-6	2-2	6-6	0-0	0	4	5	6	0	4	14
LIPSCOMB	11/22	*	35	3-10	1-6	0-2	0-2	2	1	8	4	1	3	7
PRAIRIE VIEW A&M	11/29	*	22	4-7	1-4	0-0	1-4	5	2	6	1	0	2	9
ARIZONA STATE	12/2	*	35	5-10	1-2	2-4	3-2	5	2	3	5	0	4	13
BETHUNE-COOKMAN	12/15	*	35	1-2	1-1	1-2	0-4	4	2	10	1	0	3	4
vs Gonzaga	12/18	*	35	3-7	0-1	3-3	1-3	4	5	0	5	0	1	9
vs San Diego	12/22	*	23	3-5	2-4	0-1	0-3	3	3	6	0	0	1	8
vs Washington State	12/23	*	39	1-4	0-1	4-4	0-3	3	4	5	3	0	1	6
vs Florida State	12/25	*	38	4-8	3-4	4-7	1-3	4	2	5	6	0	1	15
TEXAS SOUTHERN	1/2	*	38	4-13	2-4	3-7	2-5	7	3	6	0	0	2	13
MORGAN STATE	1/4	*	33	3-4	0-0	0-0	1-5	6	3	8	6	0	4	6
■ at Texas Tech	1/8	*	34	2-7	2-4	2-2	1-3	4	2	2	2	0	1	8
■ OKLAHOMA	1/11	*	27	1-4	0-3	3-4	0-4	4	2	4	2	0	5	5
■ at Iowa State	1/15	*	37	5-10	2-4	0-2	2-3	5	3	6	2	0	2	12
■ KANSAS	1/17	*	39	2-4	1-2	4-7	1-2	3	3	6	7	0	3	9
■ OKLAHOMA STATE	1/22	*	33	2-3	0-0	3-4	0-4	4	4	7	9	0	3	7
■ at Kansas State	1/24	*	22	2-7	2-3	0-0	0-0	0	5	3	5	0	1	6
■ COLORADO	1/29	*	28	3-4	2-2	0-2	1-2	3	3	4	4	0	0	8
■ at Oklahoma	2/2	*	35	2-8	1-5	0-0	1-1	2	5	9	3	0	2	5
■ at Texas A&M	2/5	*	39	3-5	0-0	0-2	0-4	4	2	3	0	1	6	6
■ NEBRASKA	2/9	*	29	2-4	1-2	3-4	0-3	3	4	2	1	0	4	8
■ at Texas	2/12	*	32	1-5	0-2	1-2	0-2	2	4	5	3	0	3	3
WAYLAND BAPTIST	2/15	*	33	3-5	0-1	2-2	0-2	2	2	5	2	1	2	8
■ TEXAS TECH	2/19	*	36	2-8	1-3	3-4	1-0	1	4	4	4	0	4	8
■ at Missouri	2/23	*	35	0-4	0-0	0-0	0-1	1	1	3	3	0	0	0
■ TEXAS A&M	2/26	*	35	2-6	0-1	3-5	0-6	6	1	4	3	0	3	7
■ at Oklahoma State	3/1	*	32	3-10	2-5	4-6	0-3	3	3	4	1	0	5	12
■ TEXAS	3/5	*	29	2-5	0-1	0-0	1-0	1	4	3	1	0	2	4

### CAREER STATISTICS (ALL GAMES)

YEAR	GP-GS	MIN-AVG	FG-A	PCT	3FG-A	PCT	FT-A	PCT	OFF-DEF-TOT	AVG	PF-D	A	TO	B	S	TP	AVG
2009-10	36-4	634-17.6	48-97	.495	17-37	.459	24-43	.558	14-68-82	2.3	76-2	71	47	2	42	137	3.8
2010-11	29-29	954-32.9	74-182	.407	28-71	.394	53-84	.631	17-75-92	3.2	88-3	140	99	2	67	229	7.9
Career	65-33	1588-24.4	122-279	.437	45-108	.417	77-127	.606	31-143-174	2.7	164-5	211	146	4	109	366	5.6

### CAREER STATISTICS (BIG 12)

YEAR	GP-GS	MIN-AVG	FG-A	PCT	3FG-A	PCT	FT-A	PCT	OFF-DEF-TOT	AVG	PF-D	A	TO	B	S	TP	AVG
2009-10	16-0	262-16.4	18-39	.462	6-15	.400	14-19	.737	3-23-26	1.6	36-1	24	13	1	20	56	3.5
2010-11	16-16	522-32.6	34-94	.362	14-37	.378	26-44	.591	8-38-46	2.9	52-2	68	53	0	39	108	6.8
Career	32-16	784-24.5	52-133	.391	20-52	.385	40-63	.635	11-61-72	2.3	88-3	92	66	1	59	164	5.1

## BIG 12 CHAMPIONSHIP CAREER STATISTICS

## QUINCY ACY

YEAR	GP-GS	MIN-AVG	FG-A	PCT	3FG-A	PCT	FT-A	PCT	OFF-DEF-TOT	AVG	PF-D	A	TO	B	S	TP	AVG
2008-09	2-0	10-5.0	0-1	.000	0-0	.000	0-0	.000	1-1-2	1.0	0-0	0	0	0	0	0	0.0
2009-10	2-0	53-26.5	3-4	.750	0-0	.000	6-7	.857	2-7-9	4.5	7-1	0	1	2	1	12	6.0
Career	4-0	63-15.8	3-5	.600	0-0	.000	6-7	.857	3-8-12	3.0	7-1	0	1	2	1	12	6.0

## LACEDARIUS DUNN

YEAR	GP-GS	MIN-AVG	FG-A	PCT	3FG-A	PCT	FT-A	PCT	OFF-DEF-TOT	AVG	PF-D	A	TO	B	S	TP	AVG
2007-08	1-0	38-38.0	7-14	.500	1-7	.143	5-7	.714	3-4-7	7.0	2-0	0	1	0	2	20	20.0
2008-09	4-4	131-32.8	21-55	.382	13-33	.394	14-15	.933	7-20-27	6.8	12-0	4	10	1	6	69	17.3
2009-10	2-2	60-30.0	16-29	.552	5-11	.455	8-10	.800	3-9-12	6.0	7-0	7	6	0	5	45	22.5
Career	7-6	229-32.7	44-98	.449	19-51	.373	27-32	.848	13-33-46	6.6	21-0	11	17	1	13	134	19.1

## FRED ELLIS

YEAR	GP-GS	MIN-AVG	FG-A	PCT	3FG-A	PCT	FT-A	PCT	OFF-DEF-TOT	AVG	PF-D	A	TO	B	S	TP	AVG
2008-09	1-0	2-2.0	0-0	.000	0-0	.000	0-0	.000	0-0-0	0.0	0-0	0	0	1	0	0	0.0
2009-10	2-0	17-8.5	2-5	.400	2-3	.667	0-0	.000	1-2-3	1.5	5-0	0	1	0	1	6	3.0
Career	3-0	19-6.3	2-5	.400	2-3	.667	0-0	.000	1-2-3	1.0	5-0	0	1	1	1	6	2.0

## ANTHONY JONES

YEAR	GP-GS	MIN-AVG	FG-A	PCT	3FG-A	PCT	FT-A	PCT	OFF-DEF-TOT	AVG	PF-D	A	TO	B	S	TP	AVG
2008-09	4-0	22-5.5	2-6	.333	1-3	.333	1-2	.500	2-1-3	0.8	1-0	1	1	0	1	6	1.5
2009-10	2-2	42-21.0	0-2	.000	0-1	.000	1-2	.500	2-3-5	2.5	1-0	0	3	0	0	1	0.5
Career	6-2	64-10.7	2-8	.250	1-4	.250	2-4	.500	4-4-8	1.3	2-0	1	4	0	1	7	1.1

## DRAGAN SEKELJA

YEAR	GP-GS	MIN-AVG	FG-A	PCT	3FG-A	PCT	FT-A	PCT	OFF-DEF-TOT	AVG	PF-D	A	TO	B	S	TP	AVG
2009-10	1-0	1-1.0	0-0	.000	0-0	.000	0-0	.000	0-0-0	0.0	0-0	0	0	0	0	0	0.0
Career	1-0	1-1.0	0-0	.000	0-0	.000	0-0	.000	0-0-0	0.0	0-0	0	0	0	0	0	0.0

## A.J. WALTON

YEAR	GP-GS	MIN-AVG	FG-A	PCT	3FG-A	PCT	FT-A	PCT	OFF-DEF-TOT	AVG	PF-D	A	TO	B	S	TP	AVG
2009-10	2-0	44-22.0	5-9	.556	0-1	.000	2-3	.667	1-0-1	0.5	5-0	3	2	0	0	12	6.0
Career	2-0	44-22.0	5-9	.556	0-1	.000	2-3	.667	1-0-1	0.5	5-0	3	2	0	0	12	6.0

## Game 1

Nov. 12, 2010 • Waco, Texas • Ferrell Center (7,242)

Grambling State 52

0-1

16/14 BAYLOR 87

1-0

No. 16 Baylor scored the first 11 points of the game - the first two before the opening tip - and the Bears went on to a season-opening 87-52 victory over Grambling State.

Grambling State was assessed a technical foul for dunking and hanging on the rim during pregame warmups. **Fred Ellis** made two free throws before tipoff.

**Quincy Acy** had 20 points and 12 rebounds, while **Anthony Jones** and 17 points and 10 rebounds for the Bears.

Freshman **Perry Jones III** made a thunderous debut when the 6-foot-11 forward had an alley-oop dunk on a half-court pass from fellow freshman **Stargell Love** for the first Baylor field goal of the season — less than a minute into the game.

Jones III finished with 11 points and eight rebounds while **J'mison Morgan** scored a career-high 12 points.

Brandon Wilson led Grambling State with 18 points while Yondarius Johnson had 12.

## GRAMBLING STATE (0-1) 52

NO. NAME	FG	3FG	FT	RB	PF	TP	A	TO	BLK	S	MIN
11 Patton	f	1-9	0-3	3-6	6	4	5	2	3	1	27
24 Wilson	f	7-13	1-3	3-7	7	3	18	1	5	0	31
33 Britt-Black	f	1-4	0-0	0-1	4	4	2	0	4	0	18
2 Qualls	g	0-3	0-3	2-3	2	4	2	0	2	0	18
3 Boatner	g	1-3	1-2	0-0	0	2	3	0	0	0	10
0 Hobbs	1-4	1-2	0-0	0	2	3	1	2	0	0	7
1 Harris	0-1	0-0	0-0	0	2	0	0	0	0	0	6
20 Feurtado	1-6	0-5	0-0	0	0	2	0	3	0	0	16
21 Rose	1-3	1-2	2-4	5	4	5	4	1	0	1	28
32 Johnson	5-13	2-7	0-0	1	3	12	0	3	0	1	17
40 Roberson	0-3	0-0	0-2	5	4	0	0	0	1	0	18
42 Danridge	0-0	0-0	0-0	0	2	0	0	2	0	0	4
TEAM				4							
TOTALS	18-62	6-27	10-23	34	34	52	8	25	2	7	200

## BAYLOR (1-0) 87

NO.	NAME	FG	3FG	FT	RB	PF	TP	A	TO	BLK	S	MIN	
4	Acy	f	7-11	0-1	6-8	12	2	20	2	3	1	2	32
5	Jones III	f	4-11	0-1	3-6	8	2	11	4	7	2	1	32
41	Jones	f	7-10	3-4	0-0	10	3	17	1	1	0	0	30
3	Ellis	g	4-6	1-1	5-6	3	4	14	2	0	0	0	17
20	Love	g	2-6	0-2	0-0	7	2	4	6	6	0	1	34
11	Morgan		5-7	0-0	2-6	5	3	12	0	1	2	0	20
12	Dennis		2-6	0-3	5-12	4	1	9	0	4	0	3	28
14	Sekelja		0-1	0-0	0-0	1	0	0	0	1	0	0	6
23	Neubert		0-1	0-0	0-0	0	0	0	0	0	0	0	1
TEAM					2								
TOTALS			31-59	4-12	21-38	52	17	87	15	23	5	7	200

SCORING SUMMARY	1ST	2ND	OT	TOTAL
Grambling State	25	27	—	52
Baylor	41	46	—	87

SHOOTING	FG%	3FG%	FT%
Grambling State	29.0	22.2	43.5
Baylor	52.5	33.3	55.3

SPECIALTY STATS	DBR	PAINT	P-TO	2ND	FAST	BENCH
Grambling State	6	20	14	6	4	22
Baylor	10	48	26	14	8	21

Officials: R-Randy Heimerman, U1-Jon Stigliano, U2-Dan Nowakowski;  
Technical Fouls: none. Attendance: 7,242.

## Game 2

Nov. 16, 2010 • Waco, Texas • Ferrell Center (5,105)

La Salle 64

1-1

17/17 BAYLOR 74

2-0

**Quincy Acy** had 25 points and 11 rebounds, Anthony Jones scored three consecutive baskets to ignite a go-ahead spurt early in the second half and 17th-ranked Baylor beat La Salle, 74-64.

The Bears (2-0) went ahead to stay with the 13-2 run soon after halftime.

After Acy swatted Aaric Murray's shot into the court-side band to start the second half, La Salle (1-1) maintained possession and Ruben Guillandeaux hit a 3-pointer to tie the game at 32. After another Baylor turnover when Earl Pettis drew a charging foul from A.J. Walton, Pettis passed inside to Jerrell Williams to give the Explorers their last lead.

The Bears were up 45-36 when Acy drove through a small gap between defenders for a one-handed slam.

**Anthony Jones** had 14 points and seven rebounds while freshman sensation **Perry Jones III** had 12 points and 11 rebounds.

Murray led La Salle with 17 points, while Williams had 15 and Guillandeaux had 11. Williams and Murray both nine rebounds each.

## LA SALLE (0-2) 64

NO. NAME		FG	3FG	FT	RB	PF	TP	A	TO	BLK	S	MIN		
20 Williams	f	7-12	0-0	1-5	9	4	15	1	3	0	1	21		
24 Murray	c	7-18	0-1	3-4	9	3	17	0	1	1	5	32		
3 Duren	g	1-7	0-3	0-0	1	4	2	2	3	2	1	35		
5 Guillandeaux	g	4-9	3-5	0-0	2	3	11	3	3	0	1	34		
23 Pettis	g	3-7	0-3	0-0	3	0	6	3	5	0	2	27		
10 Mills		1-5	1-4	0-0	0	0	3	4	2	0	1	22		
12 Stefan		0-1	0-1	0-0	0	0	0	1	0	0	1	4		
14 White		3-5	0-0	0-0	1	6	0	1	6	0	1	0	2	13
41 Weingarten		1-2	0-0	2-2	4	2	4	0	0	0	1	1	12	
TEAM					3									
TOTALS		27-66	4-17	6-11	31	17	64	14	18	3	15	200		

## BAYLOR (2-0) 74

NO.	NAME	FG	3FG	FT	RB	PF	TP	A	TO	BLK	S	MIN	
4	Acy	f	11-16	0-0	3-3	11	2	25	1	1	2	1	35
5	Jones III	f	6-14	0-0	0-2	11	3	12	1	1	4	1	32
41	Jones	f	4-7	1-3	5-6	7	0	14	2	2	2	2	35
3	Ellis	g	3-6	1-3	2-2	2	1	9	3	3	0	0	32
22	Walton	g	3-7	1-4	2-2	1	3	9	5	7	0	0	32
11	Morgan		1-2	0-0	1-2	2	3	3	0	4	0	0	11
12	Dennis		0-2	0-2	0-0	0	0	0	1	1	0	0	7
20	Love		1-2	0-1	0-0	4	1	2	2	3	0	0	16
TEAM					1								
TOTALS			29-56	3-13	13-17	39	13	74	15	22	8	4	200

SCORING SUMMARY	1ST	2ND	OT	TOTAL
La Salle	29	35	—	64
Baylor	32	42	—	74

SHOOTING	FG%	3FG%	FT%
La Salle	40.9	23.5	54.5
Baylor	51.8	23.1	76.5

SPECIALTY STATS	DBR	PAINT	P-TO	2ND	FAST	BENCH
La Salle	3	38	20	16	4	13
Baylor	2	44	17	16	2	5

Officials: R-Rick Hartzell, U1-Don Daily, U2-Darron George;  
Technical Fouls: none. Attendance: 5,105.

## Game 3

Nov. 18, 2010 • Waco, Texas • Ferrell Center (5,951)

Jackson State 49

0-3

17/17 BAYLOR 63

3-0

Freshman **Perry Jones III** had a career-high 20 points and eight rebounds for the Baylor, which had a sporadic performance but remained undefeated after a 63-49 victory over Jackson State.

The 6-foot-11 Jones III, one of the nation's top incoming freshmen, was 9-of-13 shooting and has scored in double figures in each of his first three college games. He scored nine straight points early and had 15 by halftime.

**Fred Ellis** hit a 3-pointer on the game's first shot and the Bears (3-0) never trailed, but they did commit 26 turnovers.

Rod Melvin had 22 points, including six 3-pointers, and was the only player in double figures for Jackson State (0-3).

**A.J. Walton** added 14 points, five assists and four steals for Baylor, but had six turnovers. Jones III also had three steals that were offset by four giveaways.

**Quincy Acy**, who averaged 22.5 points and 11.5 rebounds the first two games, had eight points, six rebounds and four turnovers.

## JACKSON STATE (0-3) 49

NO.	NAME		FG	3FG	FT	RB	PF	TP	A	TO	BLK	S	MIN
10	Hanson	f	3-11	0-3	1-1	1	1	7	1	2	0	1	26
44	Gregory	c	1-1	0-0	0-0	1	4	2	1	1	0	1	11
3	Melvin	g	7-10	6-7	2-4	2	2	22	4	5	0	1	34
5	Bush	g	3-10	2-6	0-2	2	5	8	3	1	0	1	22
23	Dixon	g	0-4	0-1	1-2	6	1	1	1	1	0	2	17
1	Burk		0-1	0-0	0-0	0	4	0	1	2	0	2	20
12	Blake		0-0	0-0	0-0	1	3	0	0	3	1	0	14
13	Williams		0-0	0-0	0-0	0	1	0	1	1	0	0	4
15	Lewis		0-0	0-0	0-0	0	0	0	0	0	0	0	3
21	Williams		0-0	0-0	0-0	0	1	0	0	2	0	0	7
24	Jefferson		0-0	0-0	0-0	0	0	0	0	0	0	0	10
25	Jones		0-0	0-0	0-0	0	0	0	0	0	0	0	1
32	Maxey		3-6	0-1	0-0	0	1	6	0	2	0	1	13
45	Hyche		1-1	1-1	0-0	1	1	3	1	0	1	1	6
50	Pittman		0-0	0-0	0-0	0	0	0	0	0	0	0	12
TEAM			1										
TOTALS			18-44	9-19	4-9	15	24	49	13	20	2	10	200

## BAYLOR (3-0) 63

NO. NAME		FG	3FG	FT	RB	PF	TP	A	TO	BLK	S	MIN
4 Acy	f	2-4	0-0	4-4	6	1	8	1	4	0	1	34
5 Jones III	f	9-13	0-0	2-3	8	1	20	1	4	0	3	36
41 Jones	f	0-1	0-1	6-6	7	2	6	1	2	0	1	27
3 Ellis	g	2-4	1-3	3-4	4	3	8	1	4	0	1	30
22 Walton	g	3-6	2-2	6-6	0	4	14	5	6	0	4	34
11 Morgan		0-2	0-0	0-0	4	2	0	0	3	3	1	12
12 Dennis		1-3	1-2	2-2	1	2	5	0	0	0	1	12
20 Love		1-1	0-0	0-0	2	1	2	2	3	0	0	15
TEAM					0							
TOTALS		18-34	4-8	23-25	32	16	63	11	26	3	12	200

SCORING SUMMARY	1ST	2ND	OT	TOTAL
Jackson State	26	23	—	49
Baylor	34	29	—	63

SHOOTING	FG%	3FG%	FT%
Jackson State	40.9	47.4	44.4
Baylor	52.9	50.0	92.0

SPECIALTY STATS	DBR	PAINT	P-TO	2ND	FAST	BENCH
Jackson State	2	17	10	0	2	9
Baylor	0	16	20	8	4	7

Officials: R-Hal Lusk, U1-Rick Crawford, U2-Brent Hampton;  
Technical Fouls: none. Attendance: 5,951.

## Game 4

Nov. 22, 2010 • Waco, Texas • Ferrell Center (6,453)

<b>Lipscomb</b>	<b>60</b>
2-2	
12/13 <b>BAYLOR</b>	<b>72</b>
4-0	

LaceDarius Dunn scored 24 points with seven 3-pointers in his season debut and 12th-ranked Baylor defeated Lipscomb, 72-60.

Dunn, the team's leader scorer last season when Baylor made it an NCAA regional final and had a school-record 28 wins, was suspended for the first three games for violation of team rules.

Consecutive 3-pointers by Dunn put the Bears (4-0) up 9-0 less than four minutes into the game. After Dunn missed his first shot two minutes into the game, A.J. Walton made a 3-pointer and then Dunn connected from the left corner on consecutive possessions.

After halftime, Dunn made four 3s in the first three minutes to send the crowd into a frenzy and stretch the lead to 47-30.

Jordan Burgason had 15 points to lead Lipscomb.

Quincy Acy had 18 points and a career-high 14 rebounds for Baylor.

Dunn was 8-of-13 shooting, including 7-of-11 3s, while playing 31 minutes. He added five rebounds with four assists and had six turnovers.

LIPSCOMB (2-2)													60
NO.	NAME		FG	3FG	FT	RB	PF	TP	A	TO	BLK	S	MIN
34	Hodzic	f	6-16	0-0	1-2	9	0	13	1	3	0	1	34
35	Brown, B.	f	1-1	0-0	2-2	2	2	4	0	2	0	0	18
0	Slater	g	4-14	2-7	1-2	6	5	11	6	2	0	3	35
5	Arnett	g	0-1	0-0	0-0	2	0	0	1	1	0	0	8
10	Burgason	g	6-10	3-7	0-0	3	1	15	3	2	0	0	34
1	Barnes		1-5	0-0	4-8	5	2	6	0	1	0	2	17
12	Boyd		0-2	0-0	1-2	0	2	1	1	3	0	1	17
15	Glenn		1-2	0-0	0-0	3	2	2	1	1	0	0	12
20	Brown, Z.		1-1	1-1	0-0	0	0	3	0	0	0	0	1
23	Wright		0-2	0-2	0-0	1	2	0	0	0	0	1	9
31	Teller		1-3	1-3	2-2	1	1	5	1	1	0	2	14
32	Kleut		0-0	0-0	0-0	0	0	0	0	0	0	0	1
TEAM			1										
TOTALS			21-57	7-20	11-18	33	17	60	14	16	0	10	200

BAYLOR (4-0)													72
NO.	NAME	FG	3FG	FT	RB	PF	TP	A	TO	BLK	S	MIN	
4	Acy	f	6-12	0-0	6-7	14	2	18	0	0	1	0	35
5	Jones III	f	3-8	0-0	0-2	7	3	6	2	1	2	0	33
11	Jones	f	3-9	0-2	0-0	7	2	6	2	2	1	0	26
22	Walton	g	3-10	1-6	0-2	2	1	7	8	4	1	3	35
24	Dunn	g	8-13	7-11	1-1	5	4	24	4	6	0	2	31
3	Ellis		4-8	1-3	0-0	5	1	9	1	3	0	1	17
11	Morgan		1-1	0-0	0-0	0	1	2	0	0	0	0	5
12	Dennis		0-0	0-0	0-0	0	2	0	0	1	0	1	9
14	Sekelja		0-0	0-0	0-0	1	0	0	0	0	0	0	1
20	Love		0-0	0-0	0-0	0	2	0	1	2	0	0	7
23	Neubert		0-0	0-0	0-0	0	0	0	0	0	0	0	1
TEAM		4											
TOTALS		28-61	9-22	7-12	45	18	72	18	19	5	7	200	

SCORING SUMMARY	1ST	2ND	OT	TOTAL
Lipscomb	28	32	—	60
Baylor	35	37	—	72

SHOOTING	FG%	3FG%	FT%
Lipscomb	36.8	35.0	61.1
Baylor	45.9	40.9	58.3

SPECIALTY STATS	DBR	PAINT	P-TO	2ND	FAST	BENCH
Lipscomb	2	22	18	5	2	17
Baylor	1	37	18	15	9	11

Officials: R-Tom Eades, U1-Rick Randall, U2-Kelly Self;  
Technical Fouls: none. Attendance: 6,453.

## Game 5

Nov. 29, 2010 • Waco, Texas • Ferrell Center (5,638)

<b>Prairie View A&amp;M</b>	<b>45</b>
1-7	
11/10 <b>BAYLOR</b>	<b>90</b>
5-0	

LaceDarius Dunn had 20 points in his second game back from 11th-ranked Baylor while freshman Perry Jones III had 16 points and 13 rebounds and the Bears beat Prairie View A&M, 90-45.

Dunn hit a 3-pointer on the first shot of the game and Baylor (5-0) never trailed.

Baylor improved to 38-0 against Southwestern Athletic Conference teams. The Bears have won 16 of those games by at least 30 points.

Trant Simpson had 10 points and was the only player in double figures for Prairie View A&M, which shot 25 percent (15 of 59) and made only 3-of-17 3-pointers.

Dunn was 7-of-13 shooting with three 3-pointers.

Quincy Acy added 13 points for Baylor and Nolan Dennis had 10.

PRAIRIE VIEW A&M (1-7)													45
NO.	NAME	FG	3FG	FT	RB	PF	TP	A	TO	BLK	S	MIN	
23	Bel	f	1-3	0-0	5-6	6	2	7	2	1	0	0	20
32	Chapman	f	0-1	0-0	0-0	0	3	0	0	1	0	0	7
1	Wherry	g	2-8	1-6	2-2	7	0	7	1	3	0	1	31
3	Simpson	g	4-10	2-4	0-0	4	2	10	0	3	0	0	30
41	Meadows	g	0-3	0-1	0-0	4	2	0	0	3	0	0	19
2	Rogers		1-7	0-3	0-0	2	1	2	1	2	0	0	16
5	Sights		0-2	0-0	0-0	1	3	0	0	1	0	0	10
10	Griffin		0-3	0-1	0-0	0	1	0	3	4	0	0	13
24	Kornegay		1-10	0-2	0-0	7	1	2	1	0	1	1	20
33	Lewis		0-0	0-0	0-0	0	0	0	0	0	1	0	4
34	Webb		4-7	0-0	1-2	3	2	9	1	1	0	1	18
44	Walker		2-5	0-0	4-4	3	2	8	0	0	0	1	12
TEAM		0											
TOTALS		15-59	3-17	12-14	42	19	45	9	19	2	4	200	

BAYLOR (5-0)													90
NO.	NAME	FG	3FG	FT	RB	PF	TP	A	TO	BLK	S	MIN	
4	Acy	f	5-8	0-0	3-5	5	1	13	1	0	3	1	25
5	Jones III	f	7-12	0-2	2-5	13	1	16	2	0	1	1	29
41	Jones	f	2-4	0-1	1-2	5	0	5	1	0	0	0	22
22	Walton	g	4-7	1-4	0-0	5	2	9	6	1	0	2	22
24	Dunn	g	7-13	3-8	3-4	4	0	20	4	3	0	4	23
3	Ellis		3-6	0-1	0-0	4	2	6	0	0	0	1	20
11	Morgan		1-6	0-0	0-2	3	3	2	1	1	2	0	14
12	Dennis		3-6	2-3	2-4	2	1	10	0	0	2	0	17
14	Sekelja		2-3	0-0	1-2	2	1	5	0	0	0	0	6
20	Love		1-3	0-1	2-2	1	3	4	4	0	0	2	19
23	Neubert		0-2	0-0	0-0	0	0	0	0	0	0	0	3
TEAM		2											
TOTALS		35-70	6-20	14-26	46	14	90	19	5	8	11	200	

SCORING SUMMARY	1ST	2ND	OT	TOTAL
Prairie View A&M	15	30	—	45
Baylor	47	43	—	90

SHOOTING	FG%	3FG%	FT%
Prairie View A&M	25.4	17.6	85.7
Baylor	50.0	30.0	53.8

SPECIALTY STATS	DBR	PAINT	P-TO	2ND	FAST	BENCH
Prairie View A&M	0	18	6	10	0	21
Baylor	5	54	26	15	18	27

Officials: R-Doug Shows, U1-Brent Hampton, U2-Terry Moore;  
Technical Fouls: none. Attendance: 5,638.

## Game 6

Dec. 2, 2010 • Waco, Texas • Ferrell Center (7,083)

<b>Arizona State</b>	<b>54</b>
3-3	
11/10 <b>BAYLOR</b>	<b>68</b>
6-0	

The only thing that stopped LaceDarius Dunn from shooting 3-pointers was the bruised left forearm he got after falling hard to the court. It couldn't keep him out of the game long, even though he was in obvious pain.

Dunn scored 24 points, making all of his six 3-pointers before getting hurt with 6:43 left when Baylor already had a double-digit lead, and the Bears went on to a 68-54 victory over Arizona State.

While going for an offensive rebound, and being called for a foul, Dunn fell hard and was on the court writhing in pain. He went to the bench and was still rubbing his arm and grimacing when getting ready to return two minutes later.

Rihards Kuksiks hit consecutive 3-pointers for Arizona State in the opening minute of the second half to tie the game at 33. Dunn responded with a 3-pointer, the first of his two in a 7-2 run that put the Bears ahead to stay.

Baylor led 59-45 when Dunn got hurt. While sitting at the scorers table waiting to return, and even when he got back on the court, he was still rubbing and shaking his arm.

ARIZONA STATE (3-3)													54
NO.	NAME		FG	3FG	FT	RB	PF	TP	A	TO	BLK	S	MIN
5	Cain	f	5-6	0-0	0-2	4	3	10	1	1	0	1	26
30	Kuksiks	f	5-9	3-6	0-0	6	3	13	2	2	0	1	28
3	Abbott	g	4-10	4-8	0-0	1	4	12	1	5	0	2	33
10	McMillan	g	1-7	0-5	0-0	2	2	4	1	0	1	32	
24	Lockett	g	2-2	0-0	0-0	2	1	4	2	4	0	1	29
0	Felix		0-1	0-0	0-0	0	0	0	1	0	0	0	7
1	Hawkins		1-2	1-2	0-0	1	0	3	0	0	0	0	7
2	Dunson		0-0	0-0	0-0	0	0	0	0	0	0	0	2
13	Bachynski		0-1	0-0	1-4	2	0	1	0	0	1	0	12
15	Creekmur		0-1	0-1	0-0	0	0	0	0	0	0	0	2
21	King		3-7	0-1	0-1	1	3	6	1	2	0	3	20
23	Pateev		1-1	0-0	1-2	1	0	3	0	0	1	0	2
TEAM			3										
TOTALS			22-47	8-23	2-9	23	16	54	12	15	2	9	200

BAYLOR (6-0)													68
NO.	NAME		FG	3FG	FT	RB	PF	TP	A	TO	BLK	S	MIN
4	Acy	f	1-7	0-0	3-4	7	2	5	1	2	0	1	30
5	Jones III	f	6-9	0-0	0-0	7	1	12	4	1	0	0	36
41	Jones	f	2-6	0-2	0-0	8	0	4	1	2	0	1	25
22	Walton	g	5-10	1-2	2-4	5	2	13	3	5	0	4	35
24	Dunn	g	6-14	6-12	6-8	4	3	24	2	3	0	1	33
3	Ellis		2-4	2-2	0-0	3	2	6	0	0	0	1	19
11	Morgan		2-2	0-0	0-0	1	0	4	0	2	0	0	13
12	Dennis		0-2	0-1	0-0	1	0	0	0	0	0	0	4
20	Love		0-0	0-0	0-0	0	0	0	1	0	0	1	5
TEAM						3			1				
TOTALS			24-54	9-19	11-16	39	10	68	12	16	0	9	200

## Game 7

Dec. 15, 2010 • Waco, Texas • Ferrell Center (5,653)

Bethune-Cookman 39

5-6

9/9 BAYLOR 83

7-0

LaceDarius Dunn was one of four Baylor scorers in double figures, posting his seventh consecutive 20-point performance with a season-high-tying 24 points, to lead No. 9 Baylor to an 83-39 win over Bethune-Cookman. With his 24-point outburst, Dunn moved into third place on Baylor's scoring list and 11th on the Big 12's list with 1,831 points.

Baylor's win was its 12th consecutive victory at home, setting a Ferrell Center record.

Freshman Perry Jones III added 15 points and nine rebounds in 28 minutes, while Quincy Acy collected 14 points and 10 rebounds for his fourth double-double of the season. J'mison Morgan chipped in 11 points, five rebounds and four blocks in 15 minutes off the bench.

Despite being held to just two points, sophomore A.J. Walton posted three steals and a career-high 10 assists.

Baylor, which has started the season 7-0 for the first time since 2000-01, held an opponent under 40 points for the first time since Dec. 11, 1958 — a 43-37 win over then-No. 20 Oklahoma State.

## BETHUNE-COOKMAN (5-6) 39

NO.	NAME	FG	3FG	FT	RB	PF	TP	A	TO	BLK	S	MIN
11	Bryant	f	1-3	0-0	0-0	1	2	2	0	2	0	14
23	Holloman	f	2-7	0-0	0-0	3	3	4	1	0	1	21
32	Starling	f	3-9	0-1	0-0	10	4	6	1	2	0	37
10	Elliott	g	0-1	0-0	0-0	1	1	0	0	0	0	5
21	Dukes	g	3-7	2-6	0-0	0	2	8	1	2	0	34
2	Miller	c	0-1	0-0	1-3	0	0	1	0	0	0	2
3	Reed		4-12	3-5	2-4	1	3	13	3	3	0	35
5	Abrahams		2-4	0-0	1-2	3	4	5	0	1	0	20
12	Trapp		0-3	0-1	0-0	1	0	0	2	3	0	25
33	McAfee		0-1	0-0	0-0	1	0	0	0	0	0	7
TEAM 3												
TOTALS		15-48	5-13	4-9	24	19	39	8	13	1	4	200

## BAYLOR (7-0) 83

NO.	NAME	FG	3FG	FT	RB	PF	TP	A	TO	BLK	S	MIN
4	Acy	f	5-9	0-0	4-5	10	0	14	1	2	2	30
5	Jones III	f	5-7	0-1	5-6	9	2	15	1	1	0	28
41	Jones	f	2-8	0-4	2-2	3	0	6	1	0	0	29
22	Walton	g	1-2	1-1	1-2	4	2	4	10	1	0	35
24	Dunn	g	6-11	4-8	8-8	4	2	24	2	1	0	34
3	Ellis		2-4	0-1	1-2	6	1	5	2	1	0	19
11	Morgan		5-8	0-0	1-4	5	1	11	0	0	4	15
12	Dennis		1-1	0-0	0-0	0	4	2	0	0	0	6
14	Sekelja		1-2	0-0	0-0	0	0	2	0	0	0	3
23	Neubert		0-0	0-0	0-0	0	0	0	0	0	0	1
TEAM 1												
TOTALS		28-52	5-15	22-29	42	12	83	17	6	6	9	200

SCORING SUMMARY	1ST	2ND	OT	TOTAL
Bethune-Cookman	22	17	—	39
Baylor	38	45	—	83

SHOOTING	FG%	3FG%	FT%
Bethune-Cookman	31.3	38.5	44.4
Baylor	53.8	33.3	75.9

SPECIALTY STATS	DBR	PAINT	P-TO	2ND	FAST	BENCH
Bethune-Cookman	3	16	8	4	4	19
Baylor	0	40	18	18	6	20

Officials: R-Paul Janssen, U1-Kipp Kissingner, U2-Randy Heimerman;  
Technical Fouls: none. Attendance: 5,653.

## Game 8

Dec. 18, 2010 • Dallas, Texas • American Airlines Center (11,077)

Gonzaga 68

6-5

9/9 BAYLOR 64

7-1

Kelly Olynyk put Gonzaga ahead to stay with a 3-pointer right after No. 9 Baylor scored four points on one possession and the Bulldogs handed the Bears their first loss of the season, 68-64, in "The Showcase Presented by Reese's" at the American Airlines Center in Dallas.

Olynyk's made his go-ahead basket with 1:46 left, the last of 12 lead changes after halftime, and Gonzaga made 7-of-9 free throws after that.

Baylor, with its highest ranking ever, played away from home for the first time, but only about 100 miles from campus at the American Airlines Center in Dallas.

Robert Sacre led Gonzaga with 17 points, while Marquise Carter had 13 and Sam Dower had 10.

Freshman Perry Jones III had 19 points for Baylor while LaceDarius Dunn had 17, ending Dunn's streak of seven consecutive 20-pointer games, including five this season.

Jones III hit a jumper from near the free throw line to get the Bears within a point with two minutes left. When the ball was in the air, a foul was called under the basket and Quincy Acy made two free throws for a 59-58 lead.

With Gonzaga's leading scorer Steven Gray out of the game because of back spasms after a hard fall in the first half, Olynyk made his only 3-pointer of the game.

## GONZAGA (6-5) 68

NO.	NAME	FG	3FG	FT	RB	PF	TP	A	TO	BLK	S	MIN
00	Sacre	c	6-10	0-0	5-6	6	4	17	3	2	0	26
20	Harris	f	4-10	0-0	0-0	5	5	8	1	2	0	18
41	Gray	f	1-3	0-2	0-2	1	0	2	2	0	0	15
3	Goodson		1-3	0-0	4-4	2	2	6	2	7	0	31
22	Moennighoff	g	1-4	1-3	0-0	3	0	3	1	0	0	23
2	Carter		2-5	2-3	7-8	2	4	13	0	1	0	26
10	Arop		0-0	0-0	1-0	1	2	2	0	2	0	13
11	Stockton		0-1	0-0	0-0	0	1	0	0	2	0	5
13	Olynyk		3-5	1-1	0-0	5	4	7	2	0	0	21
30	Hart		0-0	0-0	0-0	0	0	0	0	0	0	2
35	Dower		3-9	0-0	4-4	1	3	10	0	0	0	20
TEAM 7												
TOTALS		22-53	4-9	20-24	33	25	68	11	16	0	7	200

## BAYLOR (7-1) 64

NO.	NAME	FG	3FG	FT	RB	PF	TP	A	TO	BLK	S	MIN
4	Acy	f	2-6	0-0	7-8	3	4	11	0	0	3	33
5	Jones III	f	8-15	0-1	3-6	8	4	19	0	2	1	32
41	Jones	f	0-4	0-3	2-2	7	1	2	2	2	1	32
22	Walton	g	3-7	0-1	3-3	4	5	9	0	5	0	35
24	Dunn	g	4-13	2-6	7-8	5	4	17	1	5	0	36
3	Ellis		0-1	0-1	3-4	2	3	3	1	2	0	13
11	Morgan		1-2	0-0	1-2	2	3	3	1	1	1	16
12	Dennis, Nolan		0-1	0-0	0-0	0	0	0	0	0	0	3
TEAM 2												
TOTALS		18-49	2-12	26-33	33	24	64	5	17	6	7	200

SCORING SUMMARY	1ST	2ND	OT	TOTAL
Gonzaga	29	39	—	68
Baylor	27	37	—	64

SHOOTING	FG%	3FG%	FT%
Gonzaga	41.5	44.4	83.3
Baylor	36.7	16.7	78.8

SPECIALTY STATS	DBR	PAINT	P-TO	2ND	FAST	BENCH
Gonzaga	2	32	6	8	4	32
Baylor	5	18	13	7	5	6

Officials: R-Rick Hartzell, U1-Duke Edsall, U2-Terry Oglesby;  
Technical Fouls: none. Attendance: 11,077.

## Game 9

Dec. 22, 2010 • Honolulu, Hawai'i • Sheriff Center (7,391)

San Diego 50

2-9

15/15 BAYLOR 83

8-1

Anthony Jones tallied 16 points and fellow junior forward Quincy Acy added 14 as No. 15 Baylor overwhelmed San Diego 83-50 in the opening round of the 2010 Hawaiian Airlines Diamond Head Classic.

Baylor (8-1) had five players finish in double figures, blowing the game open from the start. LaceDarius Dunn scored 13 points, while freshman Perry Jones III added 11 and six rebounds. Sophomore guard Nolan Dennis chipped in a career-high 10 points.

The struggles continued for the young Toreros (2-9), which missed their first 10 3-point attempts and committed 18 turnovers. Ken Rancifer had 10 points to lead San Diego, which was held to 33 percent shooting.

With two dozen NBA scouts in attendance, the Bears were too quick, too tall and too athletic for the Toreros. Behind the Jones and Jones III towers, the Bears dominated the paint with a 42-26 advantage on the glass.

Anthony Jones was 5-of-7 from the field and scored 10 points in the first half. Jones III, meanwhile, reached double figures for the eighth time this season.

The Bears went on a 14-0 run with all five starters scoring to take control early. Jones III's inside basket put the Bears up 18-3. Baylor closed the opening half with a 19-8 run that gave it a 48-19 lead.

## SAN DIEGO (2-9) 50

NO.	NAME	FG	3FG	FT	RB	PF	TP	A	TO	BLK	S	MIN
34	Manresa	f	1-4	0-0	3-4	0	1	5	0	2	0	18
42	Gabrie	c	1-5	0-0	2-2	3	2	4	0	5	0	15
00	Norris	g	3-7	0-3	0-0	8	0	6	3	1	0	27
3	Ginty	g	0-5	0-3	2-2	5	2	3	1	0	0	22
20	Dorr	g	1-5	1-4	0-0	0	3	3	1	1	0	29
4	Miles		1-3	0-1	2-2	0	0	4	0	1	0	8
10	Mackie		0-2	0-1	2-4	2	0	2	2	3	0	23
15	Harbour		0-0	0-0	0-0	0	0	0	0	0	0	3
21	Fuller		4-7	0-0	0-0	1	4	8	0	2	2	17
32	Rancifer		4-8	2-5	0-0	1	0	10	0	1	0	22
40	Kramer		2-6	0-2	2-2	0	2	6	1	1	0	16
TEAM 5												
TOTALS		17-52	3-19	13-16	25	14	50	10	18	2	3	200

## BAYLOR (8-1) 83

NO.	NAME	FG	3FG	FT	RB	PF	TP	A	TO	BLK	S	MIN
4	Acy	f	7-9	0-0	0-2	4	3	14	1	2	0	21
41	Jones	f	5-7	0-2	6-7	5	0	16	0	2	0	30
5	Jones III	c	5-8	0-1	1-2	6	1	11	1	1	0	26
22	Walton	g	3-5	2-4	0-1	3	3	8	6	0	0	23
24	Dunn	g	5-8	3-5	0-1	3	0	13	3	2	0	25
3	Ellis		2-7	0-3	0-0	5	0	4	0	1	1	23
11	Morgan		1-4	0-0	1-2	6	1	3	2	0	1	15
12	Dennis		5-6	0-0	0-0	1	4	10	1	1	1	19
14	Sekelja		0-7	0-0	0-0	3	1	0	0	4	0	0
23	Neubert		2-3	0-1	0-0	3	0	4	0	1	0	13
TEAM 3												
TOTALS		35-64	5-16	8-15	42	13	83	14	14	3	11	200

SCORING SUMMARY	1ST	2ND	OT	TOTAL
San Diego	19	31	—	50
Baylor	48	35	—	83

SHOOTING	FG%	3FG%	FT%
San Diego	32.7	15.8	81.3
Baylor	54.7	31.3	53.3

SPECIALTY STATS	DBR	PAINT	P-TO	2ND	FAST	BENCH
San Diego	4	24	13	11	4	30
Baylor	3	46	28	16	4	21

Officials: R-J.B. Caldwell, U1-Chris Beaver, U2-Ryan Wells;  
Technical Fouls: none. Attendance: 7,391.

## Game 10

Dec. 23, 2010 • Honolulu, Hawai'i • Sheriff Center (7,179)

Washington State	77
10-1	

15/15 BAYLOR	71
8-2	

Klay Thompson scored 20 points, including two key 3-pointers down the stretch, as Washington State held on to upset No. 15 Baylor 77-71 in the semifinals of the 2010 Hawaiian Airlines Diamond Head Classic.

The Cougars (10-1), which nearly squandered a 20-point second-half lead, withstood a furious rally by the Bears for their fifth straight win.

Thompson, the son of former No. 1 NBA draft pick Mychal Thompson, made a 3 to give Washington State a 66-64 lead with 4:29 left. He hit another 3 several feet from beyond the top of the key that made it 71-67 with 1:10 to go. Thompson sealed the win with two free throws with 32 seconds left.

LaceDarius Dunn scored 29 points, all but four in the second half, for the Bears (8-2), while Quincy Acy had 16 points and 12 rebounds.

Down by 20 points, the Bears went on a 29-6 run capped by Dunn's off-balance jumper with 6:49 left to give Baylor a 62-61 lead. It was the first time the Bears led since they had an 8-7 advantage in the opening minutes. Dunn added two free throws giving Baylor a 64-61 lead.

Faisal Aden scored 13 points for the Cougars, including a 15-foot baseline jumper that gave them the 20-point lead with 14:29 left. Reggie Moore, Brock Motum and DeAngelo Casto all added 12 points.

WASHINGTON STATE (10-1)												77	
NO.	NAME	FG	3FG	FT	RB	PF	TP	A	TO	BLK	S	MIN	
23	Casto	f	5-9	0-0	2-2	5	4	12	0	0	0	4	24
31	Lodwick	f	2-4	1-3	0-0	8	3	5	1	2	1	0	25
0	Capers	g	1-2	0-1	1-3	2	1	3	3	0	1	1	30
1	Thompson	g	5-8	5-6	5-7	0	4	20	4	2	0	3	27
3	Moore	g	4-6	2-3	2-4	6	1	12	4	3	0	1	39
11	Aden		5-9	1-4	2-2	1	3	13	1	3	0	0	26
12	Motum		6-10	0-0	0-0	0	3	12	2	2	0	0	23
44	Simon		0-1	0-1	0-0	1	2	0	0	0	0	0	6
TEAM					3				1				
TOTALS			28-49	9-18	12-18	26	21	77	15	13	2	9	200

BAYLOR (8-2)												71	
NO.	NAME		FG	3FG	FT	RB	PF	TP	A	TO	BLK	S	MIN
4	Acy	f	6-13	0-0	4-8	12	1	16	0	2	1	1	37
41	Jones	f	3-6	0-3	0-0	5	1	6	0	0	1	0	28
05	Jones III	c	4-9	1-1	2-2	7	4	11	0	0	0	1	27
22	Walton	g	1-4	0-1	4-4	3	4	6	5	3	0	1	39
24	Dunn	g	7-22	3-15	12-12	4	4	29	1	4	0	1	37
3	Ellis		0-4	0-2	1-2	2	3	1	0	2	0	1	18
11	Morgan		1-2	0-0	0-1	4	1	2	0	1	0	0	12
12	Dennis		0-0	0-0	0-0	0	1	0	0	0	0	0	2
TEAM			3										
TOTALS			22-60	4-22	23-29	40	19	71	6	12	2	5	200

SCORING SUMMARY	1ST	2ND	OT	TOTAL
Washington State	39	38	—	77
Baylor	26	45	—	71

SHOOTING	FG%	3FG%	FT%
Washington State	57.1	50.0	66.7
Baylor	36.7	18.2	79.3

SPECIALTY STATS	DBR	PAINT	P-TO	2ND	FAST	BENCH
Washington State	3	24	17	7	2	25
Baylor	2	26	19	32	2	3

Officials: R-Darron George, U1-Brent Meaux, U2-Chris Beaver;  
Technical Fouls: none. Attendance: 7,179.

## Game 11

Dec. 25, 2010 • Honolulu, Hawai'i • Sheriff Center (6,367)

15/15 BAYLOR	61
8-3	

Florida State	68
11-3	

Derwin Kitchen scored 19 points and Chris Singleton added 17 and 10 rebounds in Florida State's 68-61 victory over No. 15 Baylor in the third-place game of the 2010 Hawaiian Airlines Diamond Head Classic.

Bernard James had 15 points and 10 rebounds for the Seminoles (11-3). Florida State's scrappy defense and strong play in the middle kept Baylor off-balance. The Seminoles held the Bears to 33 percent shooting.

LaceDarius Dunn, who was Baylor's lone representative on the Diamond Head Classic All-Tournament Team, led the Bears with 23 points but missed two key free throws down the stretch.

Singleton scored six straight during an 8-0, second-half run to give Florida State a 45-35 lead. He added a late 3-pointer to help the Seminoles hold off the Bears.

Trailing 20-11, Florida State stepped up its defense and went on a 26-13 run behind James' nine points to take a 37-33 halftime lead.

The Bears trailed by as many as 10 points in the second half, but kept clawing back.

Quincy Acy, who had 16 points and five rebounds, was fouled on his layup that cut the lead to 64-61 with 26 seconds left but missed the free throw. That was as close as the Bears got.

The Seminoles outscored the Bears 28-18 in the paint and had a 43-35 rebounding advantage.

BAYLOR (8-3)												61	
NO.	NAME	FG	3FG	FT	RB	PF	TP	A	TO	BLK	S	MIN	
4	Acy	f	6-16	0-0	4-6	5	3	16	0	1	1	0	35
41	Jones	f	1-4	1-1	0-2	2	1	3	0	1	0	0	24
05	Jones III	c	2-6	0-1	0-0	6	4	4	1	4	1	0	31
22	Walton	g	4-8	3-4	4-7	4	2	15	5	6	0	1	38
24	Dunn	g	5-15	1-5	12-17	6	2	23	3	2	0	1	37
03	Ellis		0-2	0-1	0-0	3	3	0	0	1	0	1	16
11	Morgan		0-1	0-0	0-0	1	2	0	0	0	0	1	14
12	Dennis		0-2	0-2	0-0	0	1	0	1	0	0	0	5
TEAM					8								
TOTALS			18-54	5-14	20-32	35	18	61	10	15	2	4	200

FLORIDA STATE (11-3)												68	
NO.	NAME	FG	3FG	FT	RB	PF	TP	A	TO	BLK	S	MIN	
5	James	f	6-10	0-0	3-7	10	1	15	2	0	0	1	27
31	Singleton	f	5-12	2-4	5-6	10	3	17	2	1	3	1	32
4	Dulkys	g	0-4	0-2	0-1	3	1	0	1	2	0	0	17
21	Snaer	g	1-3	1-2	1-2	3	5	4	3	2	0	0	29
22	Kitchen	g	8-13	1-3	2-2	5	2	19	3	3	0	3	40
3	Loucks		2-6	2-5	0-0	5	4	6	4	3	0	2	28
10	White		0-1	0-1	2-2	1	1	2	0	1	0	0	7
15	Shannon		1-4	0-0	1-4	4	1	3	1	1	1	0	15
50	Kreft		1-1	0-0	0-0	0	4	2	1	2	0	0	5
TEAM					2		1						
TOTALS		24-54	6-17	14-24	43	22	68	17	16	4	7	200	

SCORING SUMMARY	1ST	2ND	OT	TOTAL
Baylor	33	28	—	61
Florida State	37	31	—	68

SHOOTING	FG%	3FG%	FT%
Baylor	33.3	35.7	62.5
Florida State	44.4	35.3	58.3

SPECIALTY STATS	DBR	PAINT	P-TO	2ND	FAST	BENCH
Baylor	5	18	18	16	2	0
Florida State	5	28	14	10	6	13

Officials: R-Terry Moore, U1-Brent Meaux, U2-Sean Cassidy;  
Technical Fouls: Baylor-none. Florida State-Jon Kreft. Attendance: 6,367.

## Game 12

Jan. 2, 2011 • Waco, Texas • Ferrell Center (5,437)

Texas Southern	60
2-9	

RV/23 BAYLOR	68
9-3	

LaceDarius Dunn scored all but two of his 17 points in the second half, while A.J. Walton and Quincy Acy made key plays down the stretch as Baylor held off Texas Southern, 68-60.

Acy had 16 points, eight rebounds and two big blocks in the closing moments for Baylor (9-3), playing its first game since going 1-2 in the Hawaiian Airlines Diamond Head Classic. Walton added 13 points and a career-high seven rebounds, and forced a key turnover by Travele Jones with 48 seconds left that snuffed out the Tigers' final bid. The sophomore point guard also finished with six assists and no turnovers in 38 minutes. Jones scored 21 points for the Tigers (2-9) and Lawrence Johnson-Danner had 12.

Texas Southern led for most of the first half before Baylor used pressure defense to close the half with a 15-3 run. The Tigers stayed within range in the second half despite the Bears' 54-percent shooting. Baylor protected the ball and several times stretched the margin to seven points, but Texas Southern answered each run with 3-pointers by either Harrison Smith, Justin Ray or Jones.

Texas Southern had no answer for Baylor on the boards, however, particularly on the offensive end. The Bears scored several key baskets on putbacks in the final 10 minutes, including a pair of thunderous dunks by Acy.

TEXAS SOUTHERN (2-9)												60	
NO.	NAME	f	FG	3FG	FT	RB	PF	TP	A	TO	BLK	S	MIN
3	King	f	3-6	0-0	2-3	4	4	8	1	4	1	0	31
13	Galloway	f	1-9	0-2	1-3	12	2	3	4	5	2	1	40
24	Jones	f	5-7	2-2	9-11	5	4	21	1	5	0	2	25
25	Price	f	3-5	0-0	0-0	4	4	6	1	1	1	1	16
11	Johnson-Danner	g	4-11	3-5	1-2	3	2	12	0	2	0	1	35
1	Norris		0-1	0-1	0-0	1	2	0	0	1	0	0	5
5	Smith		2-5	1-1	0-0	1	3	5	2	1	1	1	18
12	Christie		0-0	0-0	0-0	0	1	0	0	0	0	0	0+
23	Denson		1-2	0-0	0-0	0	1	2	0	2	0	0	14
34	Ray		1-5	1-3	0-0	1	1	3	0	0	0	0	16
TEAM						4							
TOTALS			20-51	7-14	13-19	35	24	60	9	21	5	6	200

BAYLOR (9-3)													68
NO.	NAME		FG	3FG	FT	RB	PF	TP	A	TO	BLK	S	MIN
4	Acy	f	4-6	0-0	8-10	8	4	16	0	3	4	2	37
5	Jones III	f	0-3	0-0	0-0	1	4	0	0	2	0	0	15
41	Jones	f	3-5	1-2	4-4	7	0	11	1	2	0	3	27
22	Walton	g	4-13	2-4	3-7	7	3	13	6	0	0	2	38
24	Dunn	g	6-18	3-12	2-5	6	4	17	1	1	0	2	37
3	Ellis		4-6	1-1	0-0	2	1	9	1	3	2	2	20
11	Morgan		1-1	0-0	0-4	4	3	2	0	1	2	1	24
12	Dennis		0-0	0-0	0-0	0	0	0	0	1	0	0	2
TEAM			4										
TOTALS			22-52	7-19	17-30	39	19	68	9	13	8	12	200

SCORING SUMMARY	1ST	2ND	OT	TOTAL
Texas Southern	22	38	—	60
Baylor	25	43	—	68

SHOOTING	FG%	3FG%	FT%
Texas Southern	39.2	50.0	68.4
Baylor	42.3	36.8	56.7

SPECIALTY STATS	DBR	PAINT	P-TO	2ND	FAST	BENCH
Texas Southern	2	18	4	12	0	10
Baylor	4	26	17	16	2	11

Officials: R-Gerry Pollard, U1-Doug Simmons, U2-Joe DeRosa;  
Technical Fouls: None. Attendance: 5,437.

## Game 13

Jan. 4, 2011 • Waco, Texas • Ferrell Center (5,277)

Morgan State	72
5-7	

RV/RV BAYLOR	89
10-3	

Senior guard **LaceDarius Dunn** scored a career-high 43 points and set a school record with 10 3-pointers as Baylor broke out of a shooting slump to race past Morgan State, 89-72.

Dunn hit three 3-pointers within 58 seconds during a 19-4 run midway through the second half as the Bears (10-3) broke open a tight game in their final tuneup before beginning Big 12 play.

McDonald's All-American **Perry Jones III**, held scoreless in Baylor's win Jan. 2 over Texas Southern, bounced back with 17 points, while **Quincy Acy** added 11 points and eight rebounds.

DeWayne Jackson, who matched Dunn almost shot for shot down the stretch, had 29 points to lead Morgan State (5-7), while Justin Black added 13 and Aric Brooks 10.

Dunn and his teammates came into the game struggling. The Bears had hit 37 percent from the field in their last three games, including losses to unranked Washington State and Florida State at the Diamond Head Classic in Hawaii. Dunn shot 18-for-55 during that stretch (32 percent), and made only 7 of 32 from the 3-point line.

MORGAN STATE (5-7)													72
NO.	NAME	FG	3FG	FT	RB	PF	TP	A	TO	BLK	S	MIN	
2	Johnson	f	0-2	0-0	0-0	0	1	0	0	0	0	0	12
32	Jackson	f	11-15	4-6	3-5	0	3	29	1	2	1	3	29
34	Ali	f	2-6	0-0	1-2	5	2	5	1	1	0	1	23
1	Bastfield	g	2-4	0-0	2-3	0	3	6	3	1	0	0	30
12	Brooks	g	4-10	0-2	2-4	1	4	10	0	2	0	1	32
3	Lawal		0-2	0-0	0-0	1	1	0	0	0	0	0	5
5	Black		4-13	2-7	3-4	0	2	13	2	2	0	5	33
33	Thompson		4-4	0-0	0-0	3	4	8	0	2	0	1	20
42	Stokes		0-0	0-0	0-0	0	4	0	1	1	0	0	5
44	Banks		0-0	0-0	0-0	1	0	0	1	1	0	1	6
50	Chiles		0-0	0-0	1-2	2	0	1	0	0	0	0	5
TEAM		9											
TOTALS		27-56	6-15	12-20	22	24	72	9	12	1	12	200	

BAYLOR (10-3)													89
NO.	NAME	FG	3FG	FT	RB	PF	TP	A	TO	BLK	S	MIN	
4	Acy	f	4-7	0-0	3-4	8	2	11	0	5	0	0	30
5	Jones III	f	8-13	0-0	1-3	7	2	17	1	0	2	0	40
41	Jones	f	0-1	0-0	6-6	3	2	6	3	1	0	2	26
22	Walton	g	3-4	0-0	0-0	6	3	6	8	6	0	4	33
24	Dunn	g	13-22	10-18	7-7	6	1	43	3	3	0	2	37
3	Ellis		0-0	0-0	4-4	2	0	4	0	0	1	0	19
11	Morgan		0-0	0-0	2-4	1	3	2	0	0	0	0	5
12	Dennis		0-0	0-0	0-0	1	1	0	1	1	0	0	10
TEAM		1											
TOTALS		28-47	10-18	23-28	35	14	89	16	16	3	8	200	

Scoring Summary	1st	2nd	OT	Total
Morgan State	40	32	—	72
Baylor	42	47	—	89

Shooting	FG%	3FG%	FT%
Morgan State	48.2	40.0	60.0
Baylor	59.6	55.6	82.1

Specialty Stats	DBR	Paint	P-TO	2nd	fast	Bench
Morgan State	4	36	19	5	14	22
Baylor	0	32	19	14	9	6

Officials: R-Doug Shows, U1-Jon Stigliano, U2-Rodrick Dixon;  
Technical Fouls: none. Attendance: 5,277.

## Game 14

Jan. 8, 2011 • Lubbock, Texas • United Spirit Arena (8,857)

RV/RV BAYLOR	71
11-3, 1-0	

Texas Tech	59
8-8, 0-1	

**LaceDarius Dunn** and **Perry Jones III** scored 20 points each to lead Baylor past Texas Tech, 71-59, in the Big 12 opener for both schools.

Texas Tech overcame a 12-point deficit in the second half to take its first lead of the game on a free throw by David Tairu with 7:10 remaining.

But the Bears (11-3, 1-0 Big 12) toughened and used a 20-2 run to seal the win down the stretch. The Red Raiders (8-8, 0-1) went more than four minutes without a basket. Dunn scored seven points in the run.

Jones III tied his career scoring high. He made 8-of-9 baskets and was 4-of-6 from the line.

John Roberson scored 14 points to lead the Red Raiders. Tairu added 13, hitting hit four 3-pointers.

After shooting no free throws in the first half, the Bears finished 12 of 15 from the line.

Down 41-29 after a 3-pointer by Dunn, the Red Raiders went on a 10-1 run. Mike Singletary got three points, Tairu hit a 3-pointer and D'walyn Roberts and Robert Lewandowski scored baskets.

After Tairu hit a free throw to give the Red Raiders the lead, Baylor used 11 free throws to keep the Bears ahead for good.

BAYLOR (11-3, 1-0)													71
NO.	NAME	FG	3FG	FT	RB	PF	TP	A	TO	BLK	S	MIN	
4	Acy	f	2-8	0-0	2-3	5	3	6	1	1	1	0	34
5	Jones III	f	8-9	0-0	4-6	6	4	20	1	1	0	5	36
41	Jones	f	5-7	2-3	0-0	3	2	12	1	3	1	1	30
22	Walton	g	2-7	2-4	2-2	4	2	8	2	2	0	1	34
24	Dunn	g	6-17	4-11	4-4	5	2	20	2	3	0	0	37
3	Ellis		0-0	0-0	0-0	1	0	0	0	0	0	0	10
11	Morgan		0-2	0-0	0-0	3	1	0	0	2	1	1	10
20	Love		2-4	1-1	0-0	0	1	5	0	0	0	1	9
TEAM		5											
TOTALS		25-54	9-19	12-15	32	15	71	7	12	3	9	200	

TEXAS TECH (8-8, 0-1)													59
NO.	NAME	FG	3FG	FT	RB	PF	TP	A	TO	BLK	S	MIN	
30	Crockett	f	4-7	0-0	2-2	6	3	10	1	0	0	0	24
32	Singletary	f	2-10	0-1	8-9	3	2	12	2	2	0	2	38
15	Lewandowski	c	2-6	0-0	0-0	5	2	4	2	2	1	0	25
1	Reese	g	0-8	0-3	0-0	2	5	0	2	3	1	0	14
25	Tairu	g	4-11	4-9	1-2	3	0	13	1	1	0	0	35
5	Roberts		2-2	0-0	0-0	3	0	4	0	1	2	0	14
21	Roberson		5-8	4-7	0-0	2	2	14	2	5	1	1	37
31	Cooper		0-1	0-0	2-2	4	0	2	1	0	0	0	13
TEAM		1											
TOTALS		19-53	8-20	13-15	29	14	59	11	15	5	3	200	

Scoring Summary	1st	2nd	OT	Total
Baylor	32	39	—	71
Texas Tech	26	33	—	59

Shooting	FG%	3FG%	FT%
Baylor	46.3	47.4	80.0
Texas Tech	35.8	40.0	86.7

Specialty Stats	DBR	Paint	P-TO	2nd	fast	Bench
Baylor	3	20	21	11	0	5
Texas Tech	4	20	15	17	0	20

Officials: R-Tom O'Neill, U1-Terry Davis, U2-Brent Meaux;  
Technical Fouls: none. Attendance: 8,857.

## Game 15

Jan. 11, 2011 • Waco, Texas • Ferrell Center (7,572)

Oklahoma	61
8-8, 0-2	

RV/RV BAYLOR	74
12-3, 2-0	

**Perry Jones III** scored a career-high 25 points and **LaceDarius Dunn** added 16 as Baylor beat Oklahoma 74-61 for its record 15th straight home victory.

Dunn became only the second Baylor player to surpass 2,000 points for a career, while **Quincy Acy** added 15 points and a game-high eight rebounds for the Bears (12-3, 2-0 Big 12).

Steven Pledger led the Sooners (8-8, 0-2) with 17 points, and Cameron Clark added 16.

Baylor broke the Ferrell Center record it shared with Oklahoma. The Sooners were 14-0 on the Bears' home court and 26-0 against them in Big 12 play before Baylor swept the series last year.

Dunn scored on a drive with 17:07 left to crack the 2,000-point barrier. The senior has 2,009 points, leaving him 180 behind **Terry Teagle** on the school's all-time list and 247 behind all-time Big 12 leader Andre Emmett of Texas Tech.

OKLAHOMA (8-8, 0-2)													61
NO.	NAME	FG	3FG	FT	RB	PF	TP	A	TO	BLK	S	MIN	
4	Fitzgerald	f	4-10	0-0	1-2	5	5	9	0	2	1	1	28
15	Neal	f	0-1	0-0	0-0	2	4	0	1	1	0	0	12
21	Clark	f	6-14	1-5	3-4	4	0	16	3	1	0	2	40
2	Pledger	g	6-12	5-10	0-0	2	1	17	2	2	0	3	40
14	Blair	g	4-10	2-7	0-0	1	2	10	6	3	0	3	38
05	Washington		0-0	0-0	2-2	1	0	2	0	0	0	0	6
11	Newell		0-0	0-0	0-0	0	0	0	0	0	0	0	2
31	Honore		0-1	0-0	0-0	0	1	0	0	0	0	0	3
55	Thompson		3-7	0-2	1-3	6	2	7	1	4	0	2	31
TEAM		2											
TOTALS		23-55	8-24	7-11	23	15	61	13	13	1	11	200	

BAYLOR (12-3, 2-0)													74
NO.	NAME	FG	3FG	FT	RB	PF	TP	A	TO	BLK	S	MIN	
4	Acy	f	5-8	0-0	5-7	8	1	15	2	4	1	0	34
5	Jones III	f	10-13	0-0	5-6	7	0	25	1	1	2	0	35
41	Jones	f	4-6	1-2	0-1	4	3	9	0	3	0	0	23
22	Walton	g	1-4	0-3	3-4	4	2	5	4	2	0	5	27
24	Dunn	g	6-9	4-7	0-0	3	2	16	3	5	0	3	38
3	Ellis		2-4	0-0	0-0	0	0	4	1	1	0	0	18
11	Morgan		0-0	0-0	0-0	1	1	0	0	0	0	0	9
20	Love		0-1	0-1	0-0	2	1	0	3	1	0	1	16
TEAM		0											
TOTALS		28-45	5-13	13-18	29	10	74	14	17	3	9	200	

Scoring Summary	1st	2nd	OT	Total
Oklahoma	32	29	—	61
Baylor	34	40	—	74

Shooting	FG%	3FG%	FT%
Oklahoma	41.8	33.3	63.6
Baylor	62.2	38.5	72.2

Specialty Stats	DBR	Paint	P-TO	2nd	fast	Bench
Oklahoma	3	24	27	16	4	9
Baylor	3	44	11	16	6	4

Officials: R-Tom Eades, U1-Patrick Adams, U2-John Hampton;  
Technical Fouls: none. Attendance: 7,572.

## Game 16

Jan. 15, 2011 • Ames, Iowa • Hilton Coliseum (11,734)

RV/RV	<b>BAYLOR</b>	<b>57</b>
12-4, 2-1		

<b>Iowa State</b>	<b>72</b>
14-4, 1-2	

Iowa State's Jamie Vanderbeken and Scott Christopherson combined for 38 points and 12 3-pointers as the Cyclones knocked off Baylor 72-57, snapping the Bears' four-game winning streak.

Vanderbeken scored a game-high 21 points — all coming off seven treys — while Christopherson added 17 points and five 3s of his own. Diante Garrett had 16 points and 11 assists for the Cyclones (14-4, 1-2), which improved to 9-0 all-time at home vs. Baylor.

Iowa State let the Bears get within a point early in the second half before pulling away with a 15-5 run midway through the second half. Vanderbeken then drained a 3-pointer from the corner to put the Cyclones ahead 69-53 with 4:19 left.

**LaceDarius Dunn** led Baylor with 20 points. The Bears, which entered play with one of the nation's top scoring defenses, let Iowa State shoot 50 percent from the floor and 56 percent from 3-point range.

The Bears pulled within 45-44 on a 3-pointer by **Anthony Jones** early in the second half. Christopherson and Vanderbeken got the Cyclones rolling again, though, nailing back-to-back 3-pointers to put Iowa State ahead 55-48 with just over 12 minutes left.

Garrett got into the act after that, taking **Perry Jones III** off the dribble from the point and faking back to create enough space for an easy 10-foot bank shot to make it 60-51. Garrett then ripped the ball from Dunn on the wing and hit a trailing Calvin Godfrey for a one-handed dunk that put the Cyclones ahead 62-51 with 9:01 left.

BAYLOR (12-4, 2-1)											57		
NO.	NAME	FG	3FG	FT	RB	PF	TP	A	TO	BLK	S	MIN	
4	Acy	f	4-10	0-0	1-2	8	2	9	2	2	1	2	37
5	Jones III	f	5-9	0-0	0-2	5	2	10	0	2	1	0	38
41	Jones	f	2-4	1-2	1-2	5	1	6	1	0	0	0	22
22	Walton	g	5-10	2-4	0-2	5	3	12	6	2	0	2	37
24	Dunn	g	8-19	4-11	0-0	6	2	20	1	3	0	0	36
3	Ellis	0-4	0-1	0-0	0	1	0	3	2	0	1	1	15
11	Morgan	0-1	0-0	0-0	1	1	0	0	0	0	0	0	4
20	Love	0-1	0-1	0-0	2	0	0	1	3	0	1	1	11
TEAM		2											
TOTALS		24-58	7-19	2-8	34	12	57	14	14	2	6	200	

IOWA STATE (14-4, 1-2)											72	
NO.	NAME	FG	3FG	FT	RB	PF	TP	A	TO	BLK	S	MIN
3	Ejim	f	1-4	0-3	2-2	5	3	4	1	2	0	27
23	Vanderbeken	f	7-10	7-8	0-0	5	2	21	2	1	0	35
5	Anderson	g	1-6	0-2	3-3	2	0	5	2	3	0	33
10	Garrett	g	7-15	2-4	0-0	5	2	16	11	5	0	1 40
11	Christopherson	g	6-9	5-8	0-0	4	3	17	2	1	0	0 39
1	Palo		0-0	0-0	0-0	0	0	1	0	0	0	1 8
15	Godfrey		4-8	0-0	1-2	7	1	9	0	1	0	1 18
TEAM					4							
TOTALS		26-52		14-25	6-7	32	11	72	19	13	0	6 200

SCORING SUMMARY	1ST	2ND	OT	TOTAL
Baylor	32	25	—	57
Iowa State	39	33	—	72

SHOOTING	FG%	3FG%	FT%
Baylor	41.4	36.8	25.0
Iowa State	50.0	56.0	85.7

SPECIALTY STATS	DBR	PAINT	P-TO	2ND	FAST	BENCH
Baylor	1	28	17	12	3	0
Iowa State	0	18	16	2	4	9

Officials: R-Gerry Pollard, U1-Brent Hampton, U2-Rodrick Dixon;  
Technical Fouls: none. Attendance: 11,734.

## Game 17

Jan. 17, 2011 • Waco, Texas • Ferrell Center (10,596)

2/2	<b>Kansas</b>	<b>85</b>
18-0, 3-0		

RV/RV	<b>BAYLOR</b>	<b>65</b>
12-5, 2-2		

Twin brothers Markieff and Marcus Morris powered second-ranked Kansas to a big early lead and the Jayhawks stayed unbeaten with a 85-65 victory that ended Baylor's 15-game home winning streak.

Marcus Morris finished with 25 points and Markieff had 19 to lead five Kansas players in double figures.

By halftime, Markieff Morris already had 15 points, making all seven of his shots (he finished 9-of-10), and Marcus Morris was 6-of-7 shooting for 13 points as Kansas led 53-32.

Freshman sensation **Perry Jones III** had 20 points to lead Baylor, which is 5-5 since mid-December after peaking at No. 9 in the AP poll, its highest-ever ranking. **Anthony Jones** had 17 and **LaceDarius Dunn** 13.

Dunn, who came in leading the nation with 4.2 3-pointers a game, had only one. And that came in the closing seconds to stretch his school-record streak to 31 games in row hitting a long-range shot.

The Bears used a 13-3 run to cut the gap to 61-49 with 13 minutes left, and appeared to have a chance to get even closer after **J'mison Morgan** forced a turnover by Marcus Morris.

KANSAS (18-0, 3-0)											85	
NO.	NAME	FG	3FG	FT	RB	PF	TP	A	TO	BLK	S	MIN
21	Morris, Mark.	f 9-10	1-1	0-0	9	3	19	4	1	2	2	33
22	Morris, Marc.	f 10-14	1-4	4-5	5	1	25	2	3	0	3	31
10	Taylor	g 2-4	0-1	2-2	2	1	6	4	3	1	2	33
14	Reed	g 4-8	3-5	0-0	4	2	11	2	0	0	1	30
32	Selby	g 5-11	2-6	0-0	1	3	12	3	3	0	3	29
0	Robinson	1-2	0-0	0-0	2	2	2	0	4	0	1	8
5	Withey	0-0	0-0	0-0	0	0	0	0	0	0	0	2
12	Morningstar	0-1	0-1	0-0	0	4	0	3	0	0	0	18
15	Johnson	0-0	0-0	0-0	0	4	0	0	0	0	0	9
23	Little	4-6	0-0	2-2	1	0	10	0	0	0	0	7
TEAM					3							
TOTALS		35-56	7-18	8-9	27	20	85	18	14	3	12	200

BAYLOR (12-5, 2-2)											65		
NO.	NAME	FG	3FG	FT	RB	PF	TP	A	TO	BLK	S	MIN	
4	Acy	f	2-6	0-0	0-0	4	5	4	1	3	0	1	25
5	Jones III	f	6-11	0-0	8-8	2	2	20	0	1	0	0	38
41	Jones	f	6-8	3-3	2-3	4	1	17	2	1	1	1	37
22	Walton	g	2-4	1-2	4-7	3	3	9	6	7	0	3	39
24	Dunn	g	3-9	1-3	6-7	3	1	13	1	5	0	1	35
3	Ellis	0	0-0	0-0	0-0	0	0	0	0	0	0	0	3
11	Morgan		1-1	0-0	0-1	1	1	2	1	0	1	2	18
20	Love		0-2	0-2	0-0	0	0	0	1	1	0	0	5
TEAM			2										
TOTALS			20-41	5-10	20-26	19	13	65	12	18	2	8	200

SCORING SUMMARY	1ST	2ND	OT	TOTAL
Kansas	53	32	—	85
Baylor	32	33	—	65

SHOOTING	FG%	3FG%	FT%
Kansas	62.5	38.9	88.9
Baylor	48.8	50.0	76.9

SPECIALTY STATS	DBR	PAINT	P-TO	2ND	FAST	BENCH
Kansas	1	44	24	18	6	12
Baylor	2	30	11	9	0	2

Officials: R-John Higgins, U1-Rick Hartzell, U2-Terry Oglesby;  
Technical Fouls: none. Attendance: 10,596.

## Game 18

Jan. 22, 2011 • Waco, Texas • Ferrell Center (8,045)

	<b>Oklahoma State</b>	<b>57</b>
14-5, 2-3		

RV/RV	<b>BAYLOR</b>	<b>76</b>
13-5, 3-2		

Baylor freshman sensation **Perry Jones III** grabbed the pass on a breakaway play, slammed the ball and then celebrated by excitedly pounding his chest.

Jones III scored 24 points — including two powerful dunks while scoring seven consecutive points after halftime — and had eight rebounds in the Bears' 76-57 home victory over Oklahoma State.

**LaceDarius Dunn** added 16 points, including three 3-pointers in an 11-0 run before halftime for the Bears (13-5, 3-2 Big 12).

Baylor went ahead to stay by ending the first half with a strange 13-3 run that included a missed 3-pointer that appeared to hit nothing but the floor and was followed by an alley-oop dunk on the same possession.

Baylor was down 24-23 before two free throws by Jones III with 2:40 left in the first half started the ending spurt.

After **Quincy Acy** drew a charge on Jean-Paul Olukemi, **Anthony Jones** had a follow-up basket on Dunn's missed 3-pointer and was fouled. During an ensuing timeout, Oklahoma State head coach Travis Ford drew a technical foul. Dunn hit one of the two technical free throws before Jones completed his three-point play.

OKLAHOMA STATE (14-5, 2-3)											57		
NO.	NAME		FG	3FG	FT	RB	PF	TP	A	TO	BLK	S	MIN
0	Olukemi	f	1-7	0-3	2-2	1	5	4	0	1	0	2	18
22	Brown	f	6-11	3-6	1-2	2	0	16	3	1	1	3	34
25	Williams	f	6-8	0-0	2-2	6	4	14	0	3	1	0	24
33	Moses	f	0-2	0-0	1-2	3	4	1	2	1	1	0	11
12	Page	g	2-7	1-6	2-2	0	1	7	4	3	0	2	40
1	Shaw		0-0	0-0	0-0	0	2	0	0	0	0	0	4
5	Dowell		0-4	0-2	0-0	0	2	0	2	0	0	0	11
14	Penn		0-1	0-0	0-0	0	0	0	0	1	0	0	6
15	Sidorakis		1-3	0-1	0-0	1	3	2	0	0	0	0	17
31	Pilgrim		4-8	0-1	5-11	4	4	13	0	2	0	5	31
32	Franklin		0-0	0-0	0-0	1	4	0	0	0	0	0	4
TEAM						1							
TOTALS			20-51	4-19	13-21	19	29	57	11	12	3	13	200

BAYLOR (13-5, 3-2)											76		
NO.	NAME	FG	3FG	FT	RB	PF	TP	A	TO	BLK	S	MIN	
5	Jones III	f	7-9	0-0	10-12	8	3	24	0	5	1	0	38
41	Jones	f	3-4	1-1	6-7	7	1	13	2	0	1	33	
11	Morgan	c	0-2	0-0	2-6	0	3	2	0	1	2	0	13
22	Walton	g	2-3	0-0	3-4	4	4	7	7	9	0	3	33
24	Dunn	g	6-9	3-5	1-3	3	2	16	1	3	0	0	36
3	Ellis		0-1	0-0	0-0	1	2	0	0	0	0	0	9
4	Acy		6-11	0-0	2-4	9	3	14	0	1	3	0	29
12	Dennis		0-0	0-0	0-0	0	1	0	0	1	0	0	1
14	Sekelja		0-0	0-0	0-0	0	0	0	0	0	0	0	1
20	Love		0-1	0-1	0-0	3	1	0	2	1	0	0	7
TEAM					5								
TOTALS			24-40	4-7	24-36	40	20	76	12	23	6	4	200

SCORING SUMMARY	1ST	2ND	OT	TOTAL
Oklahoma State	27	30	—	57
Baylor	36	40	—	76

SHOOTING	FG%	3FG%	FT%
Oklahoma State	39.2	21.1	61.9
Baylor	60.0	57.1	66.7

SPECIALTY STATS	DBR	PAINT	P-TO	2ND	FAST	BENCH
Oklahoma State	3	24	14	5	4	15
Baylor	5	26	17	16	6	14

Officials: R-Scott Thornley, U1-J.B. Caldwell, U2-Kevin Mathis;  
Technical Fouls: Oklahoma State-Team. Baylor-none. Attendance: 8,045.



## Game 19

Jan. 24, 2011 • Manhattan, Kan. • Bramlage Coliseum (12,528)

RV/RV	<b>BAYLOR</b>	<b>61</b>
13-6, 3-3		

RV/RV	<b>Kansas State</b>	<b>69</b>
14-7, 2-4		

Jacob Pullen and Will Spradling had 17 points apiece and slow-starting Kansas State held on for a ragged, foul-plagued 69-61 victory over Baylor.

The Wildcats (14-7, 2-4) used an 11-1 run early in the second half to regain control after the Bears (13-6, 3-3) erased a 25-18 halftime deficit with a quick flurry of 3-pointers.

Quincy Acy led Baylor with 14 points. LaceDarius Dunn fouled out with 9 seconds left after scoring 13 points, seven below his league-leading average.

Curtis Kelly's dunk gave Kansas State a 60-50 lead, but the Bears cut it to 60-55 on a three-point play by Perry Jones III. It was 63-58 with 28.8 seconds left when Kansas State's Juevol Myles hit two free throws — his only points of the game.

It was a scruffy first half by teams that were nationally ranked when the season began. They combined on 15-for-52 shooting and 19 fouls and 20 turnovers — 10 apiece.

A.J. Walton drilled two of the Bears' four 3-pointers early in the second half, but also picked up two quick fouls and went to the bench with his fourth at the 16:12 mark. Dunn also connected from beyond the arc and then a fourth trey from Stargell Love gave the Bears a 30-29 lead.

Rodney McGruder answered with a 3-pointer over the Baylor zone defense and ignited an 11-1 spree capped by a 3-pointer by Pullen that shot the Wildcats into a 40-31 lead with 12:50 to go.

BAYLOR (13-6, 3-3)												61
NO.	NAME	FG	3FG	FT	RB	PF	TP	A	TO	BLK	S	MIN
5	Jones III	f	3-5	0-0	5-8	8	4	11	1	2	0	34
11	Morgan	f	0-0	0-0	0-0	1	4	0	0	1	1	9
41	Jones	f	2-4	0-2	2-3	5	1	6	0	2	0	33
22	Walton	g	2-7	2-3	0-0	0	5	6	3	5	0	1
24	Dunn	g	4-17	3-8	2-2	2	5	13	3	1	0	3
3	Ellis		0-1	0-0	0-0	0	1	0	1	0	0	10
4	Acy		4-7	0-0	6-7	7	3	14	0	4	3	36
12	Dennis		0-0	0-0	0-0	0	1	0	0	0	0	0+
20	Love		4-6	1-2	2-4	0	2	11	2	2	0	18
TEAM												3
TOTALS			19-47	6-15	17-24	26	26	61	10	17	4	7
												200

KANSAS STATE (14-7, 2-4)												69	
NO.	NAME	FG	3FG	FT	RB	PF	TP	A	TO	BLK	S	MIN	
24	Kelly	f	5-13	0-0	3-6	7	5	13	2	2	1	3	32
32	Samuels	f	2-7	0-1	0-0	5	3	4	0	1	2	0	27
0	Pullen	g	4-13	2-7	7-9	4	1	17	2	5	0	1	38
1	Southwell	g	1-4	0-1	0-1	3	2	2	4	3	0	0	31
22	McGruder	g	4-6	2-4	2-2	7	1	12	2	1	0	0	29
3	Irving		0-0	0-0	0-0	1	1	0	0	0	0	0	2
4	Myles		0-0	0-0	2-2	1	0	2	0	0	0	0	0+
21	Henriquez-Roberts		0-3	0-0	2-2	5	5	2	1	1	1	0	17
33	Judge		0-0	0-0	0-0	0	1	0	0	1	0	0	1
55	Spradling		3-6	2-5	9-9	0	4	17	1	0	0	1	23
TEAM						2				1			
TOTALS			19-52	6-18	25-31	35	23	69	12	15	4	5	200

SCORING SUMMARY	1ST	2ND	OT	TOTAL
Baylor	18	43	—	61
Kansas State	25	44	—	69

SHOOTING	FG%	3FG%	FT%
Baylor	40.4	40.0	70.8
Kansas State	36.5	33.3	80.6

SPECIALTY STATS	DBR	PAINT	P-TO	2ND	FAST	BENCH
Baylor	8	24	11	15	9	25
Kansas State	5	18	19	11	9	21

Officials: R-Tom O'Neill, U1-John Higgins, U2-Kelly Self;  
Technical Fouls: none. Attendance: 12,528.

## Game 20

Jan. 29, 2011 • Waco, Texas • Ferrell Center (6,095)

	<b>Colorado</b>	<b>66</b>
14-8, 3-4		

RV/RV	<b>BAYLOR</b>	<b>70</b>
14-6, 4-3		

LaceDarius Dunn scored 26 points, including eight straight free throws in the final two minutes, as Baylor rallied to beat Colorado 70-66. Dunn, who is the Big 12's leading scorer, scored 10 of Baylor's final 12 points.

Freshman F Perry Jones III added 14 points for Baylor (14-6, 4-3 Big 12) and Quincy Acy had 13 points and nine rebounds.

Alec Burks had 20 points to lead Colorado (14-8, 3-4). Cory Higgins finished with 16 points, while Levi Knutson had 10.

Baylor trailed 35-21 at halftime and didn't take its first lead until Dunn hit a 14-foot jumper to make it 58-57 with 2:55 remaining. A.J. Walton then drained a 3-pointer to push the Bears' advantage to four with 2:23 to play, and Baylor held on to end a four-game losing streak against Big 12 North opponents.

COLORADO (14-8, 3-4)												66
NO.	NAME	FG	3FG	FT	RB	PF	TP	A	TO	BLK	S	MIN
33	Dufault	f	2-5	0-0	0-2	5	3	4	0	0	2	1 26
1	Tomlinson	g	1-3	0-1	1-2	1	2	3	2	1	0	1 16
5	Relphorde	g	2-7	0-1	0-2	3	4	4	1	0	0	1 27
10	Burks	g	6-19	0-4	8-8	6	3	20	1	4	0	3 34
11	Higgins	g	6-15	2-5	2-2	5	3	16	2	2	1	0 34
2	Sharpe		0-0	0-0	0-0	1	1	0	0	0	0	1 7
14	Coney		0-0	0-0	0-0	0	0	0	0	0	0	0 0+
21	Roberson		3-7	0-1	3-4	11	4	9	1	2	0	1 27
24	Knutson		3-9	2-4	2-2	4	4	10	1	1	0	4 29
TEAM												2
TOTALS			23-65	4-16	16-22	38	24	66	8	10	3	12 200

BAYLOR (14-6, 4-3)												70	
NO.	NAME	FG	3FG	FT	RB	PF	TP	A	TO	BLK	S	MIN	
5	Jones III	f	6-12	0-0	2-4	6	2	14	2	2	1	0	38
41	Jones	f	1-4	1-2	0-0	5	1	3	0	2	0	0	27
11	Morgan	c	0-0	0-0	0-0	0	0	0	0	0	0	0	3
22	Walton	g	3-4	2-2	0-2	3	3	8	4	4	0	0	28
24	Dunn	g	6-18	3-7	11-11	7	3	26	6	3	0	1	36
3	Ellis		1-2	0-1	0-0	3	3	2	0	1	2	1	22
4	Acy		4-5	0-0	5-7	9	2	13	0	4	2	1	32
20	Love		2-4	0-1	0-0	3	2	4	0	2	0	0	14
TEAM					2								
TOTALS		23-49	6-13	18-24	38	16	70	12	18	5	3	200	

SCORING SUMMARY	1ST	2ND	OT	TOTAL
Colorado	35	31	—	66
Baylor	21	49	—	70

SHOOTING	FG%	3FG%	FT%
Colorado	35.4	25.0	72.7
Baylor	46.9	46.2	75.0

SPECIALTY STATS	DBR	PAINT	P-TO	2ND	FAST	BENCH
Colorado	3	28	12	19	4	19
Baylor	1	20	10	13	3	19

Officials: R-Duke Edsall, U1-Rick Crawford, U2-Brent Hampton;  
Technical Fouls: none. Attendance: 6,095.

## Game 21

Feb. 2, 2011 • Norman, Okla. • Lloyd Noble Center (6,000)

NR/RV	<b>BAYLOR</b>	<b>66</b>
14-7, 4-4		

	<b>Oklahoma</b>	<b>73</b>
12-9, 4-3		

Fueled by a 24-3 second-half run, Oklahoma erased a seven-point deficit to hold off Baylor 73-66 in Norman. The game was originally scheduled for Feb. 1, but was postponed until Feb. 2 due to a blizzard that blanketed much of the region.

Carl Blair and Cameron Clark combined for 44 points, leading the Sooners (12-9, 4-3 Big 12) to a seven-point victory. Blair finished with 19 points and seven assists, while Clark added a game-high 25.

Perry Jones III was among four Bears in double figures, leading the way with 19 points and seven rebounds for Baylor (14-7, 4-4). Anthony Jones added 16 points, while LaceDarius Dunn and Quincy Acy chipped in 15 and 11, respectively.

After Blair missed a free throw with 28 seconds remaining and Oklahoma leading by just three, teammate C.J. Washington grabbed the rebound. Blair then ended up back at the foul line and hit four straight free throws in the final 23.6 seconds to seal the OU win.

The Bears lead 39-34 at halftime and 50-43 with 15:57 left before the Sooners scored 10 straight points thanks to four Baylor turnovers. The Bears went scoreless for nearly seven minutes during the stretch and finished with 16 turnovers — 12 in the second half.

BAYLOR (14-7, 4-4)													66
NO.	NAME		FG	3FG	FT	RB	PF	TP	A	TO	BLK	S	MIN
5	Jones III	f	8-14	0-0	3-5	7	2	19	0	3	0	0	39
41	Jones	f	7-9	2-3	0-0	6	1	16	1	1	0	0	35
11	Morgan	c	0-1	0-0	0-0	0	1	0	0	0	0	0	6
22	Walton	g	2-8	1-5	0-0	2	5	5	9	3	0	2	35
24	Dunn	g	5-10	3-5	2-2	3	2	15	0	5	0	2	36
3	Ellis		0-1	0-1	0-0	1	4	0	0	1	0	0	9
4	Acy		4-8	0-0	3-3	6	2	11	2	3	3	1	30
20	Love		0-4	0-2	0-0	2	2	0	3	0	0	0	10
TEAM			2										
TOTALS			26-55	6-16	8-10	29	19	66	15	16	3	5	200

OKLAHOMA (12-9, 4-3)												73	
NO.	NAME		FG	3FG	FT	RB	PF	TP	A	TO	BLK	S	MIN
4	Fitzgerald	f	3-7	0-0	4-5	6	5	10	1	3	0	1	32
2	Pledger	g	4-11	2-8	0-0	1	1	10	6	2	0	0	40
14	Blair	g	6-9	1-4	6-7	5	1	19	7	3	0	3	37
21	Clark	g	11-19	3-7	0-0	7	0	25	2	2	0	2	40
34	Davis	g	1-7	1-4	2-3	7	3	5	1	1	0	0	32
5	Washington		2-2	0-0	0-0	4	3	4	0	1	1	1	11
11	Newell		0-0	0-0	0-0	0	0	0	0	0	0	0	3
15	Neal		0-1	0-1	0-0	1	0	0	0	0	0	0	5
TEAM						2							
TOTALS			27-56	7-24	12-15	33	13	73	17	12	1	7	200

SCORING SUMMARY	1ST	2ND	OT	TOTAL
Baylor	39	27	—	66
Oklahoma	34	39	—	73

SHOOTING	FG%	3FG%	FT%
Baylor	47.3	37.5	80.0
Oklahoma	48.2	29.2	80.0

SPECIALTY STATS	DBR	PAINT	P-TO	2ND	FAST	BENCH
Baylor	1	28	15	10	11	11
Oklahoma	0	18	21	12	8	4

Officials: R-Paul Janssen, U1-Kelly Self, U2-Bert Smith;  
Technical Fouls: none. Attendance: 6,000.

## Game 22

Feb. 5, 2011 • College Station, Texas • Reed Arena (10,398)

NR/RV	BAYLOR	76
15-7, 5-4		
16/16	Texas A&M	74
17-5, 4-4		OT

Anthony Jones' putback with 3.1 seconds left in overtime lifted Baylor to a 76-74 win over No. 16 Texas A&M in the 202nd meeting of the "Battle of Brazos."

Perry Jones III, who led the Bears (15-7, 5-4 Big 12) with a career-high 27 points, gave them a 74-73 lead with his 3-point play with just over a minute left in overtime. Texas A&M's B.J. Holmes made one of two free throw attempts to tie it at 74.

Texas A&M got the ball back, but Khrist Middleton was called for a foul for pushing off as he drove to the basket, setting up the shot by Jones. He got the offensive rebound off a missed shot by **LaceDarius Dunn** just before the shot clock expired and hit the eventual game-winner.

A.J. Walton stole the ball from as the Aggies tried for a desperation shot.

Holmes finished with 19 points to lead Texas A&M (17-5, 4-4). Dunn scored 17 for Baylor and **Anthony Jones** and **Quincy Acy** had 10 points apiece.

The Aggies tied it 69-all on a 3-pointer by Nathan Walkup with 48 seconds remaining. A. Jones stepped out of bounds on the other end, giving Texas A&M the ball back with 19 seconds remaining. Walkup had a chance for the win, but his 3-point attempt fell short.

It was the first overtime game between these teams since a 116-110 win by Baylor in five overtimes in 2008. The victory snapped a three-game road losing streak for Baylor.

BAYLOR (15-7, 5-4)													76
NO.	NAME	FG	3FG	FT	RB	PF	TP	A	TO	BLK	S	MIN	
41	Jones	f	4-6	2-2	0-0	8	2	10	1	3	0	40	
5	Jones III	f	9-16	0-0	9-9	7	3	27	2	3	1	0 43	
11	Morgan	c	1-3	0-0	0-0	2	4	2	0	0	1	0 10	
22	Walton	g	3-5	0-0	0-2	4	4	6	2	3	0	1 39	
24	Dunn	g	6-17	5-13	0-2	4	3	17	5	7	0	1 40	
3	Ellis		1-2	0-1	0-1	1	1	2	0	0	0	0 12	
4	Acy		4-5	0-0	2-2	5	2	10	2	1	2	0 34	
20	Love		1-2	0-0	0-0	1	2	2	2	0	0	1 7	
TEAM		3											
TOTALS		29-56	7-16	11-16	35	21	76	14	17	4	3	225	

TEXAS A&M (17-5, 4-4)												74	
NO.	NAME	FG	3FG	FT	RB	PF	TP	A	TO	BLK	S	MIN	
22	Middleton	f	6-16	3-9	3-6	9	3	18	7	3	0	3	43
10	Loubeau	f	6-11	0-0	3-4	4	2	15	0	2	0	0	36
45	Walkup	f	1-3	1-3	0-0	0	2	3	0	1	0	2	18
5	Harris	g	1-3	0-1	0-0	1	1	2	1	2	0	0	16
11	Holmes	g	5-6	4-4	5-8	1	4	19	3	0	0	1	41
12	Darko		0-1	0-1	0-0	0	0	0	0	0	0	0	2
23	Hibbert		1-7	0-5	2-2	3	2	4	2	2	0	4	33
32	Roberson		3-5	0-0	5-10	8	0	11	0	1	1	0	24
35	Turner, Ray		1-4	0-0	0-0	1	2	2	0	0	0	0	12
TEAM		3											
TOTALS			29-56	7-16	11-16	35	21	76	14	17	4	3	225

SCORING SUMMARY	1ST	2ND	OT	TOTAL
Baylor	43	26	7	76
Texas A&M	40	29	5	74

SHOOTING	FG%	3FG%	FT%
Baylor	51.8	43.8	68.8
Texas A&M	42.9	34.8	60.0

SPECIALTY STATS	DBR	PAINT	P-TO	2ND	FAST	BENCH
Baylor	2	30	17	17	11	14
Texas A&M	9	18	18	12	3	17

Officials: R-John Hampton, U1-Keith Kimble, U2-Joe DeRosa;  
Technical Fouls: none. Attendance: 10,398.

## Game 23

Feb. 9, 2011 • Waco, Texas • Ferrell Center (6,058)

	Nebraska	70
15-8, 3-6		
RV/NR	BAYLOR	74
16-7, 6-4		

**LaceDarius Dunn** scored 20 of his 24 points after halftime to help Baylor beat Nebraska 74-70.

Dunn scored Baylor's first seven points after halftime, capping it with a 3-pointer that broke a 36-all tie and put the Bears (16-7, 6-4 Big 12) ahead to stay. Right after that, Baylor's **A.J. Walton** had a steal and a breakaway layup.

Nebraska (15-8, 3-6) failed to take advantage of a turnover by Dunn in the final minute. The Bears converted when Dunn made an over-the-shoulder layup for a 71-67 lead.

Dunn hit two more free throws with 16 seconds left after **Anthony Jones** blocked a long 3-point attempt by Nebraska's Toney McCray.

McCray led the Cornhuskers with 23 points and Lance Jeter had 13.

**Quincy Acy** added 15 points, seven rebounds, four steals and two blocks off the bench for Baylor.

NEBRASKA (15-8, 3-6)												70	
NO.	NAME	FG	3FG	FT	RB	PF	TP	A	TO	BLK	S	MIN	
13	Ubel	f	1-2	1-1	4-4	2	3	7	1	0	0	1	12
21	Diaz	c	3-7	0-0	1-2	1	3	7	2	3	0	1	28
3	Richardson	g	2-6	0-3	2-2	0	2	6	2	2	0	2	26
25	Walker	g	1-2	0-0	0-0	0	1	2	0	0	0	0	5
34	Jeter	g	4-7	2-3	3-4	3	4	13	6	4	0	0	36
0	McCray		8-14	3-5	4-4	7	4	23	2	5	0	2	24
1	Jones		0-5	0-3	0-0	2	1	0	0	0	0	1	21
31	Beranek		4-7	2-4	0-1	1	2	10	3	1	0	0	32
32	Almeida		0-1	0-0	2-2	5	4	2	1	0	1	1	16
TEAM					6								
TOTALS			23-51	8-19	16-19	27	24	70	17	15	1	8	200

BAYLOR (16-7, 6-4)												74		
NO.	NAME	F	G	3FG	FT	RB	PF	TP	A	TO	BLK	S	MIN	
5	Jones III	f	4	6	0-0	3-6	7	1	11	2	2	0	0	36
41	Jones	f	0-3	0-2	4-4	3	2	4	2	3	1	0	0	32
11	Morgan	c	2-2	0-0	2-2	0	3	6	0	0	2	0	0	15
22	Walton	g	2-4	1-2	3-4	3	4	8	2	1	0	4	0	29
24	Dunn	g	5-13	2-7	12-13	4	1	24	4	6	0	0	0	36
3	Ellis		1-2	0-0	2-2	3	1	4	1	0	0	0	0	12
4	Acy		5-7	0-0	5-13	7	3	15	1	0	2	4	0	29
20	Love		1-3	0-0	0-0	1	0	2	0	1	0	0	0	11
TEAM		1												
TOTALS		20-40		3-11	31-44	29	15	74	12	13	5	8	0	200

SCORING SUMMARY	1ST	2ND	OT	TOTAL
Nebraska	30	40	—	70
Baylor	32	42	—	74

SHOOTING	FG%	3FG%	FT%
Nebraska	45.1	42.1	84.2
Baylor	50.0	27.3	70.5

SPECIALTY STATS	DBR	PAINT	P-TO	2ND	FAST	BENCH
Nebraska	2	12	14	9	8	35
Baylor	6	30	14	10	4	21

Officials: R-Doug Shows, U1-Les Jones, U2-Don Daily;  
Technical Fouls: none. Attendance: 6,058.

## Game 24

Feb. 12, 2011 • Austin, Texas • Frank Erwin Center (16,734)

RV/NR	BAYLOR	60
16-8, 6-5		
3/3	Texas	69
22-3, 10-0		

Freshman Tristan Thompson had 17 points and 13 rebounds and No. 3 Texas held off a furious rally by **LaceDarius Dunn** and Baylor to remain undefeated in the Big 12 with a 69-60 victory.

Dunn scored 22 points in the second half as the Bears cut an 18-point deficit to three in the final two minutes. Texas led 65-60 when Dunn's 3-pointer rattled in and out with about 25 seconds left. Texas' Gary Johnson made two free throws to put the game away.

Texas (22-3, 10-0) could have settled the game much earlier, but went 22-of-37 from the free throw line.

Texas was in complete control after a blistering first half, then looked helpless to stop Dunn in the second as he seemed to score at will.

Baylor (16-8, 6-5) has more size than Texas has seen this season with three starters at least 6-foot-10, and the Bears tried to use that bulk to match Texas' physical style of play. The game featured several early dunks as Thompson and Baylor's **Perry Jones III**, two of the top freshmen in the Big 12, were locked in a battle under the basket. Jones III finished with 13 points and six rebounds.

BAYLOR (16-8, 6-5)												60
NO.	NAME	FG	3FG	FT	RB	PF	TP	A	TO	BLK	S	MIN
5	Jones III	f 6-13	0-0	1-2	6	1	13	1	2	1	0	34
41	Jones	f 2-5	1-3	0-0	5	1	5	0	0	0	2	32
11	Morgan	c 1-2	0-0	0-0	2	3	2	0	0	2	1	8
22	Walton	g 1-5	0-2	1-2	2	4	3	5	3	0	3	32
24	Dunn	g 11-26	2-8	2-3	4	3	26	0	4	0	1	38
3	Ellis	2-5	0-0	1-1	5	5	5	1	1	0	0	19
4	Acy	3-8	0-1	0-0	10	5	6	0	1	1	0	28
20	Love	0-1	0-0	0-0	0	2	0	0	2	0	0	9
TEAM					3							
TOTALS		26-65	3-14	5-8	37	24	60	7	13	4	7	200

TEXAS (22-3, 10-0)												69	
NO.	NAME		FG	3FG	FT	RB	PF	TP	A	TO	BLK	S	MIN
1	Johnson	f	4-8	0-0	5-8	7	3	13	2	3	1	0	35
13	Thompson	f	5-9	0-0	7-14	13	1	17	0	2	3	2	36
3	Hamilton	g	7-14	1-5	2-3	7	3	17	0	3	1	0	38
4	Balbay	g	0-3	0-0	0-1	4	4	0	2	0	1	1	23
5	Joseph	g	3-8	1-2	4-4	2	1	11	2	1	1	0	35
14	Brown		3-10	1-3	4-7	3	1	11	1	2	0	3	24
20	Wangmene		0-0	0-0	0-0	2	2	0	0	2	1	0	8
21	Hill		0-0	0-0	0-0	0	0	0	0	0	0	0	1
TEAM			5										
TOTALS			22-52	3-10	22-37	43	15	69	7	13	8	6	200

Scoring Summary	1st	2nd	OT	Total
Baylor	22	38	—	60
Texas	38	31	—	69

Shooting	FG%	3FG%	FT%
Baylor	40.0	21.4	62.5
Texas	42.3	30.0	59.5

Specialty Stats	DBR	Paint	P-TO	2nd	fast	Bench
Baylor	2	42	2	9	4	11
Texas	5	26	20	16	6	11

Officials: R-Tom Eades, U1-Dan Daily, U2-Randy Heimerman;  
Technical Fouls: Baylor-TEAM, Texas-Thompson. Attendance: 16,734.

## Game 25

Feb. 15, 2011 • Waco, Texas • Ferrell Center (5,037)

Wayland Baptist

8-17

50

RV/RV BAYLOR

17-8

64

LaceDarius Dunn became Baylor's career scoring leader with 17 points in a 64-50 victory over Wayland Baptist. Dunn has 2,196 points, surpassing Terry Teagle's 2,189 points scored for the Bears from 1979-82.

The game was considered an exhibition for Wayland Baptist, an NAIA team from Texas, so the loss didn't count against its record.

Wayland led 6-5 after Johnny Terra's 3-pointer 3 1/2 minutes into the game. Dunn then missed a 3-pointer, but J'mison Morgan grabbed the rebound for a putback basket and the Bears led for good. It was 38-24 at halftime after A.J. Walton's fastbreak layup.

Baylor led by as many as 18 points in the second half and put the game out of reach on Dunn's record-setting layup with 6:31 remaining in the game. Dunn transition layup broke the tie with Teagle, giving the Monroe, La., the Baylor career record all to himself.

## WAYLAND BAPTIST (8-17) 50

NO.	NAME		FG	3FG	FT	RB	PF	TP	A	TO	BLK	S	MIN
25	Watkins	f	1-3	0-0	4-5	5	5	6	0	2	0	1	37
55	Silva	f	2-4	0-0	0-1	4	3	4	0	2	0	0	26
0	Leashore	g	2-11	0-1	0-0	2	2	4	6	7	0	2	38
3	Williams	g	2-7	1-3	0-0	1	3	5	2	5	0	1	26
32	Terra	g	3-5	3-3	2-2	3	1	11	1	3	0	3	28
4	Teague		3-6	1-3	1-1	3	2	8	0	0	0	3	21
10	Stuckey		0-1	0-0	0-0	0	0	0	0	0	0	0	2
11	Harbour		5-8	0-0	2-2	1	4	12	0	1	0	1	22
TEAM			4										
TOTALS			18-45	5-10	9-11	23	20	50	9	20	0	11	200

## BAYLOR (17-8) 64

NO.	NAME	FG	3FG	FT	RB	PF	TP	A	TO	BLK	S	MIN	
5	Jones III	f	5-6	0-0	4-10	7	1	14	3	2	1	1	35
41	Jones	f	3-5	0-1	1-1	6	1	7	1	3	0	0	33
11	Morgan	c	2-3	0-0	0-0	2	1	4	0	0	1	1	11
22	Walton	g	3-5	0-1	2-2	2	2	8	5	2	1	2	33
24	Dunn	g	6-17	3-13	2-2	0	2	17	1	1	0	5	35
3	Ellis		0-1	0-0	3-4	3	2	3	2	2	0	0	14
4	Acy		3-5	0-0	4-6	8	1	10	2	3	0	1	25
14	Sekelja		0-0	0-0	0-0	0	2	0	0	1	0	0	2
15	Norwood		0-0	0-0	1-2	0	0	1	0	0	0	0	2
20	Love		0-0	0-0	0-0	0	2	0	1	2	0	0	8
23	Neubert		0-0	0-0	0-0	1	0	0	0	0	0	0	2
TEAM		1											
TOTALS		22-42	3-15	17-27	30	14	64	15	16	3	10	200	

SCORING SUMMARY	1ST	2ND	OT	TOTAL
Wayland Baptist	24	26	—	50
Baylor	38	26	—	64

SHOOTING	FG%	3FG%	FT%
Wayland Baptist	40.0	50.0	81.8
Baylor	52.4	20.0	63.0

SPECIALTY STATS	DBR	PAINT	P-TO	2ND	FAST	BENCH
Wayland Baptist	0	18	19	8	2	20
Baylor	6	38	21	13	14	14

Officials: R-Doug Simrons, U1-Keith Kimble, U2-Toby Martinez;  
Technical Fouls: WBU-none. Baylor-Dunn. Attendance: 5,037.

## Game 26

Feb. 19, 2011 • Waco, Texas • Ferrell Center (8,692)

Texas Tech

12-15, 4-8

78

RV/RV BAYLOR

17-9, 6-6

69

Brad Reese scored 12 of his 17 points after halftime and short-handed Texas Tech snapped Baylor's eight-game February home winning streak with a 78-69 victory over the Bears.

John Roberson added 16 points for the Red Raiders (12-15, 4-8 Big 12), while David Tairu had 12. Robert Lewandowski had 12 points and 11 rebounds in 25 minutes.

Mike Singletary, Tech's top rebounder and No. 2 scorer, was out with a calf injury. Then two of the Red Raiders' post players fouled out — Jaye Crockett with 15 minutes left and D'walyn Roberts with 10 minutes.

The Bears (17-9, 5-7) still trailed the final 26 minutes of the game. Baylor was within 64-62 and with the ball after a turnover by Reese with 3:51 left. But the Bears made three consecutive turnovers by three different players.

LaceDarius Dunn led Baylor with 21 points and extended his streak to a school-record 40 consecutive games with a 3-point field goal.

## TEXAS TECH (12-15, 4-8) 78

NO.	NAME	FG	3FG	FT	RB	PF	TP	A	TO	BLK	S	MIN	
1	Reese	f	6-12	1-4	4-4	3	1	17	2	2	1	2	38
5	Roberts	f	4-6	0-0	0-0	2	5	8	2	0	0	1	21
15	Lewandowski	f	6-11	0-0	0-0	11	3	12	1	0	0	0	25
21	Roberson	g	4-8	2-5	6-8	3	1	16	4	7	0	0	40
25	Tairu	g	5-10	2-6	0-1	2	2	12	0	1	0	3	37
3	Willis	g	2-4	1-2	4-4	0	0	9	2	0	0	1	13
30	Crockett	g	0-1	0-0	2-2	0	5	2	1	0	0	1	9
31	Cooper	g	1-3	0-0	0-0	4	3	2	1	1	0	0	17
TEAM		6											
TOTALS		28-55	6-17	16-19	31	20	78	13	11	1	8	200	

## BAYLOR (17-9, 6-6) 69

NO.	NAME	FG	3FG	FT	RB	PF	TP	A	TO	BLK	S	MIN	
5	Jones III	f	2-4	0-0	6-8	7	2	10	1	5	1	1	38
41	Jones	f	3-8	2-7	3-4	6	2	11	0	1	1	0	33
11	Morgan	c	3-3	0-0	3-3	6	0	9	0	0	2	1	16
22	Walton	g	2-8	1-3	3-4	1	4	8	4	4	0	4	36
24	Dunn	g	8-16	1-6	4-5	3	2	21	3	4	0	0	36
3	Ellis		1-2	0-1	0-0	1	1	2	1	0	0	0	11
4	Acy		4-7	0-0	0-2	5	3	8	1	2	0	1	25
20	Love		0-1	0-1	0-0	1	2	0	0	0	0	0	5
TEAM					0								
TOTALS		23-49		4-18	19-26	30	16	69	10	16	4	7	200

SCORING SUMMARY	1ST	2ND	OT	TOTAL
Texas Tech	32	46	—	78
Baylor	27	42	—	69

SHOOTING	FG%	3FG%	FT%
Texas Tech	50.9	35.3	84.2
Baylor	46.9	22.2	73.1

SPECIALTY STATS	DBR	PAINT	P-TO	2ND	FAST	BENCH
Texas Tech	0	32	11	8	2	13
Baylor	2	34	12	15	6	10

Officials: R-Steve Olson, U1-Kipp Kissingner, U2-Andrew Walton;  
Technical Fouls: None. Attendance: 8,692.

## Game 27

Feb. 23, 2011 • Columbia, Mo. • Mizzou Arena (14,297)

BAYLOR

17-10, 6-7

59

20/21 Missouri

22-6, 8-5

77

Laurence Bowers scored a game-high 20 points, while Ricard Ratliffe chipped in 11 points and 13 rebounds as No. 20 Missouri (22-6, 8-5) used several runs to stave off Baylor (17-10, 6-7), 77-59. Baylor has lost 10 straight trips to Columbia and hasn't won at Mizzou since 1948.

LaceDarius Dunn was scoreless in the first half for Baylor and finished with 12 points on 4-for-14 shooting with six turnovers. Perry Jones III had 10 points and 10 rebounds, rallying late after a 2-for-10 shooting start.

Missouri led by 16 points late in the first half before Stargell Love made a desperation 3-pointer from just across the midcourt line at the buzzer to make it 33-20. Baylor twice cut the deficit to eight early in the second half before fading, and committed 21 turnovers.

Missouri had a 36-34 rebounding edge against a school that goes 6-11, 6-11 and 6-10 on its front line. Baylor has lost three of four and has been outrebounded in all three losses.

Dunn made it to double figures for the 31st straight game but was 4-of-14 and endured his first scoreless half since Dec. 15, 2009 against Jackson State.

Missouri has beaten Baylor 10 straight times at home, with the Bears' last victory in 1948.

Quincy Acy had 13 points and nine rebounds and Morgan had 10 points for Baylor, which topped its season scoring low by only two points.

## BAYLOR (17-10, 6-7) 59

NO. NAME		FG	3FG	FT	RB	PF	TP	A	TO	BLK	S	MIN	
5	Jones III	f	5-13	0-0	0-0	10	3	10	0	4	0	0	35
11	Morgan	f	5-6	0-0	0-0	4	2	10	0	1	2	1	20
41	Jones	f	2-3	0-0	0-0	4	2	4	0	3	0	1	18
22	Walton	g	0-4	0-0	0-0	1	1	0	3	3	0	0	35
24	Dunn	g	4-14	2-8	2-2	0	1	12	0	6	0	0	36
3	Ellis		0-0	0-0	0-0	2	0	0	0	1	0	0	6
4	Acy		5-11	0-0	3-5	9	2	13	1	2	2	2	26
20	Love		4-8	2-2	0-0	2	0	10	2	1	0	1	24
TEAM		2											
TOTALS		25-59	4-10	5-7	34	11	59	6	21	4	5	200	

## MISSOURI (22-6, 8-5) 77

NO.	NAME		FG	3FG	FT	RB	PF	TP	A	TO	BLK	S	MIN
10	Ratliffe	f	5-7	1-1	0-2	13	2	11	0	3	2	0	29
21	Bowers	f	8-13	0-0	4-4	9	2	20	0	2	2	6	25
1	Pressey, P.	g	0-7	0-5	0-0	2	2	0	6	3	0	1	19
12	Denmon	g	5-12	2-5	1-3	1	0	13	3	2	0	1	32
24	English	g	6-9	4-6	0-0	1	0	16	2	1	0	1	26
2	Kreklow		0-0	0-0	0-0	0	0	0	0	0	0	1	8
3	Pressey, M.		0-2	0-1	0-0	1	1	0	0	1	1	0	14
11	Dixon		2-6	0-3	4-4	3	1	8	3	2	0	3	20
23	Safford		3-5	1-2	2-2	3	2	9	1	1	0	0	19
25	Sutton		0-0	0-0	0-0	0	0	0	0	0	0	0	1
32	Moore		0-1	0-0	0-0	1	2	0	0	0	1	1	7
TEAM			2										
TOTALS			29-62	8-23	11-15	36	12	77	15	15	6	14	200

SCORING SUMMARY	1ST	2ND	OT	TOTAL
Baylor	20	39	—	59
Missouri	33	44	—	77

SHOOTING	FG%	3FG%	FT%
Baylor	42.4	40.0	71.4
Missouri	46.8	34.8	73.3

SPECIALTY STATS	DBR	PAINT	P-TO	2ND	FAST	BENCH
Baylor	1	24	13	19	4	23
Missouri	2	32	22	14	10	17

Officials: RR-John Higgins, U1-J.B. Caldwell, U2-Bert Smith;  
Technical Fouls: None. Attendance: 14,297.

## Game 28

Feb. 26, 2011 • Waco, Texas • Ferrell Center (9,338)

21/17	<b>Texas A&amp;M</b>	<b>51</b>
22-6, 9-5		

<b>BAYLOR</b>	<b>59</b>
18-10, 7-7	

LaceDarius Dunn got off to a slow start, missing shot after shot and committing a series of ill-timed fouls. Then he got going in the second half, and the Bears did, too.

Dunn finished with 16 points, **Perry Jones III** also scored 16 and Baylor beat Texas A&M (No. 17 ESPN/USA Today, No. 21 AP) 58-51, giving the Bears a sweep of the season series.

**Quincy Acy** added 10 points for the Bears (18-10, 7-7 Big 12), who took a 76-74 overtime win in College Station on Feb. 5, the last loss before Texas A&M went on a five-game win streak.

Baylor led 41-32 with 10:29 left before Texas A&M went on a 7-0 run. Dunn then took over, hitting two 3-pointers, a pair of free throws after an intentional foul by David Loubeau, and two more foul shots for a 53-43 lead.

Two free throws by Acy with 1:58 left made it 55-43, the largest lead of the game.

Khris Middleton had 12 points and 10 rebounds for the Aggies (22-6, 9-5). Loubeau scored 14.

TEXAS A&M (22-6, 9-5)													51
NO.	NAME	FG	3FG	FT	RB	PF	TP	A	TO	BLK	S	MIN	
10	Loubeau	f	6-8	0-0	2-2	4	4	14	0	1	0	1	22
22	Middleton	f	4-16	2-7	2-2	9	1	12	2	3	0	1	34
35	Turner	f	2-6	0-0	2-4	4	1	6	0	1	0	0	21
5	Harris	g	0-3	0-2	0-0	1	1	0	1	2	0	0	19
11	Holmes	g	2-7	0-3	1-3	6	3	5	0	3	0	2	34
2	Lewis	0-1	0-1	0-0	0	0	0	0	0	0	0	0	+
4	Davis	0-1	0-0	0-0	1	0	0	0	0	0	0	0	5
12	Darko	1-3	1-3	0-0	0	1	3	0	0	0	0	1	8
23	Hibbert	3-7	2-5	0-0	1	5	8	1	1	1	1	1	26
32	Roberson	0-0	0-0	0-2	0	1	0	0	0	0	0	1	14
45	Walkup	1-3	0-2	1-2	3	4	3	2	2	0	0	1	17
TEAM		5											
TOTALS		19-55	5-23	8-15	34	21	51	6	13	1	8	200	

BAYLOR (18-10, 7-7)													59
NO.	NAME	FG	3FG	FT	RB	PF	TP	A	TO	BLK	S	MIN	
5	Jones III	f	7-13	0-0	2-2	7	2	16	1	2	2	0	35
41	Jones	f	3-3	2-2	0-0	4	1	8	1	1	0	0	36
11	Morgan	c	0-1	0-0	1-3	4	3	1	0	0	3	1	12
22	Walton	g	2-6	0-1	3-5	6	1	7	4	3	0	3	35
24	Dunn	g	5-16	2-10	4-6	3	3	16	1	5	0	0	35
3	Ellis	0-0	0-0	0-0	2	2	0	0	0	0	0	0	9
4	Acy	2-7	0-0	6-8	7	3	10	1	2	3	1	32	
20	Love	0-1	0-1	0-0	1	0	0	0	1	0	0	0	6
TEAM		4											
TOTALS		19-47	4-14	16-24	38	15	58	8	14	8	5	200	

SCORING SUMMARY	1ST	2ND	OT	TOTAL
Texas A&M	28	23	—	51
Baylor	32	26	—	59

SHOOTING	FG%	3FG%	FT%
Texas A&M	34.5	21.7	53.3
Baylor	40.04	28.6	66.7

SPECIALTY STATS	DBR	PAINT	P-TO	2ND	FAST	BENCH
Texas A&M	4	22	10	4	6	14
Baylor	3	20	9	11	2	10

Officials: R-Gerry Pollard, U1-Randy Heimerman, U2-Brent Meaux;  
Technical Fouls: none. Attendance: 9,338.

## Game 29

March 1, 2011 • Stillwater, Okla. • Gallagher-Iba Arena (10,076)

<b>BAYLOR</b>	<b>60</b>
18-11, 7-8	

<b>Oklahoma State</b>	<b>71</b>
18-11, 6-9	

Marshall Moses had 15 points and 10 rebounds, Markel Brown added 10 points and a career-high five blocks and Oklahoma State dented Baylor's NCAA tournament hopes by beating the Bears 71-60.

The Cowboys (18-11, 6-9 Big 12) charged ahead in the second half, then held off a late run by Baylor.

**Quincy Acy** led the Bears (18-11, 7-8) with 13 points and nine rebounds. Big 12 scoring leader **LaceDarius Dunn** was held to a season-low seven points on 2-for-16 shooting and missed out on a chance to claim the conference's career-scoring record.

Brown blocked three of Dunn's shots in the second half, including one that would have put the Bears ahead in the final eight minutes.

Baylor cut a nine-point deficit down to 49-48 following back-to-back 3-pointers by **Anthony Jones** before Brown swatted Dunn's potential go-ahead shot.

Jean-Paul Olukemi hit two free throws at the other end for Oklahoma State, and the Cowboys reeled off nine straight points soon after to push their advantage to 63-52 after two more Olukemi foul shots with 3:04 remaining.

Dunn needed only 12 points to pass the Big 12 career scoring record held by Texas Tech's Andre Emmett. His streak of 32 straight games with at least 10 points was snapped. **A.J. Walton** scored 12 points and **Perry Jones III** added 10 for Baylor.

Keiton Page and Olukemi had 13 points apiece, and Pilgrim also scored 10 for the Cowboys.

BAYLOR (18-11, 7-8)													60
NO.	NAME	FG	3FG	FT	RB	PF	TP	A	TO	BLK	S	MIN	
5	Jones III	f	2-8	1-2	5-6	6	4	10	1	3	1	0	34
11	Morgan	f	1-1	0-0	0-0	2	4	2	0	1	0	2	12
41	Jones	f	3-6	2-3	1-2	5	4	9	0	1	2	0	27
22	Walton	g	3-10	2-5	4-6	3	3	12	4	1	0	5	32
24	Dunn	g	2-16	1-9	2-2	1	3	7	0	4	1	0	35
3	Ellis	1-2	1-1	0-0	2	1	3	2	1	0	0	0	16
4	Acy	5-5	0-0	3-4	9	4	13	2	4	1	0	34	
20	Love	2-6	0-0	0-0	1	0	4	0	1	0	0	10	
TEAM		2											
TOTALS		19-54	7-20	15-20	31	23	60	9	16	5	7	200	

OKLAHOMA STATE (18-11, 6-9)													71
NO.	NAME	FG	3FG	FT	RB	PF	TP	A	TO	BLK	S	MIN	
31	Pilgrim	f	3-6	0-0	4-6	6	3	10	0	2	0	3	35
33	Moses	f	4-11	0-0	8-10	10	3	16	2	4	2	1	29
5	Dowell	g	1-2	0-0	0-0	2	0	2	0	2	0	0	13
12	Page	g	4-9	3-7	2-2	2	4	13	4	1	0	0	37
15	Sidoraki	g	1-5	1-5	0-0	2	0	3	1	0	0	1	14
0	Olukemi	4-8	1-1	4-4	2	1	13	2	1	0	0	26	
1	Shaw	1-2	0-0	0-0	2	2	2	0	0	0	0	0	8
22	Brown	3-3	1-1	3-7	6	1	10	4	4	5	1	29	
32	Franklin	1-1	0-0	0-0	0	0	2	0	0	0	0	9	
42	Adoki	0-0	0-0	0-0	0	0	0	0	0	0	0	0	+
TEAM		1											
TOTALS		22-47	6-14	21-29	33	14	71	13	14	7	6	200	

SCORING SUMMARY	1ST	2ND	OT	TOTAL
Baylor	30	30	—	60
Oklahoma State	27	44	—	71

SHOOTING	FG%	3FG%	FT%
Baylor	35.2	35.0	75.0
Oklahoma State	46.8	42.9	72.4

SPECIALTY STATS	DBR	PAINT	P-TO	2ND	FAST	BENCH
Baylor	3	18	6	15	2	20
Oklahoma State	6	28	15	13	4	27

Officials: R-Kelly Self, U1-Randy McCall, U2-Joe DeRosa;  
Technical Fouls: none. Attendance: 10,076.

## Game 30

March 5, 2011 • Waco, Texas • Ferrell Center (10,627)

7/8	<b>Texas</b>	<b>60</b>
25-6, 13-3		

<b>BAYLOR</b>	<b>54</b>
18-12, 7-9	

**LaceDarius Dunn** became the Big 12's career scoring leader in his last regular-season home game for Baylor, but the Bears were unable to stop the dominating inside performance by Texas freshman Tristan Thompson.

Thompson had 19 points and 13 rebounds, nine of them on the offensive end and several leading to spectacular putback dunks, and the seventh-ranked Longhorns pulled out a 60-54 victory, spoiling Dunn's "Senior Night" in front of ESPN's *College GameDay Driven by State Farm*.

The Longhorns (25-6, 13-3) had a 44-29 rebounding advantage — with more offensive (23) than defensive rebounds. They scored 31 second-chance points.

Dunn slumped in his chair with a sullen look after the game in which he scored 22 points and broke Andre Emmett's Big 12 scoring record.

The Longhorns were down by nine in the second half after Dunn scored 12 points in a 22-6 run over a 7-minute stretch that spanned the closing 3 1/2 minutes of the first half and the start of the second half, putting the Bears up 34-25.

Thompson then had one of his putback dunks and an inside basket to start the Longhorns' comeback, and they finally got even at 38-all when Gary Johnson hit two free throws with 10:47 left.

Johnson had 15 points and Jordan Hamilton 14 for the Longhorns, who matched a school record with their 13th Big 12 victory. They started 11-0 in league play before losing three of four heading into the regular-season finale.

TEXAS (25-6, 13-3)													60
NO.	NAME	FG	3FG	FT	RB	PF	TP	A	TO	BLK	S	MIN	
1	Johnson	f	5-14	0-1	5-6	8	2	15	1	2	0	0	30
3	Hamilton	f	6-17	2-7	0-0	9	2	14	2	0	0	2	36
13	Thompson	f	7-10	0-0	5-9	13	1	19	0	1	3	0	35
4	Balbay	g	0-0	0-0	0-0	0	2	0	0	0	0	0	9
5	Joseph	g	3-11	0-4	0-1	3	1	6	2	2	0	0	32
10	Lucas	0-2	0-1	0-0	0	1	0	0	0	0	0	1	10
14	Brown	0-5	0-2	2-3	1	2	2	0	0	0	0	0	16
20	Wangmene	0-0	0-0	4-4	5	3	4	0	0	0	0	11	
21	Hill	0-0	0-0	0-4	3	2	0	2	2	0	0	21	
TEAM		2											
TOTALS		21-59	2-15	16-27	44	16	60	7	7	3	3	200	

BAYLOR (18-12, 7-9)													54
NO.	NAME	FG	3FG	FT	RB	PF	TP	A	TO	BLK	S	MIN	
5	Jones III	f	2-6	0-0	5-6	11	3	9	2	5	2	0	34
41	Jones	f	3-7	1-2	0-0	2	1	7	1	0	0	0	32
11	Morgan	c	1-2	0-0	2-2	6	4	4	0	0	1	0	26
22	Walton	g	2-5	0-1	0-0	1	4	4	3	1	0	2	29
24	Dunn	g	8-19	3-11	3-4	3	3	22	2	3	0	0	38
3	Ellis	1-3	0-1	0-0	1	0	2	0	1	0	1	11	
4	Acy	3-5	0-0	0-1	1	5	6	0	1	1	1	0	19
20	Love	0-0	0-0	0-0	1	2	0	1	2	0	0	11	
TEAM		3											
TOTALS		20-47	4-15	10-13	29	22	54	9	13	4	3	200	

**2010-11 BAYLOR MEN'S BASKETBALL**  
**Baylor Combined Team Statistics (as of Mar 05, 2011)**  
**All games**

<b>RECORD:</b>	<b>OVERALL</b>	<b>HOME</b>	<b>AWAY</b>	<b>NEUTRAL</b>
ALL GAMES	18-12	15-3	2-6	1-3
CONFERENCE	7-9	5-3	2-6	0-0
NON-CONFERENCE	11-3	10-0	0-0	1-3

##	Player	gp-gs	min	avg	Total	3-Point	F-Throw	Rebounds				pf	dq	a	to	blk	stl	pts	avg
					fg-fga	fg%	3fg-fga	3fg%	ft-fa	ft%	off	def	tot	avg					
24	Dunn, LaceyDarius	27-27	951	35.2	166-411	.404	88-242	.364	115-139	.827	21	80	101	3.7	64	1	57	98	19.8
05	Jones III, Perry	30-30	1017	33.9	162-295	.549	2-10	.200	91-137	.664	79	136	215	7.2	71	0	36	69	13.9
04	Acy, Quincy	30-17	923	30.8	131-247	.530	0-2	.000	102-148	.689	82	140	222	7.4	76	3	26	63	12.1
41	Jones, Anthony	30-30	884	29.5	85-164	.518	27-68	.397	52-64	.813	39	119	158	5.3	39	0	28	46	8.3
22	Walton, A.J.	29-29	954	32.9	74-182	.407	28-71	.394	53-84	.631	17	75	92	3.2	88	3	140	99	7.9
03	Ellis, Fred	30-3	469	15.6	36-88	.409	8-29	.276	25-32	.781	22	47	69	2.3	48	1	23	31	3.5
11	Morgan, J'mison	30-13	378	12.6	36-68	.529	0-0	.000	18-44	.409	30	43	73	2.4	62	0	5	20	3.0
12	Dennis, Nolan	15-0	125	8.3	12-29	.414	3-13	.231	9-18	.500	4	6	10	0.7	19	0	4	10	2.4
20	Love, Stargell	23-1	277	12.0	21-57	.368	4-19	.211	4-6	.667	4	30	34	1.5	28	0	34	34	2.2
15	Norwood, Levi	1-0	2	2.0	0-0	.000	0-0	.000	1-2	.500	0	0	0	0.0	0	0	0	0	1.0
14	Sekelja, Dragan	7-0	32	4.6	3-13	.231	0-0	.000	1-2	.500	4	3	7	1.0	4	0	0	6	1.0
23	Neubert, Jacob	6-0	13	2.2	2-6	.333	0-1	.000	0-0	.000	2	2	4	0.7	0	0	0	1	0.7
Team											43	31	74				1		
Total.....		30	6025		728-1560	.467	160-455	.352	471-676	.697	347	712	1059	35.3	499	8	353	478	69.6
Opponents.....		30	6025		672-1620	.415	186-546	.341	370-547	.676	325	598	923	30.8	583	14	358	445	63.3

<b>TEAM STATISTICS</b>	<b>BU</b>	<b>OPP</b>
SCORING	2087	1900
Points per game	69.6	63.3
Scoring margin	+6.2	-
FIELD GOALS-ATT	728-1560	672-1620
Field goal pct	.467	.415
3 POINT FG-ATT	160-455	186-546
3-point FG pct	.352	.341
3-pt FG made per game	5.3	6.2
FREE THROWS-ATT	471-676	370-547
Free throw pct	.697	.676
F-Throws made per game	15.7	12.3
REBOUNDS	1059	923
Rebounds per game	35.3	30.8
Rebounding margin	+4.5	-
ASSISTS	353	358
Assists per game	11.8	11.9
TURNOVERS	478	445
Turnovers per game	15.9	14.8
Turnover margin	-1.1	-
Assist/turnover ratio	0.7	0.8
STEALS	212	246
Steals per game	7.1	8.2
BLOCKS	128	74
Blocks per game	4.3	2.5
ATTENDANCE	125899	122638
Home games-Avg/Game	18-6994	8-11328
Neutral site-Avg/Game	-	4-8004

<b>Date</b>	<b>Opponent</b>	<b>Score</b>	<b>Att.</b>
11/12/10	GRAMBLING STATE	w 87-52	7242
11/16/10	LA SALLE	w 74-64	5105
11/18/10	JACKSON STATE	w 63-49	5951
11/22/10	LIPSCOMB	w 72-60	6453
11/29/10	PRAIRIE VIEW A&M	w 90-45	5638
12/02/10	ARIZONA STATE	w 68-54	7083
12/15/10	BETHUNE-COOKMAN	w 83-39	5653
12/18/10	vs Gonzaga	L 64-68	11077
12/22/10	vs San Diego	w 83-50	7391
12/23/10	vs Washington State	L 71-77	7179
12/25/10	vs Florida State	L 61-68	6367
01/02/11	TEXAS SOUTHERN	w 68-60	5437
01/04/11	MORGAN STATE	w 89-72	5277
* 01/08/11	at Texas Tech	w 71-59	8857
* 01/11/11	OKLAHOMA	w 74-61	7572
* 01/15/11	at Iowa State	L 57-72	11734
* 01/17/11	KANSAS	L 65-85	10596
* 01/22/11	OKLAHOMA STATE	w 76-57	8045
* 01/24/11	at Kansas State	L 61-69	12528
* 01/29/11	COLORADO	w 70-66	6095
* 02/02/11	at Oklahoma	L 66-73	6000
* 02/05/11	at Texas A&M	wot 76-74	10398
* 02/09/11	NEBRASKA	w 74-70	6058
* 02/12/11	at Texas	L 60-69	16734
02/15/11	WAYLAND BAPTIST	w 64-50	5037
* 02/19/11	TEXAS TECH	L 69-78	8692
* 02/23/11	at Missouri	L 59-77	14297
* 02/26/11	TEXAS A&M	w 58-51	9338
* 03/01/11	at Oklahoma State	L 60-71	10076
* 03/05/11	TEXAS	L 54-60	10627

\* = Conference game  
1 = ESPN College Hoops Tip-Off Marathon  
2 = Big 12/Pac-10 Hardwood Series  
3 = The Showcase (American Airlines Center; Dallas, Texas)  
4 = Hawaiian Airlines Diamond Head Classic (Honolulu, Hawaii)  
5 = Phillips 66 Big 12 Championship (Kansas City, Mo.)

<b>Score by Periods</b>	<b>1st</b>	<b>2nd</b>	<b>OT</b>	<b>Totals</b>
Baylor	975	1105	7	2087
Opponents	902	993	5	1900

**2010-11 BAYLOR MEN'S BASKETBALL**  
**Baylor Combined Team Statistics (as of Mar 05, 2011)**  
**Conference games**

<b>RECORD:</b>	<b>OVERALL</b>	<b>HOME</b>	<b>AWAY</b>	<b>NEUTRAL</b>
ALL GAMES	7-9	5-3	2-6	0-0
CONFERENCE	7-9	5-3	2-6	0-0
NON-CONFERENCE	0-0	0-0	0-0	0-0

#	Player	gp-gs	min	avg	Total		3-Point		F-Throw		Rebounds				pf	dq	a	to	blk	stl	pts	avg		
					fg-fga	fg%	3fg-fga	3fg%	ft-fa	ft%	off	def	tot	avg										
24	Dunn, LaceDarius	16-16	586	36.6	93-245	.380	43-129	.333	55-66	.833	15	39	54	3.4	38	1	32	67	1	12	284	17.8		
05	Jones III, Perry	16-16	585	36.6	90-161	.559	1-2	.500	68-90	.756	43	67	110	6.9	38	0	15	43	13	6	249	15.6		
04	Acy, Quincy	16-4	484	30.3	62-118	.525	0-1	.000	43-68	.632	38	71	109	6.8	48	3	16	35	26	16	167	10.4		
41	Jones, Anthony	16-16	490	30.6	50-87	.575	21-39	.538	19-26	.731	18	58	76	4.8	26	0	12	26	6	6	140	8.8		
22	Walton, A.J.	16-16	522	32.6	34-94	.362	14-37	.378	26-44	.591	8	38	46	2.9	52	2	68	53	0	39	108	6.8		
11	Morgan, J'mison	16-12	191	11.9	15-27	.556	0-0	.000	10-17	.588	11	22	33	2.1	35	0	1	6	18	9	40	2.5		
20	Love, Stargell	16-0	173	10.8	16-45	.356	4-15	.267	2-4	.500	3	17	20	1.3	17	0	17	18	0	5	38	2.4		
03	Ellis, Fred	16-0	192	12.0	10-29	.345	1-7	.143	3-4	.750	5	18	23	1.4	22	1	10	9	2	3	24	1.5		
12	Dennis, Nolan	2-0	1	0.5	0-0	.000	0-0	.000	0-0	.000	0	0	0	0.0	2	0	0	1	0	0	0	0.0		
14	Sekelja, Dragan	1-0	1	1.0	0-0	.000	0-0	.000	0-0	.000	0	0	0	0.0	0	0	0	0	0	0	0	0.0		
Team											25	14	39											
Total.....		16	3225		370-806	.459	84-230	.365	226-319	.708	166	344	510	31.9	278	7	171	258	66	96	1050	65.6		
Opponents.....		16	3225		380-877	.433	104-308	.338	228-322	.708	196	318	514	32.1	287	9	200	203	48	132	1092	68.2		

<b>TEAM STATISTICS</b>	<b>BU</b>	<b>OPP</b>	<b>Date</b>	<b>Opponent</b>	<b>Score</b>	<b>Att.</b>
SCORING	1050	1092	*	01/08/11	at Texas Tech	w 71-59 8857
Points per game	65.6	68.2	*	01/11/11	OKLAHOMA	w 74-61 7572
Scoring margin	-2.6	-	*	01/15/11	at Iowa State	L 57-72 11734
FIELD GOALS-ATT	370-806	380-877	*	01/17/11	KANSAS	L 65-85 10596
Field goal pct	.459	.433	*	01/22/11	OKLAHOMA STATE	w 76-57 8045
3 POINT FG-ATT	84-230	104-308	*	01/24/11	at Kansas State	L 61-69 12528
3-point FG pct	.365	.338	*	01/29/11	COLORADO	w 70-66 6095
3-pt FG made per game	5.3	6.5	*	02/02/11	at Oklahoma	L 66-73 6000
FREE THROWS-ATT	226-319	228-322	*	02/05/11	at Texas A&M	Wot 76-74 10398
Free throw pct	.708	.708	*	02/09/11	NEBRASKA	w 74-70 6058
F-Throws made per game	14.1	14.3	*	02/12/11	at Texas	L 60-69 16734
REBOUNDS	510	514	*	02/19/11	TEXAS TECH	L 69-78 8692
Rebounds per game	31.9	32.1	*	02/23/11	at Missouri	L 59-77 14297
Rebounding margin	-0.2	-	*	02/26/11	TEXAS A&M	w 58-51 9338
ASSISTS	171	200	*	03/01/11	at Oklahoma State	L 60-71 10076
Assists per game	10.7	12.5	*	03/05/11	TEXAS	L 54-60 10627
TURNOVERS	258	203				
Turnovers per game	16.1	12.7				
Turnover margin	-3.4	-				
Assist/turnover ratio	0.7	1.0				
STEALS	96	132				
Steals per game	6.0	8.3				
BLOCKS	66	48				
Blocks per game	4.1	3.0				
ATTENDANCE	67023	90624				
Home games-Avg/Game	8-8378	8-11328				
Neutral site-Avg/Game	-	0-0				

\* = Conference game  
1 = ESPN College Hoops Tip-Off Marathon  
2 = Big 12/Pac-10 Hardwood Series  
3 = The Showcase (American Airlines Center; Dallas, Texas)  
4 = Hawaiian Airlines Diamond Head Classic (Honolulu, Hawaii)  
5 = Phillips 66 Big 12 Championship (Kansas City, Mo.)

<b>Score by Periods</b>	<b>1st</b>	<b>2nd</b>	<b>OT</b>	<b>Totals</b>
Baylor	476	567	7	1050
Opponents	520	567	5	1092

**2010-11 BAYLOR MEN'S BASKETBALL**  
**Baylor Team Game-by-Game (as of Mar 05, 2011)**  
**All games**

**TEAM STATISTICS**

Opponent	Date	Score		Total		3-Pointers		Free throws		Rebounds				pf	a	t/o	blk	stl	pts	avg
				fg-fga	pct	3fg-fga	pct	ft-fta	pct	off	def	tot	avg							
GRAMBLING STATE	11/12/10	87-52	W	31-59	.525	4-12	.333	21-38	.553	13	39	52	52.0	17	15	23	5	7	87	87.0
LA SALLE	11/16/10	74-64	W	29-56	.518	3-13	.231	13-17	.765	14	25	39	45.5	13	15	22	8	4	74	80.5
JACKSON STATE	11/18/10	63-49	W	18-34	.529	4-8	.500	23-25	.920	6	26	32	41.0	16	11	26	3	12	63	74.7
LIPSCOMB	11/22/10	72-60	W	28-61	.459	9-22	.409	7-12	.583	12	33	45	42.0	18	18	19	5	7	72	74.0
PRAIRIE VIEW A&M	11/29/10	90-45	W	35-70	.500	6-20	.300	14-26	.538	14	32	46	42.8	14	19	5	8	11	90	77.2
ARIZONA STATE	12/02/10	68-54	W	24-54	.444	9-19	.474	11-16	.688	14	25	39	42.2	10	12	16	0	9	68	75.7
BETHUNE-COOKMAN	12/15/10	83-39	W	28-52	.538	5-15	.333	22-29	.759	14	28	42	42.1	12	17	6	6	9	83	76.7
vs Gonzaga	12/18/10	64-68	L	18-49	.367	2-12	.167	26-33	.788	9	24	33	41.0	24	5	17	6	7	64	75.1
vs San Diego	12/22/10	83-50	W	35-64	.547	5-16	.313	8-15	.533	17	25	42	41.1	13	14	14	3	11	83	76.0
vs Washington State	12/23/10	71-77	L	22-60	.367	4-22	.182	23-29	.793	21	19	40	41.0	19	6	12	2	5	71	75.5
vs Florida State	12/25/10	61-68	L	18-54	.333	5-14	.357	20-32	.625	11	24	35	40.5	18	10	15	2	4	61	74.2
TEXAS SOUTHERN	01/02/11	68-60	W	22-52	.423	7-19	.368	17-30	.567	14	25	39	40.3	19	9	13	8	12	68	73.7
MORGAN STATE	01/04/11	89-72	W	28-47	.596	10-18	.556	23-28	.821	10	25	35	39.9	14	16	16	3	8	89	74.8
at Texas Tech	01/08/11	71-59	W	25-54	.463	9-19	.474	12-15	.800	12	20	32	39.4	15	7	12	3	9	71	74.6
OKLAHOMA	01/11/11	74-61	W	28-45	.622	5-13	.385	13-18	.722	10	19	29	38.7	10	14	17	3	9	74	74.5
at Iowa State	01/15/11	57-72	L	24-58	.414	7-19	.368	2-8	.250	12	22	34	38.4	12	14	14	2	6	57	73.4
KANSAS	01/17/11	65-85	L	20-41	.488	5-10	.500	20-26	.769	8	11	19	37.2	13	12	18	2	8	65	72.9
OKLAHOMA STATE	01/22/11	76-57	W	24-40	.600	4-7	.571	24-36	.667	9	31	40	37.4	20	12	23	6	4	76	73.1
at Kansas State	01/24/11	61-69	L	19-47	.404	6-15	.400	17-24	.708	9	17	26	36.8	26	10	17	4	7	61	72.5
COLORADO	01/29/11	70-66	W	23-49	.469	6-13	.462	18-24	.750	12	26	38	36.8	16	12	18	5	3	70	72.3
at Oklahoma	02/02/11	66-73	L	26-55	.473	6-16	.375	8-10	.800	9	20	29	36.5	19	15	16	3	5	66	72.0
at Texas A&M	02/05/11	76-74	Wot	29-56	.518	7-16	.438	11-16	.688	13	22	35	36.4	21	14	17	4	3	76	72.2
NEBRASKA	02/09/11	74-70	W	20-40	.500	3-11	.273	31-44	.705	7	22	29	36.1	15	12	13	5	8	74	72.3
at Texas	02/12/11	60-69	L	26-65	.400	3-14	.214	5-8	.625	10	27	37	36.1	24	7	13	4	7	60	71.8
WAYLAND BAPTIST	02/15/11	64-50	W	22-42	.524	3-15	.200	17-27	.630	12	18	30	35.9	14	15	16	3	10	64	71.5
TEXAS TECH	02/19/11	69-78	L	23-49	.469	4-18	.222	19-26	.731	11	19	30	35.7	16	10	16	4	7	69	71.4
at Missouri	02/23/11	59-77	L	25-59	.424	4-10	.400	5-7	.714	14	20	34	35.6	11	6	21	4	5	59	70.9
TEXAS A&M	02/26/11	58-51	W	19-47	.404	4-14	.286	16-24	.667	11	27	38	35.7	15	8	14	8	5	58	70.5
at Oklahoma State	03/01/11	60-71	L	19-54	.352	7-20	.350	15-20	.750	12	19	31	35.5	23	9	16	5	7	60	70.1
TEXAS	03/05/11	54-60	L	20-47	.426	4-15	.267	10-13	.769	7	22	29	35.3	22	9	13	4	3	54	69.6
Baylor		2087		728-1560	.467	160-455	.352	471-676	.697	347	712	1059	35.3	499	353	478	128	212	2087	69.6
Opponents		1900		672-1620	.415	186-546	.341	370-547	.676	325	598	923	30.8	583	358	445	74	246	1900	63.3

Games played: 30  
Points/game: 69.6  
FG Pct: 46.7  
3FG Pct: 35.2  
FT Pct: 69.7

Rebounds/game: 35.3  
Assists/game: 11.8  
Turnovers/game: 15.9  
Assist/turnover ratio: 0.7  
Steals/game: 7.1  
Blocks/game: 4.3

**2010-11 BAYLOR MEN'S BASKETBALL**  
**Baylor Opponent Game-by-Game (as of Mar 05, 2011)**  
**All games**

**OPPONENT STATISTICS**

Opponent	Date	Score		Total		3-Pointers		Free throws		Rebounds				pf	a	t/o	blk	stl	pts	avg
				fg-fga	pct	3fg-fga	pct	ft-fta	pct	off	def	tot	avg							
GRAMBLING STATE	11/12/10	87-52	W	18-62	.290	6-27	.222	10-23	.435	12	22	34	34.0	34	8	25	2	7	52	52.0
LA SALLE	11/16/10	74-64	W	27-66	.409	4-17	.235	6-11	.545	16	15	31	32.5	17	14	18	3	15	64	58.0
JACKSON STATE	11/18/10	63-49	W	18-44	.409	9-19	.474	4-9	.444	3	12	15	26.7	24	13	20	2	10	49	55.0
LIPSCOMB	11/22/10	72-60	W	21-57	.368	7-20	.350	11-18	.611	8	25	33	28.3	17	14	16	0	10	60	56.2
PRAIRIE VIEW A&M	11/29/10	90-45	W	15-59	.254	3-17	.176	12-14	.857	14	28	42	31.0	19	9	19	2	4	45	54.0
ARIZONA STATE	12/02/10	68-54	W	22-47	.468	8-23	.348	2-9	.222	4	19	23	29.7	16	12	15	2	9	54	54.0
BETHUNE-COOKMAN	12/15/10	83-39	W	15-48	.313	5-13	.385	4-9	.444	7	17	24	28.9	19	8	13	1	4	39	51.9
vs Gonzaga	12/18/10	64-68	L	22-53	.415	4-9	.444	20-24	.833	9	24	33	29.4	25	11	16	0	7	68	53.9
vs San Diego	12/22/10	83-50	W	17-52	.327	3-19	.158	13-16	.813	10	15	25	28.9	14	10	18	2	3	50	53.4
vs Washington State	12/23/10	71-77	L	28-49	.571	9-18	.500	12-18	.667	6	20	26	28.6	21	15	13	2	9	77	55.8
vs Florida State	12/25/10	61-68	L	24-54	.444	6-17	.353	14-24	.583	11	32	43	29.9	22	17	16	4	7	68	56.9
TEXAS SOUTHERN	01/02/11	68-60	W	20-51	.392	7-14	.500	13-19	.684	10	25	35	30.3	24	9	21	5	6	60	57.2
MORGAN STATE	01/04/11	89-72	W	27-56	.482	6-15	.400	12-20	.600	8	14	22	29.7	24	9	12	1	12	72	58.3
at Texas Tech	01/08/11	71-59	W	19-53	.358	8-20	.400	13-15	.867	12	17	29	29.6	14	11	15	5	3	59	58.4
OKLAHOMA	01/11/11	74-61	W	23-55	.418	8-24	.333	7-11	.636	13	10	23	29.2	15	13	13	1	11	61	58.5
at Iowa State	01/15/11	57-72	L	26-52	.500	14-25	.560	6-7	.857	5	27	32	29.4	11	19	13	0	6	72	59.4
KANSAS	01/17/11	65-85	L	35-56	.625	7-18	.389	8-9	.889	10	17	27	29.2	20	18	14	3	12	85	60.9
OKLAHOMA STATE	01/22/11	76-57	W	20-51	.392	4-19	.211	13-21	.619	5	14	19	28.7	29	11	12	3	13	57	60.7
at Kansas State	01/24/11	61-69	L	19-52	.365	6-18	.333	25-31	.806	16	19	35	29.0	23	12	15	4	5	69	61.1
COLORADO	01/29/11	70-66	W	23-65	.354	4-16	.250	16-22	.727	19	19	38	29.5	24	8	10	3	12	66	61.3
at Oklahoma	02/02/11	66-73	L	27-56	.482	7-24	.292	12-15	.800	12	21	33	29.6	13	17	12	1	7	73	61.9
at Texas A&M	02/05/11	76-74	Wot	24-56	.429	8-23	.348	18-30	.600	14	16	30	29.6	16	13	11	1	10	74	62.5
NEBRASKA	02/09/11	74-70	W	23-51	.451	8-19	.421	16-19	.842	8	19	27	29.5	24	17	15	1	8	70	62.8
at Texas	02/12/11	60-69	L	22-52	.423	3-10	.300	22-37	.595	12	31	43	30.1	15	7	13	8	6	69	63.0
WAYLAND BAPTIST	02/15/11	64-50	W	18-45	.400	5-10	.500	9-11	.818	11	12	23	29.8	20	9	20	0	11	50	62.5
TEXAS TECH	02/19/11	69-78	L	28-55	.509	6-17	.353	16-19	.842	11	20	31	29.8	20	13	11	1	8	78	63.1
at Missouri	02/23/11	59-77	L	29-62	.468	8-23	.348	11-15	.733	15	21	36	30.1	12	15	15	6	14	77	63.6
TEXAS A&M	02/26/11	58-51	W	19-55	.345	5-23	.217	8-15	.533	12	22	34	30.2	21	6	13	1	8	51	63.2
at Oklahoma State	03/01/11	60-71	L	22-47	.468	6-14	.429	21-29	.724	9	24	33	30.3	14	13	14	7	6	71	63.4
TEXAS	03/05/11	54-60	L	21-59	.356	2-15	.133	16-27	.593	23	21	44	30.8	16	7	7	3	3	60	63.3
Opponents		1900		672-1620	.415	186-546	.341	370-547	.676	325	598	923	30.8	583	358	445	74	246	1900	63.3
Baylor		2087		728-1560	.467	160-455	.352	471-676	.697	347	712	1059	35.3	499	353	478	128	212	2087	69.6

Games played: 30  
Points/game: 63.3  
FG Pct: 41.5  
3FG Pct: 34.1  
FT Pct: 67.6

Rebounds/game: 30.8  
Assists/game: 11.9  
Turnovers/game: 14.8  
Assist/turnover ratio: 0.8  
Steals/game: 8.2  
Blocks/game: 2.5





## Individual Career History vs Oklahoma

### Acy, Quincy

Season	gp-gs	min/avg	Total		3-Point		F-Throws		Rebounds				pf	fo	ast	to	blk	stl	Scoring	
			fg-fga	pct	fg-fga	pct	ft-fta	pct	off	def	tot	avg							pts	avg
2008-09	2-2	45/22.5	3-9	.333	0-0	.000	0-1	.000	3	2	5	2.5	6	0	2	1	2	1	6	3.0
2009-10	2-0	55/27.5	5-8	.625	0-0	.000	8-10	.800	3	11	14	7.0	6	0	1	3	1	4	18	9.0
2010-11	2-1	64/32.0	9-16	.563	0-0	.000	8-10	.800	6	8	14	7.0	3	0	4	7	4	1	26	13.0
TOTAL	6-3	164/27.3	17-33	.515	0-0	.000	16-21	.762	12	21	33	5.5	15	0	7	11	7	6	50	8.3

### Dunn, LaceDarius

Season	gp-gs	min/avg	Total		3-Point		F-Throws		Rebounds				pf	fo	ast	to	blk	stl	Scoring	
			fg-fga	pct	fg-fga	pct	ft-fta	pct	off	def	tot	avg							pts	avg
2007-08	2-0	34/17.0	4-16	.250	3-10	.300	2-2	1.000	0	1	1	0.5	5	1	1	2	0	1	13	6.5
2008-09	2-0	57/28.5	12-31	.387	4-19	.211	3-4	.750	7	3	10	5.0	8	1	0	0	0	2	31	15.5
2009-10	2-2	70/35.0	17-31	.548	11-17	.647	4-4	1.000	0	13	13	6.5	4	0	6	5	1	1	49	24.5
2010-11	2-2	74/37.0	11-19	.579	7-12	.583	2-2	1.000	1	5	6	3.0	4	0	3	10	0	5	31	15.5
TOTAL	8-4	235/29.4	44-97	.454	25-58	.431	11-12	.917	8	22	30	3.8	21	2	10	17	1	9	124	15.5

### Ellis, Fred

Season	gp-gs	min/avg	Total		3-Point		F-Throws		Rebounds				pf	fo	ast	to	blk	stl	Scoring	
			fg-fga	pct	fg-fga	pct	ft-fta	pct	off	def	tot	avg							pts	avg
2008-09	1-0	6/6.0	0-3	.000	0-0	.000	0-2	.000	3	0	3	3.0	3	0	0	1	0	0	0	0.0
2009-10	2-0	17/8.5	1-2	.500	1-1	1.000	4-4	1.000	0	1	1	0.5	3	0	0	0	0	2	7	3.5
2010-11	2-0	27/13.5	2-5	.400	0-1	.000	0-0	.000	0	1	1	0.5	4	0	1	2	0	0	4	2.0
TOTAL	5-0	50/10.0	3-10	.300	1-2	.500	4-6	.667	3	2	5	1.0	10	0	1	3	0	2	11	2.2

### Jones III, Perry

Season	gp-gs	min/avg	Total		3-Point		F-Throws		Rebounds				pf	fo	ast	to	blk	stl	Scoring	
			fg-fga	pct	fg-fga	pct	ft-fta	pct	off	def	tot	avg							pts	avg
2010-11	2-2	74/37.0	18-27	.667	0-0	.000	8-11	.727	8	6	14	7.0	2	0	1	4	2	0	44	22.0
TOTAL	2-2	74/37.0	18-27	.667	0-0	.000	8-11	.727	8	6	14	7.0	2	0	1	4	2	0	44	22.0

### Jones, Anthony

Season	gp-gs	min/avg	Total		3-Point		F-Throws		Rebounds				pf	fo	ast	to	blk	stl	Scoring	
			fg-fga	pct	fg-fga	pct	ft-fta	pct	off	def	tot	avg							pts	avg
2008-09	1-0	5/5.0	1-2	.500	1-1	1.000	0-0	.000	1	0	1	1.0	1	0	0	0	0	0	3	3.0
2009-10	2-2	56/28.0	5-11	.455	0-2	.000	0-0	.000	2	5	7	3.5	2	0	2	3	2	2	10	5.0
2010-11	2-2	58/29.0	11-15	.733	3-5	.600	0-1	.000	2	8	10	5.0	4	0	1	4	0	0	25	12.5
TOTAL	5-4	119/23.8	17-28	.607	4-8	.500	0-1	.000	5	13	18	3.6	7	0	3	7	2	2	38	7.6

### Love, Stargell

Season	gp-gs	min/avg	Total		3-Point		F-Throws		Rebounds				pf	fo	ast	to	blk	stl	Scoring	
			fg-fga	pct	fg-fga	pct	ft-fta	pct	off	def	tot	avg							pts	avg
2010-11	2-0	26/13.0	0-5	.000	0-3	.000	0-0	.000	0	4	4	2.0	3	0	6	1	0	1	0	0.0
TOTAL	2-0	26/13.0	0-5	.000	0-3	.000	0-0	.000	0	4	4	2.0	3	0	6	1	0	1	0	0.0

### Morgan, J'mison

Season	gp-gs	min/avg	Total		3-Point		F-Throws		Rebounds				pf	fo	ast	to	blk	stl	Scoring	
			fg-fga	pct	fg-fga	pct	ft-fta	pct	off	def	tot	avg							pts	avg
2010-11	2-1	15/7.5	0-1	.000	0-0	.000	0-0	.000	0	1	1	0.5	2	0	0	0	0	0	0	0.0
TOTAL	2-1	15/7.5	0-1	.000	0-0	.000	0-0	.000	0	1	1	0.5	2	0	0	0	0	0	0	0.0



## Individual Career History vs Oklahoma

Neubert, Jacob

Norwood, Levi

Sekelja, Dragan

			Total		3-Point		F-Throws		Rebounds											Scoring	
Season	gp-gs	min/avg	fg-fga	pct	fg-fga	pct	ft-fta	pct	off	def	tot	avg	pf	fo	ast	to	blk	stl	pts	avg	
2009-10	1-0	1/1.0	0-0	.000	0-0	.000	0-0	.000	0	0	0	0.0	1	0	0	0	0	0	0	0.0	
TOTAL	1-0	1/1.0	0-0	.000	0-0	.000	0-0	.000	0	0	0	0.0	1	0	0	0	0	0	0	0.0	

Walton, A.J.

			Total		3-Point		F-Throws		Rebounds											Scoring	
Season	gp-gs	min/avg	fg-fga	pct	fg-fga	pct	ft-fta	pct	off	def	tot	avg	pf	fo	ast	to	blk	stl	pts	avg	
2009-10	2-0	25/12.5	3-4	.750	1-1	1.000	0-0	.000	1	4	5	2.5	2	0	1	0	0	2	7	3.5	
2010-11	2-2	62/31.0	3-12	.250	1-8	.125	3-4	.750	1	5	6	3.0	7	1	13	5	0	7	10	5.0	
TOTAL	4-2	87/21.8	6-16	.375	2-9	.222	3-4	.750	2	9	11	2.8	9	1	14	5	0	9	17	4.3	



## Individual Career History vs Texas

### Acy, Quincy

			Total		3-Point		F-Throws		Rebounds											Scoring	
Season	gp-gs	min/avg	fg-fga	pct	fg-fga	pct	ft-fta	pct	off	def	tot	avg	pf	fo	ast	to	blk	stl	pts	avg	
2008-09	3-1	50/16.7	5-8	.625	0-0	.000	3-5	.600	5	3	8	2.7	7	0	1	1	5	0	13	4.3	
2009-10	3-0	81/27.0	16-21	.762	0-0	.000	6-7	.857	4	7	11	3.7	8	0	0	2	4	0	38	12.7	
2010-11	2-0	47/23.5	6-13	.462	0-1	.000	0-1	.000	3	8	11	5.5	10	2	0	2	2	0	12	6.0	
TOTAL	8-1	178/22.3	27-42	.643	0-1	.000	9-13	.692	12	18	30	3.8	25	2	1	5	11	0	63	7.9	

### Dunn, LaceDarius

Season	gp-gs	min/avg	Total		3-Point		F-Throws		Rebounds											Scoring	
			fg-fga	pct	fg-fga	pct	ft-fta	pct	off	def	tot	avg	pf	fo	ast	to	blk	stl	pts	avg	
2007-08	2-0	50/25.0	7-20	.350	6-15	.400	11-14	.786	1	3	4	2.0	3	0	2	2	0	3	31	15.5	
2008-09	3-2	90/30.0	9-31	.290	4-15	.267	21-26	.808	7	6	13	4.3	8	0	1	6	0	2	43	14.3	
2009-10	3-3	87/29.0	21-42	.500	7-12	.583	12-14	.857	4	16	20	6.7	12	1	9	11	0	6	61	20.3	
2010-11	2-2	76/38.0	19-45	.422	5-19	.263	5-7	.714	2	5	7	3.5	6	0	2	7	0	1	48	24.0	
TOTAL	10-7	303/30.3	56-138	.406	22-61	.361	49-61	.803	14	30	44	4.4	29	1	14	26	0	12	183	18.3	

### Ellis, Fred

Season	gp-gs	min/avg	Total		3-Point		F-Throws		Rebounds											Scoring	
			fg-fga	pct	fg-fga	pct	ft-fta	pct	off	def	tot	avg	pf	fo	ast	to	blk	stl	pts	avg	
2008-09	2-0	4/2.0	0-3	.000	0-0	.000	0-0	.000	2	0	2	1.0	2	0	0	1	0	0	0	0.0	
2009-10	2-0	10/5.0	2-4	.500	2-2	1.000	2-2	1.000	0	1	1	0.5	3	0	0	0	0	0	8	4.0	
2010-11	2-0	30/15.0	3-8	.375	0-1	.000	1-1	1.000	2	4	6	3.0	5	1	1	2	0	1	7	3.5	
TOTAL	6-0	44/7.3	5-15	.333	2-3	.667	3-3	1.000	4	5	9	1.5	10	1	1	3	0	1	15	2.5	

### Jones III, Perry

			Total		3-Point		F-Throws		Rebounds											Scoring	
Season	gp-gs	min/avg	fg-fga	pct	fg-fga	pct	ft-fta	pct	off	def	tot	avg	pf	fo	ast	to	blk	stl	pts	avg	
2010-11	2-2	68/34.0	8-19	.421	0-0	.000	6-8	.750	2	15	17	8.5	4	0	3	7	3	0	22	11.0	
TOTAL	2-2	68/34.0	8-19	.421	0-0	.000	6-8	.750	2	15	17	8.5	4	0	3	7	3	0	22	11.0	

### Jones, Anthony

			Total		3-Point		F-Throws		Rebounds											Scoring	
Season	gp-gs	min/avg	fg-fga	pct	fg-fga	pct	ft-fta	pct	off	def	tot	avg	pf	fo	ast	to	blk	stl	pts	avg	
2008-09	2-0	7/3.5	0-1	.000	0-1	.000	0-0	.000	0	0	0	0.0	1	0	0	1	0	0	0	0.0	
2009-10	3-3	83/27.7	6-15	.400	0-3	.000	1-3	.333	6	9	15	5.0	3	0	3	4	2	3	13	4.3	
2010-11	2-2	64/32.0	5-12	.417	2-5	.400	0-0	.000	1	6	7	3.5	2	0	1	0	0	2	12	6.0	
TOTAL	7-5	154/22.0	11-28	.393	2-9	.222	1-3	.333	7	15	22	3.1	6	0	4	5	2	5	25	3.6	

### Love, Stargell

			Total		3-Point		F-Throws		Rebounds											Scoring	
Season	gp-gs	min/avg	fg-fga	pct	fg-fga	pct	ft-fta	pct	off	def	tot	avg	pf	fo	ast	to	blk	stl	pts	avg	
2010-11	2-0	20/10.0	0-1	.000	0-0	.000	0-0	.000	0	1	1	0.5	4	0	1	4	0	0	0	0.0	
TOTAL	2-0	20/10.0	0-1	.000	0-0	.000	0-0	.000	0	1	1	0.5	4	0	1	4	0	0	0	0.0	

### Morgan, J'mison

			Total		3-Point		F-Throws		Rebounds											Scoring	
Season	gp-gs	min/avg	fg-fga	pct	fg-fga	pct	ft-fta	pct	off	def	tot	avg	pf	fo	ast	to	blk	stl	pts	avg	
2010-11	2-2	34/17.0	2-4	.500	0-0	.000	2-2	1.000	3	5	8	4.0	7	0	0	0	3	1	6	3.0	
TOTAL	2-2	34/17.0	2-4	.500	0-0	.000	2-2	1.000	3	5	8	4.0	7	0	0	0	3	1	6	3.0	



## Individual Career History vs Texas

Neubert, Jacob

Norwood, Levi

Sekelja, Dragan

			Total		3-Point		F-Throws		Rebounds											Scoring	
Season	gp-gs	min/avg	fg-fga	pct	fg-fga	pct	ft-fta	pct	off	def	tot	avg	pf	fo	ast	to	blk	stl	pts	avg	
2009-10	2-0	1/0.5	0-0	.000	0-0	.000	0-0	.000	0	0	0	0.0	0	0	0	0	0	0	0	0.0	
TOTAL	2-0	1/0.5	0-0	.000	0-0	.000	0-0	.000	0	0	0	0.0	0	0	0	0	0	0	0	0.0	

Walton, A.J.

Season	gp-gs	min/avg	Total		3-Point		F-Throws		Rebounds										Scoring	
			fg-fga	pct	fg-fga	pct	ft-fta	pct	off	def	tot	avg	pf	fo	ast	to	blk	stl	pts	avg
2009-10	3-0	72/24.0	7-14	.500	0-3	.000	9-10	.900	2	5	7	2.3	8	0	9	5	1	7	23	7.7
2010-11	2-2	61/30.5	3-10	.300	0-3	.000	1-2	.500	1	2	3	1.5	8	0	8	4	0	5	7	3.5
TOTAL	5-2	133/26.6	10-24	.417	0-6	.000	10-12	.833	3	7	10	2.0	16	0	17	9	1	12	30	6.0



**2010-11 BAYLOR MEN'S BASKETBALL**  
**Baylor Team High/Low Analysis (as of Mar 07, 2011)**  
**All games**

**Baylor - TEAM GAME HIGHS**

POINTS	90	PRAIRIE VIEW A&M (11/29/10)
	89	MORGAN STATE (01/04/11)
	87	GRAMBLING STATE (11/12/10)
	83	vs San Diego (12/22/10)
	83	BETHUNE-COOKMAN (12/15/10)
FIELD GOALS MADE	35	vs San Diego (12/22/10)
	35	PRAIRIE VIEW A&M (11/29/10)
FIELD GOAL ATTEMPTS	70	PRAIRIE VIEW A&M (11/29/10)
	65	at Texas (02/12/11)
FIELD GOAL PERCENTAGE	.622 (28-45)	OKLAHOMA (01/11/11)
	.600 (24-40)	OKLAHOMA STATE (01/22/11)
3 PT FIELD GOALS MADE	10	MORGAN STATE (01/04/11)
	9	at Texas Tech (01/08/11)
	9	ARIZONA STATE (12/02/10)
	9	LIPSCOMB (11/22/10)
3 PT FG ATTEMPTS	22	vs Washington State (12/23/10)
	22	LIPSCOMB (11/22/10)
3 PT FG PERCENTAGE	.571 (4-7)	OKLAHOMA STATE (01/22/11)
	.556 (10-18)	MORGAN STATE (01/04/11)
FREE THROWS MADE	31	NEBRASKA (02/09/11)
	26	vs Gonzaga (12/18/10)
FREE THROW ATTEMPTS	44	NEBRASKA (02/09/11)
	38	GRAMBLING STATE (11/12/10)
FREE THROW PERCENTAGE	.920 (23-25)	JACKSON STATE (11/18/10)
	.821 (23-28)	MORGAN STATE (01/04/11)
REBOUNDS	52	GRAMBLING STATE (11/12/10)
	46	PRAIRIE VIEW A&M (11/29/10)
ASSISTS	19	PRAIRIE VIEW A&M (11/29/10)
	18	LIPSCOMB (11/22/10)
STEALS	12	TEXAS SOUTHERN (01/02/11)
	12	JACKSON STATE (11/18/10)
BLOCKED SHOTS	8	TEXAS A&M (02/26/11)
	8	TEXAS SOUTHERN (01/02/11)
	8	PRAIRIE VIEW A&M (11/29/10)
	8	LA SALLE (11/16/10)
TURNOVERS	26	JACKSON STATE (11/18/10)
	23	OKLAHOMA STATE (01/22/11)
	23	GRAMBLING STATE (11/12/10)
FOULS	26	at Kansas State (01/24/11)
	24	at Texas (02/12/11)
	24	vs Gonzaga (12/18/10)



**2010-11 BAYLOR MEN'S BASKETBALL**  
**Baylor High/Low Analysis (as of Mar 07, 2011)**  
**All games**

**Opponent - GAME HIGHS**

POINTS	85	KANSAS (01/17/11)
	78	TEXAS TECH (02/19/11)
	77	at Missouri (02/23/11)
	77	vs Washington State (12/23/10)
	74	at Texas A&M (02/05/11)
FIELD GOALS MADE	35	KANSAS (01/17/11)
	29	at Missouri (02/23/11)
FIELD GOAL ATTEMPTS	66	LA SALLE (11/16/10)
	65	COLORADO (01/29/11)
FIELD GOAL PERCENTAGE	.625 (35-56)	KANSAS (01/17/11)
	.571 (28-49)	vs Washington State (12/23/10)
3 PT FIELD GOALS MADE	14	at Iowa State (01/15/11)
	9	vs Washington State (12/23/10)
	9	JACKSON STATE (11/18/10)
3 PT FG ATTEMPTS	27	GRAMBLING STATE (11/12/10)
	25	at Iowa State (01/15/11)
3 PT FG PERCENTAGE	.560 (14-25)	at Iowa State (01/15/11)
	.500 (9-18)	vs Washington State (12/23/10)
	.500 (7-14)	TEXAS SOUTHERN (01/02/11)
	.500 (5-10)	WAYLAND BAPTIST (02/15/11)
FREE THROWS MADE	25	at Kansas State (01/24/11)
	22	at Texas (02/12/11)
FREE THROW ATTEMPTS	37	at Texas (02/12/11)
	31	at Kansas State (01/24/11)
FREE THROW PERCENTAGE	.889 (8-9)	KANSAS (01/17/11)
	.867 (13-15)	at Texas Tech (01/08/11)
REBOUNDS	44	TEXAS (03/05/11)
	43	at Texas (02/12/11)
	43	vs Florida State (12/25/10)
ASSISTS	19	at Iowa State (01/15/11)
	18	KANSAS (01/17/11)
STEALS	15	LA SALLE (11/16/10)
	14	at Missouri (02/23/11)
BLOCKED SHOTS	8	at Texas (02/12/11)
	7	at Oklahoma State (03/01/11)
TURNOVERS	25	GRAMBLING STATE (11/12/10)
	21	TEXAS SOUTHERN (01/02/11)
FOULS	34	GRAMBLING STATE (11/12/10)
	29	OKLAHOMA STATE (01/22/11)



**2010-11 BAYLOR MEN'S BASKETBALL**  
**Baylor High/Low Analysis (as of Mar 07, 2011)**  
**All games**

**Baylor - GAME LOWS**

POINTS	54	TEXAS (03/05/11)
	57	at Iowa State (01/15/11)
	58	TEXAS A&M (02/26/11)
	59	at Missouri (02/23/11)
	60	at Texas (02/12/11)
	60	at Oklahoma State (03/01/11)
FIELD GOALS MADE	18	JACKSON STATE (11/18/10)
	18	vs Gonzaga (12/18/10)
	18	vs Florida State (12/25/10)
FIELD GOAL ATTEMPTS	34	JACKSON STATE (11/18/10)
	40	OKLAHOMA STATE (01/22/11)
	40	NEBRASKA (02/09/11)
FIELD GOAL PERCENTAGE	.333 (18-54)	vs Florida State (12/25/10)
	.352 (19-54)	at Oklahoma State (03/01/11)
3 PT FIELD GOALS MADE	2	vs Gonzaga (12/18/10)
	3	LA SALLE (11/16/10)
	3	NEBRASKA (02/09/11)
	3	at Texas (02/12/11)
	3	WAYLAND BAPTIST (02/15/11)
3 PT FG ATTEMPTS	7	OKLAHOMA STATE (01/22/11)
	8	JACKSON STATE (11/18/10)
3 PT FG PERCENTAGE	.167 (2-12)	vs Gonzaga (12/18/10)
	.182 (4-22)	vs Washington State (12/23/10)
FREE THROWS MADE	2	at Iowa State (01/15/11)
	5	at Texas (02/12/11)
	5	at Missouri (02/23/11)
FREE THROW ATTEMPTS	7	at Missouri (02/23/11)
	8	at Iowa State (01/15/11)
	8	at Texas (02/12/11)
FREE THROW PERCENTAGE	.250 (2-8)	at Iowa State (01/15/11)
	.533 (8-15)	vs San Diego (12/22/10)
REBOUNDS	19	KANSAS (01/17/11)
	26	at Kansas State (01/24/11)
ASSISTS	5	vs Gonzaga (12/18/10)
	6	vs Washington State (12/23/10)
	6	at Missouri (02/23/11)
STEALS	3	COLORADO (01/29/11)
	3	at Texas A&M (02/05/11)
	3	TEXAS (03/05/11)
BLOCKED SHOTS	0	ARIZONA STATE (12/02/10)
	2	vs Washington State (12/23/10)
	2	vs Florida State (12/25/10)
	2	at Iowa State (01/15/11)
	2	KANSAS (01/17/11)
TURNOVERS	5	PRAIRIE VIEW A&M (11/29/10)
	6	BETHUNE-COOKMAN (12/15/10)
FOULS	10	ARIZONA STATE (12/02/10)
	10	OKLAHOMA (01/11/11)



**2010-11 BAYLOR MEN'S BASKETBALL**  
**Baylor High/Low Analysis (as of Mar 07, 2011)**  
**All games**

**Opponent - GAME LOWS**

POINTS	39	BETHUNE-COOKMAN (12/15/10)
	45	PRAIRIE VIEW A&M (11/29/10)
	49	JACKSON STATE (11/18/10)
	50	vs San Diego (12/22/10)
	50	WAYLAND BAPTIST (02/15/11)
FIELD GOALS MADE	15	PRAIRIE VIEW A&M (11/29/10)
	15	BETHUNE-COOKMAN (12/15/10)
FIELD GOAL ATTEMPTS	44	JACKSON STATE (11/18/10)
	45	WAYLAND BAPTIST (02/15/11)
FIELD GOAL PERCENTAGE	.254 (15-59)	PRAIRIE VIEW A&M (11/29/10)
	.290 (18-62)	GRAMBLING STATE (11/12/10)
3 PT FIELD GOALS MADE	2	TEXAS (03/05/11)
	3	PRAIRIE VIEW A&M (11/29/10)
	3	vs San Diego (12/22/10)
	3	at Texas (02/12/11)
3 PT FG ATTEMPTS	9	vs Gonzaga (12/18/10)
	10	at Texas (02/12/11)
	10	WAYLAND BAPTIST (02/15/11)
3 PT FG PERCENTAGE	.133 (2-15)	TEXAS (03/05/11)
	.158 (3-19)	vs San Diego (12/22/10)
FREE THROWS MADE	2	ARIZONA STATE (12/02/10)
	4	JACKSON STATE (11/18/10)
	4	BETHUNE-COOKMAN (12/15/10)
FREE THROW ATTEMPTS	7	at Iowa State (01/15/11)
	9	JACKSON STATE (11/18/10)
	9	ARIZONA STATE (12/02/10)
	9	BETHUNE-COOKMAN (12/15/10)
	9	KANSAS (01/17/11)
FREE THROW PERCENTAGE	.222 (2-9)	ARIZONA STATE (12/02/10)
	.435 (10-23)	GRAMBLING STATE (11/12/10)
REBOUNDS	15	JACKSON STATE (11/18/10)
	19	OKLAHOMA STATE (01/22/11)
ASSISTS	6	TEXAS A&M (02/26/11)
	7	at Texas (02/12/11)
	7	TEXAS (03/05/11)
STEALS	3	vs San Diego (12/22/10)
	3	at Texas Tech (01/08/11)
	3	TEXAS (03/05/11)
BLOCKED SHOTS	0	LIPSCOMB (11/22/10)
	0	vs Gonzaga (12/18/10)
	0	at Iowa State (01/15/11)
	0	WAYLAND BAPTIST (02/15/11)
TURNOVERS	7	TEXAS (03/05/11)
	10	COLORADO (01/29/11)
FOULS	11	at Iowa State (01/15/11)
	12	at Missouri (02/23/11)





**2010-11 BAYLOR MEN'S BASKETBALL**  
**Baylor Team High/Low Analysis (as of Mar 07, 2011)**  
**All games**

**Baylor - TEAM GAME HIGHS**

POINTS	90	PRAIRIE VIEW A&M (11/29/10)
	89	MORGAN STATE (01/04/11)
	87	GRAMBLING STATE (11/12/10)
	83	vs San Diego (12/22/10)
	83	BETHUNE-COOKMAN (12/15/10)
FIELD GOALS MADE	35	vs San Diego (12/22/10)
	35	PRAIRIE VIEW A&M (11/29/10)
FIELD GOAL ATTEMPTS	70	PRAIRIE VIEW A&M (11/29/10)
	65	at Texas (02/12/11)
FIELD GOAL PERCENTAGE	.622 (28-45)	OKLAHOMA (01/11/11)
	.600 (24-40)	OKLAHOMA STATE (01/22/11)
3 PT FIELD GOALS MADE	10	MORGAN STATE (01/04/11)
	9	at Texas Tech (01/08/11)
	9	ARIZONA STATE (12/02/10)
	9	LIPSCOMB (11/22/10)
3 PT FG ATTEMPTS	22	vs Washington State (12/23/10)
	22	LIPSCOMB (11/22/10)
3 PT FG PERCENTAGE	.571 (4-7)	OKLAHOMA STATE (01/22/11)
	.556 (10-18)	MORGAN STATE (01/04/11)
FREE THROWS MADE	31	NEBRASKA (02/09/11)
	26	vs Gonzaga (12/18/10)
FREE THROW ATTEMPTS	44	NEBRASKA (02/09/11)
	38	GRAMBLING STATE (11/12/10)
FREE THROW PERCENTAGE	.920 (23-25)	JACKSON STATE (11/18/10)
	.821 (23-28)	MORGAN STATE (01/04/11)
REBOUNDS	52	GRAMBLING STATE (11/12/10)
	46	PRAIRIE VIEW A&M (11/29/10)
ASSISTS	19	PRAIRIE VIEW A&M (11/29/10)
	18	LIPSCOMB (11/22/10)
STEALS	12	TEXAS SOUTHERN (01/02/11)
	12	JACKSON STATE (11/18/10)
BLOCKED SHOTS	8	TEXAS A&M (02/26/11)
	8	TEXAS SOUTHERN (01/02/11)
	8	PRAIRIE VIEW A&M (11/29/10)
	8	LA SALLE (11/16/10)
TURNOVERS	26	JACKSON STATE (11/18/10)
	23	OKLAHOMA STATE (01/22/11)
	23	GRAMBLING STATE (11/12/10)
FOULS	26	at Kansas State (01/24/11)
	24	at Texas (02/12/11)
	24	vs Gonzaga (12/18/10)



**2010-11 BAYLOR MEN'S BASKETBALL**  
**Baylor High/Low Analysis (as of Mar 07, 2011)**  
**All games**

**Opponent - GAME HIGHS**

POINTS	85	KANSAS (01/17/11)
	78	TEXAS TECH (02/19/11)
	77	at Missouri (02/23/11)
	77	vs Washington State (12/23/10)
	74	at Texas A&M (02/05/11)
FIELD GOALS MADE	35	KANSAS (01/17/11)
	29	at Missouri (02/23/11)
FIELD GOAL ATTEMPTS	66	LA SALLE (11/16/10)
	65	COLORADO (01/29/11)
FIELD GOAL PERCENTAGE	.625 (35-56)	KANSAS (01/17/11)
	.571 (28-49)	vs Washington State (12/23/10)
3 PT FIELD GOALS MADE	14	at Iowa State (01/15/11)
	9	vs Washington State (12/23/10)
	9	JACKSON STATE (11/18/10)
3 PT FG ATTEMPTS	27	GRAMBLING STATE (11/12/10)
	25	at Iowa State (01/15/11)
3 PT FG PERCENTAGE	.560 (14-25)	at Iowa State (01/15/11)
	.500 (9-18)	vs Washington State (12/23/10)
	.500 (7-14)	TEXAS SOUTHERN (01/02/11)
	.500 (5-10)	WAYLAND BAPTIST (02/15/11)
FREE THROWS MADE	25	at Kansas State (01/24/11)
	22	at Texas (02/12/11)
FREE THROW ATTEMPTS	37	at Texas (02/12/11)
	31	at Kansas State (01/24/11)
FREE THROW PERCENTAGE	.889 (8-9)	KANSAS (01/17/11)
	.867 (13-15)	at Texas Tech (01/08/11)
REBOUNDS	44	TEXAS (03/05/11)
	43	at Texas (02/12/11)
	43	vs Florida State (12/25/10)
ASSISTS	19	at Iowa State (01/15/11)
	18	KANSAS (01/17/11)
STEALS	15	LA SALLE (11/16/10)
	14	at Missouri (02/23/11)
BLOCKED SHOTS	8	at Texas (02/12/11)
	7	at Oklahoma State (03/01/11)
TURNOVERS	25	GRAMBLING STATE (11/12/10)
	21	TEXAS SOUTHERN (01/02/11)
FOULS	34	GRAMBLING STATE (11/12/10)
	29	OKLAHOMA STATE (01/22/11)



**2010-11 BAYLOR MEN'S BASKETBALL**  
**Baylor High/Low Analysis (as of Mar 07, 2011)**  
**All games**

**Baylor - GAME LOWS**

POINTS	54		TEXAS (03/05/11)
	57		at Iowa State (01/15/11)
	58		TEXAS A&M (02/26/11)
	59		at Missouri (02/23/11)
	60		at Texas (02/12/11)
	60		at Oklahoma State (03/01/11)
FIELD GOALS MADE	18		JACKSON STATE (11/18/10)
	18		vs Gonzaga (12/18/10)
	18		vs Florida State (12/25/10)
FIELD GOAL ATTEMPTS	34		JACKSON STATE (11/18/10)
	40		OKLAHOMA STATE (01/22/11)
	40		NEBRASKA (02/09/11)
FIELD GOAL PERCENTAGE	.333	(18-54)	vs Florida State (12/25/10)
	.352	(19-54)	at Oklahoma State (03/01/11)
3 PT FIELD GOALS MADE	2		vs Gonzaga (12/18/10)
	3		LA SALLE (11/16/10)
	3		NEBRASKA (02/09/11)
	3		at Texas (02/12/11)
	3		WAYLAND BAPTIST (02/15/11)
3 PT FG ATTEMPTS	7		OKLAHOMA STATE (01/22/11)
	8		JACKSON STATE (11/18/10)
3 PT FG PERCENTAGE	.167	(2-12)	vs Gonzaga (12/18/10)
	.182	(4-22)	vs Washington State (12/23/10)
FREE THROWS MADE	2		at Iowa State (01/15/11)
	5		at Texas (02/12/11)
	5		at Missouri (02/23/11)
FREE THROW ATTEMPTS	7		at Missouri (02/23/11)
	8		at Iowa State (01/15/11)
	8		at Texas (02/12/11)
FREE THROW PERCENTAGE	.250	(2-8)	at Iowa State (01/15/11)
	.533	(8-15)	vs San Diego (12/22/10)
REBOUNDS	19		KANSAS (01/17/11)
	26		at Kansas State (01/24/11)
ASSISTS	5		vs Gonzaga (12/18/10)
	6		vs Washington State (12/23/10)
	6		at Missouri (02/23/11)
STEALS	3		COLORADO (01/29/11)
	3		at Texas A&M (02/05/11)
	3		TEXAS (03/05/11)
BLOCKED SHOTS	0		ARIZONA STATE (12/02/10)
	2		vs Washington State (12/23/10)
	2		vs Florida State (12/25/10)
	2		at Iowa State (01/15/11)
	2		KANSAS (01/17/11)
TURNOVERS	5		PRAIRIE VIEW A&M (11/29/10)
	6		BETHUNE-COOKMAN (12/15/10)
FOULS	10		ARIZONA STATE (12/02/10)
	10		OKLAHOMA (01/11/11)



**2010-11 BAYLOR MEN'S BASKETBALL**  
**Baylor High/Low Analysis (as of Mar 07, 2011)**  
**All games**

**Opponent - GAME LOWS**

POINTS	39	BETHUNE-COOKMAN (12/15/10)
	45	PRAIRIE VIEW A&M (11/29/10)
	49	JACKSON STATE (11/18/10)
	50	vs San Diego (12/22/10)
	50	WAYLAND BAPTIST (02/15/11)
FIELD GOALS MADE	15	PRAIRIE VIEW A&M (11/29/10)
	15	BETHUNE-COOKMAN (12/15/10)
FIELD GOAL ATTEMPTS	44	JACKSON STATE (11/18/10)
	45	WAYLAND BAPTIST (02/15/11)
FIELD GOAL PERCENTAGE	.254 (15-59)	PRAIRIE VIEW A&M (11/29/10)
	.290 (18-62)	GRAMBLING STATE (11/12/10)
3 PT FIELD GOALS MADE	2	TEXAS (03/05/11)
	3	PRAIRIE VIEW A&M (11/29/10)
	3	vs San Diego (12/22/10)
	3	at Texas (02/12/11)
3 PT FG ATTEMPTS	9	vs Gonzaga (12/18/10)
	10	at Texas (02/12/11)
	10	WAYLAND BAPTIST (02/15/11)
3 PT FG PERCENTAGE	.133 (2-15)	TEXAS (03/05/11)
	.158 (3-19)	vs San Diego (12/22/10)
FREE THROWS MADE	2	ARIZONA STATE (12/02/10)
	4	JACKSON STATE (11/18/10)
	4	BETHUNE-COOKMAN (12/15/10)
FREE THROW ATTEMPTS	7	at Iowa State (01/15/11)
	9	JACKSON STATE (11/18/10)
	9	ARIZONA STATE (12/02/10)
	9	BETHUNE-COOKMAN (12/15/10)
	9	KANSAS (01/17/11)
FREE THROW PERCENTAGE	.222 (2-9)	ARIZONA STATE (12/02/10)
	.435 (10-23)	GRAMBLING STATE (11/12/10)
REBOUNDS	15	JACKSON STATE (11/18/10)
	19	OKLAHOMA STATE (01/22/11)
ASSISTS	6	TEXAS A&M (02/26/11)
	7	at Texas (02/12/11)
	7	TEXAS (03/05/11)
STEALS	3	vs San Diego (12/22/10)
	3	at Texas Tech (01/08/11)
	3	TEXAS (03/05/11)
BLOCKED SHOTS	0	LIPSCOMB (11/22/10)
	0	vs Gonzaga (12/18/10)
	0	at Iowa State (01/15/11)
	0	WAYLAND BAPTIST (02/15/11)
TURNOVERS	7	TEXAS (03/05/11)
	10	COLORADO (01/29/11)
FOULS	11	at Iowa State (01/15/11)
	12	at Missouri (02/23/11)



**Official Basketball Box Score -- Game Totals -- Final Statistics**  
**Baylor vs Oklahoma**  
**02/02/11 2 p.m. CT at Lloyd Noble Center; Norman, Okla.**

**Baylor 66 • 14-7, 4-4**

#	Player		Total	3-Ptr	FT-FTA	Rebounds			PF	TP	A	TO	Blk	Stl	Min
			FG-FGA	FG-FGA		Off	Def	Tot							
05	Jones III, Perry	f	8-14	0-0	3-5	4	3	7	2	19	0	3	0	0	39
41	Jones, Anthony	f	7-9	2-3	0-0	1	5	6	1	16	1	1	0	0	35
11	Morgan, J'mison	c	0-1	0-0	0-0	0	0	0	1	0	0	0	0	0	6
22	Walton, A.J.	g	2-8	1-5	0-0	1	1	2	5	5	9	3	0	2	35
24	Dunn, LaceDarius	g	5-10	3-5	2-2	0	3	3	2	15	0	5	0	2	36
03	Ellis, Fred		0-1	0-1	0-0	0	1	1	4	0	0	1	0	0	9
04	Acy, Quincy		4-8	0-0	3-3	2	4	6	2	11	2	3	3	1	30
20	Love, Stargell		0-4	0-2	0-0	0	2	2	2	0	3	0	0	0	10
Team						1	1	2							
Totals			26-55	6-16	8-10	9	20	29	19	66	15	16	3	5	200

FG % 1st Half: 16-30 53.3% 2nd half: 10-25 40.0% Game: 26-55 47.3%  
 3FG % 1st Half: 4-10 40.0% 2nd half: 2-6 33.3% Game: 6-16 37.5%  
 FT % 1st Half: 3-4 75.0% 2nd half: 5-6 83.3% Game: 8-10 80.0%

Deadball  
Rebounds  
1

**Oklahoma 73 • 14-11, 4-3**

#	Player		Total	3-Ptr	FT-FTA	Rebounds			PF	TP	A	TO	Blk	Stl	Min
			FG-FGA	FG-FGA		Off	Def	Tot							
04	Fitzgerald, Andrew	f	3-7	0-0	4-5	4	2	6	5	10	1	3	0	1	32
02	Pledger, Steven	g	4-11	2-8	0-0	1	0	1	1	10	6	2	0	0	40
14	Blair, Carl	g	6-9	1-4	6-7	0	5	5	1	19	7	3	0	3	37
21	Clark, Cameron	g	11-19	3-7	0-0	2	5	7	0	25	2	2	0	2	40
34	Davis, Cade	g	1-7	1-4	2-3	2	5	7	3	5	1	1	0	0	32
05	Washington, C.J.		2-2	0-0	0-0	2	2	4	3	4	0	1	1	1	11
11	Newell, Calvin		0-0	0-0	0-0	0	0	0	0	0	0	0	0	0	3
15	Neal, Tyler		0-1	0-1	0-0	0	1	1	0	0	0	0	0	0	5
Team						1	1	2							
Totals			27-56	7-24	12-15	12	21	33	13	73	17	12	1	7	200

FG % 1st Half: 13-27 48.1% 2nd half: 14-29 48.3% Game: 27-56 48.2%  
 3FG % 1st Half: 2-11 18.2% 2nd half: 5-13 38.5% Game: 7-24 29.2%  
 FT % 1st Half: 6-7 85.7% 2nd half: 6-8 75.0% Game: 12-15 80.0%

Deadball  
Rebounds  
0

Officials: R-Paul Janssen, U1-Kelly Self, U2-Bert Smith  
 Technical fouls: Baylor-None. Oklahoma-None.  
 Attendance: 6000

Score by periods	1st	2nd	Total
Baylor	39	27	66
Oklahoma	34	39	73

Points	In Paint	Off T/O	2nd Chance	Fast Break	Bench
BU	28	15	10	11	11
OU	18	21	12	8	4

Last FG - BU 2nd-00:31, OU 2nd-02:02.  
 Largest lead - BU by 7 1st-01:16, OU by 14 2nd-04:49.

Score tied - 3 times.  
 Lead changed - 3 times.



# BAYLOR BEARS



# OKLAHOMA SOONERS

2010-11	BIG 12	AP	ESPN	RPI
18-12	7-9 (7th)	NR	NR	83

2010-11	BIG 12	AP	ESPN	RPI
13-17	5-11 (10th)	NR	NR	134

BAYLOR VS. OKLAHOMA | GAME 31

March 9, 2011 (Sprint Center; Kansas City, Mo.)

## Baylor Player Broadcast Notes



3

### Fred Ellis ■ F

	MIN	PTS	REB	AST	FG%	3FG%	FT%
SEASON	15.6	3.6	2.3	0.8	40.9	27.6	78.1
BIG 12	12.0	1.5	1.4	0.7	34.5	14.3	75.0
CAREER	9.7	2.2	1.8	0.4	37.0	28.1	73.4

### 6-6 ■ 215 ■ Jr. ■ 2L ■ Sacramento, Calif.

- Graduated in speech communications from Baylor on Dec. 18
- Has scored 105 pts in 2010-11 (scored combined 80 points in first two seasons)
- Has scored more points in Big 12 this season than his first two seasons combined
- Started first 3 games of season at 2 guard position
- Scored career-high 14 points in career-first start vs. Grambling State (Nov. 12)
- Traveled to Kenya in May 2010 with Baylor Sports Ministry Team
- Averaged 6.1 minutes in 29 games as reserve forward in 2009-10



4

### Quincy Acy ■ F

	MIN	PTS	REB	BLK	FG%	3FG%	FT%
SEASON	30.8	12.1	7.4	1.5	53.0	00.0	68.9
BIG 12	30.3	10.4	6.8	1.6	52.5	00.0	63.2
CAREER	23.2	8.8	5.3	1.2	61.4	00.0	66.9

### 6-7 ■ 225 ■ Jr. ■ 2L ■ Mesquite, Texas

#### BIG 12 CO-SIXTH MAN AWARD / ALL-BIG 12 HONORABLE MENTION

- Tied for 4th on Baylor career list with 106 blocks
- Baylor is 34-11 when Acy scores 10+ points
- Has played in 66 consecutive games
- 171 of 339 career FGM have been dunks (50.4 percent)
- Baylor single-season leader in FG pct; ranks 2nd in career FG pct
- Nicknamed "The Cookie Monster"



5

### Perry Jones III ■ F

	MIN	PTS	REB	AST	FG%	3FG%	FT%
SEASON	33.9	13.9	7.2	1.2	54.9	20.0	66.4
BIG 12	36.6	15.6	6.9	0.9	55.9	50.0	75.6
CAREER	33.9	13.9	7.2	1.2	54.9	20.0	66.4

### 6-11 ■ 235 ■ Fr.-HS ■ Duncanville, Texas

#### ALL-BIG 12 SECOND TEAM / BIG 12 ALL-ROOKIE TEAM

- Has scored in double figures in 26 games
- 6+ rebounds in 26 games / 8+ rebounds in 10 games
- Leads Big 12 freshmen in scoring (13.9) and FG percentage (54.9)
- 6 20-point games — 5 in Big 12 play
- Highest-rated recruit in program history
- Nicknamed "PJ3"



11

### J'mison Morgan ■ F/C

	MIN	PTS	REB	BLK	FG%	3FG%	FT%
SEASON	12.6	3.0	2.4	1.1	52.9	00.0	40.9
BIG 12	11.9	2.5	2.1	1.1	55.6	00.0	58.8
CAREER	9.4	2.5	1.7	0.9	46.5	00.0	40.0

### 6-11 ■ 265 ■ Jr. ■ TR ■ Dallas, Texas

- Baylor 8-3 when Morgan blocks 2+ shots
- Has made 13 consecutive starts
- Has more blocks (34) this season than in 40 games at UCLA (26)
- Made career-first start in Baylor's 76-57 win vs. Oklahoma State (Jan. 22)
- Granted NCAA transfer waiver in Aug. 2010 and can play in 2010-11
- Played in 40 career games in two seasons at UCLA
- Nicknamed "BoBo"



14

### Dragan Sekelj ■ C

	MIN	PTS	REB	BLK	FG%	3FG%	FT%
SEASON	4.6	1.0	1.0	0.0	23.1	00.0	50.0
BIG 12	1.3	0.0	0.0	0.0	00.0	00.0	00.0
CAREER	3.4	1.3	0.9	0.2	34.6	50.0	64.3

### 7-0 ■ 265 ■ So. ■ 1L ■ Zagreb, Croatia

- DNP 11 of last 12 games
- Has played 1 minute in Big 12 play this season
- Grabbed 3 rebounds in career-high 13 minutes off bench vs. San Diego (Dec. 22)
- Scored season-high 5 points in 6 minutes vs. Prairie View A&M (Nov. 29)
- Addition of Sekelj continues Drew's trend of recruiting international talent
- Led Cibona Zagreb to third-place finish at 2009 Croatian Junior Nationals
- Member U16 and U18 Croatia National Teams



20

### Stargell Love ■ G

	MIN	PTS	REB	AST	FG%	3FG%	FT%
SEASON	12.0	2.2	1.5	1.5	36.8	21.1	66.7
BIG 12	10.8	2.4	1.3	1.1	35.6	26.7	50.0
CAREER	12.0	2.2	1.5	1.5	36.8	21.1	66.7

### 6-3 ■ 175 ■ Fr. ■ HS ■ Lumberton, N.C.

- Missed 7 games with stress fracture in left foot
- Knocked down 35-foot shot to end first half at Missouri (Feb. 25)
- Career-high 11 points in 18 minutes in loss at Kansas State (Jan. 24)
- Scored 5 points at Texas Tech (Jan. 8) in return from injury
- Averaged 17.0 points, 10.0 assists and 3.0 steals as HS senior in 2009-10
- Guided Quality Education Academy to back-to-back National Christian Schools titles
- 2010 McDonald's High School All-American nominee



22

### A.J. Walton ■ G

	MIN	PTS	REB	AST	FG%	3FG%	FT%
SEASON	32.9	7.9	3.2	4.9	40.7	39.4	63.1
BIG 12	32.6	6.8	2.9	4.3	36.2	37.8	59.1
CAREER	24.4	5.6	2.7	3.3	43.7	41.7	60.6

### 6-1 ■ 185 ■ So. ■ 1L ■ Little Rock, Ark.

- Leads Big 12 in steals, 2nd in assists
- 3+ steals in 13 games
- Ranks 5th on Baylor single-season list with 67 steals (sophomore record)
- Swiped season-high 5 steals in win over Oklahoma (Jan. 11)
- Scored career-high 15 points in 68-61 loss to Florida State (Dec. 25)
- Career-high 10 assists in 83-39 win vs. Bethune-Cookman (Dec. 15)
- Played for Athletes In Action's 10-day European Tour in June 2010



24

### LaceDarius Dunn ■ G

	MIN	PTS	REB	AST	FG%	3FG%	FT%
SEASON	35.2	19.8	3.8	2.1	40.4	36.4	82.7
BIG 12	36.6	17.8	3.4	2.0	38.0	33.3	83.3
CAREER	29.5	17.1	4.4	1.3	43.7	39.6	83.6

### 6-4 ■ 200 ■ Sr. ■ 3L ■ Monroe, La.

#### ALL-BIG 12 FIRST TEAM (coaches)

- Baylor and Big 12 all-time leading scorer with 2,274 career points
- Leads Big 12 in scoring (19.8) and 3FG/made (3.26)
- Has 387 career 3FG — needs 3 to become Big 12's all-time leader
- Second on NCAA Division I active career 3FG list; 14th all-time on DI career list
- Has made 3FG in school-record 44 consecutive games
- Baylor is 25-4 when Dunn has 3+ assists



34

### Cory Jefferson ■ F

	MIN	PTS	REB	BLK	FG%	3FG%	FT%
SEASON	—	—	—	—	—	—	—
BIG 12	—	—	—	—	—	—	—
CAREER	4.6	1.3	1.2	0.2	39.1	00.0	69.2

### 6-9 ■ 200 ■ So. ■ 1L ■ Killeen, Texas

- Redshirting this season; Will have 3 years of eligibility remaining
- Played in 21 games as a reserve power forward in 2009-10
- Big 12 Commissioner's Honor Roll (Fall 2009)
- Played for Athletes In Action's 10-day European Tour in June 2010
- All-time leading shot blocker in Killeen HS history



41

### Anthony Jones ■ F

	MIN	PTS	REB	AST	FG%	3FG%	FT%
SEASON	29.5	8.3	5.3	0.9	51.8	39.7	81.3
BIG 12	30.6	8.9	4.8	0.7	57.5	53.8	73.1
CAREER	22.8	5.8	4.0	0.7	44.2	34.1	73.1

### 6-10 ■ 190 ■ Jr. ■ 2L ■ Houston, Texas

- Grabbed 5+ rebounds in 20 games this season (8 with 7+ rebounds)
- Has 82 personal fouls in 91 career games (one PF per 25.3 career minutes played)
- Baylor is 15-4 when Jones scores in double figures
- Ranks 8th in school history in both overall wins (62) and Big 12 wins (20)
- Hit GW shot with 3.1 seconds left for Baylor 76-74 OT win at No. 16 Texas A&M
- Tied career high with 17 points in loss to No. 2 Kansas (Jan. 17)
- Nicknamed "Ant"