2004-05 In Review

Final Standings

	Conference					Overall								vs. Ranked Teams	
	W	L	Pct.	H	A	W	L	Pct.	H	A	N	Last 10	Streak	Top 10	Top 25
Baylor&*!^	14	2	.875	8-0	6-2	33	3	.917	14-0	9-2	10-1	10-0	W20	4-1	11-2
Texas^	13	3	.813	8-0	5-3	22	9	.710	13-1	7-6	2-2	8-2	L1	2-2	5-8
Kansas State^	12	4	.750	7-1	5-3	24	8	.750	11-2	7-3	6-3	7-3	L1	2-3	3-5
Texas Tech^	12	4	.750	6-2	6-2	24	8	.750	14-2	6-3	4-3	7-3	L1	0-5	3-7
Iowa State^	12	4	.750	8-0	4-4	23	7	.767	15-0	6-5	2-2	5-5	L2	0-1	3-3
Nebraska#	8	8	.500	5-3	3-5	18	14	.563	12-4	4-8	2-2	4-6	L1	1-3	2-8
Oklahoma^	8	8	.500	4-4	4-4	17	13	.567	9-4	5-5	3-4	4-6	L2	0-3	2-9
Kansas	5	11	.313	3-5	2-6	12	16	.429	9-7	3-8	0-1	3-7	L4	0-2	0-8
Missouri	4	12	.250	2-6	2-6	11	18	.379	5-8	3-9	3-1	4-6	L1	0-3	0-9
Texas A&M#	4	12	.250	3-5	1-7	16	15	.516	11-5	2-8	4-1	3-7	L1	0-2	0-8
Oklahoma State	2	14	.125	2-6	0-8	7	20	.259	7-8	0-11	0-1	1-9	L7	0-2	0-8
Colorado	2	14	.125	1-7	1-7	9	19	.321	5-9	3-9	1-1	1-9	L1	0-2	0-8

&NCAA Champion *Big 12 Champion !Big 12 Tournament Champion ^NCAA Tournament Participant #WNIT Participant

2005 NCAA DIVISION I WOMEN'S BASKETBALL CHAMPIONSHIP

Baylor Wins 2005 National Championship

Final Four
April 3 & 5, Indianapolis, Ind. (RCA Dome)
No. 2 Baylor 68, No. 1 LSU 57 [ESPN]
No. 2 Baylor 84, No. 1 Michigan State 62 [ESPN]

Regionals
Tempe Regional
March 26 & 28, Tempe, Ariz. (Wells Fargo Arena)
No. 2 Baylor 64, No. 3 Minnesota 57 [ESPN]
No. 2 Baylor 72, No. 1 North Carolina 63 [ESPN]

Philadelphia Regional
March 27 & 29, Philadelphia (The Liacouras Center)
No. 1 Tennessee 75, **No. 4 Texas Tech 59** [ESPN]

First and Second Rounds
Chattanooga Regional
March 20, Knoxville, Tenn. (Thompson-Boling Arena)
No. 9 Arizona 72, **No. 8 Oklahoma 69** [ESPN2]

March 19 & 21, Dallas, Texas (Reunion Arena)
No. 3 Texas 64, No. 14 Oral Roberts 47 [ESPN/ESPNU]
No. 6 Georgia 70, **No. 3 Texas 68** [ESPN]

Tempe Regional
March 19 & 21, Seattle, Wash. (Bank of America Arena)
No. 2 Baylor 91, No. 15 Illinois State 70 [ESPN2/ESPNU]
No. 2 Baylor 69, No. 10 Oregon 46 [ESPN2]

Philadelphia Regional
March 19 & 21, Dallas, Texas (Reunion Arena)
No. 4 Texas Tech 69, No. 13 Texas-Arlington 49 [ESPN2/ESPNU]
No. 4 Texas Tech 80, No. 12 Middle Tennessee 69 [ESPN2]

Kansas City Regional
March 19 & 21, Seattle, Wash. (Bank of America Arena)
No. 4 Kansas State 70, No. 13 Bowling Green 60 [ESPN2]
No. 5 Vanderbilt 63, **No. 4 Kansas State 60** [ESPN2]

March 19, Fresno, Calif. (Save Mart Center)
No. 10 Utah 73, **No. 7 Iowa State 61** [ESPN2]

2005 POSTSEASON SPORTSVIEW.TV WNIT

Quarterfinals
March 24, Springfield, Mo. (Hammons Student Center)
at Missouri State 62, **Texas A&M 60**

Second Round
March 21, College Station, Texas (Reed Arena)
at **Texas A&M 65,** Texas A&M-Corpus Christi 59

March 21, Lincon, Neb. (Bob Devaney Sports Center)
Iowa 71, at **Nebraska 67**

First Round
March 16, College Station, Texas (Reed Arena)
at **Texas A&M 73,** Tulsa 62

March 17, Milwaukee, Wis. (Al McGuire Center)
Nebraska 66, at Marquette 57

2005 PHILLIPS 66 BIG 12 WOMEN'S BASKETBALL CHAMPIONSHIP
Kansas City, Mo.
(Municipal Auditorium)

Tuesday, March 8
No. 9 Missouri 62, No. 8 Kansas 57
No. 5 Iowa State 64, No. 12 Colorado 62 (3,251)
No. 7 Oklahoma 86, No. 10 Texas A&M 65
No. 6 Nebraska 60, No. 11 Oklahoma State 45 (4,345)

Wednesday, March 9
No. 1 Baylor 70, No. 9 Missouri 52 [FSN]
No. 4 Texas Tech 61, No. 5 Iowa State 59 [FSN] (5,119)
No. 2 Texas 65, No. 7 Oklahoma 59 [FSN]
No. 3 Kansas State 71, No. 6 Nebraska 45 [FSN] (4,038)

Thursday, March 10
No. 1 Baylor 58, No. 4 Texas Tech 57 [FSN]
No. 3 Kansas State 72, No. 2 Texas 69 [FSN] (4,068)

Saturday, March 12
No. 1 Baylor 68, No. 3 Kansas State 55 [FSN] (6,108)

Championship Attendance: 26,929 Average: 4,488

2004-05 Big 12 Honors

Phillips 66 All-Big 12 Team
First Team
Kendra Wecker, Kansas State
Sophia Young, Baylor
Tiffany Jackson, Texas
Dionnah Jackson, Oklahoma
Anne O'Neil, Iowa State
Steffanie Blackmon, Baylor
Erin Grant, Texas Tech
Jamie Carey, Texas
Cisti Greenwalt, Texas Tech
Kiera Hardy, Nebraska

Second Team
Leah Rush, Oklahoma
Katie Robinette, Iowa State
Laurie Koehn, Kansas State
Chesley Dabbs, Texas Tech
Heather Schreiber, Texas

Honorable Mention
Veronica Johns-Richardson, Colorado
Crystal Kemp, Kansas
Erica Hallman, Kansas
Megan Mahoney, Kansas State
Tiffany Brooks, Missouri
Christelle N'Garsanet, Missouri
Jina Johansen, Nebraska
Nina Stone, Oklahoma State
Morenike Atunrase, Texas A&M
Alesha Robertson, Texas Tech
LaToya Davis, Texas Tech

Coach of the Year
Kim Mulkey-Robertson, Baylor
Player of the Year
Kendra Wecker, Kansas State
Newcomer of the Year
Jelena Spiric, Nebraska
Freshman of the Year
Morenike Atunrase, Texas A&M

Phillips 66 Big 12 All-Tournament Team
Sophia Young, Baylor (MVP)
Steffanie Blackmon, Baylor
Kendra Wecker, Kansas State
Megan Mahoney, Kansas State
Tiffany Jackson, Texas

Kodak/WBCA All-America Team
Sophia Young, Baylor
Kendra Wecker, Kansas State

Kodak/WBCA Honorable Mention
Steffanie Blackmon, Baylor
Dionnah Jackson, Oklahoma
Tiffany Jackson, Texas
Anne O'Neil, Iowa State

USBWA All-America Team
Sophia Young, Baylor
Kendra Wecker, Kansas State
Tiffany Jackson, Texas

Associated Press All-America Team
First Team
Kendra Wecker, Kansas State

Second Team
Sophia Young, Baylor

Third Team
Steffanie Blackmon, Baylor
Tiffany Jackson, Texas

Honorable Mention
Anne O'Neil, Iowa State
Dionnah Jackson, Oklahoma

Final Four All-Tournament Team
Sophia Young, Baylor (MOP)
Steffanie Blackmon, Baylor
Emily Niemann, Baylor

Tempe All-Regional Team
Sophia Young, Baylor (MOP)
Abiola Wabara, Baylor

Wooden Award All-America Team
Kendra Wecker, Kansas State

Wooden Award Finalists
Steffanie Blackmon, Baylor
Sophia Young, Baylor
Tiffany Jackson, Texas

Senior CLASS Award
Kendra Wecker, Kansas State

Senior CLASS Award Finalist
Steffanie Blackmon, Baylor

Coach Wooden Cup Finalist
Dionnah Jackson, Oklahoma

Creamland Dairies Award of Excellence Finalist
Kendra Wecker, Kansas State

WBCA All-Star Challenge
Steffanie Blackmon, Baylor (DNP due to Final Four appearance)
Kendra Wecker, Kansas State
Laurie Koehn, Kansas State
Dionnah Jackson, Oklahoma
Jamie Carey, Texas
Heather Schreiber, Texas

ESPN Three-Point Championship
Anne O'Neil, Iowa State
Laurie Koehn, Kansas State
Kendra Wecker, Kansas State
Jamie Carey, Texas

WBCA Region 5 Coach of the Year
Bill Fennelly, Iowa State

WBCA Player of the Month (February)
Kendra Wecker, Kansas State

Lieberman Point Guard of the Year Finalists
Dionnah Jackson, Oklahoma
Jamie Carey, Texas
Erin Grant, Texas Tech

The V Foundation Comeback of the Year Finalist
Cisti Greenwalt, Texas Tech

Naismith Coach of the Year Finalists
Kim Mulkey-Robertson, Baylor
Bill Fennelly, Iowa State
Deb Patterson, Kansas State
Marsha Sharp, Texas Tech

Carol Eckman Award
Bonnie Henrickson, Kansas

Academic Honors

ESPN the Magazine/CoSIDA Academic All-America Team
First Team
Anne O'Neil, Iowa State

Second Team
Laurie Koehn, Kansas State

Third Team
Steffanie Blackmon, Baylor
Jamie Carey, Texas

District VI
First Team
Steffanie Blackmon, Baylor
Jamie Carey, Texas

District VII
First Team
Anne O'Neil, Iowa State
Laurie Koehn, Kansas State

Second Team
Megan Mahoney, Kansas State
Kendra Wecker, Kansas State

Academic All-Big 12 Team
First Team
Steffanie Blackmon, Baylor
Chanelle Fox, Baylor
Whitney Law, Colorado
Sarah Lini, Colorado
Mary Fox, Iowa State
Lisa Kriener, Iowa State
Lyndsey Medders, Iowa State
Anne O'Neil, Iowa State
Tracy Paustian, Iowa State
Megan Ronhovde, Iowa State
Brittany Wilkins, Iowa State
Crystal Kemp, Kansas
Blair Waltz, Kansas
Laurie Koehn, Kansas State
Megan Mahoney, Kansas State
Jessica McFarland, Kansas State
Twiggy McIntyre, Kansas State
Kendra Wecker, Kansas State
Christelle N'Garsanet, Missouri
Megan Roney, Missouri
Carlynn Savant, Missouri
Jessica Gerhart, Nebraska
Jina Johansen, Nebraska
Laura Andrews, Oklahoma
Beky Preston, Oklahoma
Lauren Shoush, Oklahoma
Antoinette Wadsworth, Oklahoma
Chelsi Welch, Oklahoma
Brittany Dietz, Oklahoma State
Destanie Sykes, Oklahoma State
Lynsie Tischhauser, Oklahoma State
Jamie Carey, Texas
Mindy Garrison, Texas A&M
Jennifer Wilks, Texas A&M
Brooke Baughman, Texas Tech
Chesley Dabbs, Texas Tech
Erin Grant, Texas Tech

Second Team
Veronica Johns-Richardson, Colorado
Brie Madden, Kansas State
Blair Hardiek, Missouri
Chelsea Aubry, Nebraska
Erin Higgins, Oklahoma
Leah Rush, Oklahoma
Krista Sanchez, Oklahoma
Coco Reed, Texas
Alesha Robertson, Texas Tech

2004-05 Big 12 Team Statistics

(All Games-NCAA Rankings in Parentheses)

SCORING OFFENSE

##	Team	G	W-L	Pts	Avg/G
1.	Iowa State (8)	30	23-7	2273	75.8
2.	Baylor (9)	36	33-3	2673	74.2
3.	Texas Tech (23)	32	24-8	2293	71.7
4.	Kansas State (25)	32	24-8	2284	71.4
5.	Texas	31	22-9	2170	70.0
6.	Oklahoma	30	17-13	2071	69.0
7.	Nebraska	32	18-14	2203	68.8
8.	Texas A&M	31	16-15	1992	64.3
9.	Colorado	28	9-19	1763	63.0
10.	Missouri	29	11-18	1734	59.8
11.	Kansas	28	12-16	1625	58.0
12.	Oklahoma State	27	7-20	1563	57.9

SCORING DEFENSE

##	Team	G	Pts	Avg/G
1.	Texas Tech (19)	32	1768	55.2
2.	Texas (T23)	31	1717	55.4
3.	Kansas State	32	1807	56.5
4.	Kansas	28	1620	57.9
5.	Baylor	36	2185	60.7
6.	Oklahoma	30	1875	62.5
7.	Texas A&M	31	1942	62.6
8.	Iowa State	30	1893	63.1
9.	Missouri	29	1877	64.7
10.	Oklahoma State	27	1760	65.2
11.	Nebraska	32	2094	65.4
12.	Colorado	28	2005	71.6

SCORING MARGIN

##Team		G	OFF	DEF	Margin
1.	Texas Tech (9)	32	71.7	55.2	+16.4
2.	Kansas State (12)	32	71.4	56.5	+14.9
3.	Texas (14)	31	70.0	55.4	+14.6
4.	Baylor (15)	36	74.2	60.7	+13.6
5.	Iowa State (19)	30	75.8	63.1	+12.7
6.	Oklahoma	30	69.0	62.5	+6.5
7.	Nebraska	32	68.8	65.4	+3.4
8.	Texas A&M	31	64.3	62.6	+1.6
9.	Kansas	28	58.0	57.9	+0.2
10.	Missouri	29	59.8	64.7	-4.9
11.	Oklahoma State	27	57.9	65.2	-7.3
12.	Colorado	28	63.0	71.6	-8.6

FREE THROW PERCENTAGES

##Team		G	FTM	FTA	Pct
1.	Iowa State (22)	30	404	539	.750
2.	Nebraska (24)	32	432	577	.749
3.	Kansas State	32	302	412	.733
4.	Oklahoma	30	370	511	.724
5.	Oklahoma State	27	294	413	.712
6.	Texas Tech	32	433	618	.701
7.	Baylor	36	558	800	.698
8.	Texas	31	418	606	.690
9.	Colorado	28	339	504	.673
10.	Missouri	29	332	506	.656
11.	Kansas	28	242	371	.652
12.	Texas A&M	31	385	631	.610

FIELD GOAL PERCENTAGES

##Team		G	FG	FGA	Pct
1.	Baylor (13)	36	976	2120	.460
2.	Texas Tech (18)	32	871	1908	.456
3.	Iowa State (20)	30	804	1766	.455
4.	Texas (21)	31	804	1777	.452
5.	Kansas State (22)	32	876	1963	.446
6.	Nebraska	32	805	1901	.423
7.	Oklahoma	30	756	1796	.421
8.	Kansas	28	629	1541	.408
9.	Colorado	28	640	1597	.401
10.	Missouri	29	642	1602	.401
11.	Oklahoma State	27	583	1499	.389
12.	Texas A&M	31	732	1884	.389

FIELD GOAL PCT DEFENSE

##	Team	G	FG	FGA	Pct
1.	Texas Tech (6)	32	662	1901	.348
2.	Kansas State (24)	32	623	1708	.365
3.	Iowa State	30	702	1877	.374
4.	Texas	31	664	1753	.379
5.	Baylor	36	776	2024	.383
6.	Oklahoma	30	669	1720	.389
7.	Kansas	28	590	1448	.407
8.	Missouri	29	724	1752	.413
9.	Nebraska	32	804	1907	.422
10.	Colorado	28	738	1720	.429
11.	Oklahoma State	27	645	1501	.430
12.	Texas A&M	31	714	1591	.449

3-POINT FIELD GOAL PERCENTAGES

##	Team	G	FG	FGA	Pct
1.	Baylor (2)	36	163	400	.408
2.	Iowa State (7)	30	261	673	.388
3.	Kansas State (18)	32	230	622	.370
4.	Texas Tech	32	118	330	.358
5.	Texas (T28)	31	144	408	.353
6.	Colorado	28	144	425	.339
7.	Nebraska	32	161	484	.333
8.	Oklahoma	30	189	571	.331
9.	Kansas	28	125	385	.325
10.	Missouri	29	118	373	.316
11.	Texas A&M	31	143	465	.308
12.	Oklahoma State	27	103	340	.303

3-POINT FIELD GOAL PCT DEFENSE

##	Team	G	FG	FGA	Pct
1.	Texas Tech	32	99	349	.284
2.	Oklahoma	30	138	485	.285
3.	Iowa State	30	194	654	.297
4.	Baylor	36	162	545	.297
5.	Texas	31	119	383	.311
6.	Kansas	28	108	339	.319
7.	Nebraska	32	174	537	.324
8.	Kansas State	32	146	447	.327
9.	Oklahoma State	27	131	395	.332
10.	Texas A&M	31	114	330	.345
11.	Missouri	29	148	417	.355
12.	Colorado	28	195	519	.376

REBOUNDING OFFENSE

##	Team	G	Reb	Avg/G
1.	Texas Tech	32	1326	41.4
2.	Iowa State	30	1204	40.1
3.	Baylor	36	1429	39.7
4.	Oklahoma	30	1188	39.6
5.	Kansas State	32	1262	39.4
6.	Texas	31	1195	38.5
7.	Colorado	28	1037	37.0
8.	Nebraska	32	1159	36.2
9.	Missouri	29	1044	36.0
10.	Oklahoma State	27	945	35.0
11.	Kansas	28	949	33.9
12.	Texas A&M	31	1046	33.7

REBOUNDING DEFENSE

##	Team	G	Reb	Avg/G
1.	Kansas State	32	1035	32.3
2.	Baylor	36	1183	32.9
3.	Texas	31	1040	33.5
4.	Kansas	28	965	34.5
5.	Iowa State	30	1064	35.5
6.	Texas Tech	32	1136	35.5
7.	Oklahoma State	27	968	35.9
8.	Oklahoma	30	1081	36.0
9.	Nebraska	32	1172	36.6
10.	Colorado	28	1076	38.4
11.	Missouri	29	1117	38.5
12.	Texas A&M	31	1233	39.8

2004-05 Big 12 Team Statistics

(All Games-NCAA Rankings in Parentheses)

REBOUNDING MARGIN

##	Team	G	Team	Avg	Opp	Avg	Margin
1.	Kansas State (13)	32	1262	39.4	1035	32.3	+7.1
2.	Baylor (17)	36	1429	39.7	1183	32.9	+6.8
3.	Texas Tech (23)	32	1326	41.4	1136	35.5	+5.9
4.	Texas	31	1195	38.5	1040	33.5	+5.0
5.	Iowa State	30	1204	40.1	1064	35.5	+4.7
6.	Oklahoma	30	1188	39.6	1081	36.0	+3.6
7.	Nebraska	32	1159	36.2	1172	36.6	-0.4
8.	Kansas	28	949	33.9	965	34.5	-0.6
9.	Oklahoma State	27	945	35.0	968	35.9	-0.9
10.	Colorado	28	1037	37.0	1076	38.4	-1.4
11.	Missouri	29	1044	36.0	1117	38.5	-2.5
12.	Texas A&M	31	1046	33.7	1233	39.8	-6.0

TURNOVER MARGIN

##	Team	G	Team	Avg	Opp	Avg	Margin
1.	Texas A&M	31	430	13.9	661	21.3	+7.45
2.	Texas	31	500	16.1	582	18.8	+2.65
3.	Kansas State	32	456	14.3	524	16.4	+2.13
4.	Baylor	36	536	14.9	605	16.8	+1.92
5.	Nebraska	32	493	15.4	549	17.2	+1.75
6.	Kansas	28	431	15.4	465	16.6	+1.21
7.	Texas Tech	32	439	13.7	470	14.7	+0.97
8.	Oklahoma	30	483	16.1	507	16.9	+0.80
9.	Iowa State	30	445	14.8	432	14.4	-0.43
10.	Oklahoma State	27	524	19.4	471	17.4	-1.96
11.	Missouri	29	506	17.4	448	15.4	-2.00
12.	Colorado	28	575	20.5	505	18.0	-2.50

ASSIST/TURNOVER RATIO

##	Team	G	Asst	Avg	Turn	Avg	Ratio
1.	Texas Tech	32	554	17.3	439	13.7	1.26
2.	Baylor	36	648	18.0	536	14.9	1.21
3.	Kansas State	32	545	17.0	456	14.3	1.20
4.	Iowa State	30	494	16.5	445	14.8	1.11
5.	Texas A&M	31	457	14.7	430	13.9	1.06
6.	Oklahoma	30	512	17.1	483	16.1	1.06
7.	Kansas	28	398	14.2	431	15.4	0.92
8.	Nebraska	32	452	14.1	493	15.4	0.92
9.	Texas	31	408	13.2	500	16.1	0.82
10.	Missouri	29	361	12.4	506	17.4	0.71
11.	Colorado	28	361	12.9	575	20.5	0.63
s12.	Oklahoma State	27	312	11.6	524	19.4	0.60

BLOCKED SHOTS

##	Team	G	Bls	Avg/G
1.	Texas Tech (2)	32	232	7.25
2.	Texas (22)	31	156	5.03
3.	Missouri (25)	29	140	4.83
4.	Texas A&M	31	134	4.32
5.	Baylor	36	152	4.22
	Oklahoma State	27	114	4.22
7.	Kansas State	32	128	4.00
8.	Iowa State	30	110	3.67
9.	Colorado	28	92	3.29
10.	Oklahoma	30	90	3.00
11.	Kansas	28	70	2.50
12.	Nebraska	32	72	2.25

ASSISTS

##	Team	G	Assts	Avg/G
1.	Baylor (5)	36	648	18.00
2.	Texas Tech (9)	32	554	17.31
3.	Oklahoma (13)	30	512	17.07
4.	Kansas State (15)	32	545	17.03
5.	Iowa State (22)	30	494	16.47
6.	Texas A&M	31	457	14.74
7.	Kansas	28	398	14.21
8.	Nebraska	32	452	14.13
9.	Texas	31	408	13.16
10.	Colorado	28	361	12.89
11.	Missouri	29	361	12.45
12.	Oklahoma State	27	312	11.56

STEALS

##	Team	G	Stls	Avg/G
1.	Texas A&M	31	337	10.87
2.	Texas	31	318	10.26
3.	Oklahoma State	27	273	10.11
4.	Baylor	36	341	9.47
5.	Nebraska	32	287	8.97
6.	Kansas State	32	281	8.78
7.	Oklahoma	30	242	8.07
8.	Kansas	28	217	7.75
9.	Missouri	29	224	7.72
10.	Colorado	28	214	7.64
11.	Texas Tech	32	224	7.00
12.	Iowa State	30	196	6.53

OFFENSIVE REBOUNDS

##	Team	G	No.	Avg/G
1.	Texas A&M	31	452	14.58
2.	Baylor	36	481	13.36
3.	Texas	31	410	13.23
4.	Texas Tech	32	421	13.16
5.	Kansas State	32	418	13.06
6.	Oklahoma	30	369	12.30
7.	Kansas	28	343	12.25
8.	Oklahoma State	27	330	12.22
9.	Colorado	28	329	11.75
	Nebraska	32	376	11.75
11.	Missouri	29	331	11.41
12.	Iowa State	30	336	11.20

DEFENSIVE REBOUNDS

##	Team	G	No.	Avg/G
1.	Iowa State	30	868	28.93
2.	Texas Tech	32	905	28.28
3.	Oklahoma	30	819	27.30
4.	Kansas State	32	844	26.38
5.	Baylor	36	948	26.33
6.	Texas	31	785	25.32
7.	Colorado	28	708	25.29
8.	Missouri	29	713	24.59
9.	Nebraska	32	783	24.47
10.	Oklahoma State	27	615	22.78
11.	Kansas	28	606	21.64
12.	Texas A&M	31	594	19.16

3-POINT FIELD GOALS MADE

##	Team	G	3FG	Avg/G
1.	Iowa State (3)	30	261	8.70
2.	Kansas State (11)	32	230	7.19
3.	Oklahoma	30	189	6.30
4.	Colorado	28	144	5.14
5.	Nebraska	32	161	5.03
6.	Texas	31	144	4.65
7.	Texas A&M	31	143	4.61
8.	Baylor	36	163	4.53
9.	Kansas	28	125	4.46
10.	Missouri	29	118	4.07
11.	Oklahoma State	27	103	3.81
12.	Texas Tech	32	118	3.69

2004-05 Big 12 Individual Statistics

(All Games - NCAA Rankings in Parentheses; Returners Underlined)

SCORING

##	Player-Team	Cl	G	FG	3FG	FT	Pts	Avg/G
1.	Wecker, Kendra-KS (7)	SR	29	240	40	89	609	21.0
2.	Hardy, Kiera-NU (25)	SO	32	226	85	72	609	19.0
3.	Young, Sophia-BU (32)	JR	36	266	0	129	661	18.4
4.	Jackson, Tiffany-UT (T34)	SO	31	224	0	120	568	18.3
5.	O'Neil, Anne-IS	SR	30	158	58	124	498	16.6
6.	Rush, Leah-OU	SO	30	178	15	94	465	15.5
7.	Blackmon, Steffanie-BU	SR	36	195	0	163	553	15.4
8.	Robinette, Katie-IS	SR	30	175	3	93	446	14.9
9.	Jackson, Dionnah-OU	SR	30	158	17	105	438	14.6
10.	Stone,Nina-OS	SR	27	140	47	67	394	14.6
11.	Kemp, Crystal-KU	JR	28	165	2	55	387	13.8
12.	Hallman, Erica-KU	JR	28	133	61	39	366	13.1
13.	Greenwalt, Cisti-TT	SR	32	161	0	92	414	12.9
14.	N'Garsanet, C'stelle-MU	JR	29	147	0	70	364	12.6
15.	Robertson, Alesha-TT	SO	32	136	57	71	400	12.5
16.	Davis, LaToya-TT	JR	31	157	0	72	386	12.5
17.	Koehn, Laurie-KS	SR	32	136	98	27	397	12.4
18.	Carey, Jamie-UT	SR	31	133	70	42	378	12.2
19.	Dabbs, Chesley-TT	JR	32	159	17	54	389	12.2
20.	Bond, LaToya-MU	JR	29	118	25	85	346	11.9
21.	Conder,Taleesha-OS	FR	27	112	16	58	298	11.0
22.	Fox, Mary-IS	SR	30	112	70	25	319	10.6
23.	Atunrase, Morenike-TA	FR	31	120	14	69	323	10.4
24.	Schreiber, Heather-UT	SR	31	109	43	56	317	10.2
25.	Burras, Aquanita-KU	SR	28	115	12	41	283	10.1
26.	McFarland, Jackie-CU	FR	27	98	0	75	271	10.0
27.	Ilic, Jasmina-CU	SO	28	104	38	34	280	10.0
28.	Johns-Richardson, V.-CU	SR	28	103	35	38	279	10.0
29.	Niemann, Emily-BU	SO	36	121	64	45	351	9.8
30.	Medders, Lyndsey-IS	SO	30	100	45	47	292	9.7

Double-Doubles

No.	Name - Team
17	Young, Sophia - Baylor
17	Wecker, Kendra - Kansas State
11	Jackson, Dionnah - Oklahoma
10	Kemp, Crystal - Kansas
10	Jackson, Tiffany - Texas
10	Greenwalt, Cisti - Texas Tech
9	Robinette, Katie - Iowa State
7	Blackmon, Steffanie - Baylor
5	McFarland, Jackie - Colorado
5	Davis, LaToya - Texas Tech
4	O'Neil, Anne - Iowa State
4	Nedovic, Anna - Colorado
3	Rush, Leah - Oklahoma
3	N'Garsanet, C'stelle - Missouri
3	Medders, Lyndsey - Iowa State
2	Scales, Tamea - Texas A&M
2	Ronhovde, Megan - Iowa State
2	McIntosh, Taylor - Kansas
2	Law, Whitney - Colorado
2	Conder,Taleesha - Oklahoma State
1	Stone,Nina - Oklahoma State
1	Scott, Chameka - Baylor
1	Savant, Carlynn - Missouri
1	Roy, Erica - Texas A&M
1	Robertson, Alesha - Texas Tech
1	Riddle, EeTisha - Missouri
1	Page, Danielle - Nebraska
1	Mahoney, Megan - Kansas State
1	Madden, Brie - Kansas State
1	Ilic, Jasmina - Colorado
1	Grant, Erin - Texas Tech
1	Gerhart, Jessica - Nebraska
1	Franklin, A'Quonesia - Texas A&M
1	Fox, Chanelle - Baylor
1	Atunrase, Morenike - Texas A&M
1	Andrews, Laura - Oklahoma

REBOUNDING

##	Player-Team	Cl	G	OFF	DEF	TOT	Avg/G
1.	Wecker, Kendra-KS (22)	SR	29	69	223	292	10.1
2.	Young, Sophia-BU	JR	36	126	208	334	9.3
3.	Kemp, Crystal-KU	JR	28	80	166	246	8.8
4.	Jackson, Tiffany-UT	SO	31	79	192	271	8.7
5.	Greenwalt, Cisti-TT	SR	32	68	208	276	8.6
6.	Jackson, Dionnah-OU	SR	30	72	183	255	8.5
7.	Blackmon, Steffanie-BU	SR	36	91	194	285	7.9
8.	Davis, LaToya-TT	JR	31	114	130	244	7.9
9.	Robinette, Katie-IS	SR	30	71	151	222	7.4
10.	McIntosh, Taylor-KU	FR	28	86	97	183	6.5
11.	N'Garsanet, C'stelle-MU	JR	29	96	93	189	6.5
12.	Scales, Tamea-TA	JR	31	98	104	202	6.5
13.	Nedovic, Anna-CU	SO	28	54	127	181	6.5
14.	O'Neil, Anne-IS	SR	30	24	168	192	6.4
15.	Rush, Leah-OU	SO	30	61	129	190	6.3
16.	Mahoney, Megan-KS	SR	30	61	126	187	6.2
17.	McFarland, Jackie-CU	FR	27	65	103	168	6.2
18.	Savant, Carlynn-MU	SO	29	38	134	172	5.9
19.	Schreiber, Heather-UT	SR	31	54	120	174	5.6
20.	Richards, Kara-CU	FR	28	58	90	148	5.3

FIELD GOAL PCT (Min. 3.0 made per game)

##	Player-Team	Cl	G	FG	FGA	Pct
1.	Davis, LaToya-TT (4)	JR	31	157	256	.613
2.	Jackson, Tiffany-UT (19)	SO	31	224	400	.560
3.	Young, Sophia-BU	JR	36	266	506	.526
4.	Reado, Patrice-TA	FR	31	99	189	.524
5.	Greenwalt, Cisti-TT	SR	32	161	315	.511
6.	Kemp, Crystal-KU	JR	28	165	327	.505
7.	Robinette, Katie-IS	SR	30	175	353	.496
8.	Niemann, Emily-BU	SO	36	121	247	.490
9.	Mahoney, Megan-KS	SR	30	113	236	.479
10.	Wecker, Kendra-KS	SR	29	240	504	.476
11.	Aubry, Chelsea-NU	SO	29	99	212	.467
12.	N'Garsanet, C'stelle-MU	JR	29	147	316	.465
13.	Rush, Leah-OU	SO	30	178	383	.465
14.	Blackmon, Steffanie-BU	SR	36	195	421	.463
15.	O'Neil, Anne-IS	SR	30	158	342	.462

ASSISTS

##	Player-Team	Cl	G	Assts	Avg/G
1.	Grant, Erin-TT (3)	JR	31	218	7.03
2.	Medders, Lyndsey-IS (12)	SO	30	180	6.00
3.	Johansen, Jina-NU (16)	SR	32	191	5.97
4.	Jackson, Dionnah-OU (21)	SR	30	173	5.77
5.	Whitaker, Chelsea-BU	SR	33	170	5.15
6.	Hallman, Erica-KU	JR	28	142	5.07
7.	Franklin, A'Quonesia-TA	FR	31	155	5.00
8.	O'Neil, Anne-IS	SR	30	121	4.03
9.	Bond, LaToya-MU	JR	29	116	4.00
10.	Mahoney, Megan-KS	SR	30	106	3.53
11.	Norman, Nina-UT	JR	28	98	3.50
12.	Burras, Aquanita-KU	SR	28	86	3.07
13.	Johns-Richardson, V.-CU	SR	28	85	3.04
14.	Young, Sophia-BU	JR	36	103	2.86
15.	Wecker, Kendra-KS	SR	29	74	2.55

2004-05 Big 12 Individual Statistics

(All Games - NCAA Rankings in Parentheses; Returners Underlined)

FREE THROW PCT (Min. 2.0 made per game)

##	Player-Team	Cl	G	FTM	FTA	Pct
1.	Robertson, Alesha-TT	SO	32	71	82	.866
2.	Wecker, Kendra-KS (22)	SR	29	89	104	.856
3.	O'Neil, Anne-IS (23)	SR	30	124	145	.855
4.	Rush, Leah-OU (27)	SO	30	94	111	.847
5.	Hardy, Kiera-NU	SO	32	72	89	.809
6.	Spiric, Jelena-NU	JR	32	75	95	.789
7.	Blackmon, Steffanie-BU	SR	36	163	211	.773
8.	Stone,Nina-OS	SR	27	67	87	.770
9.	Hood,Christian-OS	SO	27	55	72	.764
10.	Bond, LaToya-MU	JR	29	85	114	.746
11.	Jackson, Dionnah-OU	SR	30	105	141	.745
12.	Conder,Taleesha-OS	FR	27	58	81	.716
13.	Atunrase, Morenike-TA	FR	31	69	97	.711
14.	McFarland, Jackie-CU	FR	27	75	106	.708
15.	Young, Sophia-BU	JR	36	129	183	.705

STEALS

##	Player-Team	Cl	G	Stls	Avg/G
1.	Jackson, Tiffany-UT (14)	SO	31	103	3.32
2.	Stone,Nina-OS	SR	27	62	2.30
3.	Bond, LaToya-MU	JR	29	65	2.24
4.	Jackson, Dionnah-OU	SR	30	65	2.17
5.	Johns-Richardson, V.-CU	SR	28	59	2.11
6.	Howell, LaToya-NU	JR	30	63	2.10
7.	Atunrase, Morenike-TA	FR	31	62	2.00
	Burras, Aquanita-KU	SR	28	56	2.00
9.	Young, Sophia-BU	JR	36	70	1.94
10.	Scott, Chameka-BU	JR	36	69	1.92
11.	Sykes,Destanie-OS	SO	27	50	1.85
12.	Franklin, A'Quonesia-TA	FR	31	53	1.71
13.	Spiric, Jelena-NU	JR	32	53	1.66
14.	Wecker, Kendra-KS	SR	29	47	1.62
15.	Scales, Tamea-TA	JR	31	50	1.61

3-POINT FG PCT (Min. 1.0 made per game)

##	Player-Team	Cl	G	3FG	FGA	Pct
1.	O'Neil, Anne-IS	SR	30	58	117	.496
2.	Niemann, Emily-BU	SO	36	64	137	.467
3.	Carey, Jamie-UT (14)	SR	31	70	163	.429
4.	Fox, Mary-IS (19)	SR	30	70	166	.422
	Savant, Carlynn-MU	SO	29	35	83	.422
6.	Wecker, Kendra-KS	SR	29	40	95	.421
7.	Koehn, Laurie-KS	SR	32	98	248	.395
8.	Johns-Richardson, V.-CU	SR	28	35	90	.389
9.	Hallman, Erica-KU	JR	28	61	157	.389
10.	Scott, Chameka-BU	JR	36	49	128	.383
11.	Ronhovde, Megan-IS	SO	30	62	162	.383
12.	Robertson, Alesha-TT	SO	32	57	153	.373
	Ilic, Jasmina-CU	SO	28	38	102	.373
14.	Higgins, Erin-OU	SO	30	67	181	.370
15.	Medders, Lyndsey-IS	SO	30	45	124	.363

3-POINT FG MADE

##	Player-Team	Cl	G	3FG	Avg/G
1.	Koehn, Laurie-KS (T3)	SR	32	98	3.06
2.	Hardy, Kiera-NU (14)	SO	32	85	2.66
3.	Fox, Mary-IS	SR	30	70	2.33
4.	Carey, Jamie-UT	SR	31	70	2.26
5.	Higgins, Erin-OU	SO	30	67	2.23
6.	Hallman, Erica-KU	JR	28	61	2.18
7.	Ronhovde, Megan-IS	SO	30	62	2.07
8.	O'Neil, Anne-IS	SR	30	58	1.93
9.	Robertson, Alesha-TT	SO	32	57	1.78
10.	Niemann, Emily-BU	SO	36	64	1.78
11.	Castile, Charlette-TA	SR	31	55	1.77
12.	Stone,Nina-OS	SR	27	47	1.74
13.	Brown, Kaylee-KU	JR	28	43	1.54
14.	Medders, Lyndsey-IS	SO	30	45	1.50
15.	Schreiber, Heather-UT	SR	31	43	1.39

BLOCKED SHOTS

##	Player-Team	Cl	G	Bl	Avg/G
1.	Greenwalt, Cisti-TT (10)	SR	32	105	3.28
2.	Jackson, Tiffany-UT	SO	31	60	1.94
3.	Hood,Christian-OS	SO	27	52	1.93
4.	Atunrase, Morenike-TA	FR	31	57	1.84
5.	Robinette, Katie-IS	SR	30	46	1.53
6.	N'Garsanet, C'stelle-MU	JR	29	37	1.28
7.	Wheeler, Shana-KS	FR	31	37	1.19
8.	Griffin, Darrice-TT	FR	32	37	1.16
9.	Roney, Megan-MU	SR	29	30	1.03
10.	Richards, Kara-CU	FR	28	28	1.00
11.	Page, Danielle-NU	FR	32	31	0.97
12.	Riddle, EeTisha-MU	SO	26	24	0.92
13.	Niemann, Emily-BU	SO	36	32	0.89
	Gomes,Eliz-OS	SR	27	24	0.89
	McFarland, Jackie-CU	FR	27	24	0.89

OFFENSIVE REBOUNDS

##	Player-Team	Cl	G	No.	Avg/G
1.	Davis, LaToya-TT	JR	31	114	3.68
2.	Young, Sophia-BU	JR	36	126	3.50
3.	N'Garsanet, C'stelle-MU	JR	29	96	3.31
4.	Scales, Tamea-TA	JR	31	98	3.16
5.	McIntosh, Taylor-KU	FR	28	86	3.07
6.	Kemp, Crystal-KU	JR	28	80	2.86
7.	Jackson, Tiffany-UT	SO	31	79	2.55
8.	Blackmon, Steffanie-BU	SR	36	91	2.53
9.	McFarland, Jackie-CU	FR	27	65	2.41
10.	Jackson, Dionnah-OU	SR	30	72	2.40
11.	Wecker, Kendra-KS	SR	29	69	2.38
12.	Robinette, Katie-IS	SR	30	71	2.37
13.	Atunrase, Morenike-TA	FR	31	70	2.26
14.	Diaz, Elena-NU	JR	32	70	2.19
15.	Greenwalt, Cisti-TT	SR	32	68	2.13

DEFENSIVE REBOUNDS

##	Player-Team	Cl	G	No.	Avg/G
1.	Wecker, Kendra-KS	SR	29	223	7.69
2.	Greenwalt, Cisti-TT	SR	32	208	6.50
3.	Jackson, Tiffany-UT	SO	31	192	6.19
4.	Jackson, Dionnah-OU	SR	30	183	6.10
5.	Kemp, Crystal-KU	JR	28	166	5.93
6.	Young, Sophia-BU	JR	36	208	5.78
7.	O'Neil, Anne-IS	SR	30	168	5.60
8.	Blackmon, Steffanie-BU	SR	36	194	5.39
9.	Robinette, Katie-IS	SR	30	151	5.03
10.	Savant, Carlynn-MU	SO	29	134	4.62
11.	Nedovic, Anna-CU	SO	28	127	4.54
12.	Rush, Leah-OU	SO	30	129	4.30
13.	Mahoney, Megan-KS	SR	30	126	4.20
14.	Davis, LaToya-TT	JR	31	130	4.19
15.	Robertson, Alesha-TT	SO	32	130	4.06

ASSIST/TURNOVER RATIO (Min. 3.0 assists/game)

##	Player-Team	Cl	G	Asst	Avg	Turn	Avg	Ratio
1.	Grant, Erin-TT	JR	31	218	7.0	66	2.1	3.30
2.	Franklin, A'Quon.-TA	FR	31	155	5.0	50	1.6	3.10
3.	Johansen, Jina-NU	SR	32	191	6.0	75	2.3	2.55
4.	Whitaker, Chelsea-BU	SR	33	170	5.2	91	2.8	1.87
5.	Jackson, Dionnah-OU	SR	30	173	5.8	94	3.1	1.84
6.	Medders, Lyndsey-IS	SO	30	180	6.0	103	3.4	1.75
7.	Hallman, Erica-KU	JR	28	142	5.1	83	3.0	1.71
8.	O'Neil, Anne-IS	SR	30	121	4.0	74	2.5	1.64
9.	Mahoney, Megan-KS	SR	30	106	3.5	67	2.2	1.58
10.	Norman, Nina-UT	JR	28	98	3.5	72	2.6	1.36
11.	Johns-Richardson, V.-CU	SR	28	85	3.0	77	2.8	1.10
12.	Burras, Aquanita-KU	SR	28	86	3.1	82	2.9	1.05
13.	Bond, LaToya-MU	JR	29	116	4.0	117	4.0	0.99

2004-05 Big 12 Team Statistics

(Conference Games)

SCORING OFFENSE

##	Team	G	W-L	Pts	Avg/G
1.	Baylor	16	14-2	1173	73.3
2.	Iowa State	16	12-4	1157	72.3
3.	Kansas State	16	12-4	1136	71.0
4.	Texas	16	13-3	1134	70.9
5.	Nebraska	16	8-8	1118	69.9
6.	Texas Tech	16	12-4	1095	68.4
7.	Oklahoma	16	8-8	1059	66.2
8.	Colorado	16	2-14	965	60.3
9.	Missouri	16	4-12	925	57.8
10.	Texas A&M	16	4-12	899	56.2
11.	Kansas	16	5-11	886	55.4
12.	Oklahoma State	16	2-14	873	54.6

SCORING DEFENSE

##	Team	G	Pts	Avg/G
1.	Texas	16	883	55.2
2.	Texas Tech	16	902	56.4
3.	Kansas State	16	938	58.6
4.	Kansas	16	982	61.4
5.	Baylor	16	1029	64.3
6.	Oklahoma	16	1037	64.8
7.	Texas A&M	16	1048	65.5
8.	Iowa State	16	1052	65.8
9.	Missouri	16	1076	67.2
10.	Oklahoma State	16	1120	70.0
11.	Nebraska	16	1131	70.7
12.	Colorado	16	1222	76.4

SCORING MARGIN

##	Team	G	OFF	DEF	Margin
1.	Texas	16	70.9	55.2	+15.7
2.	Kansas State	16	71.0	58.6	+12.4
3.	Texas Tech	16	68.4	56.4	+12.1
4.	Baylor	16	73.3	64.3	+9.0
5.	Iowa State	16	72.3	65.8	+6.6
6.	Oklahoma	16	66.2	64.8	+1.4
7.	Nebraska	16	69.9	70.7	-0.8
8.	Kansas	16	55.4	61.4	-6.0
9.	Texas A&M	16	56.2	65.5	-9.3
10.	Missouri	16	57.8	67.2	-9.4
11.	Oklahoma State	16	54.6	70.0	-15.4
12.	Colorado	16	60.3	76.4	-16.1

FREE THROW PERCENTAGES

##	Team	G	FTM	FTA	Pct
1.	Nebraska	16	240	308	.779
2.	Iowa State	16	194	253	.767
3.	Kansas State	16	158	214	.738
4.	Baylor	16	258	360	.717
5.	Texas	16	205	287	.714
6.	Oklahoma State	16	181	255	.710
7.	Oklahoma	16	180	254	.709
8.	Texas Tech	16	201	284	.708
9.	Missouri	16	198	292	.678
10.	Colorado	16	175	263	.665
11.	Kansas	16	118	184	.641
12.	Texas A&M	16	163	284	.574

FIELD GOAL PERCENTAGES

##	Team	G	FG	FGA	Pct
1.	Baylor	16	426	928	.459
2.	Texas Tech	16	420	918	.458
3.	Iowa State	16	410	899	.456
4.	Texas	16	429	949	.452
5.	Kansas State	16	433	971	.446
6.	Nebraska	16	399	947	.421
7.	Oklahoma	16	393	945	.416
8.	Missouri	16	337	841	.401
9.	Kansas	16	347	867	.400
10.	Colorado	16	355	931	.381
11.	Oklahoma State	16	317	867	.366
12.	Texas A&M	16	333	952	.350

FIELD GOAL PCT DEFENSE

##	Team	G	FG	FGA	Pct
1.	Texas Tech	16	342	918	.373
2.	Texas	16	337	896	.376
3.	Kansas State	16	338	881	.384
4.	Iowa State	16	398	1015	.392
5.	Oklahoma	16	379	929	.408
6.	Baylor	16	356	870	.409
7.	Missouri	16	419	986	.425
8.	Nebraska	16	421	980	.430
9.	Kansas	16	360	826	.436
10.	Oklahoma State	16	407	919	.443
11.	Colorado	16	449	983	.457
12.	Texas A&M	16	393	812	.484

3-POINT FIELD GOAL PERCENTAGES

##	Team	G	FG	FGA	Pct
1.	Baylor	16	63	159	.396
2.	Iowa State	16	143	364	.393
3.	Kansas State	16	112	287	.390
4.	Texas Tech	16	54	157	.344
5.	Nebraska	16	80	233	.343
6.	Texas	16	71	208	.341
7.	Kansas	16	74	219	.338
8.	Colorado	16	80	243	.329
9.	Oklahoma	16	93	287	.324
10.	Missouri	16	53	168	.315
11.	Texas A&M	16	70	238	.294
12.	Oklahoma State	16	58	205	.283

3-POINT FIELD GOAL PCT DEFENSE

##	Team	G	FG	FGA	Pct
1.	Oklahoma	16	66	233	.283
2.	Texas Tech	16	47	165	.285
3.	Texas	16	59	194	.304
4.	Iowa State	16	105	331	.317
5.	Kansas State	16	73	221	.330
6.	Kansas	16	69	201	.343
7.	Missouri	16	81	235	.345
8.	Nebraska	16	103	291	.354
9.	Baylor	16	80	218	.367
10.	Oklahoma State	16	84	227	.370
11.	Texas A&M	16	60	161	.373
12.	Colorado	16	124	291	.426

REBOUNDING OFFENSE

##	Team	G	Reb	Avg/G
1.	Kansas State	16	628	39.2
2.	Texas Tech	16	620	38.8
3.	Baylor	16	619	38.7
4.	Texas	16	616	38.5
5.	Oklahoma	16	603	37.7
6.	Iowa State	16	599	37.4
7.	Colorado	16	584	36.5
8.	Nebraska	16	565	35.3
9.	Oklahoma State	16	544	34.0
10.	Missouri	16	540	33.8
11.	Kansas	16	520	32.5
12.	Texas A&M	16	517	32.3

REBOUNDING DEFENSE

##	Team	G	Reb	Avg/G
1.	Baylor	16	495	30.9
2.	Kansas State	16	527	32.9
3.	Texas Tech	16	539	33.7
4.	Kansas	16	540	33.8
5.	Texas	16	544	34.0
6.	Iowa State	16	586	36.6
7.	Oklahoma	16	591	36.9
8.	Oklahoma State	16	609	38.1
9.	Nebraska	16	617	38.6
10.	Missouri	16	621	38.8
11.	Colorado	16	635	39.7
12.	Texas A&M	16	651	40.7

2004-05 Big 12 Team Statistics

(Conference Games)

REBOUNDING MARGIN

##	Team	G	Team	Avg	Opp	Avg	Margin
1.	Baylor	16	619	38.7	495	30.9	+7.7
2.	Kansas State	16	628	39.2	527	32.9	+6.3
3.	Texas Tech	16	620	38.8	539	33.7	+5.1
4.	Texas	16	616	38.5	544	34.0	+4.5
5.	Iowa State	16	599	37.4	586	36.6	+0.8
6.	Oklahoma	16	603	37.7	591	36.9	+0.8
7.	Kansas	16	520	32.5	540	33.8	-1.2
8.	Colorado	16	584	36.5	635	39.7	-3.2
9.	Nebraska	16	565	35.3	617	38.6	-3.2
10.	Oklahoma State	16	544	34.0	609	38.1	-4.1
11.	Missouri	16	540	33.8	621	38.8	-5.1
12.	Texas A&M	16	517	32.3	651	40.7	-8.4

TURNOVER MARGIN

##	Team	G	Team	Avg	Opp	Avg	Margin
1.	Texas A&M	16	219	13.7	307	19.2	+5.50
2.	Texas	16	254	15.9	312	19.5	+3.63
3.	Nebraska	16	257	16.1	281	17.6	+1.50
4.	Kansas State	16	225	14.1	245	15.3	+1.25
5.	Baylor	16	239	14.9	255	15.9	+1.00
6.	Oklahoma	16	245	15.3	253	15.8	+0.50
7.	Texas Tech	16	221	13.8	226	14.1	+0.31
8.	Kansas	16	258	16.1	247	15.4	-0.69
9.	Iowa State	16	248	15.5	212	13.3	-2.25
10.	Colorado	16	350	21.9	297	18.6	-3.31
11.	Oklahoma State	16	302	18.9	245	15.3	-3.56
12.	Missouri	16	291	18.2	229	14.3	-3.88

ASSIST/TURNOVER RATIO

##	Team	G	Asst	Avg	Turn	Avg	Ratio
1.	Baylor	16	281	17.6	239	14.9	1.18
2.	Texas Tech	16	254	15.9	221	13.8	1.15
3.	Kansas State	16	257	16.1	225	14.1	1.14
4.	Oklahoma	16	249	15.6	245	15.3	1.02
5.	Iowa State	16	250	15.6	248	15.5	1.01
6.	Texas A&M	16	203	12.7	219	13.7	0.93
7.	Nebraska	16	214	13.4	257	16.1	0.83
8.	Kansas	16	213	13.3	258	16.1	0.83
9.	Texas	16	205	12.8	254	15.9	0.81
10.	Missouri	16	179	11.2	291	18.2	0.62
11.	Colorado	16	202	12.6	350	21.9	0.58
12.	Oklahoma State	16	168	10.5	302	18.9	0.56

BLOCKED SHOTS

##	Team	G	Bls	Avg/G
1.	Texas Tech	16	107	6.69
2.	Texas	16	83	5.19
3.	Missouri	16	71	4.44
4.	Oklahoma State	16	66	4.13
	Kansas State	16	66	4.13
6.	Texas A&M	16	63	3.94
	Baylor	16	63	3.94
8.	Colorado	16	53	3.31
9.	Oklahoma	16	50	3.13
10.	Iowa State	16	49	3.06
11.	Nebraska	16	38	2.38
	Kansas	16	38	2.38

ASSISTS

##	Team	G	Assts	Avg/G
1.	Baylor	16	281	17.56
2.	Kansas State	16	257	16.06
3.	Texas Tech	16	254	15.88
4.	Iowa State	16	250	15.63
5.	Oklahoma	16	249	15.56
6.	Nebraska	16	214	13.38
7.	Kansas	16	213	13.31
8.	Texas	16	205	12.81
9.	Texas A&M	16	203	12.69
10.	Colorado	16	202	12.63
11.	Missouri	16	179	11.19
12.	Oklahoma State	16	168	10.50

STEALS

##	Team	G	Stls	Avg/G
1.	Texas	16	174	10.88
2.	Texas A&M	16	161	10.06
3.	Nebraska	16	158	9.88
4.	Oklahoma State	16	139	8.69
5.	Kansas State	16	135	8.44
	Baylor	16	135	8.44
7.	Kansas	16	121	7.56
8.	Colorado	16	117	7.31
9.	Oklahoma	16	116	7.25
10.	Missouri	16	99	6.19
	Texas Tech	16	99	6.19
12.	Iowa State	16	88	5.50

OFFENSIVE REBOUNDS

##	Team	G	No.	Avg/G
1.	Texas A&M	16	226	14.13
2.	Texas	16	217	13.56
3.	Baylor	16	205	12.81
4.	Kansas State	16	202	12.63
5.	Kansas	16	197	12.31
6.	Colorado	16	191	11.94
7.	Texas Tech	16	190	11.88
8.	Oklahoma	16	186	11.63
9.	Oklahoma State	16	177	11.06
10.	Nebraska	16	176	11.00
11.	Missouri	16	152	9.50
12.	Iowa State	16	151	9.44

DEFENSIVE REBOUNDS

##	Team	G	No.	Avg/G
1.	Iowa State	16	448	28.00
2.	Texas Tech	16	430	26.88
3.	Kansas State	16	426	26.63
4.	Oklahoma	16	417	26.06
5.	Baylor	16	414	25.88
6.	Texas	16	399	24.94
7.	Colorado	16	393	24.56
8.	Nebraska	16	389	24.31
9.	Missouri	16	388	24.25
10.	Oklahoma State	16	367	22.94
11.	Kansas	16	323	20.19
12.	Texas A&M	16	291	18.19

3-POINT FIELD GOALS MADE

##	Team	G	3FG	Avg/G
1.	Iowa State	16	143	8.94
2.	Kansas State	16	112	7.00
3.	Oklahoma	16	93	5.81
4.	Nebraska	16	80	5.00
	Colorado	16	80	5.00
6.	Kansas	16	74	4.63
7.	Texas	16	71	4.44
8.	Texas A&M	16	70	4.38
9.	Baylor	16	63	3.94
10.	Oklahoma State	16	58	3.63
11.	Texas Tech	16	54	3.38
12.	Missouri	16	53	3.31

2004-05 Big 12 Individual Statistics

(Conference Games)

SCORING

##	Player-Team	Cl	G	FG	3FG	FT	Pts	Avg/G
1.	Hardy, Kiera-NU	SO	16	127	49	31	334	20.9
2.	Wecker, Kendra-KS	SR	16	133	16	50	332	20.8
3.	Jackson, Tiffany-UT	SO	16	125	0	58	308	19.3
4.	Young, Sophia-BU	JR	16	121	0	52	294	18.4
5.	Blackmon, Steffanie-BU	SR	16	89	0	86	264	16.5
6.	Rush, Leah-OU	SO	16	102	5	48	257	16.1
	O'Neil, Anne-IS	SR	16	78	31	70	257	16.1
8.	Robinette, Katie-IS	SR	16	101	1	46	249	15.6
9.	Jackson, Dionnah-OU	SR	16	84	9	62	239	14.9
10.	Stone,Nina-OS	SR	16	77	27	45	226	14.1
11.	Brooks, Tiffany-MU	SO	16	74	7	59	214	13.4
12.	Hallman, Erica-KU	JR	16	78	38	19	213	13.3
13.	Greenwalt, Cisti-TT	SR	16	82	0	46	210	13.1
14.	Koehn, Laurie-KS	SR	16	72	54	10	208	13.0
15.	Davis, LaToya-TT	JR	15	79	0	36	194	12.9
16.	Fox, Mary-IS	SR	16	69	45	14	197	12.3
17.	Dabbs, Chesley-TT	JR	16	77	9	30	193	12.1
18.	Carey, Jamie-UT	SR	16	65	32	21	183	11.4
	Ilic, Jasmina-CU	SO	16	69	28	17	183	11.4
	N'Garsanet, C'stelle-MU	JR	16	73	0	37	183	11.4
	Bond, LaToya-MU	JR	16	59	15	50	183	11.4
22.	Atunrase, Morenike-TA	FR	16	68	9	33	178	11.1
	Kemp, Crystal-KU	JR	16	74	2	28	178	11.1
24.	Robertson, Alesha-TT	SO	16	61	23	28	173	10.8
25.	McFarland, Jackie-CU	FR	16	61	0	44	166	10.4
26.	Coggins, Claire-KS	SO	16	61	23	17	162	10.1
	Schreiber, Heather-UT	SR	16	57	21	27	162	10.1
28.	Medders, Lyndsey-IS	SO	16	57	25	21	160	10.0
29.	Conder,Taleesha-OS	FR	16	57	8	33	155	9.7
30.	Burras, Aquanita-KU	SR	16	65	6	18	154	9.6
	Johns-Richardson, V.-CU	SR	16	60	19	15	154	9.6

Double-Doubles

No.	Name - Team
10	Wecker, Kendra - Kansas State
9	Young, Sophia - Baylor
6	Robinette, Katie - Iowa State
6	Jackson, Tiffany - Texas
5	Kemp, Crystal - Kansas
5	Jackson, Dionnah - Oklahoma
4	Greenwalt, Cisti - Texas Tech
4	Blackmon, Steffanie - Baylor
3	McFarland, Jackie - Colorado
2	Ronhovde, Megan - Iowa State
2	O'Neil, Anne - Iowa State
1	Stone,Nina - Oklahoma State
1	Savant, Carlynn - Missouri
1	Rush, Leah - Oklahoma
1	Roy, Erica - Texas A&M
1	Riddle, EeTisha - Missouri
1	Page, Danielle - Nebraska
1	Medders, Lyndsey - Iowa State
1	McIntosh, Taylor - Kansas
1	Mahoney, Megan - Kansas State
1	Law, Whitney - Colorado
1	Ilic, Jasmina - Colorado
1	Grant, Erin - Texas Tech
1	Gerhart, Jessica - Nebraska
1	Fox, Chanelle - Baylor
1	Davis, LaToya - Texas Tech
1	Conder,Taleesha - Oklahoma State
1	Andrews, Laura - Oklahoma

REBOUNDING

##	Player-Team	Cl	G	OFF	DEF	TOT	Avg/G
1.	Wecker, Kendra-KS	SR	16	41	129	170	10.6
2.	Young, Sophia-BU	JR	16	53	103	156	9.8
3.	Jackson, Tiffany-UT	SO	16	48	97	145	9.1
4.	Greenwalt, Cisti-TT	SR	16	30	112	142	8.9
5.	Kemp, Crystal-KU	JR	16	48	92	140	8.8
6.	Jackson, Dionnah-OU	SR	16	45	91	136	8.5
7.	Blackmon, Steffanie-BU	SR	16	38	88	126	7.9
8.	Robinette, Katie-IS	SR	16	30	95	125	7.8
9.	Davis, LaToya-TT	JR	15	53	63	116	7.7
10.	McFarland, Jackie-CU	FR	16	45	65	110	6.9
	Scales, Tamea-TA	JR	16	51	59	110	6.9
12.	Savant, Carlynn-MU	SO	16	20	87	107	6.7
13.	Mahoney, Megan-KS	SR	16	29	74	103	6.4
14.	McIntosh, Taylor-KU	FR	16	48	50	98	6.1
	Ronhovde, Megan-IS	SO	16	30	68	98	6.1
	N'Garsanet, C'stelle-MU	JR	16	45	53	98	6.1
17.	O'Neil, Anne-IS	SR	16	8	87	95	5.9
18.	Nedovic, Anna-CU	SO	16	27	67	94	5.9
19.	Hood,Christian-OS	SO	16	20	72	92	5.8
	Rush, Leah-OU	SO	16	22	70	92	5.8

FIELD GOAL PCT (Min. 3.0 made per game)

##	Player-Team	Cl	G	FG	FGA	Pct
1.	Davis, LaToya-TT	JR	15	79	133	.594
2.	Jackson, Tiffany-UT	SO	16	125	220	.568
3.	Young, Sophia-BU	JR	16	121	214	.565
4.	Greenwalt, Cisti-TT	SR	16	82	149	.550
5.	Fox, Mary-IS	SR	16	69	136	.507
6.	Robinette, Katie-IS	SR	16	101	206	.490
7.	Johns-Richardson, V.-CU	SR	16	60	124	.484
8.	Aubry, Chelsea-NU	SO	13	40	85	.471
9.	Rush, Leah-OU	SO	16	102	218	.468
10.	N'Garsanet, C'stelle-MU	JR	16	73	157	.465
11.	Mahoney, Megan-KS	SR	16	49	106	.462
12.	Koehn, Laurie-KS	SR	16	72	157	.459
13.	Blackmon, Steffanie-BU	SR	16	89	195	.456
14.	Schreiber, Heather-UT	SR	16	57	125	.456
15.	Niemann, Emily-BU	SO	16	49	109	.450

ASSISTS

##	Player-Team	Cl	G	Assts	Avg/G
1.	Grant, Erin-TT	JR	16	112	7.00
2.	Medders, Lyndsey-IS	SO	16	107	6.69
3.	Jackson, Dionnah-OU	SR	16	98	6.13
4.	Johansen, Jina-NU	SR	16	91	5.69
5.	Whitaker, Chelsea-BU	SR	16	86	5.38
6.	Franklin, A'Quonesia-TA	FR	16	83	5.19
7.	Hallman, Erica-KU	JR	16	76	4.75
8.	O'Neil, Anne-IS	SR	16	69	4.31
9.	Bond, LaToya-MU	JR	16	66	4.13
10.	Mahoney, Megan-KS	SR	16	57	3.56
11.	Norman, Nina-UT	JR	15	50	3.33
12.	Johns-Richardson, V.-CU	SR	16	49	3.06
13.	Young, Sophia-BU	JR	16	48	3.00
14.	Burras, Aquanita-KU	SR	16	45	2.81
15.	Wecker, Kendra-KS	SR	16	41	2.56

2004-05 Big 12 Individual Statistics

(Conference Games)

FREE THROW PCT (Min. 2.0 made per game)

##	Player-Team	Cl	G	FTM	FTA	Pct
1.	O'Neil, Anne-IS	SR	16	70	80	.875
2.	Wecker, Kendra-KS	SR	16	50	58	.862
3.	Rush, Leah-OU	SO	16	48	57	.842
4.	Howell, LaToya-NU	JR	16	32	39	.821
5.	Hood,Christian-OS	SO	16	39	50	.780
6.	Blackmon, Steffanie-BU	SR	16	86	111	.775
7.	Spiric, Jelena-NU	JR	16	49	64	.766
8.	Bond, LaToya-MU	JR	16	50	66	.758
9.	Jackson, Dionnah-OU	SR	16	62	82	.756
10.	Stone,Nina-OS	SR	16	45	60	.750
11.	Brooks, Tiffany-MU	SO	16	59	79	.747
12.	Greenwalt, Cisti-TT	SR	16	46	62	.742
13.	Richards, Kara-CU	FR	16	36	49	.735
14.	Whitaker, Chelsea-BU	SR	16	37	51	.725
15.	Young, Sophia-BU	JR	16	52	72	.722

STEALS

##	Player-Team	Cl	G	Stls	Avg/G
1.	Jackson, Tiffany-UT	SO	16	47	2.94
2.	Howell, LaToya-NU	JR	16	40	2.50
3.	Jackson, Dionnah-OU	SR	16	33	2.06
	Spiric, Jelena-NU	JR	16	33	2.06
	Burras, Aquanita-KU	SR	16	33	2.06
6.	Scott, Chameka-BU	JR	16	32	2.00
7.	Sykes,Destanie-OS	SO	16	31	1.94
	Stone,Nina-OS	SR	16	31	1.94
9.	Atunrase, Morenike-TA	FR	16	30	1.88
	Franklin, A'Quonesia-TA	FR	16	30	1.88
11.	Norman, Nina-UT	JR	15	28	1.87
12.	Johns-Richardson, V.-CU	SR	16	29	1.81
13.	Bond, LaToya-MU	JR	16	28	1.75
14.	Scales, Tamea-TA	JR	16	27	1.69
15.	Kemp, Crystal-KU	JR	16	26	1.63
	Carey, Jamie-UT	SR	16	26	1.63

3-POINT FG PCT (Min. 1.0 made per game)

##	Player-Team	Cl	G	3FG	FGA	Pct
1.	O'Neil, Anne-IS	SR	16	31	64	.484
2.	Fox, Mary-IS	SR	16	45	96	.469
3.	Niemann, Emily-BU	SO	16	26	56	.464
4.	Koehn, Laurie-KS	SR	16	54	117	.462
5.	Savant, Carlynn-MU	SO	16	19	42	.452
6.	Johns-Rich., V.-CU	SR	16	19	45	.422
7.	Higgins, Erin-OU	SO	16	38	91	.418
8.	Ilic, Jasmina-CU	SO	16	28	68	.412
9.	Coggins, Claire-KS	SO	16	23	56	.411
10.	Ronhovde, Megan-IS	SO	16	32	84	.381
11.	Carey, Jamie-UT	SR	16	32	85	.376
12.	Hallman, Erica-KU	JR	16	38	101	.376
13.	Robertson, Alesha-TT	SO	16	23	62	.371
14.	Schreiber, Heather-UT	SR	16	21	57	.368
15.	Hardy, Kiera-NU	SO	16	49	137	.358

3-POINT FG MADE

##	Player-Team	Cl	G	3FG	Avg/G
1.	Koehn, Laurie-KS	SR	16	54	3.38
2.	Hardy, Kiera-NU	SO	16	49	3.06
3.	Fox, Mary-IS	SR	16	45	2.81
4.	Higgins, Erin-OU	SO	16	38	2.38
	Hallman, Erica-KU	JR	16	38	2.38
6.	Carey, Jamie-UT	SR	16	32	2.00
	Ronhovde, Megan-IS	SO	16	32	2.00
8.	O'Neil, Anne-IS	SR	16	31	1.94
9.	Ilic, Jasmina-CU	SO	16	28	1.75
10.	Stone,Nina-OS	SR	16	27	1.69
11.	Niemann, Emily-BU	SO	16	26	1.63
12.	Medders, Lyndsey-IS	SO	16	25	1.56
13.	Brown, Kaylee-KU	JR	16	24	1.50
14.	Coggins, Claire-KS	SO	16	23	1.44
	Robertson, Alesha-TT	SO	16	23	1.44

BLOCKED SHOTS

##	Player-Team	Cl	G	Bls	Avg/G
1.	Greenwalt, Cisti-TT	SR	16	47	2.94
2.	Hood,Christian-OS	SO	16	32	2.00
3.	Jackson, Tiffany-UT	SO	16	30	1.88
4.	Atunrase, Morenike-TA	FR	16	28	1.75
5.	Robinette, Katie-IS	SR	16	23	1.44
6.	Griffin, Darrice-TT	FR	16	22	1.38
7.	Wheeler, Shana-KS	FR	15	20	1.33
8.	Page, Danielle-NU	FR	16	21	1.31
9.	Riddle, EeTisha-MU	SO	16	17	1.06
10.	Gomes,Eliz-OS	SR	16	16	1.00
	N'Garsanet, C'stelle-MU	JR	16	16	1.00
	McFarland, Jackie-CU	FR	16	16	1.00
13.	Roney, Megan-MU	SR	16	15	0.94
14.	Scott, Chameka-BU	JR	16	14	0.88
15.	Richards, Kara-CU	FR	16	13	0.81

OFFENSIVE REBOUNDS

##	Player-Team	Cl	G	No.	Avg/G
1.	Davis, LaToya-TT	JR	15	53	3.53
2.	Young, Sophia-BU	JR	16	53	3.31
3.	Scales, Tamea-TA	JR	16	51	3.19
4.	Jackson, Tiffany-UT	SO	16	48	3.00
	Kemp, Crystal-KU	JR	16	48	3.00
	McIntosh, Taylor-KU	FR	16	48	3.00
7.	McFarland, Jackie-CU	FR	16	45	2.81
	N'Garsanet, C'stelle-MU	JR	16	45	2.81
	Jackson, Dionnah-OU	SR	16	45	2.81
10.	Wecker, Kendra-KS	SR	16	41	2.56
11.	Reado, Patrice-TA	FR	16	39	2.44
12.	Blackmon, Steffanie-BU	SR	16	38	2.38
13.	Atunrase, Morenike-TA	FR	16	37	2.31
	Diaz, Elena-NU	JR	16	37	2.31
15.	Wheeler, Shana-KS	FR	15	33	2.20

DEFENSIVE REBOUNDS

##	Player-Team	Cl	G	No.	Avg/G
1.	Wecker, Kendra-KS	SR	16	129	8.06
2.	Greenwalt, Cisti-TT	SR	16	112	7.00
3.	Young, Sophia-BU	JR	16	103	6.44
4.	Jackson, Tiffany-UT	SO	16	97	6.06
5.	Robinette, Katie-IS	SR	16	95	5.94
6.	Kemp, Crystal-KU	JR	16	92	5.75
7.	Jackson, Dionnah-OU	SR	16	91	5.69
8.	Blackmon, Steffanie-BU	SR	16	88	5.50
9.	Savant, Carlynn-MU	SO	16	87	5.44
	O'Neil, Anne-IS	SR	16	87	5.44
11.	Mahoney, Megan-KS	SR	16	74	4.63
12.	Hood,Christian-OS	SO	16	72	4.50
13.	Rush, Leah-OU	SO	16	70	4.38
14.	Ronhovde, Megan-IS	SO	16	68	4.25
15.	Davis, LaToya-TT	JR	15	63	4.20

ASSIST/TURNOVER RATIO (Min. 3.0 assists/game)

##	Player-Team	Cl	G	Asst	Avg	Turn	Avg	Ratio
1.	Grant, Erin-TT	JR	16	112	7.0	32	2.0	3.50
2.	Franklin, A'Quonesia-TA	FR	16	83	5.2	27	1.7	3.07
3.	Johansen, Jina-NU	SR	16	91	5.7	44	2.8	2.07
4.	Jackson, Dionnah-OU	SR	16	98	6.1	52	3.3	1.88
5.	Whitaker, Chelsea-BU	SR	16	86	5.4	48	3.0	1.79
6.	Medders, Lyndsey-IS	SO	16	107	6.7	63	3.9	1.70
7.	O'Neil, Anne-IS	SR	16	69	4.3	47	2.9	1.47
8.	Hallman, Erica-KU	JR	16	76	4.8	53	3.3	1.43
9.	Mahoney, Megan-KS	SR	16	57	3.6	42	2.6	1.36
10.	Young, Sophia-BU	JR	16	48	3.0	39	2.4	1.23
11.	Norman, Nina-UT	JR	15	50	3.3	41	2.7	1.22
12.	Bond, LaToya-MU	JR	16	66	4.1	60	3.8	1.10
13.	Johns-Richardson, V.-CU	SR	16	49	3.1	45	2.8	1.09

2004-05 Big 12 Superlatives

Team

POINTS
113 Iowa State vs IPFW (11/29/04)
109 Texas Tech vs Miami (Fla.) (12/6/04)

FIELD GOALS MADE
43 Iowa State vs IPFW (11/29/04)
41 Kansas State vs Illinois State (11/26/04)

FIELD GOAL ATTEMPTS
86 Baylor at Nebraska (1/12/05)
83 Texas A&M vs Bucknell (11/20/04)
83 Missouri vs Mississippi Valley (12/3/04)

FIELD GOAL PERCENTAGE
.646 (31-48) Iowa State vs Kansas State (1/5/05)
.633 (31-49) Texas vs Penn State (11/14/04)

3 PT FG MADE
15 Iowa State vs Colorado (2/2/05)
13 Iowa State vs IPFW (11/29/04)
13 Colorado vs Northern Colorado (12/29/04)
13 Kansas State vs Central Connecticut (1/2/05)
13 Iowa State at Oklahoma (1/29/05)

3 PT FG ATTEMPTS
33 Colorado vs Northern Colorado (12/29/04)
33 Oklahoma vs Iowa State (1/29/05)

3 PT PERCENTAGE
.714 (10-14) Iowa State vs Kansas State (1/5/05)
.667 (10-15) Baylor vs Montana State (12/29/04)
.667 (4-6) Colorado at Texas A&M (2/5/05)

FREE THROWS MADE
46 Nebraska vs Baylor (1/12/05)
30 Oklahoma vs Texas A&M (1/9/05)

FREE THROW ATTEMPTS
54 Nebraska vs Baylor (1/12/05)
39 Oklahoma vs Texas A&M (1/9/05)

FREE THROW PERCENTAGE
1.000 (5-5) Colorado vs Pennsylvania (11/26/04)
1.000 (2-2) Kansas State vs Central Connecticut (1/2/05)
1.000 (8-8) Iowa State at Oklahoma (1/29/05)
1.000 (7-7) Oklahoma at Nebraska (2/6/05)
1.000 (7-7) Kansas vs Texas Tech (2/16/05)

REBOUNDS
62 Oklahoma vs Henderson State (12/29/04)
60 Iowa State vs IPFW (11/29/04)
60 Texas vs McNeese State (12/1/04)
60 Kansas State vs Iowa State (1/25/05)

ASSISTS
35 Iowa State vs IPFW (11/29/04)
30 Kansas State vs New Hampshire (12/3/04)
30 Texas Tech vs Miami (Fla.) (12/6/04)

STEALS
25 Texas vs Sam Houston (12/28/04)
21 Baylor vs Montana State (12/29/04)

BLOCKED SHOTS
14 Texas vs McNeese State (12/1/04)
12 Texas Tech vs ORU (12/9/04)
12 Texas A&M vs Northwestern State (12/19/04)
12 Texas A&M at Oklahoma State (1/12/05)

Individual

POINTS
41 Wecker, Kendra (Kansas State) vs Illinois State (11/26/04)
37 Robertson, Alesha (Texas Tech) vs Miami (Fla.) (12/06/04)
37 Hardy, Kiera (Nebraska) vs Baylor (1/12/05)

FIELD GOALS MADE
14 Wecker, Kendra (Kansas State) vs Illinois State (11/26/04)
13 Rush, Leah (Oklahoma) at Texas A&M (1/22/05)
13 Blackmon, Steffanie (Baylor) vs Missouri (2/16/05)

FIELD GOAL ATTEMPTS
27 Blackmon, Steffanie (Baylor) at Nebraska (1/12/05)
27 Hardy, Kiera (Nebraska) vs Missouri (2/26/05)

FIELD GOAL PERCENTAGE
.909 (10-11) N'Garsanet, C'stelle (Missouri) vs Texas A&M (02/12/05)
.900 (9-10) Kemp, Crystal (Kansas) vs Denver (11/30/04)
.900 (9-10) Fox, Mary (Iowa State) vs Oklahoma State (2/16/05)

3 PT FG MADE
9 Robertson, Alesha (Texas Tech) vs Miami (Fla.) (12/6/04)
8 Wecker, Kendra (Kansas State) vs Illinois State (11/26/04)

3 PT FG ATTEMPTS
19 Hardy, Kiera (Nebraska) vs Missouri (2/26/05)
15 Castile, Charlette (Texas A&M) at SMS (3/24/05)

3 PT PERCENTAGE
1.000 (6-6) Ronhovde, Megan (Iowa State) vs Colorado (2/2/05)
1.000 (6-6) Fox, Mary (Iowa State) vs Oklahoma State (2/16/05)

FREE THROWS MADE
15 Spiric, Jelena (Nebraska) vs Baylor (1/12/05)
14 O'Neil, Anne (Iowa State) at UNLV (12/19/04)
14 Brooks, Tiffany (Missouri) vs Nebraska (1/8/05)

FREE THROW ATTEMPTS
17 Brooks, Tiffany (Missouri) vs Nebraska (1/8/05)
16 O'Neil, Anne (Iowa State) at UNLV (12/19/04)
16 Spiric, Jelena (Nebraska) vs Baylor (1/12/05)

FREE THROW PERCENTAGE
1.000 (8-8) Hardy, Kiera (Nebraska) vs Hampton (11/27/04)
1.000 (8-8) Nedovic, Anna (Colorado) vs Creighton (12/4/04)
1.000 (8-8) Robertson, Alesha (Texas Tech) vs Miami (Fla.) (12/6/04)
1.000 (8-8) Rush, Leah (Oklahoma) vs SMS (12/11/04)
1.000 (8-8) Wecker, Kendra (Kansas State) vs Missouri (1/11/05)
1.000 (9-9) Brooks, Tiffany (Missouri) at Baylor (2/16/05)
1.000 (10-10) Blackmon, Steffanie (Baylor) vs Iowa State (2/19/05)
1.000 (8-8) Jackson, Dionnah (Oklahoma) vs Texas Tech (2/23/05)
1.000 (9-9) Rush, Leah (Oklahoma) vs Texas A&M (3/8/05)
1.000 (12-12) Wecker, Kendra (Kansas State) vs Bowling Green (3/19/05)

REBOUNDS
18 Kemp, Crystal (Kansas) at Ball State (12/30/04)
17 Kemp, Crystal (Kansas) at Creighton (12/21/04)
17 Jackson, Dionnah (Oklahoma) vs Arizona (3/20/05)

ASSISTS
16 Jackson, Dionnah (Oklahoma) at Texas A&M (1/22/05)
15 Grant, Erin (Texas Tech) at Texas A&M (1/30/05)

STEALS
9 Jackson, Dionnah (Oklahoma) vs Iowa (11/27/04)
9 Jackson, Tiffany (Texas) vs Sam Houston (12/28/04)

BLOCKED SHOTS
8 Jackson, Tiffany (Texas) vs Tennessee (11/25/04)
7 Greenwalt, Cisti (Texas Tech) vs ORU (12/09/04)
7 Greenwalt, Cisti (Texas Tech) vs Virginia Tech (12/19/04)
7 Atunrase, Morenike (Texas A&M) at Oklahoma State (01/12/05)

Big 12 Champions

Year	Champion	Big 12 Record	Overall Record	Coach	Tournament Champion (Site)
1997	Kansas	14-2	25-6	Marian Washington	Colorado (Kansas City, Mo.)
1998	Texas Tech	15-1	26-5	Marsha Sharp	Texas Tech (Kansas City, Mo.)
1999	Texas Tech	14-2	30-4	Marsha Sharp	Texas Tech (Kansas City, Mo.)
2000	Iowa State	13-3	27-6	Bill Fennelly	Iowa State (Kansas City, Mo.)
	Texas Tech	13-3	28-5	Marsha Sharp	
	Oklahoma	13-3	25-8	Sherri Coale	
2001	Oklahoma	15-1	28-6	Sherri Coale	Iowa State (Kansas City, Mo.)
2002	Oklahoma	14-2	32-4	Sherri Coale	Oklahoma (Kansas City, Mo.)
2003	Texas	15-1	29-6	Jody Conradt	Texas (Dallas, Texas)
2004	Texas	14-2	30-5	Jody Conradt	Oklahoma (Dallas, Texas)
	Kansas State	14-2	25-6	Deb Patterson	
2005	Baylor	14-2	33-3	Kim Mulkey-Robertson	Baylor (Kansas City, Mo.)

All-Time Big 12 Standings

(Regular Season Games Only, 1997-05)

Team	Won	Lost	Pct.	Championships
Texas Tech	109	35	.757	3 ('98, '99, '00)
Texas	97	47	.674	2 ('03, '04)
Iowa State	93	51	.646	1 ('00)
Oklahoma	81	63	.563	3 ('00, '01, '02)
Baylor	80	64	.556	1 ('05)
Kansas State	79	65	.549	1 ('04)
Colorado	74	70	.514	0
Kansas	62	82	.431	1 ('97)
Nebraska	61	83	.424	0
Missouri	53	91	.368	0
Oklahoma State	47	97	.326	0
Texas A&M	28	116	.241	0

Big 12 Championship Records

(1997-05)

Team	Won	Lost	Pct.	Championships
Iowa State	14	7	.667	2 ('00, '01)
Texas Tech	12	7	.632	2 ('98, '99)
Oklahoma	11	7	.611	2 ('02, '04)
Texas	12	8	.600	1 ('03)
Baylor	10	8	.556	1 ('05)
Kansas State	10	9	.526	0
Colorado	7	8	.467	1 ('97)
Kansas	6	9	.400	0
Nebraska	6	9	.400	0
Oklahoma State	6	9	.400	0
Missouri	4	9	.308	0
Texas A&M	1	9	.100	0

All-Time Records

(According to Schools' Media Guides)

Team	Years	Won	Lost	Pct.
Texas	31	790	233	.772
Texas Tech	30	689	285	.707
Colorado	31	586	333	.638
Kansas State	37	678	406	.625
Missouri	31	543	367	.597
Kansas	37	609	414	.595
Nebraska	31	515	410	.557
Oklahoma	30	497	402	.553
Baylor	31	526	435	.547
Oklahoma State	32	499	415	.546
Iowa State	32	452	450	.501
Texas A&M	30	451	464	.493

NCAA Champions

(Includes titles won prior to inception of Big 12 Conference)

Year	Champion	Record	Coach
1986	Texas	34-0	Jody Conradt

Semifinals: Texas 90, Western Kentucky 65
Finals: Texas 97, USC 81 (Lexington, Ky.)

1993	Texas Tech	31-3	Marsha Sharp

Semifinals: Texas Tech 60, Vanderbilt 46
Finals: Texas Tech 84, Ohio State 82 (Atlanta, Ga.)

2005	Baylor	33-3	Kim Mulkey-Robertson

Semifinals: Baylor 68, LSU 57
Finals: Baylor 84, Michigan State 62 (Indianapolis, Ind.)

NCAA Final Four Appearances

(Includes appearances prior to inception of Big 12 Conference)

Year	Team	Coach
1986	Texas	Jody Conradt (champion)
1987	Texas	Jody Conradt (semifinals)
1993	Texas Tech	Marsha Sharp (champion)
2002	Oklahoma	Sherri Coale (runner-up)
2003	Texas	Jody Conradt (semifinals)
2005	Baylor	Kim Mulkey-Robertson (champion)



Texas captured its first Big 12 regular season and championship titles in 2003 and repeated as co-champions in 2004.

Annual Big 12 Standings

1996-97

School	Big 12	Pct.	Overall	Pct.
*Kansas	14-2	.867	25-6	.807
Texas	12-4	.750	22-8	.733
#Colorado	12-4	.750	23-9	.719
Texas Tech	11-5	.688	20-9	.690
Kansas State	9-7	.562	19-12	.613
Iowa State	9-7	.562	17-12	.586
Nebraska	8-8	.500	19-9	.679
Oklahoma State	7-9	.438	15-12	.556
Baylor	7-9	.438	15-13	.536
Missouri	3-13	.188	10-20	.333
Texas A&M	3-13	.188	9-18	.333
Oklahoma	1-15	.063	5-22	.185

1997-98

School	Big 12	Pct.	Overall	Pct.
*#Texas Tech	15-1	.938	26-5	.839
Iowa State	12-4	.750	25-8	.758
Kansas	11-5	.688	23-9	.719
Nebraska	11-5	.688	23-10	.597
Oklahoma State	10-6	.625	20-11	.645
Baylor	10-6	.625	20-11	.645
Texas	7-9	.438	12-15	.444
Colorado	5-11	.313	12-16	.429
Oklahoma	4-12	.250	8-19	.296
Texas A&M	4-12	.250	9-19	.321
Kansas State	4-12	.250	11-17	.393
Missouri	3-13	.188	11-16	.407

1998-99

School	Big 12	Pct.	Overall	Pct.
*#Texas Tech	14-2	.875	30-4	.882
Iowa State	12-4	.750	25-8	.758
Kansas	11-5	.688	23-10	.697
Texas	10-6	.625	16-12	.571
Nebraska	8-8	.500	21-12	.636
Oklahoma	8-8	.500	15-14	.517
Baylor	8-8	.500	17-14	.548
Kansas State	7-9	.438	16-14	.533
Colorado	7-9	.438	15-14	.517
Missouri	5-11	.313	13-15	.464
Oklahoma State	4-12	.250	13-15	.464
Texas A&M	2-14	.125	7-20	.259

1999-00

School	Big 12	Pct.	Overall	Pct.
*#Iowa State	13-3	.813	27-6	.818
*Texas Tech	13-3	.813	28-5	.848
*Oklahoma	13-3	.813	25-8	.758
Kansas	11-5	.688	20-10	.667
Nebraska	10-6	.625	18-13	.581
Texas	9-7	.563	21-13	.618
Missouri	7-9	.438	18-12	.600
Kansas State	6-10	.375	13-17	.433
Oklahoma State	5-11	.353	14-16	.467
Colorado	4-12	.250	10-19	.345
Texas A&M	3-13	.188	11-16	.407
Baylor	2-14	.125	7-20	.259

2000-01

School	Big 12	Pct.	Overall	Pct.
*Oklahoma	15-1	.938	28-6	.824
Texas Tech	13-3	.813	25-7	.781
#Iowa State	12-4	.750	27-6	.818
Colorado	11-5	.688	22-9	.710
Missouri	10-6	.625	22-10	.688
Baylor	9-7	.563	21-9	.700
Texas	7-9	.438	20-13	.606
Oklahoma State	6-10	.375	16-15	.516
Kansas	5-11	.333	12-17	.414
Nebraska	4-12	.250	12-18	.400
Kansas State	2-14	.125	12-16	.429
Texas A&M	2-14	.125	12-16	.429

2001-02

School	Big 12	Pct.	Overall	Pct.
*#Oklahoma	14-2	.875	32-4	.889
Baylor	12-4	.750	27-6	.818
Colorado	11-5	.688	24-10	.706
Kansas State	11-5	.688	26-8	.765
Texas	10-6	.625	22-10	.688
Iowa State	9-7	.563	24-9	.727
Texas Tech	8-8	.500	20-12	.625
Oklahoma State	7-9	.438	16-15	.516
Texas A&M	5-11	.313	13-16	.448
Missouri	5-11	.313	14-15	.483
Nebraska	4-12	.250	14-16	.467
Kansas	0-16	.000	5-25	.167

2002-03

School	Big 12	Pct.	Overall	Pct.
*#Texas	15-1	.938	29-6	.829
Kansas State	14-2	.875	29-5	.853
Texas Tech	13-3	.813	29-6	.829
Colorado	11-5	.688	24-8	.750
Oklahoma	9-7	.563	19-13	.594
Missouri	9-7	.563	17-14	.548
Baylor	8-8	.500	24-11	.686
Iowa State	7-9	.438	12-16	.429
Kansas	3-13	.188	11-18	.379
Texas A&M	3-13	.188	10-18	.357
Oklahoma State	3-13	.188	8-21	.276
Nebraska	1-15	.063	8-20	.286

2003-04

School	Big 12	Pct.	Overall	Pct.
*Texas	14-2	.875	30-5	.857
*Kansas State	14-2	.875	25-6	.806
Colorado	11-5	.688	22-8	.733
Texas Tech	10-6	.625	25-8	.758
Baylor	10-6	.625	26-9	.743
#Oklahoma	9-7	.563	24-9	.727
Missouri	7-9	.438	17-13	.567
Nebraska	7-9	.438	18-12	.600
Iowa State	7-9	.438	18-15	.545
Oklahoma State	3-13	.188	8-20	.286
Texas A&M	2-14	.125	9-19	.321
Kansas	2-14	.125	9-19	.321

2004-05

School	Big 12	Pct.	Overall	Pct.
*#Baylor	14-2	.875	33-3	.917
Texas	13-3	.813	22-9	.710
Kansas State	12-4	.750	24-8	.750
Texas Tech	12-4	.750	24-8	.750
Iowa State	12-4	.750	23-7	.767
Nebraska	8-8	.500	18-14	.563
Oklahoma	8-8	.500	17-13	.567
Kansas	5-11	.313	12-16	.429
Missouri	4-12	.250	11-18	.379
Texas A&M	4-12	.250	16-15	.516
Oklahoma State	2-14	.125	7-20	.259
Colorado	2-14	.125	9-19	.321

*Regular Season Champion #Tournament Champion

All-Time Conference Regular Season and Tournament Champions

Big Eight Conference (1976-1996)

Year	Regular Season	Tournament
1976		Kansas State
1977		Kansas State
1978		Missouri
1979		Kansas
1980		Kansas
1981		Kansas
1982		Kansas State
1983		Kansas State
1984	Missouri Kansas State	Kansas State
1985	Missouri	Missouri
1986	Oklahoma	Missouri
1987	Kansas State Kansas Missouri	Kansas
1988	Nebraska	Kansas
1989	Colorado	Colorado
1990	Missouri	Oklahoma State
1991	Oklahoma State	Oklahoma State
1992	Kansas	Colorado
1993	Colorado	Kansas
1994	Colorado	Missouri
1995	Colorado	Colorado
1996	Kansas	Colorado

Big Eight Conference champion determined by postseason tournament from 1976-83.

Southwest Conference (1983-1996)

Year	Regular Season	Tournament
1983	Texas	Texas
1984	Texas	Texas
1985	Texas	Texas
1986	Texas	Texas
1987	Texas	Texas
1988	Texas	Texas
1989	Texas	Texas
1990	Texas	Texas
1991	Arkansas	Arkansas
1992	Texas Tech	Texas Tech
1993	Texas Tech	Texas Tech
1994	Texas Tech	Texas
1995	Texas Tech	Texas Tech
1996	Texas Texas Tech	Texas A&M

Iowa State won the 2000 and 2001 Big 12 Championship titles and shared the 2000 regular season crown.

Angie Braziel helped lead Texas Tech to Big 12 titles in 1998 and 1999.

All-Time Team Conference Titles*

Baylor	1
Colorado	4
Iowa State	1
Kansas	7
Kansas State	7
Missouri	5
Nebraska	1
Oklahoma	4
Oklahoma State	1
Texas	12
Texas A&M	0
Texas Tech	8

*(includes ties)

All-Time Conference Tournament Titles

Baylor	1
Colorado	5
Iowa State	2
Kansas	6
Kansas State	6
Missouri	5
Nebraska	0
Oklahoma	2
Oklahoma State	2
Texas	10
Texas A&M	1
Texas Tech	5

Big 12 Annual Team Statistical Leaders

SCORING OFFENSE

Year	Team	G	Pts	Avg/G
1997	Texas	31	2251	72.6
1998	Nebraska	33	2558	77.5
1999	Oklahoma	29	2190	75.5
2000	Iowa State	33	2638	79.9
2001	Oklahoma	34	2783	81.9
2002	Oklahoma	36	2815	78.2
2003	Baylor	35	2644	75.5
2004	Baylor	35	2696	77.0
2005	Iowa State	30	2273	75.8

SCORING DEFENSE

Year	Team	G	Pts	Avg/G
1997	Colorado	33	1873	55.1
1998	Oklahoma State	31	1831	59.1
1999	Kansas	33	1948	59.0
2000	Texas Tech	33	1857	56.3
2001	Texas Tech	32	1901	59.4
2002	Oklahoma	36	2228	61.9
2003	Texas	35	1953	55.8
2004	Texas	35	1983	56.7
2005	Texas Tech	32	1768	55.2

FIELD GOAL PERCENTAGE

Year	Team	FGM	FGA	Avg
1997	Texas Tech	741	1607	.461
1998	Texas Tech	902	1924	.469
1999	Iowa State	836	1824	.458
2000	Iowa State	942	1961	.480
2001	Iowa State	926	1906	.486
2002	Kansas State	938	1899	.494
2003	Kansas State	954	1985	.481
2004	Kansas State	878	1840	.477
2005	Baylor	976	2120	.460

FIELD GOAL PCT. DEFENSE

Year	Team	FGM	FGA	Avg
1997	Iowa State	590	1632	.362
1998	Oklahoma State	649	1788	.363
1999	Kansas	684	1791	.382
2000	Iowa State	782	2053	.381
2001	Baylor	688	1790	.384
2002	Baylor	736	1970	.374
2003	Texas Tech	726	2081	.349
2004	Kansas State	653	1807	.361
2005	Texas Tech	662	1901	.348

REBOUNDS

Year	Team	G	Reb.	Avg/G
1997	Kansas	31	1232	39.7
1998	Nebraska	33	1431	43.4
1999	Iowa State	33	1342	40.7
2000	Texas	34	1459	42.9
2001	Baylor	30	1394	46.5
2002	Baylor	33	1395	42.3
2003	Texas Tech	35	1487	42.5
	Baylor	35	1487	42.5
2004	Texas Tech	33	1405	42.6
2005	Texas Tech	32	1326	41.4

OPPONENTS' REBOUNDS

Year	Team	G	Reb.	Avg/G
1997	Kansas State	31	975	31.5
1998	Missouri	27	984	33.0
1999	Iowa State	33	1102	33.4
2000	Oklahoma	33	1070	32.4
2001	Iowa State	33	1062	32.3
2002	Iowa State	33	1036	31.4
2003	Kansas State	34	1121	33.0
2004	Texas	35	1164	33.3
2005	Kansas State	32	1035	32.3

BLOCKED SHOTS

Year	Team	G	Blocks	Avg/G
1997	Texas Tech	29	139	4.8
1998	Texas Tech	31	131	4.2
1999	Colorado	29	116	4.0
2000	Texas A&M	27	133	4.9
2001	Colorado	31	162	5.2
2002	Texas Tech	32	159	5.0
2003	Texas Tech	35	227	6.5
2004	Missouri	30	191	6.4
2005	Texas Tech	32	232	7.3

STEALS

Year	Team	G	Steals	Avg/G
1997	Nebraska	28	415	14.8
1998	Nebraska	33	412	12.5
1999	Nebraska	33	391	11.9
2000	Missouri	30	369	12.3
2001	Texas A&M	28	370	13.2
2002	Texas A&M	29	449	15.5
2003	Baylor	35	435	12.4
	Texas A&M	28	348	12.4
2004	Texas A&M	28	341	12.2
2005	Texas A&M	31	337	10.9

3-POINT FIELD GOAL PERCENTAGE

Year	Team	FGM	FGA	Avg
1997	Texas Tech	150	409	.367
1998	Iowa State	266	705	.377
1999	Texas Tech	175	453	.386
2000	Iowa State	300	756	.397
2001	Iowa State	300	736	.408
2002	Kansas State	262	637	.411
2003	Texas	151	391	.386
2004	Baylor	155	399	.388
2005	Baylor	163	400	.408

FREE THROW PERCENTAGE

Year	Team	FTM	FTA	Avg
1997	Oklahoma State	437	610	.716
1998	Iowa State	539	729	.739
1999	Oklahoma State	480	638	.752
2000	Oklahoma State	493	658	.749
2001	Colorado	593	766	.774
2002	Colorado	532	696	.764
2003	Missouri	368	488	.754
2004	Iowa State	392	517	.758
2005	Iowa State	404	539	.750

SCORING MARGIN

Year	Team	OFF	DEF	Margin
1997	Nebraska	71.1	58.7	+12.4
1998	Nebraska	76.5	60.0	+16.5
1999	Texas Tech	74.1	60.3	+13.9
2000	Iowa State	79.9	63.5	+16.4
2001	Iowa State	79.5	63.9	+15.5
2002	Oklahoma	78.2	61.9	+16.3
2003	Texas	74.5	55.8	+18.7
2004	Kansas State	75.5	59.0	+16.5
2005	Texas Tech	71.7	55.2	+16.4

3-POINT FIELD GOALS MADE

Year	Team	G	3FG	Avg/G
1997	Iowa State	29	192	6.6
1998	Iowa State	33	266	8.1
1999	Iowa State	33	249	7.6
2000	Iowa State	33	300	9.1
2001	Iowa State	33	300	9.1
2002	Iowa State	33	268	8.1
2003	Iowa State	28	199	7.1
2004	Iowa State	33	240	7.3
2005	Iowa State	30	261	8.7

REBOUNDING MARGIN

Year	Team	Team	Avg	Opp	Avg	Mar.
1997	Kansas	1232	39.7	1109	35.8	+3.9
1998	Nebraska	1431	43.4	1146	34.7	+8.7
1999	Iowa State	1342	40.7	1102	33.4	+7.3
2000	Iowa State	1365	41.4	1109	33.6	+7.8
2001	Iowa State	1394	46.5	1083	36.1	+10.4
2002	Iowa State	1338	40.5	1036	31.4	+9.2
2003	Texas	1468	41.9	1212	34.6	+7.3
2004	Texas Tech	1405	42.6	1142	34.6	+8.0
2005	Kansas State	1262	39.4	1035	32.3	+7.1

Big 12 Annual Individual Statistical Leaders

SCORING

Year	Team	G	Pts	Avg/G
1997	Alicia Thomas, TT, Jr	28	660	23.6
1998	Alicia Thomas, TT, Sr	31	719	23.2
1999	Angie Braziel, TT, Sr	34	690	20.3
2000	Edwina Brown, UT, Sr	34	722	21.2
2001	Sheila Lambert, BU, Jr	30	662	22.1
2002	Angie Welle, ISU, Sr	33	676	20.5
2003	Lindsey Wilson, ISU, Sr	28	539	19.2
2004	Trisha Skibbe, OSU, Sr	26	494	19.0
2005	Kendra Wecker, KSU, Sr	29	609	21.0

FIELD GOAL PERCENTAGE

Year	Player,Team	FG	FG	Pct.
1997	LaToya Doage, NU, Sr	86	143	.601
1998	Charlie Rogers, NU, Fr	114	188	.606
1999	Kera Alexander, TAMU, Jr	133	231	.576
2000	Angie Welle, ISU, So	185	286	.647
2001	Angie Welle, ISU, Jr	228	348	.655
2002	Angie Welle, ISU, Sr	244	369	.661
2003	Maria Villarroel, OU, Jr	175	304	.576
2004	LaToya Davis, TT, So	98	163	.601
2005	LaToya Davis, TT, Jr	157	256	.613

3-POINT FIELD GOAL PERCENTAGE

Year	Player,Team	FG	FG	Pct.
1997	Rene Hanebutt,TT, So	73	171	.427
1998	Stacy Frese, ISU, So	100	219	.457
1999	Stacy Frese, ISU, Jr	88	191	.461
2000	Phylesha Whaley, OU, Sr	39	80	.488
2001	Erica Junod, ISU, Fr	36	68	.529
2002	Kristin Rethman, KSU, Sr	69	145	.476
2003	Sabrina Scott, CU, Sr	39	80	.488
2004	Jessika Stratton, BU, Sr	49	109	.450
2005	Anne O'Neil, ISU, Sr	58	117	.496

ASSISTS

Year	Player,Team	G	Asst	Avg/G
1997	Tara Gunderson, ISU, Sr	29	134	4.6
1998	Stacy Frese, ISU, So	33	190	5.8
1999	Edwina Brown, UT, Jr	28	159	5.7
2000	Edwina Brown, UT, Sr	34	203	6.0
2001	Stacey Dales, OU, Jr	34	248	7.2
2002	Sheila Lambert, BU, Sr	33	216	6.6
2003	Erin Grant, TT, Fr	35	228	6.5
2004	Toccara Williams, TAMU	27	192	7.1
2005	Erin Grant, TT, Jr	31	218	7.0

BLOCKED SHOTS

Year	Player,Team	G	Blocks	Avg/G
1997	Crystal Boles, TT, Jr	26	90	3.5
1998	Angie Braziel, TT, Jr	31	53	1.7
1999	Angie Braziel, TT, Sr	34	64	1.9
2000	Amanda Lassiter, MU, Jr	30	69	2.3
2001	Britt Hartshorn, CU, Jr	31	69	2.2
2002	Cisti Greenwalt, TT, Fr	29	60	2.1
2003	Tamara Ransburg, KU, Fr	29	68	2.3
2004	Stretch James, MU, Sr	30	71	2.4
2005	Cisti Greenwalt, TT, Sr	32	105	3.3

STEALS

Year	Player,Team	G	Steals	Avg/G
1997	LaToya Doage, NU, Sr	25	71	2.8
1998	Nicole Kubik, NU, So	33	104	3.2
1999	Nicole Kubik, NU, Jr	33	136	4.1
2000	Nicole Kubik, NU, Sr	31	107	3.5
2001	LaNeishea Caufield, OU, Jr	34	135	4.0
2002	Toccara Williams, TAMU, So	29	117	4.0
2003	Toccara Williams, TAMU, Jr	27	117	4.3
2004	Toccara Williams, TAMU, Sr	27	192	7.1
2005	Tiffany Jackson, UT, So	31	103	3.3

FREE THROW PCT.

Year	Player,Team	FT	FTA	Pct.
1997	Cheri Edwards, OSU, Jr	69	80	.863
1998	Prissy Sharpe, TAMU, So	114	133	.857
1999	Jennifer Crow, OSU, Jr	153	184	.832
2000	Prissy Sharpe, TAMU, Sr	55	62	.887
2001	Linda Lappe, CU, So	85	99	.859
2002	Laurie Koehn, KSU, Fr	94	105	.895
2003	Kendra Wecker, KSU, So	76	88	.864
	Kerensa Barr, MU, Sr	76	88	.864
2004	Kate Fagan, CU, Sr	63	71	.887
2005	Alesha Robertson, TT, So	71	82	.866

3-POINT FIELD GOALS PER GAME

Year	Player,Team	G	3FG	Avg/G
1997	T. Gunderson, ISU, Sr	29	77	2.7
1998	Stacy Frese, ISU, So	33	100	3.0
1999	Rene Hanebutt, TT, Sr	34	107	3.2
2000	Kim Woodlee, KSU, Jr	30	83	2.8
2001	Kim Woodlee, KSU, Sr	28	78	2.8
2002	Laurie Koehn, KSU, Fr	34	122	3.6
2003	Kate Fagan, CU, Jr	32	70	2.2
2004	Laurie Koehn, KSU, Jr	31	100	3.2
2005	Laurie Koehn, KSU, Sr	32	98	3.1

REBOUNDS

Year	Player,Team	OFF	DEF	TOT	Avg/G
1997	Alicia Thompson, TT, Jr	61	212	273	9.8
1998	Kesha Bonds, MU, Jr	92	181	273	10.1
1999	Kesha Bonds, MU, Sr	81	185	266	9.5
2000	Keitha Dickerson, TT, Sr	89	241	330	10.0
2001	Danielle Crockrom, BU, Jr	152	195	347	11.6
2002	Angie Welle, ISU, Sr	112	260	372	11.3
2003	Sophia Young, BU, Fr	142	209	351	10.0
2004	Evan Unrau, MU, Sr	112	155	267	8.9
2005	Kendra Wecker, KSU, Sr	69	223	292	10.1

Texas A&M's Toccara Williams led the conference in steals from 2002-04.

Kansas State's Kendra Wecker was the 2005 Big 12 leader in scoring and rebounding.

Big 12 Annual Honors

All-Big 12 Teams

1997
First Team
Tamecka Dixon, Kansas
Alicia Thompson, Texas Tech
Anna DeForge, Nebraska
Andria Jones, Kansas State
Jayme Olson, Iowa State

Second Team
Reagan Scott, Colorado
Erin Scholz, Colorado
Angela Jackson, Texas
Renee Roberts, Oklahoma State
Amie Smith, Texas

Third Team
Danielle Viglione, Texas
Rene Hanebutt, Texas Tech
LaToya Doage, Nebraska
Kacy Moffitt, Baylor
*Janel Grimm, Iowa State
*La Shena Graham, Colorado
*Tied for position

Honorable Mention
Lana Tucker, Texas A&M; Julie Helm, Missouri; Jennifer Trapp, Kansas; Cheri Edwards, Oklahoma State; Missy Decker, Kansas State; Nakia Sanford, Kansas; Tara Gunderson, Iowa State; Tina Taylor, Oklahoma; Kesha Bonds, Missouri; Phylesha Whaley, Oklahoma; Vanessa Wallace, Texas; Lynn Pride, Kansas; Angie Jo Ogletree, Texas; Melissa Rollerson, Texas A&M; Angie Halbleib, Kansas

1998
First Team
Alicia Thompson, Texas Tech
Anna DeForge, Nebraska
Phylesha Whaley, Oklahoma
Lynn Pride, Kansas
Stacy Frese, Iowa State

Second Team
Angela Jackson, Texas
Lara Webb, Baylor
Jayme Olson, Iowa State
Kacy Moffitt, Baylor
Angie Braziel, Texas Tech

Third Team
Julie Helm, Missouri
Janel Grimm, Iowa State
Prissy Sharpe, Texas A&M
Rene Hanebutt, Texas Tech
Nicole Kubik, Nebraska

Honorable Mention
Toya Ellis, Baylor; La Shena Graham, Colorado; Edwina Brown, Texas; Cheri Edwards, Oklahoma State; Megan Taylor, Iowa State; Suzi Raymant, Kansas; Brit Jacobson, Kansas State; Renee Roberts, Oklahoma State; Kesha Bonds, Missouri; Jennifer Crow, Oklahoma State; Julie Lake, Texas Tech; Angie Finkes, Kansas State; Amy Yates, Texas A&M



Tamecka Dixon
Kansas

1999
First Team
Angie Braziel, Texas Tech
Lynn Pride, Kansas
Stacy Frese, Iowa State
Phylesha Whaley, Oklahoma
Edwina Brown, Texas

Second Team
Nicole Kubik, Nebraska
Megan Taylor, Iowa State
Rene Hanebutt, Texas Tech
Lara Webb, Baylor
Prissy Sharpe, Texas A&M

Third Team
Jennifer Crow, Oklahoma State
Julie Helm, Missouri
Kesha Bonds, Missouri
Nicky Ramage, Kansas State
Brooke Schwartz, Nebraska

Honorable Mention
Kacy Moffitt, Baylor; Desiree Francis, Iowa State; Linda Lappe, Colorado; Stacey Dales, Oklahoma; LaNeishea Caufield, Oklahoma; Keitha Dickerson, Texas Tech; Kim Lummus, Texas; Angie Finkes, Kansas State; Nakia Sanford, Kansas; Toya Ellis, Baylor; Angie Welle, Iowa State; Chaquita Dilworth, Colorado; Olga Firsova, Kansas State

2000
First Team
Phylesha Whaley, Oklahoma
Edwina Brown, Texas
Stacy Frese, Iowa State
Lynn Pride, Kansas
Nicole Kubik, Nebraska

Second Team
Keitha Dickerson, Texas Tech
Jennifer Crow, Oklahoma State
Stacey Dales, Oklahoma
Angie Welle, Iowa State
LaNeishea Caufield, Oklahoma

Third Team
Amanda Lassiter, Missouri
Jaynetta Saunders, Texas A&M
Megan Taylor, Iowa State
Jenny Roulier, Colorado
Desiree Francis, Iowa State

Honorable Mention
Nicole Collins, Baylor; Suzi Raymant, Kansas; Brooke Reves, Kansas; Jaclyn Johnson, Kansas; Jennifer Jackson, Kansas; Angie Finkes, Kansas State; Nicky Ramage, Kansas State; Olga Firsova, Kansas State; Julie Helm, Missouri; Brooke Schwartz, Nebraska; Prissy Sharpe, Texas A&M; Melinda Schmucker-Pharies, Texas Tech

2001
First Team
Stacey Dales, Oklahoma
Angie Welle, Iowa State
Sheila Lambert, Baylor
Danielle Crockrom, Baylor
Amanda Lassiter, Missouri

Second Team
LaNeishea Caufield, Oklahoma
Jaynetta Saunders, Texas A&M
Megan Taylor, Iowa State
Plenette Pierson, Texas Tech
Caton Hill, Oklahoma

Stacey Dales
Oklahoma

Big 12 Annual Honors

All-Big 12 Teams

Third Team
Nicole Ohlde, Kansas State
Katrisa O'Neal, Texas Tech
Lindsey Wilson, Iowa State
Mandy Nightingale, Colorado
Jenny Roulier, Colorado

Honorable Mention
Britt Hartshorn, Colorado; Tracy Gahan, Iowa State; Jaclyn Johnson, Kansas; Brooke Reves, Kansas; Jennifer Jackson, Kansas; Marlena Williams, Missouri; Casey Leonhardt, Nebraska; Kara Faulk, Oklahoma State; JoRuth Woods, Texas; Stacy Stephens, Texas; Jia Perkins, Texas Tech

2002
First Team
Stacey Dales, Oklahoma
Sheila Lambert, Baylor
Nicole Ohlde, Kansas State
Angie Welle, Iowa State
Danielle Crockrom, Baylor

Second Team
LaNeishea Caufield, Oklahoma
Jia Perkins, Texas Tech
Stacy Stephens, Texas
Mandy Nightingale, Colorado
Lindsey Wilson, Iowa State

Third Team
Caton Hill, Oklahoma
Jenny Roulier, Colorado
Laurie Koehn, Kansas State
Kendra Wecker, Kansas State
*Tracy Gahan, Iowa State
*Rosalind Ross, Oklahoma
*Tied for Position

Honorable Mention
Evan Unrau, Missouri; Kerensa Barr, Missouri; Keasha Cannon, Nebraska; Trisha Skibbe, Oklahoma State; Heather Schreiber, Texas; Toccara Williams, Texas A&M; Meg Banahan, Texas A&M; Amber Tarr, Texas Tech

2003
First Team
Nicole Ohlde, Kansas State
Kendra Wecker, Kansas State
Plenette Pierson, Texas Tech
Stacy Stephens, Texas
Heather Schreiber, Texas
Jia Perkins, Texas Tech
Lindsey Wilson, Iowa State
Tera Bjorklund, Colorado
Evan Unrau, Missouri
Megan Mahoney, Kansas State

Second Team
Steffanie Blackmon, Baylor
Trisha Skibbe, Oklahoma State
Toccara Williams, Texas A&M
Dionnah Jackson, Oklahoma
Chelsi Welch, Oklahoma

Honorable Mention
Sophia Young, Baylor; Sabrina Scott, Colorado; Linda Lappe, Colorado; Kerensa Barr, Missouri; Alexa Johnson, Nebraska

2004
First Team
Nicole Ohlde, Kansas State
Kendra Wecker, Kansas State
Stacy Stephens, Texas
Tera Bjorklund, Colorado
Evan Unrau, Missouri
Heather Schreiber, Texas
Toccara Williams, Texas A&M
Sophia Young, Baylor
Steffanie Blackmon, Baylor
Jamie Carey, Texas

Second Team
Erin Grant, Texas Tech
Dionnah Jackson, Oklahoma
Tiffany Jackson, Texas
Laurie Koehn, Kansas State
Maria Villarroel, Oklahoma

Honorable Mention
Alesha Robertson, Texas Tech; Caton Hill, Oklahoma; Keasha Cannon-Johnson, Nebraska; Kate Fagan, Colorado; Megan Mahoney, Kansas State; Alexa Johnson, Nebraska; Stretch James, Missouri; Randie Wirt, Colorado; Anne O'Neil, Iowa State

2005
First Team
Kendra Wecker, Kansas State
Sophia Young, Baylor
Tiffany Jackson, Texas
Dionnah Jackson, Oklahoma
Anne O'Neil, Iowa State
Steffanie Blackmon, Baylor
Erin Grant, Texas Tech
Jamie Carey, Texas
Cisti Greenwalt, Texas Tech
Kiera Hardy, Nebraska

Second Team
Leah Rush, Oklahoma
Katie Robinette, Iowa State
Laurie Koehn, Kansas State
Chesley Dabbs, Texas Tech
Heather Schreiber, Texas

Honorable Mention
Veronica Johns-Richardson, Colorado; Crystal Kemp, Kansas; Erica Hallman, Kansas; Megan Mahoney, Kansas State; Tiffany Brooks, Missouri; Christelle N'Garsanet, Missouri; Jina Johansen, Nebraska; Nina Stone, Oklahoma State; Morenike Atunrase, Texas A&M; Alesha Robertson, Texas Tech; LaToya Davis, Texas Tech

Big 12 Season Honors

Coach of the Year

1997	Marian Washington, Kansas
1998	Marsha Sharp, Texas Tech
1999	Marsha Sharp, Texas Tech
2000	Sherri Coale, Oklahoma
2001	Sherri Coale, Oklahoma
2002	Deb Patterson, Kansas State
2003	Jody Conradt, Texas
2004	Jody Conradt, Texas
2005	Kim Mulkey-Robertson, Baylor

Player of the Year

1997	Tamecka Dixon, Kansas
1998	Alicia Thompson, Texas Tech
1999	Angie Braziel, Texas Tech
2000	Phylesha Whaley, Oklahoma
2001	Stacey Dales, Oklahoma
2002	Stacey Dales, Oklahoma
2003	Nicole Ohlde, Kansas State
2004	Nicole Ohlde, Kansas State
2005	Kendra Wecker, Kansas State

Freshman of the Year

1997	Julie Helm, Missouri
1998	Megan Taylor, Iowa State
1999	LaNeishea Caufield, Oklahoma
2000	Plenette Pierson, Texas Tech
2001	Nicole Ohlde, Kansas State
2002	Heather Schreiber, Texas
2003	Chelsi Welch, Oklahoma
	Erin Grant, Texas Tech
2004	Tiffany Jackson, Texas
2005	Morenike Atunrase, Texas A&M

Newcomer of the Year

1997	Nicole Palmer, Baylor
1998	Stacy Frese, Iowa State
1999	Desiree Francis, Iowa State
2000	Amanda Lassiter, Missouri
2001	Sheila Lambert, Baylor
2002	Keasha Cannon, Nebraska
2003	Jamie Carey, Texas
2004	Nina Stone, Oklahoma State
2005	Jelena Spiric, Nebraska

Kim Mulkey-Robertson

Kendra Wecker

Morenike Atunrase

Jelena Spiric

All-Time Big 12 Weekly Honors

Player, Rookie of the Week

1997 Players of the Week
Dec. 2 Janel Grimm, ISU
Dec. 9 Kesha Bonds, MU
Dec. 16 Tamecka Dixon, KU
Dec. 22 Alicia Thompson, TT
Jan. 6 Andria Jones, KSU
Jan. 13 Renee Roberts, OSU
Jan. 20 Anna DeForge, NU
Jan. 27 Tamecka Dixon, KU
Feb. 3 Angela Jackson, UT & Renee Roberts, OSU
Feb. 10 Alicia Thompson, TT
Feb. 17 Melissa Rollerson, TAMU
Feb. 24 Reagan Scott, CU
March 3 Angie Halbleib, KU

1997 Rookies of the Week
Dec. 2 Jennifer Crow, OSU
Dec. 9 Melinda Schmucker, TT
Dec. 16 Jennifer Crow, OSU
Dec. 22 Keitha Dickerson, TT
Jan. 6 Phylesha Whaley, OU
Jan. 13 Jennifer Crow, OSU
Jan. 20 Phylesha Whaley, OU
Jan. 27 Julie Helm, MU
Feb. 3 Julie Helm, MU
Feb. 10 Julie Helm, MU
Feb. 17 Edwina Brown, UT
Feb. 24 Mandy Hayworth, BU
March 3 Angie Finkes, KSU

1998 Players of the Week
Nov. 24 Anna DeForge, NU
Dec. 1 Prissy Sharpe, TAMU
Dec. 8 Suzi Raymant, KU
Dec. 15 Phylesha Whaley, OU
Dec. 22 Edwina Brown, UT
Jan. 5 Alicia Thompson, TT
Jan. 12 Janel Grimm, ISU
Jan. 19 Phylesha Whaley, OU
Jan. 26 Angie Finkes, KSU
Feb. 1 Angela Jackson, UT
Feb. 9 Alicia Thompson, TT
Feb. 16 Phylesha Whaley, OU
Feb. 23 Nicole Kubik, NU
March 2 Suzi Raymant, KU

1998 Rookies of the Week
Nov. 24 Jenny Circle, CU
Dec. 1 Ewa Laskowska, KSU
Dec. 8 Megan Taylor, ISU
Dec. 15 Stacy Frese, ISU
Dec. 22 Megan Taylor, ISU
Jan. 5 Megan Gregg, OSU
Jan. 12 Lara Webb, BU
Jan. 19 Lara Webb, BU
Jan. 26 Megan Taylor, ISU
Feb. 1 Angie Braziel, TT
Feb. 9 Megan Taylor, ISU
Feb. 16 Megan Taylor, ISU
Feb. 23 Kim Tarkington, TAMU
March 2 Stacy Frese, ISU

1999 Players of the Week
Nov. 23 Julie Helm, MU
Nov. 30 Angie Braziel, TT
Dec. 7 Nicole Kubik, NU
Dec. 14 Lara Webb, BU
jan. 4 Lynn Pride, KU
Jan. 11 Edwina Brown, UT
Jan. 18 Nicky Ramage, KSU
Jan. 25 Lynn Pride, KU
Feb. 1 Stacy Frese, ISU
Feb. 8 Phylesha Whaley, OU
Feb. 15 Phylesha Whaley, OU
Feb. 22 Megan Taylor, ISU
March 1 Angie Braziel, TT

1999 Rookies of the Week
Nov. 23 Olga Firsova, KSU
Nov. 30 LaNeishea Caufield, OU
Dec. 7 Desiree Francis, ISU
Dec. 14 LaNeishea Caufield, OU
Jan. 4 Asha Hill, UT
Jan. 11 Angie Welle, ISU
Jan. 18 LaNeishea Caufield, OU
Jan. 25 Britt Hartshorn, CU
Feb. 1 Brooke Reves, KU
Feb. 8 Kristin Rethman, KSU
Feb. 15 LaNeishea Caufield, OU
Feb. 22 Danielle Crockrom, BU
March 1 Linda Lappe, CU

2000 Players of the Week
Nov. 29 Edwina Brown, UT
Dec. 6 Suzi Raymant, KU
Dec. 13 Stacy Frese, ISU
Dec. 20 Tari Cummings, OSU
Jan. 3 Lynn Pride, KU
Jan. 10 Edwina Brown, UT
Jan. 17 Angie Welle, ISU
Jan. 24 Phylesha Whaley, OU
Jan. 31 Jennifer Crow, OSU
Feb. 7 Phylesha Whaley, OU
Feb. 14 Nicole Kubik, NU
Feb. 21 Keitha Dickerson, TT
Feb. 28 Angie Welle, ISU
March 3 Jessica Bates, OSU

2000 Rookies of the Week
Nov. 29 Jaynetta Saunders, TAMU
Dec. 6 Plenete Pierson, TT
Dec. 13 Amanda Lassiter, MU
Dec. 20 Jaynetta Saunders, TAMU
Jan. 3 Jaynetta Saunders, TAMU
Jan. 10 Amanda Lassiter, MU
Jan. 17 Alisha Sare, UT
Jan. 24 Alisha Sare, UT
Jan. 31 Jaynetta Saunders, TAMU
Feb. 7 Amanda Lassiter, MU
Feb. 14 Chantoya Hawkins, OSU
Feb. 21 Sabrina Scott, CU
Feb. 28 Jaynetta Sanders, TAMU
March 3 Lindsey Wilson, ISU

2001 Players of the Week
Nov. 27 Katrisa O'Neal, TT
Dec. 4 Amanda Lassiter, MU
Dec. 11 Danielle Crockrom, BU
Dec. 18 Mandy Nightingale, CU
Jan. 2 Caton Hill, OU
Jan. 8 Sheila Lambert, BU
Jan. 15 Stacey Dales, OU
Jan. 22 Jaynetta Saunders, TAMU
Jan. 29 Danielle Crockrom, BU
Feb. 5 Kara Faulk, OSU
Feb. 12 Tracy Franklin, MU
Feb. 19 Stacey Dales, OU
Feb. 26 Plenette Pierson, TT
March 2 Danielle Crockrom, BU

2001 Rookies of the Week
Nov. 27 Nicole Ohlde, KSU
Dec. 4 Tera Bjorklund, CU
Dec. 11 Sheila Lambert, BU
Dec. 18 Nicole Ohlde, KSU
Jan. 2 Sheila Lambert, BU
Jan. 8 Evan Unrau, MU
Jan. 15 Jia Perkins, TT
Jan. 22 Rosalind Ross, OU
Jan. 29 Jessika Stratton, BU
Feb. 5 Jia Perkins, TT
Feb. 12 Nicole Ohlde, KSU
Feb. 19 Stacy Stephens, UT
Feb. 26 Sheila Lambert, BU
March 2 Jia Perkins, TT

2002 Players of the Week
Nov. 26 Stacy Stephens, UT
Dec. 3 Stacey Dales, OU
Dec. 10 Lindsey Wilson, ISU
LaNeishea Caufield, OU
Dec. 17 Angie Welle, ISU
Jan. 2 Jia Perkins, TT
Jan. 7 Nicole Ohlde, KSU
Jan. 14 Stacy Stephens, UT
Jan. 21 Amber Tarr, TT
Jan. 28 Sheila Lambert, BU
Feb. 4 Tracy Gahan, ISU
Feb. 11 Danielle Crockrom, BU
Feb. 18 Tari Cummings, OSU
Feb. 25 Danielle Crockrom, BU
March 1 Sheila Lambert, BU

2002 Rookies of the Week
Nov. 26 Kendra Wecker, KSU
Dec. 3 Keasha Cannon, NU
Dec. 10 Laurie Koehn, KSU
Dec. 17 Keasha Cannon, NU
Jan. 2 Heather Schreiber, UT
Jan. 7 Kendra Wecker, KSU
Jan. 14 Laurie Koehn, KSU
Jan. 21 Kala Bowers, UT
Jan. 28 Laurie Koehn, KSU
Feb. 4 Kim Moore, TAMU
Feb. 11 Keasha Cannon, NU
Feb. 18 Heather Schreiber, UT
Feb. 25 Cisti Greenwalt, TT
March 1 Jordan Davis, BU

2003 Players of the Week
Nov. 25 Kendra Wecker, KSU
Dec. 2 Nicole Ohlde, KSU
Dec. 9 Jia Perkins, TTU
Dec. 16 Alexa Johnson, NU
Dec. 30 Lindsey Wilson, ISU
Jan. 6 Plenette Pierson, TTU
Jan. 13 Kendra Wecker, KSU
Jan. 20 Stacy Stephens, UT
Jan. 27 Dionnah Jackson, OU
Feb. 3 Lindsey Wilson, ISU
Feb. 10 Nicole Ohlde, KSU
Feb. 17 Stacy Stephens, UT
Feb. 24 Nicole Ohlde, KSU
March 3 Heather Schreiber, UT
March 7 Jia Perkins, TTU

2003 Rookies of the Week
Nov. 25 Erin Grant, TTU
Dec. 2 Maria Villarroel, OU
Dec. 9 Aquanita Burras, KU
Dec. 16 Anne O'Neil, ISU
Dec. 30 Sophia Young, BU
Jan. 6 Erin Grant, TTU
Jan. 13 LaToya Davis, TTU
Jan. 20 Erin Grant, TTU
Jan. 27 Laura Andrews, OU
Feb. 3 Anne O'Neil, ISU
Feb. 10 Theresa Schuknecht, OU
Feb. 17 Sophia Young, BU
Feb. 24 Jamie Carey, UT
March 3 Jamie Carey, UT
March 7 Sophia Young, BU

2004 Players of the Week
Nov. 24 Jamie Carey, UT
Jia Perkins, TTU
Dec. 1 Tera Bjorklund, CU
Dec. 8 Trisha Skibbe, OSU
Dec. 15 K. Cannon-Johnson, NU
Dec. 22 Heather Schreiber, UT
Jan. 5 Jamie Carey, UT
Jan. 12 Nicole Ohlde, KSU
Jan. 19 Sophia Young, BU
Jan. 26 Jessika Stratton, BU
Margaret Richards, NU
Feb. 2 Nicole Ohlde, KSU
Feb. 9 Kendra Wecker, KSU
Feb. 16 Toccara Williams, TAMU
Feb. 23 Steffanie Blackmon, BU
March 1 Kendra Wecker, KSU
March 7 Nicole Ohlde, KSU
Stacy Stephens, UT

2004 Rookies of the Week
Nov. 24 Emily Waner, CU
Dec. 1 Tiffany Jackson, UT
Dec. 8 Lyndsey Medders, ISU
Dec. 15 Emily Niemann, BU
Dec. 22 Alesha Robertson, TTU
Jan. 5 Tiffany Jackson, UT
Jan. 12 Leah Rush, OU
Jan. 19 Emily Waner, CU
Jan. 26 Kiera Hardy, NU
Feb. 2 Tiffany Jackson, UT
Feb. 9 Alesha Robertson, TTU
Feb. 16 Erin Higgins, OU
Feb. 23 Megan Ronhovde, ISU
March 1 Tiffany Jackson, UT
March 7 Tiffany Jackson, UT

All-Time Big 12 Weekly Honors

Player, Rookie of the Week

2005 Players of the Week

Nov. 22	Sophia Young, BU
Nov. 29	Kendra Wecker, KSU
Dec. 6	Dionnah Jackson, OU
Dec. 13	Alesha Robertson, TTU
Dec. 20	Anne O'Neil, ISU
Jan. 3	Kendra Wecker, KSU
Jan. 10	Sophia Young, BU
Jan. 17	Kiera Hardy, NU
Jan. 24	Nina Norman, OSU
Jan. 31	Tiffany Jackson, UT
Feb. 7	Sophia Young, BU
Feb. 14	Dionnah Jackson, OU
Feb. 21	Steffanie Blackmon, BU
Feb. 28	Kendra Wecker, KSU
March 4	Chelsea Whitaker, BU

2005 Rookies of the Week

Nov. 22	Kara Richards, CU
Nov. 29	Kassie Drew, MU
Dec. 6	Jackie McFarland, CU
	Patrice Reado, TAMU
Dec. 13	Morenike Atunrase, TAMU
Dec. 20	Patrice Reado, TAMU
Jan. 3	Jackie McFarland, CU
	Patrice Reado, TAMU
Jan. 10	Jelena Spiric, NU
Jan. 17	Jelena Spiric, NU
Jan. 24	Morenike Atunrase, TAMU
Jan. 31	Danielle Page, NU
	Darrice Griffin, TTU
Feb. 7	Morenike Atunrase, TAMU
Feb. 14	Danielle Page, NU
Feb. 21	A'Quonesia Franklin, TAMU
Feb. 28	A'Quonesia Franklin, TAMU
March 4	A'Quonesia Franklin, TAMU

Anna DeForge
Nebraska

Phylesha Whaley
Oklahoma

Lynn Pride
Kansas

Big 12 Annual Honors

Academic Teams

1997
First Team
Tinker Jacobs, CU
Jennifer Terry, CU
Janel, Grimm, ISU
Julie Hand, ISU
Michelle Jensen, ISU
Jayme Olson, ISU
Cheyenne Palmer, ISU
Angie Halbleib, KU
Kjersten Larson, KSU
Sara Munson, KSU
Nicky Ramage, KSU
Missy Decker, KSU
Angie Finkes, KSU
Jenny Coalson, KSU
Ekpedme Akpaffiong, MU
Susan Dixon, MU
Amy Monsees, MU
Lindsay Thornton, MU
Leslie Woehrer, MU
Kate Benson, NU
Amy Gusso, NU
Jami Jurgens, NU
Nicole Kubik, NU
Cori McDill, NU
Charlie Rogers, NU
Renee Saunders, NU
Jenny Bramer, OU
Shonika Breedlove, OU
Shontell Brown, OU
Roxanne Long, OU
Phylesha Whaley, OU
Michele Workman, OU
Kourtney Bower, OSU
Cheri Edwards, OSU
Jennifer Crow, OSU
Nikki Harmon, OSU
Amber Hasenmyer, UT
Angie Jo Ogletree, UT
Amie Smith, UT
Amie Smith, UT
Danielle Viglione, UT
Amber Tate, TTU
Elesha Walker, TTU

Honorable Mention
La Shena Graham, CU
Erin Scholz, CU
Raegan Scott, CU
Heather Fletcher, KU
Andria Jones, KSU
Stephanie White, MU
Anna DeForge, NU
Sheila McPherson, NU
Suzanne Kern, OU
Kim Lummus, UT
Lana Tucker, TAMU
Jennifer Cockerell, TTU
Cassandra Parker, TTU

1998
First Team
La Shena Graham, CU
Stacy Frese, ISU
Janel Grimm, ISU
Jayme Olson, ISU
Jennifer Jackson, KU
Jaclyn Johnson, KU
Casey Pruitt, KU
Nikki White, KU
Jenny Coalson, KSU
Morgen Finneran, KSU
Brit Jacobson, KSU
Kimberly Woodlee, KSU
Ekpedeme Akpaffiong, MU
Amy Monsees, MU
Kate Benson, NU
Amy Gusso, NU
Jami Jurgens, NU
Jami Kubik, NU
Cori McDill, NU
Charlie Rogers, NU
Amanda Went, NU
Shonika Breedlove, OU
Sunny Hardeman, OU
Roxanne Long, OU
Desiree Taylor, OU
Michele Workman, OU
Kourtney Bower, OSU
Jennifer Crow, OSU
Cheri Edwards, OSU
Meg Brown, UT
Kim Lummus, UT
Kera Alexander, TAMU
Prissy Sharpe, TAMU
Elesha Walker, TTU

Honorable Mention
Alexis Felts, CU
Heather Fletcher, KU
Julie Helm, MU
Anna DeForge, NU
Emily Thompson, NU
Kelly Workman, OU
Sarah Boyd, OSU
Nikki Harmon, OSU
Taryn Brown, UT
Virginia Viverett, UT
Jennifer Burrows, TAMU
Kim Linder, TAMU

1999
First Team
Brittany Bruns, BU
Nicole Collins, BU
Lara Webb, BU
Eisha Bowman, CU
Kami Carmann, CU
Stacy Frese, ISU
Sarah Robson, ISU
Alyssa Shriver, ISU
Jennifer Jackson, KU
Morgen Finneran, KSU
Olga Firsova, KSU
Kristin Rethman, KSU
Kim Woodlee, KSU
Amy Monsees, MU
Ekpe Akpaffiong, MU
Natalie Bright, MU
Alison Johnston, MU
Kate Benson, NU
Jennifer Jaracz, NU
Cori McDill, NU
Lisa Reitsma, NU
Charlie Rogers, NU
Amanda Went, NU
LaNeishea Caufield, OU
Jennifer Cunningham, OU
Stacey Dales, OU
Desiree Taylor, OU
Michele Workman, OU
Kourtney Bower, OSU
Jennifer Crow, OSU
Kara Faulk, OSU
Coleman Smith, OSU
Kim Lummus, UT
Kera Alexander, TAMU
Cara Gibbs, TTU
Rene Hanebutt, TTU
Amber Tarr, TTU

Honorable Mention
Eboni Hammond, BU
Chaquita Dilworth, CU
Britt Hartshorn, CU
Erica Haugen, ISU
Ashley Homeyer, ISU
Angie Welle, ISU
Casey Pruitt, KU
Angie Finkes, KSU
Julie Helm, MU
Sunny Hardeman, OU
Nikki Harmon, OSU
Devon Magness, OSU
Taryn Brown, UT
Brandy Jones, TAMU

2000
First Team
Hilary Akromis, BU
Cynthia Benson, BU
Brittany Bruns, BU
Nicole Collins, BU
Stacy Frese, ISU
Tracy Gahan, ISU
Jennifer Jackson, KU
Nikki White, KU
Kim Woodlee, KSU
Kristin Rethman, KSU
Marshela Webb, KSU
Jenny Coalson, KSU
Julie Helm, MU
Amy Monsees, MU
Ali Johnson, MU
Natalie Bright, MU
Ekpe Akpaffiong, MU
Jennifer Jaracz, NU
Charlie Rogers, NU
Jennifer Cunningham, OU
Stacey Dales, OU
Shannon Selmon, OU
Desiree Taylor, OU
Phylesha Whaley, OU
Jennifer Crow, OSU
Kara Faulk, OSU
Devon Magness, OSU
Meg Brown, UT
Asha Hill, UT
Kera Alexander, TAMU
Aleah Johnson, TTU
Melinda Schmucker-Pharies, TTU
Amber Tarr, TTU

Honorable Mention
Britt Hartshorn, CU
Kami Carmann, CU
Eisha Bohman, CU
Erica Haugen, ISU
Angie Welle, ISU
Casey Pruitt, KU
Olga Firsova, KSU
Angie Finkes, KSU
Morgen Finneran, KSU
Tracy Franklin, MU
Tracy Cook, UT
Tanisha Ellison, TTU

2001
First Team
Michelle Neely, BU
Nicole Collins, BU
Hilary Akromis, BU
Eisha Bohman, CU
Kathleen Fagan, CU
Britt Hartshorn, CU
Linda Lappe, CU
Mandy Nightingale, CU
Sabrina Scott, CU
Holly Bordewyk, ISU
Erica Junod, ISU
Sarah Robson, ISU
Angie Welle, ISU
Lindsey Wilson, ISU
Jennifer Jackson, KU
Nikki White, KU
Morgen Finneran, KSU
Kristin Rethman, KSU
Marshela Webb, KSU
Kim Woodlee, KSU
Karensa Barr, MU
Natalie Bright, MU
Christa Milham, MU
Greichaly Cepero, NU
Stephanie Jones, NU
Paige Sutton, NU
Jennifer Cunningham, OU
Stacey Dales, OU
Caton Hill, OU
Shannon Selmon, OU
Kara Faulk, OSU
Shelby Hutchens, OSU
Devon Magness, OSU
Meg Banahan, TAMU
Amber Tarr, TTU

Second Team
Kami Carmann, CU
Jennifer Roulier, CU
Tracy Gahan, ISU
Ashley Homeyer, ISU
Kristin Geoffroy, KSU
Denisha Ferguson, KSU
Jessica Spinner, OSU
Meg Brown, UT
Tai Dillard, UT
Lynn Classen, TAMU
Tanisha Ellison, TTU

2002
First Team
Nicole Collins, BU
Brooke McCormack, BU
Jessika Stratton, BU
Tera Bjorklund, CU
Eisha Bohman, CU
Kate Fagan, CU
Linda Lappe, CU
Sabrina Scott, CU
Randie Wirt, CU
Angie Welle, ISU
Lindsey Wilson, ISU
Leila Menguc, KU
Nikki White, KU
Andrea Armstrong, KSU
Nicole Ohlde, KSU
Kristin Rethman, KSU
Kerensa Barr, MU
Tracy Lozier, MU
Natalie Bright, MU
Evan Unrau, MU
K.C. Cowgill, NU
Alexa Johnson, NU
Katie Morse, NU
Jennifer Cunningham, OU
Stacey Dales, OU
Caton Hill, OU
Stephanie Luce, OU
Kate Scott, OU
Shannon Selmon, OU
Stephanie Simon, OU
Jamie Talbert, OU
Kara Faulk, OSU
Shelby Hutchens, OSU
Nikki Lawrence, OSU
Meg Banahan, TAMU
Jolee Ayers, TTU
Casey Jackson, TTU
Amber Tarr, TTU
Candi White, TTU

Second Team
Virginie Delepine, CU
Britt Hartshorn, CU
Mandy Nightingale, CU
Diana Spencer, CU
Tracy Gahan, ISU
Kristin Geoffroy, KU
Terrisha Osborn, OSU
Alisha Sare, UT
Tanisha Ellison, TTU

2003
First Team
Jessika Stratton, BU
Steffanie Blackmon, BU
Holly Bordewyk, ISU
Lindsey Wilson, ISU
Erica Junod, ISU
Lisa Kriener, ISU
Anne O'Neil, ISU
Tracy Paustian, ISU
Brittany Wilkins, ISU
Kimmery Newsom, KSU
Nicole Ohlde, KSU
Laurie Koehn, KSU

Big 12 Annual Honors

Academic Teams

Brie Madden, KSU
Megan Mahoney, KSU
Kendra Wecker, KSU
*Shelby Hutchens, OSU
Leah Wahlgren, OSU
Mindy Garrison, TAMU
Melissa Picone, TAMU
Jamie Nagle, TTU
Jolee Ayers, TTU
Casey Jackson, TTU
Linda Lappe, CU
Sabrina Scott, CU
Tera Bjorklund, CU
Kate Fagan, CU
Randie Wirt, CU
Veronica Johns Richardson, CU
Leila Menguc, KU
*Valerie Migicovsky, KU
Blair Waltz, KU
Kerensa Barr, MU
Tracy Lozier, MU
Evan Unrau, MU
Megan Roney, MU
Laura Pilakowski, NU
Greichaly Cepero, NU
Jina Johansen, NU
*Theresa Schuknecht, OU
Kate Scott, OU
Stephanie Simon, OU
Stephanie Luce, OU
Lauren Shoush, OU
Antoinette Wadsworth, OU
Tai Dillard, UT
Alisha Sare, UT

Second Team
Amy Dutmer, KSU
Chelsea Domenico, KSU
Natalie Ritchie, TTU
Brandi McGinest, KU
Terianne Wolford, MU
Alexa Johnson, NU
Stacy Stephens, UT

2004
First Team
Jessika Stratton, BU
Steffanie Blackmon, BU
Tera Bjorklund, CU
Kate Fagan, CU
Randie Wirt, CU
Erica Junod, ISU
Lisa Kriener, ISU
Anne O'Neil, ISU
Tracy Paustian, ISU
Leila Menguc, KU
Crystal Kemp, KU
Kimmery Newsom, KSU
Nicole Ohlde, KSU
Laurie Koehn, KSU
Megan Mahoney, KSU
Kendra Wecker, KSU
Tracy Lozier, MU
Evan Unrau, MU
Megan Roney, MU
Katie Morse, NU
Jina Johansen, NU
Caton Hill, OU
Lauren Shoush, OU
Antoinette Wadsworth, OU
Nicole Cambell, OSU
Lori Allen, OSU
Jamie Carey, UT
Mindy Garrison, TAMU
*Jolee Ayers-Curry, TTU
Casey Jackson, TTU
Chesley Dabbs, TTU
Erin Grant, TTU

Second Team
Veronica Johns Richardson, CU
Brittany Wilkins, ISU
Blair Waltz, KU
Amy Dutmer, KSU
Chelsea Domenico, KSU
Brie Madden, KSU
Laura Andrews, OU
Erin Higgins, OU
Heather Schreiber, UT

2005
First Team
Steffanie Blackmon, BU
Chanelle Fox, BU
Whitney Law, CU
Sarah Lini, CU
Mary Fox, ISU
Lisa Kriener, ISU
Lyndsey Medders, ISU
Anne O'Neil, ISU
Tracy Paustian, ISU
Megan Ronhovde, ISU
Brittany Wilkins, ISU
Crystal Kemp, KU
Blair Waltz, KU
Laurie Koehn, KSU
Megan Mahoney, KSU
Jessica McFarland, KSU
Twiggy McIntyre, KSU
Kendra Wecker, KSU
Christelle N'Garsanet, MU
Megan Roney, MU
Carlynn Savant, MU
Jessica Gerhart, NU
Jina Johansen, MU
Laura Andrews, OU
Beky Preston, OU
Lauren Shoush, OU
Antoinette Wadsworth, OU
Chelsi Welch, OU
Brittany Dietz, OSU
Destanie Sykes, OSU
Lynsie Tischhauser, OSU
Jamie Carey, UT
Mindy Garrison, TAMU
Jennifer Wilks, TAMU
Brooke Baughman, TTU
Chesley Dabbs, TTU
Erin Grant, TTU

Second Team
Veronica Johns-Richardson, CU
Brie Madden, KSU
Blair Hardiek, MU
Chelsea Aubry, NU
Erin Higgins, OU
Leah Rush, OU
Krista Sanchez, OU
Coco Reed, UT
Alesha Robertson, TTU

* 4.00 Grade Point Average

Kate Fagan
Colorado



Nicole Collins
Baylor

Jennifer Crow
Oklahoma State

Kerensa Barr
Missouri

All-Time Big 12 National Honors

Hall of Fame

Naismith International Memorial Basketball Hall of Fame
Jody Conradt, Texas, 1998
Lynette Woodard, Kansas, 2004

Women's Basketball Hall of Fame
Jody Conradt, Texas, 1999
Kim Mulkey-Robertson, Baylor, 2000
Kamie Ethridge, Kansas State, 2002
Marsha Sharp, Texas Tech, 2003
Marian Washington, Kansas, 2004
Lynette Woodard, Kansas, 2005

ESPN/CoSIDA Academic Hall of Fame
Kim Mulkey-Robertson, Baylor, 2003

All-America Teams

(First Team only)

Kodak
Tamecka Dixon, Kansas, 1997
Alicia Thompson, Texas Tech, 1998
Edwina Brown, Texas, 2000
Stacey Dales, Oklahoma, 2001, 2002
Sheila Lambert, Baylor, 2002
Nicole Ohlde, Kansas State, 2003, 2004
Sophia Young, Baylor, 2005
Kendra Wecker, Kansas State, 2005

USBWA
Alicia Thompson, Texas Tech, 1998
Angie Braziel, Texas Tech, 1999
Phylesha Whaley, Oklahoma, 2000
Edwina Brown, Texas, 2000
Angie Welle, Iowa State, 2001
Stacey Dales, Oklahoma, 2001, 2002
Nicole Ohlde, Kansas State, 2003
Kendra Wecker, Kansas State, 2003
Nicole Ohlde, Kansas State, 2004
Sophia Young, Baylor, 2005
Kendra Wecker, Kansas State 2005
Tiffany Jackson, Texas, 2005
Freshman of the Year: Tiffany Jackson, Texas, 2004

Associated Press
Alicia Thompson, Texas Tech, 1998
Stacey Dales, Oklahoma, 2001, 2002
Nicole Ohlde, Kansas State, 2003
Nicole Ohlde, Kansas State, 2004
Kendra Wecker, Kansas State, 2005

Wooden Award All-America
Kendra Wecker, Kansas State, 2005

Women's Basketball News Service
Angie Braziel, Texas Tech, 1999
Phylesha Whaley, Oklahoma, 2000
Edwina Brown, Texas, 2000
Stacey Dales, Oklahoma 2001, 2002
Lindsey Wilson, Iowa State, 2002
Nicole Ohlde, Kansas State, 2002
Defensive Player of the Year: Nicole Kubik, Nebraska, 1999; LaNeishea Caufield, Oklahoma, 2002

Basketball Times
Stacey Dales, Oklahoma, 2001, 2002
Nicole Ohlde, Kansas State, 2003

Women's Basketball Journal
Alicia Thompson, Texas Tech, 1998
Edwina Brown, Texas, 2000
Stacey Dales, Oklahoma, 2001

Successful Farming Magazine
Janel Grimm, Iowa State, 1997, 98

Real Sports Magazine
LaNeishea Caufield, Oklahoma, 2002

National Awards

Margaret Wade Trophy
Edwina Brown, Texas, 2000

Frances Pomeroy Naismith Award
Sheila Lambert, Baylor, 2002

ESPN.com Player of the Year
Edwina Brown, Texas, 2000

ESPN.com Rookie of the Year
Laurie Koehn, Kansas State, 2002
Tiffany Jackson, Texas, 2004

ESPN The Magazine Coach of the Year
Deb Patterson, Kansas State, 2004

V Foundation Comeback Award
Jamie Carey, Texas, 2004

Senior CLASS Award
Kendra Wecker, Kansas State, 2005

Victor Award
Jody Conradt, Texas, 2004

CASEY Award
Jody Conradt, Texas, 2004

Carol Eckman Award
Marsha Sharp, Texas Tech, 2003
Bonnie Henrickson, Kansas, 2005

ESPN.com Coach of the Year
Sherri Coale, Oklahoma, 2000
Jody Conradt, Texas, 2003

Atlanta Tipoff Club Outstanding Contributor to Basketball
Sonja Hogg, Baylor

Academic Honors

NCAA Postgraduate Scholarship
Danielle Viglione, Texas, 1997
Jayme Olson, Iowa State, 1998

CoSIDA Academic Awards
All-America of the Year: Stacey Dales, Oklahoma, 2002 (for all Division I sports)
First Team Academic All-America:
Jayme Olson, Iowa State, 1997
Jennifer Crow, Oklahoma State, 2000
Kera Alexander, Texas A&M, 2000
Stacey Dales, Oklahoma, 2002
Theresa Schuknecht, Oklahoma, 2003
Laurie Koehn, Kansas State, 2004
Anne O'Neil, Iowa State, 2005

National Teams

Olympic Games
Peggie Gillom, Texas A&M, 2000 (asst. coach)
Stacey Dales, Oklahoma (Canada), 2000

U.S. Junior World Championships Team
Lynn Pride, Kansas, 1996, 97
Laurie Koehn, Kansas State, 2000
Deb Patterson, Kansas State, 2000 (asst. coach)
Tera Bjorklund, Colorado, 2001
Stacy Stephens, Texas, 2001
Sherri Coale, Oklahoma, 2001 (asst. coach)

World University Games
Jenny Roulier, Colorado, 2001
Caton Hill, Oklahoma, 2001
Erin Grant, Texas Tech, 2005

2003 Big 12 All-Star Team represented U.S. at World University Games
Bill Fennelly, Iowa State, coach
Cindy Stein, Missouri, assistant coach
Latoya Harris, Iowa State, assistant coach
Steffanie Blackmon, Baylor
Tera Bjorklund, Colorado
Kate Fagan, Colorado
LaToya Davis, Texas Tech
Erin Grant, Texas Tech
Anissa Hastings, Texas
Heather Schreiber, Texas
Alexa Johnson, Nebraska
Anne O'Neil, Iowa State
Evan Unrau, Missouri
Chelsi Welch, Oklahoma
Toccara Williams, Texas A&M

USA Under 19 World Championship Team
Courtney Paris, Oklahoma, 2005
Erika Arriaran, Texas, 2005

Pan American Games
Lynn Pride, Kansas, 1999
Stacey Dales, Oklahoma, 1999 (Canada)
Edwina Brown, Texas, 1999
Peggie Gillom, Texas A&M, 1999 (asst. coach)

All-Time Big 12 National Honors

World Championships
Deb Patterson, Kansas State, 1998 (asst. coach)

U.S. World Championship for Young Women Qualifying Team
Laurie Koehn, Kansas State, 2002
Nicole Ohlde, Kansas State, 2002
Heather Schreiber, Texas, 2002
Stacy Stephens, Texas, 2002
Jia Perkins, Texas Tech 2002
Marsha Sharp, Texas Tech, 2002 (coach)

U.S. Senior National Team
Peggie Gillom, Texas A&M, 1999 (asst. coach)

Canadian Senior National Team
Stacey Dales, Oklahoma, 2001

R. William Jones Cup
Lynn Pride, Kansas, 1998
Edwina Brown, Texas, 1998
Angie Braziel, Texas Tech, 1999

Athletes in Action
Jessika Stratton, Baylor, 2001

NCAA All-Tournament Teams

ALL-REGION TEAMS

1999
Tracy Gahan, Iowa State (Mideast)
Stacy Frese, Iowa State (Mideast)

2000
Aleah Johnson, Texas Tech (Mideast)
Plenette Pierson, Texas Tech (Mideast)

2001
Caton Hill, Oklahoma (West)
Jia Perkins, Texas Tech (Mideast)

2002
$Stacey Dales, Oklahoma (West)
Eisha Bohman, Colorado (West)
LaNeishea Caufield, Oklahoma (West)
Caton Hill, Oklahoma (West)

2003
$Heather Schreiber, Texas (West)
Stacy Stephens, Texas (West)
Jamie Carey, Texas (West)
Plenette Pierson, Texas Tech (Midwest)

2004
Jamie Carey, Texas (West)
Jessika Stratton, Baylor (Midwest)

2005
Sophia Young, Baylor (Tempe)
Abiola Wabara, Baylor (Tempe)

ALL-FINAL FOUR TEAMS

2002
Stacey Dales, Oklahoma
Rosalind Ross, Oklahoma

2005
$Sophia Young, Baylor
Steffanie Blackmon, Baylor
Emily Niemann, Baylor

$Most Outstanding Player

Oklahoma's Caton Hill and Colorado's Jenny Roulier

Texas Tech's Erin Grant