


# BIG 12 WOMEN'S BASKETBALL


## Texas Longhorns



**William C. Powers, Jr.**  
President



**Chris Plonsky**  
Director of Women's  
Athletics & Men's/  
Women's Athletics  
External Services



**Dr. Jim Vick**  
Faculty Athletics  
Representative



**Barb Kowal**  
Assistant AD/  
Media Relations

### Quick Facts

**Location:** Austin, Texas  
**Founded:** 1883  
**Enrollment:** 49,738 (37,069 undergraduates)  
**Colors:** Burnt Orange & White  
**Nickname:** Longhorns  
**Arena:** Frank Erwin Center (16,775)  
**President:** William C. Powers, Jr.  
**Women's Athletics Director:** Chris Plonsky  
**FAR:** Dr. Jim Vick  
**Head Coach:** Gail Goestenors  
**Women's Basketball Phone:** (512) 471-9802  
**Asst. AD/SID Contact:** Barb Kowal  
**SID Phone:** (512) 471-9801  
**SID Cell Phone:** (512) 431-2677  
**SID Home Phone:** (512) 336-1958  
**SID Fax:** (512) 471-6040  
**Press Row Phone:** (512) 471-4246  
**SID E-mail:** barb.kowal@athletics.utexas.edu

**Internet Address:** www.TexasSports.com  
**2006-07 Record:** 18-14 (.563)  
[13-5 Home, 3-8 Away, 2-1 Neutral]  
**2006-07 Big 12 Record/Finish:** 6-10 (.375)/T7th  
[4-4 Home, 2-6 Away]  
**2007 Big 12 Championship:** 1-1 (2nd Rd)  
**Postseason:** N/A  
**All-Time Record:** 821-262 (.758)  
**\*All-Time Big 12 Record:** 110-66 (.625)  
**All-Time Big 12 Championship Record:** 13-10 (.565)  
**Big 12 Championships:** Two (2003, 04)  
**Total Conference Championships:** 12  
**NCAA Tournament Appearances:** 21 ('83, '84, '85, '86, '87, '88, '89, '90, '91, '92, '93, '94, '96, '97, '99, '00, '01, '02, '03, '04, '05)  
**NCAA Tournament Record:** 31-20 (.608)  
**NCAA Championships:** One (1986)  
**\*Regular season games only, 1996-07**

# BIG 12 WOMEN'S BASKETBALL

## Texas Longhorns

### 2007-08 Roster

No.	Name	Pos.	Ht.	Cl/Exp	Hometown/HS/College
4	Erika Arriaran	G	5-10	Jr/2L	Norco, Calif./Norco
20	Erneisha Bailey	G	5-9	Sr/3L	Kansas City, Mo./Pembroke Hill School
34	Crystal Boyd	F	5-11	Jr/2L	Little Rock, Ark./Parkview
43	Aubry Cook	P	6-3	Jr/2L	Houston, Texas/Cy Fair
3	Carla Cortijo	G	5-7	So/1L	Bellaire, Texas/Bellaire
23	Niqky Hughes	G/F	6-1	So/1L	Waxahachie, Texas/Waxahachie
35	Ashley Lindsey	P	6-4	Jr/2L	Austin, Texas/Connally
50	Mariana Mergerson	P	6-3	Sr/2L	Duncanville, Texas/Duncanville
5	Kathleen Nash	F	6-2	Fr/HS	Plano, Texas/Plano West
32	Kristen Nash	F	6-3	Fr/RS	Plano, Texas/Plano West
10	Brittainey Raven	G	6-0	So/1L	Fort Worth, Texas/North Crowley
44	Rachel Rentschler	F	6-2	Fr/HS	Keller, Texas/Fort Worth Christian Academy
00	Earnesia Williams	G	6-1	So/1L	Sapulpa, Okla./Sapulpa

### Numerical Roster

No.	Name
00	Williams
3	Cortijo
4	Arriaran
5	Ka. Nash
10	Raven
14	Mergerson
20	Bailey
23	Hughes
32	Kr. Nash
34	Boyd
35	Lindsey
43	Cook
44	Rentschler

### 2007-08 Team Information

**Letterwinners Returning/Lost:** 10/3

**Starters Returning/Lost:** 4/1

#### Starters Returning: 4

Erneisha Bailey, G, 5-9, Sr, 7.5 ppg, 5.3 rpg

Carla Cortijo, G, 5-7, So, 7.4 ppg, 4.4 rpg, 4.9 apg

Brittainey Raven, G, 6-0, So, 7.9 ppg, 2.9 rpg

Earnesia Williams, G, 6-1, So, 9.5 ppg, 4.3 rpg

#### Starters Lost: 1

Tiffany Jackson, F, 6-3, 16.9 ppg, 9.0 rpg

#### Other Players Returning: 6

Erika Arriaran, G, 5-10, Jr, 10.5 ppg, 2.6 rpg

Crystal Boyd, F, 5-11, So, 2.6 ppg, 1.4 rpg

Aubry Cook, P, 6-3, Jr, 1.9 ppg, 1.5 rpg

Niqky Hughes, G/F, 6-1, So, 4.2 ppg, 2.7 rpg

Ashley Lindsey, P, 6-4, Jr, 3.3 ppg, 2.2 rpg

Mariana Mergerson, P, 6-3, Sr, DNP in 2006-07

#### Other Letterwinners Lost: 2

Katrina Robinson, F, 6-2, 1.8 ppg, 1.5 rpg

Gabriell Mattox, G/F, 5-11, 2.0 ppg, 1.6 rpg

#### Newcomers: 3

Kristen Nash, F, 6-3, Fr/RS, Plano, Texas

Kathleen Nash, F, 6-2, Fr, Plano, Texas

Rachel Rentschler, F, 6-2, Fr, Keller, Texas

### 2007-08 Schedule

#### NOVEMBER

1	Trinity (Exh.)	Austin	7:00 p.m.
6	Houston Jaguars (Exh.)	Austin	7:00 p.m.
11	Missouri State	Austin	2:00 p.m.
15	Lamar	Austin	7:00 p.m.
18	at Tennessee [ESPN2]	Knoxville, Tenn.	2:00 p.m.
23	1- Virginia	Honolulu, Hawaii	5:20 p.m.
24	1- Minnesota/Kentucky	Honolulu, Hawaii	5:10/7:20 p.m.
25	1- Championship Rounds	Honolulu, Hawaii	TBA
29	Texas-Arlington [FSNSW]	Austin	7:00 p.m.

#### DECEMBER

2	Sam Houston State	Austin	2:00 p.m.
8	at TAMU-Corpus Christi	Corpus Christi, Texas	1:30 p.m.
16	UL-Lafayette	Austin	2:00 p.m.
20	at Arizona State	Tempe, Ariz.	TBA
28	2- DePaul	San Diego, Calif.	8:00 p.m.
30	2- San Diego/Appalachian State	San Diego, Calif.	8/10:00 p.m.

#### JANUARY

4	UT-Pan American	Austin	7:00 p.m.
9	at Nebraska*	Lincoln, Neb.	7:05 p.m.
13	Kansas State* [FSN]	Austin	1:00 p.m.
16	Iowa State* [FSNSW]	Austin	7:00 p.m.
20	at Texas Tech* [FSN]	Lubbock, Texas	5:00 p.m.
23	Oklahoma State*	Austin	7:00 p.m.
26	Missouri*	Austin	1:00 p.m.
30	at Baylor*	Waco, Texas	7:00 p.m.

#### FEBRUARY

3	Oklahoma* [ESPNU]	Austin	1:00 p.m.
9	at Texas A&M* [FSN]	College Station, Texas	11:00 a.m.
13	Baylor*	Austin	7:00 p.m.
16	at Colorado*	Boulder, Colo.	8:00 p.m.
20	at Oklahoma State*	Stillwater, Okla.	7:00 p.m.
24	Texas A&M* [ESPN2]	Austin	2:00 p.m.
27	at Kansas*	Lawrence, Kan.	7:00 p.m.

#### MARCH

2	at Oklahoma* [FSN]	Norman, Okla.	12:30 p.m.
5	Texas Tech* [FSNSW]	Austin	7:00 p.m.
11-15	Phillips 66 Big 12 Championship	Kansas City, Mo.	

All Times Central

Key: \* Big 12 Game; 2-[ ] TV Game; 1-Hawaiian Airlines Rainbow Wahine Classic, Honolulu, Hawaii; 2-Maggie Dixon Surf 'N Slam Classic, San Diego, Calif.



# BIG 12 WOMEN'S BASKETBALL

## Texas Longhorns

### 2006-07 Results

**Overall: 18-14 (13-5 Home, 3-8 Away, 2-1 Neutral)**  
**Big 12: 6-10 (4-4 Home, 2-6 Away)**

#### NOVEMBER

12	1-Maryland-Eastern Shore	W 78-55
13	1-UL-Lafayette [FNSW]	W 69-59
14	1-Texas State	W 74-55
17	at New Mexico [MWC-TV] (23)	L 60-63
20	Sam Houston State	W 84-56
25	Oral Roberts	W 79-40
30	Southern	W 71-23

#### DECEMBER

6	Texas-Pan American	W 75-44
10	at Duke [ESPNU] (4/4)	L 52-80
17	Tennessee [FSN] (5/5)	L 46-67
21	TAMU-Corpus Christi	W 73-68
28	2-Oregon State	W 65-64
30	2-San Diego	W 73-45

#### JANUARY

3	Nebraska*	L 75-79
7	3-Purdue [ESPN2] (10/11)	W 64-61
10	at Missouri*	W 79-77 (OT)
13	Colorado*	W 68-49
18	at Iowa State*	L 56-67
21	Texas A&M* [FSN] (17/18)	W 64-45
24	Baylor* [CSTV] (13/11)	L 59-63
27	at Texas Tech* [FSNSW]	L 48-49
31	Oklahoma* [ESPNU] (9/8)	W 67-62

#### FEBRUARY

3	at Kansas State* [FSN]	W 61-34
7	at Oklahoma State*	L 58-77
10	Kansas* [FSNSW]	L 49-50
12	at Oklahoma* [ESPN2]	L 58-78
18	at Baylor* [CSTV] (15/15)	L 56-71
21	Oklahoma State*	L 52-64
24	Texas Tech* [FSN]	W 59-47
28	at Texas A&M* [FSN] (14/16)	L 60-67

#### MARCH

6	4-Missouri [Cox]	W 70-57
7	4-Oklahoma [FSN] (11/11)	L 58-67

Key: \* Big 12 Game; 2-[ ] TV Game; 1-Basketball Travelers Classic, Austin, Texas; 2-Surf 'N Slam Hoop Classic, San Diego, Calif.; 3-Big 12/Big Ten Challenge; 4-Phillips 66 Big 12 Championship



### Frank Erwin Center

**Location:** 1701 Red River, Austin, TX 78713

**Capacity:** 16,775

**Largest Crowd (women's basketball):** 15,303 (capacity at that time)  
 (vs. Louisiana Tech [Final Four], 3/27/87)

**Year Opened:** 1977

**Record:** 372-65 (.851)

**Ticket Information:** 1-800-982-BEVO or [www.TexasBoxOffice.com](http://www.TexasBoxOffice.com)

### Year-by-Year

Year	Coach	Big 12	Pct.	Overall	Pct.	Postseason
1975	Rod Page			17-10	.630	
1976	Rod Page			21-7	.750	
1977	Jody Conradt			36-10	.783	
1978	Jody Conradt			29-10	.744	
1979	Jody Conradt			37-4	.902	
1980	Jody Conradt			33-4	.892	
1981	Jody Conradt			28-8	.778	
1982	Jody Conradt			35-4	.897	
1983	Jody Conradt	8-0 (1/SWC)	1.000	30-3	.909	NCAA Elite 8
1984	Jody Conradt	16-0 (1/SWC)	1.000	32-3	.914	NCAA Elite 8
1985	Jody Conradt	16-0 (1/SWC)	1.000	28-3	.903	NCAA Sweet 16
1986	Jody Conradt	16-0 (1/SWC)	1.000	34-0	1.000	NCAA Champions
1987	Jody Conradt	16-0 (1/SWC)	1.000	31-2	.939	NCAA Final Four
1988	Jody Conradt	16-0 (1/SWC)	1.000	32-3	.914	NCAA Elite 8
1989	Jody Conradt	16-0 (1/SWC)	1.000	27-5	.844	NCAA Elite 8
1990	Jody Conradt	15-2 (T1/SWC)	.862	27-5	.844	NCAA Elite 8
1991	Jody Conradt	14-2 (2/SWC)	.875	21-9	.700	NCAA
1992	Jody Conradt	11-3 (2/SWC)	.786	21-10	.677	NCAA
1993	Jody Conradt	13-1 (T1/SWC)	.929	22-8	.733	NCAA
1994	Jody Conradt	13-4 (3/SWC)	.765	22-9	.710	NCAA Sweet 16
1995	Jody Conradt	7-7 (T4/SWC)	.500	12-16	.429	
1996	Jody Conradt	13-1 (T1/SWC)	.929	21-9	.700	NCAA
1997	Jody Conradt	12-4 (T2nd)	.750	22-8	.733	NCAA
1998	Jody Conradt	7-9 (7th)	.438	12-15	.444	
1999	Jody Conradt	10-6 (4th)	.625	16-12	.571	NCAA
2000	Jody Conradt	9-7 (6th)	.563	21-13	.618	NCAA
2001	Jody Conradt	7-9 (7th)	.438	20-13	.606	NCAA
2002	Jody Conradt	10-6 (5th)	.625	22-10	.688	NCAA Sweet 16
2003	Jody Conradt	15-1 (1st)	.938	29-6	.829	NCAA Final 4
2004	Jody Conradt	14-2 (T1st)	.875	30-5	.857	NCAA Sweet 16
2005	Jody Conradt	13-3 (2nd)	.813	22-9	.710	NCAA
2006	Jody Conradt	7-9 (T8th)	.438	13-15	.464	
2007	Jody Conradt	6-10 (T7th)	.375	18-14	.563	
OVERALL		283-86	.767	821-262	.758	
Southwest		174-20	.897			
Big 12		110-66	.625			



# BIG 12 WOMEN'S BASKETBALL

## Texas Longhorns



### Head Coach

**Gail Goestenkers**  
(Saginaw Valley State, 1985)

### The Goestenkers File

**Record at Texas:** First Season

**Major College Record:** 396-99 (15 years)

**Hometown:** Waterford, Michigan

**Birthdate:** Feb. 26, 1963

#### Coaching Experience:

Graduate Assistant, Iowa State, 1985-86  
Assistant Coach, Purdue, 1986-92  
Head Coach, Duke, 1992-2007  
Head Coach, Texas, 2007-Present

#### Playing Experience:

Saginaw Valley State, 1981-85

#### Education:

Bachelor's from Saginaw Valley State, 1985

**Coaching Achievements:** Led Duke to an unprecedented seven consecutive 30-win seasons from 2001-2007; Her squads made 13 straight NCAA Tournament appearances with 10 showings in the Sweet 16; Four NCAA Final Four berths in the last nine seasons (1999, 2002, 2003, 2006), including appearances in the national championship game in 1996 and 2006; Eight ACC regular season championships and five ACC Championship tournament titles; Led Duke to three undefeated conference seasons; Garnered 12 National Coach of the Year honors, including the Naismith and WBCA awards twice (2003, 2007); Six-time WBCA District Coach of the Year and seven-time ACC Coach of the Year, which ties for the most in ACC history; Held USA Basketball coaching positions seven times, and currently serves as the 2007 USA Senior National Team assistant coach.

#### Goestenkers Year-by-Year Coaching Record

Year	School	Record	Pct.	Conference	Pct.	Postseason
1992-93	Duke	12-15	.444	3-13 (9th)	.188	
1993-94	Duke	16-11	.593	7-9 (5th)	.438	
1994-95	Duke	22-9	.710	10-6 (4th)	.625	NCAA
1995-96	Duke	26-7	.788	12-4 (2nd)	.750	NCAA
1996-97	Duke	19-11	.633	9-7 (5th)	.563	NCAA
1997-98	Duke	24-8	.750	13-3 (1st)	.813	NCAA Final 16
1998-99	Duke	29-7	.806	15-1 (1st)	.938	NCAA Final Four
1999-00	Duke	28-6	.824	12-4 (2nd)	.750	NCAA Final 16
2000-01	Duke	30-4	.882	13-3 (1st)	.813	NCAA Final 16
2001-02	Duke	31-4	.886	16-0 (1st)	1.000	NCAA Final Four
2002-03	Duke	35-2	.946	16-0 (1st)	1.000	NCAA Final Four
2003-04	Duke	30-4	.882	15-1 (1st)	.938	NCAA Final 16
2004-05	Duke	31-5	.861	12-2 (T1st)	.857	NCAA Final 16
2005-06	Duke	31-4	.886	12-2 (T2nd)	.857	NCAA Final Four
2006-07	Duke	32-2	.941	14-0 (1st)	1.000	NCAA Final 16

<b>Overall</b>	<b>15 years</b>	<b>396-99</b>	<b>.800</b>	<b>179-55</b>	<b>.765</b>
----------------	-----------------	---------------	-------------	---------------	-------------



### Assistant Coaches



**Mickie DeMoss**  
(Louisiana Tech,  
1977)



**LaKale Malone**  
(Indiana, 1999)



**Gale Valley**  
(Michigan State, 1981)



# BIG 12 WOMEN'S BASKETBALL

## Texas Longhorns

Gail Goestenkers becomes just the third coach in UT women's basketball history, replacing Jody Conradt, a Naismith and Women's Basketball Hall of Famer.

Goestenkers was 396-99 in 15 years at Duke, her first head coaching position. Her teams made 13 straight NCAA Tournament appearances and played in four Final Fours.

Texas returns four starters, but lost All-American and leading scorer (16.9 ppg) and rebounder (9.0 rpg) Tiffany Jackson.

Earnesia Williams is the team's top returning scorer with 9.5 ppg. Erika Arriaran averaged 10.5 ppg before being sidelined after 15 games with an ACL injury. Arriaran is expected to return this season.

The Longhorns return 69.6 percent of their points, 67.3 percent of their rebounds and 79.1 percent of assists production from last season.

UT is tied for No. 2 in all-time Big 12 Conference regular season victories with a 110-66 record in 11 seasons.



Earnesia Williams

## 2006-07 Statistics

### Season

Record: 18-14 Home: 13-5 Road: 3-8 Neutral: 2-1

##	Player	GP-GS	Min	FG-FGA	Pct.	3FG-FGA	Pct.	FT-FTA	Pct.	Off	Def	Tot	Avg	PF	FO	A	TO	BLK	ST	Pts	Avg
33	Jackson, Tiffany	32-32	35.1	193-465	.415	8-24	.333	143-209	.684	73	216	289	9.0	87	0	67	117	41	80	537	16.8
04	Arriaran, Erika	15-15	30.5	54-139	.388	26-65	.400	24-27	.889	7	32	39	2.6	22	0	34	44	4	9	158	10.5
00	Williams, Earnesia	30-30	25.6	114-279	.409	12-40	.300	45-64	.703	59	69	128	4.3	74	1	25	34	7	34	285	9.5
10	Raven, Brittainie	32-25	25.6	96-271	.354	16-49	.327	44-64	.688	37	55	92	2.9	76	1	51	79	16	41	252	7.9
20	Bailey, Erneisha	32-32	29.8	93-221	.421	0-4	.000	55-77	.714	64	107	171	5.3	103	4	50	61	15	62	241	7.5
03	Cortijo, Carla	30-20	31.5	77-212	.363	15-59	.254	54-74	.730	15	118	133	4.4	58	0	147	100	0	52	223	7.4
23	Hughes, Nique	32-2	13.7	52-137	.380	0-2	.000	31-51	.608	38	48	86	2.7	43	0	11	23	3	13	135	4.2
35	Lindsey, Ashley	26-0	11.3	39-68	.574	0-0	.000	8-17	.471	23	33	56	2.2	33	0	9	19	30	13	86	3.3
34	Boyd, Crystal	5-0	6.2	5-12	.417	0-1	.000	3-4	.750	2	5	7	1.4	3	0	4	6	3	2	13	2.6
15	Mattox, Gabriell	22-0	8.1	16-35	.457	2-4	.500	10-13	.769	16	20	36	1.6	9	0	13	17	2	14	44	2.0
43	Cook, Aubrey	22-2	7.2	18-48	.375	0-0	.000	5-10	.500	16	18	34	1.5	23	0	2	15	11	6	41	1.9
44	Robinson, Katrina	25-2	10.3	18-36	.500	1-1	1.000	8-10	.800	14	23	37	1.5	34	0	8	18	19	11	45	1.8
TMTEAM										55	68	123	3.8	0			4				
Total		32		775-1923	.403	80-249	.321	430-620	.694	419	812	1231	38.5	565	6	421	537	151	337	2060	64.4
Opponents		32		685-1778	.385	145-454	.319	368-548	.672	377	820	1197	37.4	551	10	342	660	133	262	1883	58.8

### Conference-Only

Record: 6-10 Home: 4-4 Road: 2-6

##	Player	GP-GS	Min	FG-FGA	Pct.	3FG-FGA	Pct.	FT-FTA	Pct.	Off	Def	Tot	Avg	PF	FO	A	TO	BLK	ST	Pts	Avg
33	Jackson, Tiffany	16-16	35.2	82-223	.368	5-17	.294	67-101	.663	34	106	140	8.8	41	0	36	66	21	37	236	14.8
04	Arriaran, Erika	1-1	35.0	4-8	.500	2-4	.500	0-1	.000	1	6	7	7.0	2	0	3	4	3	1	10	10.0
00	Williams, Earnesia	16-16	26.7	64-161	.398	8-28	.286	16-26	.615	36	44	80	5.0	44	1	14	19	3	14	152	9.5
10	Raven, Brittainie	16-16	28.3	62-168	.369	13-34	.382	14-20	.700	19	23	42	2.6	44	1	23	41	9	21	151	9.4
03	Cortijo, Carla	16-14	36.8	45-132	.341	10-45	.222	33-46	.717	9	61	70	4.4	29	0	93	59	0	28	133	8.3
20	Bailey, Erneisha	16-16	31.2	54-124	.435	0-4	.000	25-39	.641	27	50	77	4.8	58	3	30	30	7	22	133	8.3
23	Hughes, Nique	16-1	13.9	22-62	.355	0-0	.000	12-22	.545	16	26	42	2.6	20	0	7	8	0	6	56	3.5
35	Lindsey, Ashley	13-0	12.0	19-35	.543	0-0	.000	1-5	.200	12	18	30	2.3	17	0	3	9	14	5	39	3.0
15	Mattox, Gabriell	15-0	8.4	12-26	.462	2-4	.500	5-8	.625	9	15	24	1.6	5	0	11	15	2	10	31	2.1
43	Cook, Aubrey	10-0	6.2	7-16	.438	0-0	.000	0-0	.000	6	10	16	1.6	9	0	0	7	5	1	14	1.4
44	Robinson, Katrina	13-0	7.2	7-10	.700	0-0	.000	0-0	.000	2	11	13	1.0	17	0	4	7	6	1	14	1.1
TMTEAM										33	38	71	4.4	0			1				
Total		16		378-965	.392	40-136	.294	173-268	.646	204	408	612	38.2	286	5	224	266	70	146	969	60.6
Opponents		16		358-903	.396	76-233	.326	187-277	.675	188	434	622	38.9	249	4	185	302	68	129	979	61.2

# BIG 12 WOMEN'S BASKETBALL

## Texas Longhorns

### School Records

#### INDIVIDUAL

##### Single Game

Points: 48, Danielle Viglione vs. Houston (1/29/94)

Field Goals: 18, Annette Smith vs. Rice (1/14/84)

Field Goal Pct.: 1.000 (9-9), Angela Jackson vs. Central Florida (12/13/97)

3-Point Field Goals: 11, Danielle Viglione vs. Houston (1/29/94)

3-Point Pct.: 1.000, several times

Free Throws: 16, Fey Meeks vs. Houston (2/8/92) & Edwina Brown vs. Texas Tech (2/23/00)

Free Throw Pct.: 1.000, several times

Rebounds: 25, Retha Swindell vs. Baylor (3/3/79)

Assists: 17, Kamie Ethridge vs. Texas A&M (1/25/84)

Blocks: 12, Ellen Bayer vs. Texas Tech (1/2/90)

Steals: 15, Hattie Browning vs. Pittsburgh (1/2/80)

##### Season

Points: 843, Clarissa Davis (1988-89)

Scoring Average: 26.3, Clarissa Davis (1988-89)

Field Goals: 361, Cathy Burns (1976-77)

Field Goal Pct.: .649 (211-325), Cinietra Henderson (1992-93)

3-Point Field Goals: 115, Danielle Viglione (1993-94)

3-Point Field Goal Pct.: .448 (13-29), Vicki Hall (1998-99)

Free Throws: 188, Clarissa Davis (1988-89)

Free Throw Pct.: .938 (45-58), Kim Lummus (1998-99)

Rebounds: 697, Retha Swindell (1976-77)

Assists: 268, Terri Mackey (1981-82)

Blocks: 97, Ellen Bayer (1988-89)

Steals: 179, Hattie Browning (1979-80)

##### Career

Most Points: 2,523, Annette Smith (1981-86)

Scoring Average: 19.9, Clarissa Davis (1985-89)

Field Goals: 1,052, Annette Smith (1981-86)

Field Goal Pct.: .619 (270-436), Gay Hemphill (1984-86)

3-Point Field Goals: 293, Danielle Viglione (1993-97)

3-Point Field Goal Pct.: .418 (193-462), Jamie Carey (2002-05)

Free Throws: 425, Cinietra Henderson (1989-93)

Free Throw Pct.: .839 (141-168), Kim Lummus (1995-99)

Rebounds: 1,759, Retha Swindell (1975-79)

Assists: 776, Kamie Ethridge (1982-86)

Blocks: 289, Ellen Bayer (1986-90)

Steals: 346, Linda Waggoner (1976-80)

##### TEAM

##### Game

Points: 135 vs. Centenary (12/6/00)

Field Goals: 52 vs. Rice (2/15/84)

Field Goal Pct.: .779 (46-59) vs. Miami, Fla. (2/17/86)

3-Point Goals: 14 vs. Houston (1/29/94)

3-Point FG Pct: 1.000 (numerous times)

Free Throws: 34 vs. Rice (2/2/94)

Free Throw Pct.: .947 (18-19) vs. Colorado (12/9/90)

Rebounds: 72 vs. Texas Lutheran (2/24/77)

Assists: 33 vs. TCU (2/8/95) and Centenary (12/6/00)

Steals: 33 vs. Southwest Texas (12/5/78)

Blocks: 16 vs. Texas Tech (1/2/90)

##### Season

Points: 3,632 (1976-77)

Scoring Average: 89.4 (1983-84)

Field Goals: 1,561 (1976-77)

Field Goal Pct.: .549 [1162-2118] (1985-86)

3-Point Field Goals: 184 (1993-94)

3-Point Field Goal Pct.: .429 [70-163] (1988-89)

Free Throws: 618 (1983-84)

Free Throw Pct.: .722 [525-727] (2003-04)

Rebounds: 1,866 (1977-78)

Rebound Average: 47.9 (1977-78)

Assists: 715 (1983-84)

Blocks: 164 (2005-06)

Wins: 37 (1978-79)

#### Texas vs. The Big 12

##### **Baylor: 52-19**

Home: 25-5

Away: 21-12

Neutral: 6-2

##### **Colorado: 13-3**

Home: 6-1

Away: 5-1

Neutral: 2-1

##### **Iowa State: 7-8**

Home: 5-1

Away: 1-5

Neutral: 1-2

##### **Kansas: 10-7**

Home: 4-3

Away: 3-4

Neutral: 3-0

##### **Kansas State: 10-7**

Home: 6-1

Away: 3-4

Neutral: 1-2

##### **Missouri: 14-1**

Home: 9-0

Away: 4-1

Neutral: 1-0

##### **Nebraska: 12-4**

Home: 6-1

Away: 4-2

Neutral: 2-1

##### **Oklahoma: 20-12**

Home: 11-3

Away: 6-7

Neutral: 3-2

##### **Oklahoma State: 20-5**

Home: 10-2

Away: 8-3

Neutral: 2-0

##### **Texas A&M: 58-13**

Home: 28-3

Away: 23-7

Neutral: 7-3

##### **Texas Tech: 53-23**

Home: 24-6

Away: 17-13

Neutral: 12-4



# BIG 12 WOMEN'S BASKETBALL

## Texas A&M Aggies



**Dr. Eddie J. Davis**  
Interim President



**Bill Byrne**  
Athletics Director



**Dr. Thomas Adair**  
Faculty Athletics  
Representative



**Mona Osborne**  
Senior Woman  
Administrator



**Marlene Navor**  
Assistant SID

### Quick Facts

**Location:** College Station, Texas  
**Founded:** 1872 (opened 1876)  
**Enrollment:** 46,587  
**Colors:** Maroon & White  
**Nickname:** Aggies  
**Arena:** Reed Arena (12,500)  
**Interim President:** Dr. Eddie J. Davis  
**Athletics Director:** Bill Byrne  
**FAR:** Dr. Thomas Adair  
**SWA:** Mona Osborne  
**Head Coach:** Gary Blair  
**Women's Basketball Phone:** (979) 845-0565  
**SID Contact:** Marlene Navor  
**SID Phone:** (979) 845-0199  
**SID Cell Phone:** (979) 777-3567  
**SID Home Phone:** Cell Phone  
**SID Fax:** (979) 845-0564

**Press Row Phone:** (979) 862-6944  
**SID E-mail:** mnavor@athletics.tamu.edu  
**Internet Site:** www.AggieAthletics.com  
**2006-07 Record:** 25-7 (.781)  
[16-0 Home, 6-5 Away, 3-2 Neutral]  
**2006-07 Big 12 Record/Finish:** 13-3 (.813)/T1st  
[8-0 Home, 5-3 Away]  
**2007 Big 12 Championship:** 1-1 (Semis)  
**Postseason:** NCAA 1-1 (2nd Round)  
**All-Time Record:** 499-480 (.510)  
**\*All-Time Big 12 Record:** 52-124 (.295)  
**All-Time Big 12 Championship Record:** 3-11 (.214)  
**Big 12 Championships:** 1 (2007)  
**Total Conference Championships:** 1  
**NCAA Tournament Appearances:** 4 ('94, '96, '06, '07)  
**NCAA Tournament Record:** 3-4 (.429)  
\*Regular season games only, 1996-07

# BIG 12 WOMEN'S BASKETBALL

## Texas A&M Aggies

### 2007-08 Roster

No.	Name	Pos.	Ht.	Cl/Exp	Hometown/HS/College
21	Morenike Atunrase	G/F	5-10	Sr/3L	Shreveport, La./Southwood
15	Maryann Baker	G	5-10	Fr/HS	Dallas, Texas/Bishop Lynch
2	Damitria Buchanan	F	6-2	So/1L	Houston, Texas/Jones
51	Sydney Colson	G	5-8	Fr/HS	Houston, Texas/Westside
10	A'Quonesia Franklin	G	5-3	Sr/3L	Tyler, Texas/John Tyler
55	Danielle Gant	G/F	5-11	Jr/2L	Oklahoma City, Okla./Putnam City West
11	LaToya Gulley	G	5-8	Sr/3L	Fayetteville, Ark./Fayetteville
33	Ashlaa Horton	F	6-1	So/1L	Cedar Hill, Texas/Cedar Hill
44	Katrina Limbaha	F	6-3	So/1L	Riga, Latvia/Fort Worth Lake Country Christian
42	Adrian McGowen	G	5-10	So/1L	Goodrich, Texas/Goodrich
12	La Toya Micheaux	C	6-3	Jr/2L	Missouri City, Texas/Hightower
23	Katy Pounds	F	6-0	Sr/3L	Shallowater, Texas/Shallowater
24	Patrice Reado	F	6-0	Sr/3L	Houston, Texas/Madison
3	Takia Starks	G	5-8	Jr/2L	Houston, Texas/Westfield
20	Tyra White	G	6-0	Fr/HS	Kansas City, Mo./Hickman Mills

### Numerical Roster

No.	Name
2	Buchanan
3	Starks
10	Franklin
11	Gulley
12	Micheaux
15	Baker
20	White
21	Atunrase
23	Pounds
24	Reado
33	Horton
42	McGowen
44	Limbaha
51	Colson
55	Gant

### 2007-08 Team Information

**Letterwinners Returning/Lost:** 12/2

**Starters Returning/Lost:** 5/0

#### Starters Returning: 5

Morenike Atunrase, G/F, 5-10, Sr, 10.0 ppg, 3.8 rpg  
 A'Quonesia Franklin, G, 5-3, Sr, 9.9 ppg, 2.9 rpg, 4.7 apg  
 Takia Starks, G, 5-8, Jr, 14.2 ppg, 4.2 rpg  
 Patrice Reado, F, 6-0, Sr, 7.1 ppg, 3.7 rpg  
 La Toya Micheaux, C, 6-3, Jr, 6.2 ppg, 7.4 rpg

#### Starters Lost: 0

#### Other Returning Letterwinners: 7

Danielle Gant, G/F, 5-11, Jr, 10.8 ppg, 7.3 rpg  
 Damitria Buchanan, F, 6-2, So, 1.7 ppg, 1.1 rpg  
 LaToya Gulley, G, 5-8, Sr, 0.6 ppg, 0.4 rpg  
 Katy Pounds, F, 6-0, Sr, 2.2 ppg, 0.7 rpg  
 Ashlaa Horton, F, 6-1, So, 1.3 ppg, 0.9 rpg  
 Adrian McGowen, G, 5-10, So, 3.3 ppg, 1.3 rpg  
 Katrina Limbaha, F, 6-3, So, 1.7 ppg, 1.2 rpg

#### Other Letterwinners Lost: 2

Jennifer Wilks, F, 6-0, 0.4 ppg, 0.6 rpg  
 Lenka Zimova, C, 6-6, 2.4 ppg, 1.3 rpg

#### Newcomers: 3

Maryann Baker, G, 5-10, Fr, Dallas, Texas  
 Sydney Colson, G, 5-8, Fr, Houston, Texas  
 Tyra White, G, 6-0, Fr, Kansas City, Mo.

### 2007-08 Schedule

#### NOVEMBER

9	at SMU	Dallas, Texas	7:00 p.m.
15	Prairie View A&M	College Station	7:00 p.m.
22	1- Wichita State	U.S. Virgin Islands	2:30 p.m.
23	1- Wake Forest	U.S. Virgin Islands	2:30 p.m.
24	1- Indiana	U.S. Virgin Islands	2:30 p.m.
29	Michigan	College Station	7:00 p.m.

#### DECEMBER

2	at TCU [MTN]	Fort Worth, Texas	2:00 p.m.
6	Florida State	College Station	7:00 p.m.
9	New Orleans	College Station	5:00 p.m.
15	Auburn	College Station	7:00 p.m.
20	at George Washington	Washington, D.C.	6:00 p.m.
28	Texas-Arlington	College Station	7:00 p.m.
30	North Carolina A&T	College Station	3:00 p.m.

#### JANUARY

3	Stephen F. Austin	College Station	7:00 p.m.
9	Kansas State*	College Station	7:00 p.m.
12	at Baylor*	Waco, Texas	12:30 p.m.
16	at Colorado*	Boulder, Colo.	8:00 p.m.
19	Oklahoma State* [FSN]	College Station	1:00 p.m.
23	at Nebraska*	Lincoln, Neb.	7:05 p.m.
26	at Kansas*	Lawrence, Kan.	7:00 p.m.
29	Missouri*	College Station	7:00 p.m.

#### FEBRUARY

2	at Texas Tech*	Lubbock, Texas	7:00 p.m.
9	Texas* [FSN]	College Station	11:00 a.m.
12	at Oklahoma*	Norman, Okla.	7:00 p.m.
17	Texas Tech* [ESPN2]	College Station	3:00 p.m.
20	Iowa State*	College Station	7:00 p.m.
24	at Texas* [ESPN2]	Austin, Texas	2:00 p.m.
27	at Oklahoma State*	Stillwater, Okla.	7:00 p.m.

#### MARCH

1	Baylor* [FSN]	College Station	1:00 p.m.
6	Oklahoma* [FSN]	College Station	7:30 p.m.
11-15	Phillips 66 Big 12 Championship	Kansas City, Mo.	

All Times Central

Key: \* Big 12 Game; [ ] TV Game; 1-Paradise Jam, U.S. Virgin Islands



# BIG 12 WOMEN'S BASKETBALL

## Texas A&M Aggies

### 2006-07 Results

**Overall: 25-7 (16-0 Home, 6-5 Away, 3-2 Neutral)**  
**Big 12: 13-3 (8-0 Home, 5-3 Away)**

#### NOVEMBER

10	Pepperdine	W 72-48
16	Mercer	W 95-41
21	McNeese State	W 109-26
24	1-West Virginia	W 55-52
25	1-Loyola Marymount	W 77-52
28	Arizona	W 64-44

#### DECEMBER

1	at Rice	L 66-79
6	at Washington	L 59-65
18	North Texas	W 70-52
20	Delaware State	W 70-43
29	Sam Houston	W 93-43

#### JANUARY

2	Western Illinois	W 70-36
6	at Kansas State*	L 45-48
10	at Texas Tech*	W 49-47
13	Baylor* [FSN] (9/9)	W 60-52
18	Colorado*	W 74-58
21	at Texas* [FSN] (22/24)	L 45-64
24	Nebraska* (25/25)	W 66-65
27	at Oklahoma* [FSN] (6/6)	W 54-52
30	Oklahoma State*	W 64-63

#### FEBRUARY

3	Kansas*	W 64-53
7	at Missouri*	W 69-63
10	Oklahoma* [FSN] (12/9)	W 78-68
14	at Iowa State*	L 54-61
17	at Oklahoma State*	W 62-60
21	Texas Tech*	W 67-51
25	at Baylor* [ESPN2] (14/14)	W 63-58
28	Texas* [FSN]	W 67-60

#### MARCH

7	2-Colorado [FSN]	W 62-45
8	2-Iowa State [FSN]	L 51-57
17	3-UTA [ESPN]	W 58-50
19	3-George Washington [ESPN2]	L 47-59

Key: \* Big 12 Game; [ ] TV Game; 1-Loyola Marymount Classic, Los Angeles, Calif.; 2-Phillips 66 Big 12 Championship; 3-NCAA Championship, Los Angeles, Calif.



### Reed Arena

**Location:** 730 Olsen Blvd., College Station, TX 77842

**Capacity:** 12,500

**Largest Crowd (women's basketball):** 11,088 (vs. Baylor, 2/15/06)

**Year Opened:** 1998

**Record:** 82-54 (.603)

**Ticket Information:** 1-888-99AGGIE

### Year-by-Year

Year	Coach	Big 12	Pct.	Overall	Pct.	Postseason
1975	Kay Donn			24-9	.727	
1976	Kay Donn			18-11	.621	
1977	Kay Donn			14-17	.452	
1978	Wanda Bender			19-18	.514	
1979	Wanda Bender			26-18	.591	
1980	Cherri Rapp			19-12	.613	
1981	Cherri Rapp			7-22	.241	
1982	Cherri Rapp			9-20	.310	
1983	Cherri Rapp	2-6 (7th/SWC)	.250	11-16	.407	
1984	Cherri Rapp	6-10 (6th/SWC)	.375	13-15	.464	
1985	Lynn Hickey	7-9 (T5th/SWC)	.438	14-14	.500	
1986	Lynn Hickey	9-7 (T4th/SWC)	.563	16-13	.552	
1987	Lynn Hickey	5-11 (T6th/SWC)	.313	9-17	.346	
1988	Lynn Hickey	8-8 (T4th/SWC)	.500	15-13	.536	
1989	Lynn Hickey	8-8 (5th/SWC)	.500	17-12	.586	
1990	Lynn Hickey	8-8 (T5th/SWC)	.500	16-12	.571	
1991	Lynn Hickey	8-8 (5th/SWC)	.500	14-14	.500	
1992	Lynn Hickey	7-7 (T4th/SWC)	.500	15-13	.536	
1993	Lynn Hickey	7-7 (4th/SWC)	.500	15-12	.556	
1994	Lynn Hickey	11-3 (2/SWC)	.786	23-8	.742	NCAA Regional
1995	Candi Harvey	9-5 (T2/SWC)	.643	21-9	.700	NWIT Champs
1996	Candi Harvey	8-6 (4th/SWC)	.571	20-12	.625	NCAA
1997	Candi Harvey	3-13 (T10th)	.188	9-18	.333	
1998	Candi Harvey	4-12 (T9th)	.250	9-19	.321	
1999	Peggie Gillom	2-14 (12th)	.125	7-20	.259	
2000	Peggie Gillom	3-13 (11th)	.188	11-16	.407	
2001	Peggie Gillom	2-14 (T11th)	.125	12-16	.429	
2002	Peggie Gillom	5-11 (T9th)	.313	13-16	.448	
2003	Peggie Gillom	3-13 (T9th)	.188	10-18	.357	
2004	Gary Blair	2-14 (T11th)	.125	9-19	.321	
2005	Gary Blair	4-12 (T9th)	.250	16-15	.516	WNIT
2006	Gary Blair	11-5 (3rd)	.688	23-9	.719	NCAA
2007	Gary Blair	13-3 (T1st)	.813	25-7	.781	NCAA
OVERALL		153-213	.418	499-480	.510	
Southwest		103-103	.500			
Big 12		52-124	.295			



# BIG 12 WOMEN'S BASKETBALL

## Texas A&M Aggies



### Head Coach

**Gary Blair**  
(Texas Tech, 1972)

### The Blair File

**Record at Texas A&M:** 73-50 (4 years)  
**Major College Record:** 481-213 (22 years)

**Hometown:** Dallas, Texas

**Birthdate:** Aug. 10, 1945

#### Coaching Experience:

Head Coach, Dallas South Oak Cliff High School, 1973-80  
Assistant Coach, Louisiana Tech, 1980-85  
Head Coach, Stephen F. Austin, 1985-93  
Head Coach, Arkansas, 1993-2003  
Head Coach, Texas A&M, 2003-Present

#### Education:

Bachelor's from Texas Tech, 1972  
Master's from Texas Tech, 1974

**Coaching Achievements:** In 22 years has guided his squads to 13 NCAA Tournaments and five WNIT/NWIT appearances; Took A&M to its first postseason appearance in nine years in 2005 and followed that up with NCAA berths in 2006 and 2007; Coached A&M to its first Big 12 Championship in 2007 and selected Big 12 Coach of the Year; Named National Coach of the Year by the Women's Basketball News Service in 2005-06; Led Arkansas to the 1998 Final Four and has made five trips to the Sweet 16; Compiled 16 20-win campaigns; Ranks in the Top 35 of winningest active Division I women's basketball coaches; Five-time District V Converse Coach of the Year; Winningest coach in Arkansas school history; Won seven straight conference championships and made seven consecutive NCAA Tournament appearances while at SFA; Assistant coach for the gold-medal winning 1996 U.S. Jones Cup Team; Won two national titles and made four Final Four appearances as an assistant at Louisiana Tech; Member of the Texas High School Basketball Hall of Fame.

#### Blair's Year-by-Year Coaching Record

Year	School	Record	Pct.	Conference	Pct.	Postseason
1985-86	Stephen F. Austin	16-12	.571	7-3	.700	
1986-87	Stephen F. Austin	25-6	.806	9-1 (1st)	.900	NWIT
1987-88	Stephen F. Austin	29-5	.853	13-1 (1st)	.929	NCAA
1988-89	Stephen F. Austin	30-4	.882	13-1 (1st)	.929	NCAA Regional
1989-90	Stephen F. Austin	28-3	.903	14-0 (1st)	1.000	NCAA Regional
1990-91	Stephen F. Austin	26-5	.839	14-0 (1st)	1.000	NCAA
1991-92	Stephen F. Austin	28-3	.903	17-1 (1st)	.944	NCAA Regional
1992-93	Stephen F. Austin	28-5	.848	17-1 (1st)	.944	NCAA Regional
1993-94	Arkansas	15-14	.517	3-8 (9th)	.273	
1994-95	Arkansas	23-7	.767	7-4 (T4th)	.636	NCAA
1995-96	Arkansas	21-13	.618	3-8 (10th)	.273	NWIT
1996-97	Arkansas	18-10	.643	5-7 (7th)	.417	
1997-98	Arkansas	22-11	.667	7-7 (6th)	.500	NCAA Final Four
1998-99	Arkansas	20-14	.588	5-9 (11th)	.357	WNIT Champions
1999-00	Arkansas	17-15	.531	4-10 (10th)	.286	WNIT Semifinals
2000-01	Arkansas	20-13	.606	6-8 (6th)	.429	NCAA
2001-02	Arkansas	20-12	.625	7-7 (7th)	.500	NCAA
2002-03	Arkansas	22-11	.667	7-7 (7th)	.500	NCAA
2003-04	Texas A&M	9-19	.321	2-14 (T11th)	.125	
2004-05	Texas A&M	16-15	.516	4-12 (T9th)	.250	WNIT
2005-06	Texas A&M	23-9	.719	11-5 (3rd)	.688	NCAA
2006-07	Texas A&M	25-7	.781	13-3 (T1st)	.813	NCAA
<b>Overall</b>	<b>22 Years</b>	<b>481-213</b>	<b>.693</b>	<b>128-117</b>	<b>.522</b>	
SFA	8 Years	210-43	.830	104-8	.929	
Arkansas	10 Years	198-120	.623	54-75	.419	
Texas A&M	4 Years	73-50	.593	30-34	.469	



### Assistant Coaches



**Vic Schaefer**  
Associate Head Coach  
(Texas A&M, 1984)



**Kelly Bond**  
Associate Head Coach  
(Illinois, 1998)



**Johnnie Harris**  
(Ark. Baptist, 1995)



# BIG 12 WOMEN'S BASKETBALL

## Texas A&M Aggies

Texas A&M returns the same five starters for the second consecutive year to a squad that won the school's first Big 12 Championship and played in two NCAA Tournaments.

TAMU has made back-to-back NCAA Tournament appearances for the first time in program history.

Gary Blair was named 2007 Big 12 Coach of the Year and four Aggie players were recognized on All-Big 12 squads.

A&M's 25 victories in 2006-07 marked the second-most in school annals behind the 26 recorded in 1979.

Associate Head Coach Vic Schaefer guided the U.S. Jones Cup Team to a bronze medal this past summer with a squad that featured six Big 12 players.

The A&M program is one victory shy of recording the 500th all-time win in school history.



A'Quonesia Franklin

### 2006-07 Statistics

#### Season

Record: 25-7 Home: 16-0 Road: 6-5 Neutral: 3-2

##	Player	GP-GS	Min	FG-FGA	Pct.	3FG-FGA	Pct.	FT-FTA	Pct.	Off	Def	Tot	Avg	PF	FO	A	TO	BLK	ST	Pts	Avg
03	Starks, Takia	32-32	33.2	178-449	.396	47-123	.382	51-75	.680	29	106	135	4.2	68	0	65	84	6	40	454	14.2
55	Gant, Danielle	32-15	29.0	135-238	.567	0-0	.000	77-102	.755	101	133	234	7.3	74	1	63	67	30	64	347	10.8
21	Atunrase, Morenike	26-19	26.9	85-242	.351	28-85	.329	62-80	.775	33	67	100	3.8	45	0	53	61	27	38	260	10.0
10	Franklin, A'Quonesia	32-32	34.9	114-321	.355	48-147	.327	40-56	.714	16	76	92	2.9	74	1	149	78	0	51	316	9.9
24	Reado, Patrice	32-25	22.6	102-214	.477	0-1	.000	24-46	.522	52	66	118	3.7	101	8	43	53	26	48	228	7.1
12	Micheaux, La Toya	32-31	26.0	78-180	.433	0-0	.000	41-96	.427	113	124	237	7.4	89	2	48	84	27	39	197	6.2
42	McGowen, Adrian	24-0	8.1	27-51	.529	12-24	.500	12-16	.750	14	17	31	1.3	15	0	17	11	4	9	78	3.3
52	Zimova, Lenka	24-2	6.0	25-64	.391	0-3	.000	7-14	.500	13	17	30	1.3	16	0	11	16	7	5	57	2.4
23	Pounds, Katy	24-0	5.6	15-36	.417	10-27	.370	12-17	.706	2	14	16	0.7	15	0	16	16	1	7	52	2.2
44	Limbaha, Katrina	22-4	7.1	15-43	.349	0-0	.000	7-19	.368	11	15	26	1.2	15	0	6	15	11	3	37	1.7
33	Horton, Ashlaa	22-0	6.5	12-31	.387	0-0	.000	5-8	.625	9	10	19	0.9	27	0	1	14	2	3	29	1.3
02	Buchanan, Damitria	28-0	4.9	10-24	.417	0-0	.000	10-18	.556	20	27	47	1.7	31	0	2	17	11	6	30	1.1
11	Gulley, LaToya	16-0	5.2	4-13	.308	2-5	.400	0-0	.000	0	6	6	0.4	13	0	10	6	0	1	10	0.6
22	Wilks, Jennifer	9-0	4.9	2-11	.182	0-0	.000	0-0	.000	4	1	5	0.6	4	0	4	6	2	2	4	0.4
TM TEAM										59	54	113	3.5	0			6				
Total		32		802-1917	.418	147-415	.354	348-547	.636	476	733	1209	37.8	587	12	488	534	154	316	2099	65.6
Opponents		32		617-1648	.374	95-349	.272	386-568	.680	400	734	1134	35.4	552	6	354	693	101	202	1715	53.6

#### Conference-Only

Record: 13-3 Home: 8-0 Road: 5-3

##	Player	GP-GS	Min	FG-FGA	Pct.	3FG-FGA	Pct.	FT-FTA	Pct.	Off	Def	Tot	Avg	PF	FO	A	TO	BLK	ST	Pts	Avg
03	Starks, Takia	16-16	34.6	79-225	.351	28-64	.438	23-34	.676	12	56	68	4.3	31	0	30	43	2	18	209	13.1
10	Franklin, A'Quonesia	16-16	37.2	72-195	.369	26-83	.313	29-37	.784	7	43	50	3.1	34	0	59	41	0	27	199	12.4
55	Gant, Danielle	16-8	31.3	67-125	.536	0-0	.000	42-54	.778	57	67	124	7.8	46	1	28	36	17	28	176	11.0
21	Atunrase, Morenike	15-10	25.3	40-131	.305	14-51	.275	30-42	.714	17	37	54	3.6	30	0	23	34	12	18	124	8.3
24	Reado, Patrice	16-14	21.4	43-92	.467	0-0	.000	11-21	.524	25	32	57	3.6	63	7	20	28	16	24	97	6.1
12	Micheaux, La Toya	16-16	30.3	35-97	.361	0-0	.000	25-56	.446	66	76	142	8.9	48	1	24	43	13	18	95	5.9
23	Pounds, Katy	14-0	4.9	10-20	.500	7-14	.500	5-7	.714	1	6	7	0.5	8	0	12	9	0	2	32	2.3
52	Zimova, Lenka	10-0	5.4	8-25	.320	0-1	.000	1-4	.250	4	5	9	0.9	7	0	3	3	4	0	17	1.7
42	McGowen, Adrian	10-0	5.1	4-11	.364	1-5	.200	4-4	1.000	5	1	6	0.6	3	0	1	5	2	0	13	1.3
33	Horton, Ashlaa	12-0	6.9	4-13	.308	0-0	.000	3-4	.750	5	7	12	1.0	19	0	1	7	1	1	11	0.9
44	Limbaha, Katrina	9-0	2.6	0-5	.000	0-0	.000	3-4	.750	0	2	2	0.2	2	0	1	2	1	0	3	0.3
11	Gulley, LaToya	6-0	2.3	1-3	.333	0-2	.000	0-0	.000	0	1	1	0.2	2	0	0	0	0	0	2	0.3
02	Buchanan, Damitria	13-0	3.6	1-3	.333	0-0	.000	1-3	.333	2	7	9	0.7	14	0	0	5	4	2	3	0.2
22	Wilks, Jennifer	2-0	1.5	0-2	.000	0-0	.000	0-0	.000	0	0	0	0.0	0	0	0	0	0	0	0	0.0
TM TEAM										34	20	54	3.4	0			5				
Total		16		364-947	.384	76-220	.345	177-270	.656	235	360	595	37.2	307	9	202	261	72	138	981	61.3
Opponents		16		328-828	.396	51-183	.279	216-321	.673	200	386	586	36.6	271	4	188	306	59	98	923	57.7

# BIG 12 WOMEN'S BASKETBALL

## Texas A&M Aggies

### School Records

#### INDIVIDUAL

##### Single Game

Points: 39 Lori Foreman vs. Texas Woman's (2/8/80)

Field Goals: 16, Lori Foreman vs. Texas Woman's (2/8/80)

Field Goal Pct.: .923, Von Bunn vs. Sam Houston (2/20/78)

3-Point Field Goals: 8, Lisa Branch vs. Rice (1/18/95); LaToya Rose vs. Iowa State (1/12/02)

3-Point Field Goal Pct.: 1.000 (several times)

Free Throws: 15, Lisa Langston vs. Houston (2/27/85)

Free Throw pct.: 1.000 several times

Rebounds: 21, Michelle Tatum vs. Baylor (2/6/85)

Assists: 19, Lisa Branch vs. TCU (1/23/93)

Blocks: 7, Jaynetta Saunders vs. Texas (2/5/00) and Morenike Atunrase vs. Oklahoma State (1/22/05)

Steals: 10, Pat Werner vs. Trinity Lutheran (3/2/78)

##### Season

Points: 611, Jaynetta Saunders (2000-01)

Scoring Average: 19.3, Lisa Langston (1984-85)

Field Goals: 240, Jaynetta Saunders (2000-01)

Field Goal Pct.: .676, Nette Garrett (1989-89)

3-Point Field Goals: 67, Amy Yates (1997-98)

3-Point Field Goal Pct.: .444, Lana Tucker (1993-94)

Free Throws: 176, Lisa Branch (1995-96)

Free Throw Pct.: .887, Prissy Sharpe (1999-00)

Rebounds: 360, Peggy Pope (1978-79)

Assists: 231, Lisa Branch (1995-96)

Blocks: 58, Morenike Atunrase (2005-06)

Steals: 117, Toccara Wiliams (2001-02) and (2002-03)

##### Career

Points: 1,939, Lisa Branch (1993-96)

Scoring Average: 18.6, Jaynetta Saunders (1999-01)

Field Goals: 627, Lisa Langston (1982-86)

Field Goal Pct.: .588, Martha McClelland (1985-89)

3-Point Field Goals: 165, Lisa Branch (1993-96)

3-Point Field Goal Pct.: .358, Donna Roper (1985-89)

Free Throws: 614, Lisa Branch (1993-96)

Free Throw Pct.: .815, Lisa Branch (1993-96)

Rebounds: 920, Prissy Sharpe (1996-00)

Assists: 795, Lisa Branch (1993-96)

Blocks: 145, Morenike Atunrase (2005-present)

Steals: 452, Toccara Williams (2001-04)

#### TEAM

##### Game

Points: 111 vs. Lamar (11/15/95)

Field Goals: 49 vs. UT-Pan American (11/30/87)

Field Goal Pct.: .667 (30-45) vs. Texas (2/20/85)

3-Point Goals: 12 vs. Brown (12/8/96)

Free Throws: 39 vs. Oregon (12/18/91) & Eastern Kentucky (11/18/00)

Free Throw Pct.: .929 (13-14) vs. Panola JC (1/28/81) and Kansas (1/2/99)

Rebounds: 73 vs. Chicago State (12/6/91)

Assists: 37 vs. UTPA (11/30/87)

Steals: 34 vs. McLennan College (1/12/79)

Blocks: 18 vs. Saint Peter's (11/21/05)

##### Season

Points: 2,991 (1978-79)

Scoring Average: 79.7 (1994-95)

Field Goals: 1,259 (1978-79)

Field Goal Pct.: .474 (1985-86)

3-Point Field Goals: 159 (1994-95)

3-Point Field Goal Pct.: .369 (1989-90)

Free Throws: 575 (1995-96)

Free Throw Pct.: .731 (1995-96)

Rebounds: 1,657 (1978-79)

Rebound Average: 47.1 (1988-89)

Assists: 785 (1978-79)

Blocks: 168 (2005-06)

Steals: 585 (1978-79)

#### Texas A&M vs. The Big 12

##### **Baylor: 36-36**

Home: 18-13  
Away: 16-19  
Neutral: 2-4

##### **Colorado: 5-10**

Home: 3-4  
Away: 1-6  
Neutral: 1-0

##### **Iowa State: 2-13**

Home: 2-3  
Away: 0-6  
Neutral: 0-4

##### **Kansas: 5-7**

Home: 2-4  
Away: 3-2  
Neutral: 0-1

##### **Kansas State: 4-10**

Home: 2-4  
Away: 1-5  
Neutral: 1-1

##### **Missouri: 5-7**

Home: 4-0  
Away: 1-6  
Neutral: 0-1

##### **Nebraska: 6-12**

Home: 4-5  
Away: 1-6  
Neutral: 1-1

##### **Oklahoma: 10-23**

Home: 7-7  
Away: 2-13  
Neutral: 1-3

##### **Oklahoma State: 13-19**

Home: 6-8  
Away: 7-9  
Neutral: 0-2

##### **Texas: 13-58**

Home: 7-23  
Away: 3-28  
Neutral: 3-7

##### **Texas Tech: 11-52**

Home: 5-24  
Away: 2-26  
Neutral: 4-2



# BIG 12 WOMEN'S BASKETBALL

## Texas Tech Lady Raiders



**Dr. Jon Whitmore**  
President



**Gerald Myers**  
Athletics Director



**Dr. Robert J. Baker**  
Faculty Athletics  
Representative



**Dr. Judith Henry**  
Senior Woman  
Administrator



**Tammi Hoffman**  
Associate SID

### Quick Facts

**Location:** Lubbock, Texas  
**Founded:** 1923  
**Enrollment:** 29,000  
**Colors:** Scarlet & Black  
**Nickname:** Lady Raiders  
**Arena:** United Spirit Arena (15,050)  
**President:** Dr. Jon Whitmore  
**Athletics Director:** Gerald Myers  
**FAR:** Dr. Robert J. Baker  
**Senior Assoc. AD/SWA:** Dr. Judith Henry  
**Head Coach:** Kristy Curry  
**Women's Basketball Phone:** (806) 742-7700  
**SID Contact:** Tammi Hoffman  
**SID Phone:** (806) 742-2770  
**SID Cell Phone:** (806) 787-5662  
**SID Home Phone:** (806) 771-0277  
**SID Fax:** (806) 742-1970  
**Press Row Phone:** (806) 742-6688  
**SID E-mail:** tammi.hoffman@ttu.edu

**Internet Site:** texastech.com  
**2006-07 Record:** 15-16 (.484)  
[9-5 Home, 4-9 Away, 2-2 Neutral]  
**2006-07 Big 12 Record/Finish:** 6-10 (.375)/T7th  
[5-3 Home, 1-7 Away]  
**2007 Big 12 Championship:** 0-1 (1st Rd)  
**Postseason:** N/A  
**All-Time Record:** 719-315 (.695)  
**\*All-Time Big 12 Record:** 124-52 (.705)  
**All-Time Big 12 Championship Record:** 13-9 (.591)  
**Big 12 Championships:** Three (1998, 99, 00)  
**Total Conference Championships:** 8  
**NCAA Tournament Appearances:** 18 ('84, '86, '90, '91, '92, '93, '94, '95, '96, '97, '98, '99, '00, '01, '02, '03, '04, '05)  
**NCAA Tournament Record:** 30-17 (.638)  
**NCAA Championships:** 1 (1993)  
**\*Regular season games only, 1996-07**

# BIG 12 WOMEN'S BASKETBALL

## Texas Tech Lady Raiders

### 2007-08 Roster

No.	Name	Pos.	Ht.	Cl/Exp	Hometown/HS/College
32	Maddy Brown	G	5-10	So/TR	Honeoye Falls, N.Y./Boneoye Falls-Lima/Pittsburgh
35	Raquel Christian	G	5-6	So/2L	Midland, Texas/Midland
4	Kalee Davidson	F	6-0	Jr/TR	Fort Worth, Texas/Ft. Worth Christian/UC Irvine
11	Tawanna Flowers	F	5-10	Sr/3L	Levelland, Texas/Levelland
24	Stanecia Graham	F	6-1	Jr/TR	Aurora, Ill./Aurora West/Cloud County CC
1	Teddy Griffin	G	5-11	Jr/2L	Seagraves, Texas/Seagraves
23	LaVonda Henderson	G	5-7	Jr/2L	Lubbock, Texas/Estacado
3	Maria Moore	G	5-5	Jr/TR	Sparks, Nev./Reed/College of Southern Idaho
13	Jordan Murphree	G	6-0	So/1L	Brock, Texas/Brock
34	Erin Myrick	C	6-3	Sr/3L	Duarte, Calif./Bishop Amat Memorial
31	Ashlee Roberson	F	5-11	So/TR	San Antonio, Texas/Converse Judson/South Plains
33	Alana Rumph	G	5-9	Jr/TR	Keller, Texas/Fossil Ridge/South Plains
41	Dominic Seals	F	6-2	Jr/TR	Dallas Texas/Lincoln/South Plains
45	Kaylan Talley	C	6-5	So/TR	Waco, Texas/Waco/Clarendon
12	Natalie Thomas	F	6-1	So/1L	Kerrville, Texas/Tivy
2	Keisha Walker	G	5-9	Jr/TR	Kansas City, Mo./Hickman Mills/Fort Scott CC

### Numerical Roster

No.	Name
1	Griffin
2	Walker
3	Moore
4	Davidson
11	Flowers
12	Thomas
13	Murphree
23	Henderson
24	Graham
31	Roberson
32	Brown
33	Rumph
34	Myrick
35	Christian
41	Seals
45	Talley

### 2007-08 Team Information

**Letterwinners Returning/Lost:** 7/5

**Starters Returning/Lost:** 2/4

#### Starters Returning: 2

Erin Myrick, C, 6-3, Sr, 8.5 ppg, 7.0 rpg

Jordan Murphree, G, 6-0, So, 9.1 ppg, 3.2 rpg, 3.0 apg

#### Starters Lost: 4

Alesha Robertson, F, 6-0, 13.2 ppg, 8.7 rpg

Brooke Baughman, G, 5-10, 6.1 ppg, 3.1 rpg, 2.8 apg

Patrice Edwards, C, 6-3, 8.6 ppg, 5.3 rpg

^Chesley Dabbs, G, 6-0, 9.0 ppg, 3.7 rpg

(missed last 10 games)

#### Other Players Returning: 5

Tiny Henderson, G, 5-7, Jr, 6.0 ppg, 2.4 rpg

Raquel Christian, G, 5-6, So, 4.4 ppg, 1.0 rpg

Tawanna Flowers, F, 5-10, Sr, 0.8 ppg, 1.7 rpg

Teddy Griffin, G, 5-11, Jr, 1.3 ppg, 0.8 rpg

Natalie Thomas, F, 6-1, So, 1.2 ppg, 0.6 rpg

#### Other Letterwinners Lost: 1

Darrice Griffin, F, 6-1, 0.8 ppg, 0.5 rpg

#### Newcomers: 9

Maddy Brown, G, 5-10, So, Honeoye Falls, NY

Kalee Davidson, F, 6-0, Jr, Fort Worth, Texas

Stanecia Graham, F, 6-1, Jr, Aurora, Ill.

Maria Moore, G, 5-5, Jr, Sparks, Nev.

Ashlee Roberson, F, 5-11, So, San Antonio, Texas

Alana Rumph, G, 5-9, Jr, Keller, Texas

Dominic Seals, F, 6-2, Jr, Dallas, Texas

Kaylan Talley, C, 6-5, So, Waco, Texas

Keisha Walker, G, 5-8, Jr, Kansas City, Mo.

### 2007-08 Schedule

#### NOVEMBER

4	Houston Jaguars (Exh.) [TTTN]	Lubbock	2:00 p.m.
9	1- Central Florida	Orlando, Fla.	6:30 p.m.
11	1- Northeastern	Orlando, Fla.	TBA
13	IPFW [TTTN]	Lubbock	7:00 p.m.
17	at UNLV	Las Vegas, Nev.	9:00 p.m.
22	2- Idaho State	Lubbock	7:00 p.m.
23	2- Kennesaw State	Lubbock	7:00 p.m.
24	2- Alcorn State [TTTN]	Lubbock	3:00 p.m.
27	Sam Houston State [TTTN]	Lubbock	7:00 p.m.

#### DECEMBER

1	at Washington State	Pullman, Wash.	4:00 p.m.
4	Houston [TTTN]	Lubbock	7:00 p.m.
13	Arizona State	Lubbock	7:00 p.m.
18	Oral Roberts [TTTN]	Lubbock	7:00 p.m.
29	SMU	Lubbock	7:00 p.m.

#### JANUARY

5	at Arkansas	Fayetteville, Ark.	2:00 p.m.
9	Baylor*	Lubbock	7:00 p.m.
12	at Missouri*	Columbia, Mo.	TBA
16	at Kansas State*	Manhattan, Kan.	7:00 p.m.
20	Texas* [FSN]	Lubbock	5:00 p.m.
23	at Oklahoma* [TTTN]	Norman, Okla.	7:00 p.m.
26	Colorado* [FSN]	Lubbock	4:00 p.m.

#### FEBRUARY

2	Texas A&M*	Lubbock	7:00 p.m.
6	at Iowa State*	Ames, Iowa	7:00 p.m.
9	at Baylor* [FSN]	Waco, Texas	1:00 p.m.
14	Oklahoma State*	Lubbock, Texas	7:00 p.m.
17	at Texas A&M* [ESPN2]	College Station, Texas	3:00 p.m.
20	Kansas* [TTTN]	Lubbock	7:00 p.m.
24	Nebraska*	Lubbock	2:00 p.m.
27	Oklahoma* [TTTN]	Lubbock	7:00 p.m.

#### MARCH

1	at Oklahoma State*	Stillwater, Okla.	6:00 p.m.
5	at Texas*	Austin, Texas	7:00 p.m.
11-15	Phillips 66 Big 12 Championship	Kansas City, Mo.	

All Times Central

Key: \* Big 12 Game; [ ] TV Game; 1-UCF Tournament, Orlando, Fla.; 2-Basketball Travelers Classic, Lubbock, Texas



# BIG 12 WOMEN'S BASKETBALL

## Texas Tech Lady Raiders

### 2006-07 Results

**Overall: 15-16 (9-5 Home, 4-9 Away, 2-2 Neutral)**  
**Big 12: 6-10 (3-5 Home, 3-5 Away)**

#### NOVEMBER

10	UT-San Antonio	W 66-58
14	at Houston	W 69-51
19	Texas State	W 82-63
24	1-Hawaii	L 54-57
25	1-Denver	W 67-53
26	1-UCLA (21/19)	W 75-60
29	Tulane	W 77-50

#### DECEMBER

1	at Fresno State	L 65-74
3	at Stanford (15/15)	L 49-73
6	UTA	W 64-49
14	Oral Roberts	W 79-67
18	at Arizona State (10/11)	L 45-61
(Game called with 4:18 left due to rain)		
21	Furman	W 63-44
30	at SMU	L 61-72

#### JANUARY

3	at Baylor* (9/9)	L 54-61
6	Oklahoma State*	W 75-49
10	Texas A&M* (19/19)	L 47-49
17	Missouri*	W 63-55
20	at Oklahoma State* [FSN]	W 63-61
22	at Oklahoma*	L 81-86 (2OT)
27	Texas* [FSNSW] (24/24)	W 49-48
31	at Kansas*	W 66-65

#### FEBRUARY

3	at Colorado*	L 67-70
7	Baylor* (15/15)	L 67-80
11	Kansas State* [ESPN2]	L 59-66
14	at Nebraska*	W 70-69
17	Oklahoma* [FSN] (14/11)	L 67-70
21	at Texas A&M* (16/18)	L 51-67
24	at Texas* [FSN]	L 47-59

#### MARCH

1	Iowa State*	L 68-72
6	2-Colorado [Cox]	L 67-71

Key: \* Big 12 Game; [ ] TV Game; 1-Hawaiian Rainbow Wahine Classic, Honolulu, Hawaii; 2-Phillips 66 Big 12 Championship



### United Spirit Arena

**Location:** 1701 Indiana Ave., Lubbock, TX 79409

**Capacity:** 15,050

**Largest Crowd (women's basketball):** 15,050 (numerous times)


**Year Opened:** 1999

**Record:** 114-27 (.809)

**Ticket Information:** 1-888-462-4412 or 806-742-4412

### Year-by-Year

Year	Coach	Big 12	Pct.	Overall	Pct.	Postseason
1976	Susie Lynch			14-16	.467	
1977	Susie Lynch			20-18	.526	
1978	Gay Benson			35-11	.761	
1979	Gay Benson			8-25	.242	
1980	Gay Benson			24-11	.686	
1981	Donna Wick			13-17	.433	
1982	Donna Wick			18-12	.600	
1983	Marsha Sharp	6-2 (2/SWC)	.750	22-9	.710	NWIT
1984	Marsha Sharp	13-3 (2/SWC)	.813	23-7	.767	NCAA
1985	Marsha Sharp	12-4 (2/SWC)	.750	24-8	.750	NWIT
1986	Marsha Sharp	13-3 (2/SWC)	.813	21-9	.700	NCAA
1987	Marsha Sharp	10-6 (3/SWC)	.625	18-11	.621	
1988	Marsha Sharp	9-7 (3/SWC)	.563	17-13	.567	
1989	Marsha Sharp	9-7 (3/SWC)	.563	17-13	.567	
1990	Marsha Sharp	11-5 (3/SWC)	.688	20-11	.645	NCAA
1991	Marsha Sharp	12-4 (3/SWC)	.750	23-8	.742	NCAA
1992	Marsha Sharp	13-1 (1/SWC)	.929	27-5	.844	NCAA Regional
1993	Marsha Sharp	13-1 (1/SWC)	.929	31-3	.912	NCAA Champions
1994	Marsha Sharp	12-2 (1/SWC)	.857	28-5	.848	NCAA Regional
1995	Marsha Sharp	13-1 (1/SWC)	.929	33-4	.892	NCAA Regional
1996	Marsha Sharp	13-1 (T1/SWC)	.929	27-5	.844	NCAA Regional
1997	Marsha Sharp	11-5 (4th)	.688	20-9	.690	NCAA
1998	Marsha Sharp	15-1 (1st)	.938	26-5	.839	NCAA
1999	Marsha Sharp	14-2 (1st)	.875	30-4	.882	NCAA Regional
2000	Marsha Sharp	13-3 (T1st)	.813	28-5	.848	NCAA Regional
2001	Marsha Sharp	13-3 (2nd)	.813	25-7	.781	NCAA Regional
2002	Marsha Sharp	8-8 (7th)	.500	20-12	.625	NCAA Regional
2003	Marsha Sharp	13-3 (3rd)	.813	29-6	.829	NCAA Elite Eight
2004	Marsha Sharp	10-6 (T4th)	.625	25-8	.758	NCAA
2005	Marsha Sharp	12-4 (T3rd)	.750	24-8	.750	NCAA
2006	Marsha Sharp	9-7 (5th)	.563	15-14	.517	
2007	Kristy Curry	6-10 (T7th)	.375	15-16	.484	
OVERALL		289-106	.732	719-315	.695	
Southwest		159-47	.772			
Big 12		110-66	.625			





# BIG 12 WOMEN'S BASKETBALL

## Texas Tech Lady Raiders



### Head Coach

**Kristy Curry**  
(Northeast Louisiana, 1988)



### The Curry File

**Record at Texas Tech:** 15-16 (1 year)  
**Major College Record:** 194-67 (8 years)

**Hometown:** Olla, La.

**Birthdate:** Oct. 30, 1966

#### Coaching Experience:

Head Coach, Weston (La.) High School, 1988-90  
Head Coach, Mansfield (La.) High School, 1990-91  
Assistant Coach, Tulane, 1991-93  
Assistant Coach, Stephen F. Austin, 1993-94  
Assistant Coach, Texas A&M, 1994-96  
Assistant Coach, Louisiana Tech, 1996-99  
Head Coach, Purdue, 1999-06  
Head Coach, Texas Tech, 2006-Present

#### Education:

Bachelor's from Northeast Louisiana, 1988  
Master's from Stephen F. Austin, 1994

**Coaching Achievements:** Begins her second year as the fifth head coach in Texas Tech history after seven years as head coach at Purdue; Led her teams to two Big Ten regular season titles (2001, 2002) and three Big Ten Tournament championships (2000, 2003, 2004); Guided the Boilermakers to seven NCAA Tournament appearances, including the Final Four and championship game in 2001; Was just the second coach in NCAA history to guide her team to the NCAA championship contest in her second year as a head coach; Needed only 126 games to reach her 100th win; Coached six Purdue players to first team all-conference recognition; 28 times her student-athletes have received academic all-conference distinction since 2000; Every player who finished her playing career at Purdue during Curry's tenure graduated.

#### Curry's Year-by-Year Coaching Record

Year	School	Record	Pct.	Conference	Pct.	Postseason
1999-00	Purdue	23-8	.742	11-5 (T3rd)	.688	NCAA
2000-01	Purdue	31-7	.816	14-2 (1st)	.875	NCAA Runner-up
2001-02	Purdue	24-6	.800	13-3 (1st)	.813	NCAA
2002-03	Purdue	29-6	.829	12-4 (T2nd)	.750	NCAA Elite Eight
2003-04	Purdue	29-4	.879	14-2 (2nd)	.875	NCAA Regional
2004-05	Purdue	17-13	.567	9-7 (5th)	.563	NCAA Regional
2005-06	Purdue	26-7	.788	13-3 (2nd)	.813	NCAA Regional
2006-07	Texas Tech	15-16	.484	6-10 (T7th)	.375	

<b>Overall</b>	<b>8 years</b>	<b>194-67</b>	<b>.743</b>	<b>92-36</b>	<b>.719</b>
Purdue	7 years	179-51	.778	86-26	.768
Texas Tech	1 year	15-16	.484	6-10	.375

### Assistant Coaches



**Bill Brock**  
Associate Head Coach  
(SE Oklahoma, 1976)



**Kelly Curry**  
(Texas A&M, 1990)



**Shereka Wright**  
(Purdue, 2004)

# BIG 12 WOMEN'S BASKETBALL

## Texas Tech Lady Raiders

Texas Tech has finished in the top four nationally in home attendance every year since the inception of the Big 12. The program ranked third last year, averaging over 10,000 fans per game.

TTU's 124 wins in Big 12 play are a league-best.

The Lady Raiders' top returning scorer is sophomore Jordan Murphree with 9.1 ppg. She led the team in assists last year with 3.0 per game.

Texas Tech welcomes nine newcomers to its team, all of whom are sophomore or junior transfers. The squad has no freshmen on its roster and just two seniors.

Departed senior Alesha Robertson was the only Lady Raider to average in double figures last year with 13.2 ppg. Six other players averaged at least six points per contest.

Texas Tech has made 18 NCAA Tournament appearances and compiled a record of 30-17 (.638). The 30 NCAA wins rank second among Big 12 teams behind Texas' 31.



Erin Myrick

### 2006-07 Statistics

#### Season

Record: 15-16 Home: 9-5 Road: 4-9 Neutral: 2-2

##	Player	GP-GS	Min	FG-FGA	Pct.	3FG-FGA	Pct.	FT-FTA	Pct.	Off	Def	Tot	Avg	PF	FO	A	TO	BLK	ST	Pts	Avg
55	Robertson, Alesha	31-31	34.4	126-340	.371	40-110	.364	118-150	.787	106	165	271	8.7	61	2	51	53	8	44	410	13.2
13	Murphree, Jordan	31-28	25.9	110-288	.382	5-36	.139	58-88	.659	17	83	100	3.2	79	2	92	103	15	37	283	9.1
05	Dabbs, Chesley	21-21	29.8	75-191	.393	12-32	.375	26-34	.765	28	50	78	3.7	35	0	38	40	3	17	188	9.0
33	Edwards, Patrice	31-10	18.2	111-200	.555	0-0	.000	46-73	.630	68	96	164	5.3	83	4	15	52	36	17	268	8.6
34	Myrick, Erin	31-24	22.4	101-219	.461	0-2	.000	60-91	.659	77	141	218	7.0	95	1	28	64	48	22	262	8.5
10	Baughman, Brooke	31-31	32.5	56-179	.313	37-113	.327	40-51	.784	24	71	95	3.1	68	2	86	91	6	29	189	6.1
23	Henderson, LaVonda	31-7	18.9	75-160	.469	5-19	.263	30-45	.667	22	52	74	2.4	31	0	45	44	8	45	185	6.0
35	Christian, Raquel	30-0	15.9	49-159	.308	25-79	.316	8-17	.471	7	22	29	1.0	24	0	28	44	4	17	131	4.4
01	Griffin, Teddy	12-0	6.5	7-19	.368	0-1	.000	2-3	.667	1	8	9	0.8	10	0	3	12	2	7	16	1.3
12	Thomas, Natalie	5-0	2.6	3-5	.600	0-0	.000	0-0	.000	1	2	3	0.6	0	0	0	0	0	1	6	1.2
42	Griffin, Darrice	22-0	4.1	5-16	.313	0-0	.000	7-13	.538	2	9	11	0.5	14	0	2	10	3	6	17	0.8
11	Flowers, Tawanna	29-3	7.7	7-24	.292	0-2	.000	8-14	.571	17	32	49	1.7	30	0	10	15	1	15	22	0.8
TM TEAM										48	55	103	3.3	2			5				
Total		31		725-1800	.403	124-394	.315	403-579	.696	418	786	1204	38.8	532	11	398	533	134	257	1977	63.8
Opponents		31		696-1809	.385	139-412	.337	399-571	.699	421	753	1174	37.9	569	12	379	531	117	266	1930	62.3

#### Conference-Only

Record: 6-10 Home: 3-5 Road: 3-5

##	Player	GP-GS	Min	FG-FGA	Pct.	3FG-FGA	Pct.	FT-FTA	Pct.	Off	Def	Tot	Avg	PF	FO	A	TO	BLK	ST	Pts	Avg
55	Robertson, Alesha	16-16	36.5	60-167	.359	23-51	.451	62-78	.795	46	91	137	8.6	31	0	27	24	4	22	205	12.8
33	Edwards, Patrice	16-7	23.6	78-139	.561	0-0	.000	34-55	.618	55	56	111	6.9	51	3	8	33	21	11	190	11.9
05	Dabbs, Chesley	7-7	33.7	26-66	.394	4-14	.286	15-18	.833	7	19	26	3.7	15	0	13	13	1	7	71	10.1
13	Murphree, Jordan	16-15	25.9	57-147	.388	2-16	.125	23-45	.511	6	48	54	3.4	36	2	41	52	6	16	139	8.7
35	Christian, Raquel	16-0	21.6	39-126	.310	21-63	.333	7-12	.583	4	15	19	1.2	17	0	21	32	3	11	106	6.6
34	Myrick, Erin	16-10	18.6	34-87	.391	0-0	.000	29-40	.725	33	60	93	5.8	46	0	9	29	21	7	97	6.1
23	Henderson, LaVonda	16-6	19.3	40-83	.482	2-5	.400	9-13	.692	13	24	37	2.3	20	0	25	17	3	18	91	5.7
10	Baughman, Brooke	16-16	32.2	24-88	.273	16-56	.286	14-21	.667	12	41	53	3.3	35	1	42	42	3	8	78	4.9
12	Thomas, Natalie	1-0	6.0	1-3	.333	0-0	.000	0-0	.000	1	0	1	1.0	0	0	0	0	0	0	2	2.0
11	Flowers, Tawanna	16-3	8.3	3-12	.250	0-1	.000	5-8	.625	12	18	30	1.9	15	0	3	10	0	8	11	0.7
42	Griffin, Darrice	11-0	2.5	2-7	.286	0-0	.000	0-3	.000	1	5	6	0.5	4	0	1	1	1	0	4	0.4
01	Griffin, Teddy	2-0	1.5	0-0	.000	0-0	.000	0-0	.000	0	0	0	0.0	0	0	0	0	0	0	0	0.0
TM TEAM										24	23	47	2.9	1			3				
Total		16		364-925	.394	68-206	.330	198-293	.676	214	400	614	38.4	271	6	190	256	63	108	994	62.1
Opponents		16		373-937	.398	74-211	.351	207-298	.695	215	399	614	38.4	288	5	200	247	71	130	1027	64.2

# BIG 12 WOMEN'S BASKETBALL

## Texas Tech Lady Raiders

### School Records

#### INDIVIDUAL

##### Single Game

Points: 53, Sheryl Swoopes vs. Texas (3-13-93)

Field Goals: 18, Sheryl Swoopes vs. Texas (3/13/93) & Alicia Thompson vs. Texas (2/5/97)

Field Goal Pct.: 1.000 (7-7), Cynthia Clinger vs. SW Texas (1/11/93)

3-Point Field Goals: 9, Alesha Robertson vs. Miami (12/06/04)

3-Point FG Pct.: 1.000 (4-4), Noel Johnson vs. Vanderbilt (11/20/93) & vs. TCU (3/9/94); Renee Hanebutt vs. Kansas (3/4/98)

Free Throws: 19, Sheryl Swoopes vs. Houston (1/25/92)

Free Throw pct.: 1.000, several times

Rebounds: 27, Carolyn Thompson vs. Rice (1/29/82)

Assists: 17, Melinda Schmucker vs. Grambling (3/13/98)

Blocks: 10, Crystal Boles vs UTEP (1/4/96)

Steals: 15, Carolyn Thompson vs. W. Texas State (1/12/82)

##### Season

Points: 955, Sheryl Swoopes (1992-93)

Scoring Average: 28.1, Sheryl Swoopes (1992-93)

Field Goals: 356, Sheryl Swoopes (1992-93)

Field Goal Pct.: .629 (154-245), Julia Koncack (1986-87)

3-Point Field Goals: 107, Rene Hanebutt (1998-99)

3-Point Field Goal Pct.: .511 (24-47), Noel Johnson (1993-94)

Free Throws: 211, Sheryl Swoopes (1992-93)

Free Throw Pct.: .920 (62-68), Karen Farst (1989-90)

Rebounds: 360, Carolyn Thompson (1980-81)

Assists: 281, Tabitha Truesdale (1994-95)

Blocks: 105, Cisti Greenwalt (2004-05)

Steals: 121, Louise Davis (1979-80)

##### Career

Points: 2,655, Carolyn Thompson (1980-84)

Scoring Average: 24.9, Sheryl Swoopes (1991-93)

Field Goals: 1013, Carolyn Thompson (1980-84)

Field Goal Pct.: .602 (530-880), LaToya Davis (2002-06)

3-Point Field Goals: 282, Rene Hanebutt (1995-99)

3-Point Field Goal Pct.: .444 (24-54), Vicky McKenzie (1986-88)

Free Throws: 692, Carolyn Thompson (1980-84)

Free Throw Pct.: .844 (346-410), Sheryl Swoopes (1991-93)

Rebounds: 1,247, Carolyn Thompson (1980-84)

Assists: 844, Erin Grant (2002-06)

Blocks: 300, Cisti Greenwalt (2001-05)

Steals: 352, Katrisa O'Neal (1997-01)

##### TEAM

##### Game

Points: 125 vs. Central State Oklahoma (1/18/80)

Field Goals: 51 vs. Central State Oklahoma (1/18/80)

Field Goal Pct.: .698 (30-43) vs. Rice (3/4/87)

3-Point Goals: 14 vs. Oklahoma State (1/10/04)

3-Point FG Pct.: 1.000 (3-3) vs. USC (12/22/00)

Free Throws: 34 vs. TCU (1/21/87)

Rebounds: 66 vs. SMU (1/19/94)

Assists: 40 vs. Rice (2/18/84)

Steals: 47 vs. Central State Oklahoma (1/18/80)

Blocks: 13 (five times)

##### Season

Points: 3,291 (1977-78)

Scoring Average: 86.0 (1992-93)

Field Goals: 1,139 (1994-95)

Field Goal Pct.: .516 (1985-86)

3-Point Field Goal Pct.: .457 (1988-89)

Free Throws: 606 (1994-95)

Free Throw Pct.: .714 (2003-04)

Rebounds: 1688 (1994-95)

Rebound Average: 45.6 (1994-95)

Assists: 769 (1994-95)

Blocks: 232 (2004-05)

Steals: 471 (1980-81)

Wins: 34 (1977-78)

#### Texas Tech vs. The Big 12

##### **Baylor: 46-18**

Home: 24-4

Away: 20-7

Neutral: 2-7

##### **Colorado: 13-5**

Home: 5-1

Away: 5-2

Neutral: 3-2

##### **Iowa State: 9-5**

Home: 5-1

Away: 1-4

Neutral: 2-1

##### **Kansas: 10-3**

Home: 6-1

Away: 3-2

Neutral: 1-0

##### **Kansas State: 8-7**

Home: 4-3

Away: 2-3

Neutral: 2-1

##### **Missouri: 10-4**

Home: 7-0

Away: 2-3

Neutral: 1-1

##### **Nebraska: 12-2**

Home: 7-0

Away: 4-2

Neutral: 1-0

##### **Oklahoma: 23-12**

Home: 13-4

Away: 9-7

Neutral: 1-1

##### **Oklahoma State: 24-12**

Home: 12-4

Away: 9-8

Neutral: 4-0

##### **Texas: 23-53**

Home: 13-17

Away: 6-24

Neutral: 4-12

##### **Texas A&M: 52-11**

Home: 27-1

Away: 25-4

Neutral: 2-4