

# Texas A&M University

## Quick Facts

Location: College Station, Texas  
 Founded: 1872  
 Enrollment: 44,813  
 President: Dr. Robert Gates  
 Athletics Director: Bill Byrne  
 Faculty Athletics Representative: Dr. Tom Adair  
 Associate Athletics Director/SWA: Mona Osborne  
 Associate AD/Media Relations Director: Alan Cannon  
 Associate Media Relations Director: Colin Killian (mbb)  
 Assistant SIDs: Stephen Grove, Debbie Darrah, Brad Marquardt, Steve Miller, Chuck Glenewinkel, Chris Harrell  
 SID Telephone: (979) 845-3289  
 SID Fax: (979) 845-0564  
 Killian's e-mail: ckillian@athletics.tamu.edu  
 Killian's Cell: (979) 229-4706  
 Press Row: (979) 862-6944  
 Web site: www.aggieathletics.com  
 Nickname: Aggies  
 Colors: Maroon & White  
 Arena: Reed Arena (12,500)

## Men's Basketball Facts

2003-04 Record: 7-21 overall; 0-16 Big 12 (12th)  
 2003-04 Scoring Returning: 42.7%  
 2003-04 Rebounding Returning: 30.7%  
 2003-04 Starters Returning (games): 2 – Antoine Wright (26); Acie Law IV (12)  
 2003-04 Starters Lost (games): 3 – Andy Slocum (27); Jesse King III (19); Leandro Garcia-Morales (23)  
 Lettermen Returning/Lost: 6/8  
 Newcomers: 7

## Texas A&M History

Southwest Conference titles won or shared (11, 545-551, .497)  
 1920 1921 1922 1923 1951 1964 1969  
 1975 1976 1980 1986

Dr Pepper Southwest Conference Classic titles (2, 16-19, .457)  
 1980 1987

Big 12 Conference titles won or shared (0, 25-103, .195)

Phillips 66 Big 12 Tournament titles (0, 0-8, .000)

NCAA Tournament appearances (6, 3-7, .300)  
 1951 1964 1969 1975 1980 1987

Postseason NIT appearances (5, 4-5, .444)  
 1979 1982 1985 1986 1994

## Outlook

New coach Billy Gillispie adds a seasoned element in Texas collegiate basketball experience and recruiting the talent-fertile state as he takes over the Aggies' program in 2004-05.

Gillispie accomplished one of the biggest turnarounds nationally last winter when he guided the UTEP Miners to a 24-8 record and NCAA appearance after the 2002-03 squad finished 6-24. That 18-game improvement was the best in NCAA Division I men's hoops.

An upcoming edition with one senior—6-0 guard Bobby Leach—poses a new challenge for the first-year Texas A&M mentor, but he did make some inroads with late recruiting. 6-9 center-forward Joseph Jones, 6-7 junior forward Edjuan Green from Temple (Texas) College and 6-9 freshman forward Slade Weishuhn can be immediate contributors.

They join Leach (3.5 ppg, 1.3 rpg) and returning starters 6-7 Antoine Wright (13.5 ppg) and Acie Law IV (7.5 ppg, team-most 104 assists) as the Ags seek to rebound from a 7-21 overall record and 0-16 mark in Big 12 games.

The 2003-04 Aggies had almost the same offensive output (71.9 team ppg) as the previous A&M squad (72.0 ppg) but have a goal of lessening the conference's highest-yielding defense at 76.4 ppg. More aggressive play and stouter defense are two points of emphasis in the new season.



**Junior Antoine Wright**



**Dr. Robert Gates**  
President



**Bill Byrne**  
Athletics Director



**Dr. Tom Adair**  
Faculty Athletics  
Representative



**Mona Osborne**  
Senior Woman  
Administrator

## T E X A S A &amp; M

## 2004-05 Roster

No	Name	Ht	Wt	Cl-Exp	Hometown (Previous School)
	Jordan Brooks	6-2	185	Fr-HS	Aldine, Texas (MacArthur HS)
11	Luis Clemente	6-8	225	Jr-1L	San Juan, Puerto Rico (Maine Central Institute [Pittsfield, Maine])
4	Edjuan Green	6-7	230	Jr-TR	Spring, Texas (Spring HS/Temple College)
	Josh Johnston	6-2	160	Jr-TR	Lumberton, Texas (Lumberton HS/Lon Morris JC/UTEP)
30	Joseph Jones	6-9	250	Fr-HS	Normangee, Texas (Normangee HS)
22	Dominique Kirk	6-3	180	Fr-HS	Dallas, Texas (Bryan Adams HS)
1	Acie Law IV	6-3	180	So-1L	Dallas, Texas (Kimball HS)
15	Bobby Leach	6-0	180	Sr-1L	Philadelphia, Pa. (Bertran HS/Neosho [Kan.] CC)
	Logan Lee	6-2	180	So-TR	San Antonio, Texas (Marshall HS/South Plains CC/Hawaii)
33	Justin Loewe	6-4	200	So-1L	Caldwell, Texas (Caldwell HS)
24	Marcus McIntosh	6-0	180	So-TR	Aurora, Colo. (Eagle Crest HS/Northeastern JC)
42	Marlon Pompey	6-8	225	So-1L	Toronto, Canada (Winchendon [Mass.] School)
40	Slade Weishuhn	6-9	205	Fr-HS	Wall, Texas (Wall HS)
5	Kenneth White	6-2	190	Fr-HS	Dallas, Texas (Molina HS)
21	Antoine Wright	6-7	205	Jr-2L	San Bernardino, Calif. (Lawrence Academy [Mass.]

## Letterwinners Lost (8)

Nick Anderson	6-6	230	Sr-3L	Baton Rouge, La. (Southern Lab HS)
LaKeith Blanks	6-5	195	Fr-HS	Capitol Heights, Md. (Laurinburg [N.C.] Prep)
Leandro Garcia-Morales	6-1	180	Sr-1L	Montevideo, Uruguay (Miami-Dade [Fla.] CC)
Jesse King III	6-7	225	Sr-3L	Detroit, Mich. (Pershing HS/Winchendon [Mass.] School)
Dylan Leal	6-4	195	Sr-3L	Houston, Texas (Stratford HS)
Andy Slocum	7-0	265	Sr-3L	West Monroe, La. (West Monroe HS)
Kevin Turner	6-2	175	Sr-1L	Diamond Bar, Calif. (Diamond Bar HS/Fullerton [Calif.] College)
Marcus Watkins	6-4	175	So-1L	College Station, Texas (A&M Consolidated HS)

## 2004-05 Schedule


N12	BASKETBALL TRAVELERS#	7 P.M.
N19	NORTH CAROLINA A&T	7 P.M.
N23	TRINITY	7 P.M.
N27	TEXAS-PERMIAN BASIN	3 P.M.
D1	OAKLAND	7 P.M.
D4	PRAIRIE VIEW A&M	7:30 P.M.
D11	ALABAMA A&M	2 P.M.
D15	UL-MONROE	TBD
D19	CHICAGO STATE	TBD
D22	GRAMBLING	7 P.M.
D29	HOUSTON	7 P.M.
J2	at Penn State	12 p.m.
J5	at Kansas* (ESPN+)	8 p.m.
J12	TEXAS*	7 P.M.
J15	at Texas Tech*	6 p.m.
J18	OKLAHOMA* (ESPN+)	8 P.M.
J22	KANSAS STATE* (ESPN+)	3 P.M.
J26	at Nebraska*	7 p.m.
J29	BAYLOR*	5 P.M.
F2	at Oklahoma*	7 p.m.
F5	MISSOURI*	6 P.M.
F12	OKLAHOMA STATE*	TBD
F16	at Texas*	7 p.m.
F19	at Colorado* (ESPN+)	3 p.m.
F22	IOWA STATE*	7 P.M.
F26	TEXAS TECH* (ESPN+)	3 P.M.
M2	at Oklahoma State*	7 p.m.
M5	at Baylor* (ESPN+)	12:30 p.m.
M10-13	Phillips 66 Big 12 Tournament!	

All times are Central; HOME GAMES IN CAPS; #exhibition; !at Kemper Arena, Kansas City, Mo.

\*Big 12 Game; (ESPN+) Big 12 syndicated TV;

## Players to Watch

## Antoine Wright, Junior



\*Led team in scoring as a sophomore with a 13.5 average.  
 \*Honorable Mention All-Big 12 pick  
 \*All-District pick by NABC.  
 \*Has made 110 career three-pointers.

## Acie Law IV, Sophomore



\*Started at point guard much of freshman season.  
 \*Led team in assists in 15 games.  
 \*Ranked eighth in league in assists.  
 \*Ranked fourth in league turnovers ratio at 2.0, best by a Big 12 freshman.

## Bobby Leach, Senior



\*Started in 15 games.  
 \*Had a career-high nine assists against Arkansas-Pine Bluff.  
 \*Ranked fourth nationally in assists as a JUCO player.

## Texas A&M Coaching Staff



**Head Coach Billy Gillispie**

Alma Mater: Texas State, 1983  
 Record at Texas A&M: 0-0 (First year)  
 Major College Record: 30-32 (Two years)  
 2002-04 UTEP (30-32)

### Coaching Experience:

Graduate Assistant Coach, Southwest Texas, 1982-85  
 Assistant Coach, Killeen (Texas) High School, 1985-87  
 Head Coach, Copperas Cove (Texas) High School, 1987-88  
 Head Coach, New Braunfels (Texas) Canyon HS, 1988-90  
 Head Coach, Killeen (Texas) Ellison High School, 1990-93  
 Assistant Coach, South Plains JC, 1993-94  
 Assistant Coach, Baylor, 1994-97  
 Assistant Coach, Tulsa, 1997-00  
 Assistant Coach, Illinois, 2000-02  
 Head Coach, UTEP, 2002-04

### Playing Experience:

Basketball and Baseball, Ranger (Texas) Junior College

### Education:

Bachelor's degree, Southwest Texas, 1983

### Personal:

Date of Birth: November 7, 1959

### Basketball Office:

Phone: (409) 845-4531  
 Fax: (409) 862-1036  
 Director of Basketball Operations: Chris Salinas  
 Basketball Secretary: Gwen Brown

### Year-by-Year Coaching Record

Year	Institution	All	League
2002-03	UTEP	6-24	3-15 (10th)
2003-04	UTEP^	24-8	13-5 (T1st)

^NCAA Tournament participant; #Postseason NIT

### Noting Gillispie

- First native Texan to coach the Aggies since the mid-1930s.
- Led UTEP to one of the most dramatic turnarounds in college basketball history going from 6-24 his first season to 24-8 and an NCAA Tournament appearance in his second season.
- UTEP captured the 2004 Western Athletic Conference title, its first in 12 years, after being ninth in the preseason poll.
- The Miners became only the third WAC team in history, and the first in 35 years, to win the league title after finishing last the previous year.
- Served eight years as an assistant coach at Baylor, Tulsa and Illinois.
- Was part of a coaching unit that recorded 85 wins over three years, the second-highest total in the nation in that period, and captured four consecutive conference titles -- two in the Big Ten and two in the WAC.
- Was a member of the only staff in NCAA history to coach different schools to the Elite Eight in successive seasons -- Tulsa in 2000 and Illinois in 2001.
- Is Texas A&M's 19th head coach for men's basketball.



### Assistant Coaches



**Alvin Brooks**  
(Lamar, 1982)



**Steve Forbes**  
(Southern Arkansas, 1988)



**Buzz Williams**  
(Oklahoma City, 1994)

## Texas A&amp;M Coaches

Coach	Years	Seasons	Won	Lost	Pct.	Conf. Titles	NCAA Tourn.	NIT
F.D. Steger	1913-15	3	22	6	.786	0	—	—
Tubby Graves	1916	1	11	2	.846	0	—	—
W.H.H. Morris	1917	1	11	8	.578	0	—	—
Bill Driver	1918-20	3	42	13	.764	1	—	—
D.X. Bible	1921-29	7	90	47	.657	3	—	—
C.F. Bassett	1928-29	2	16	18	.471	0	—	—
J.B. Reid	1930-35	6	65	53	.551	0	—	—
H.R. McQuillan	1936-41	6	56	70	.444	0	0	0
Marty Karow	1942, 46-50	6	47	97	.326	0	0	0
Manning Smith	1943-45	3	16	44	.267	0	0	0
John Floyd	1951-55	5	38	82	.317	1	1	0
Ken Loeffler	1956-57	2	13	35	.271	0	0	0
Bob Rogers	1958-63	6	92	52	.639	0	0	0
Shelby Metcalf	1964-90	26.5	438	306	.589	6	5	4
John Thornton	1990	0.5	5	7	.417	0	0	0
Kermit Davis, Jr.	1990-91	1	8	21	.276	0	0	0
Tony Barone	1991-98	7	76	120	.388	0	0	1
Melvin Watkins	1998-04	6	60	112	.349	0	0	0
Billy Gillispie	2004-present	First	--	--	---	—	—	—

## Texas A&amp;M All-Time Record

	(92 seasons)		
	W	L	Pct.
	1,106	1,093	.503
Average	12.0	11.9	

## All-Time Conference Record

	W	L	Pct.
Southwest	545	551	.497
Big 12	25	103	.195
	570	654	.466

## Texas A&amp;M Through the Years

Year	Coach	Conference	Pct.	Overall	Pct.	Postseason	Year	Coach	Conference	Pct.	Overall	Pct.	Postseason
1915	F.D. Steiger	4-1 (3rd/SWC)	.800	13-2	.866		1960	Bob Rogers	10-4 (t2nd/SWC)	.714	19-5	.791	
1916	Tubby Graves	6-2 (2nd/SWC)	.750	11-2	.846		1961	Bob Rogers	10-4 (1st/SWC)	.714	16-8	.667	
1917	W.H. Morris	3-3 (2nd/SWC)	.500	11-8	.579		1962	Bob Rogers	9-5 (3rd/SWC)	.642	15-9	.625	
1918	Bill Driver	7-7 (3rd/SWC)	.500	9-9	.500		1963	Shelby Metcalf	9-5 (t2nd/SWC)	.642	16-8	.667	
1919	Bill Driver	7-3 (2nd/SWC)	.700	14-4	.778		1964	Shelby Metcalf	13-1 (1st/SWC)	.929	18-7	.720	NCAA
1920	Bill Driver	16-0 (1st/SWC)	1.000	19-0	1.000		1965	Shelby Metcalf	7-7 (4th/SWC)	.500	14-10	.583	
1921	D.X. Bible	10-2 (1st/SWC)	.833	16-6	.727		1966	Shelby Metcalf	10-4 (2nd/SWC)	.714	15-9	.625	
1922	D.X. Bible	13-3 (1st/SWC)	.813	18-3	.857		1967	Shelby Metcalf	5-9 (6th/SWC)	.357	6-18	.250	
1923	D.X. Bible	15-3 (1st/SWC)	.833	16-4	.800		1968	Shelby Metcalf	8-6 (t2nd/SWC)	.571	14-10	.583	
1924	D.X. Bible	13-10 (4th/SWC)	.565	13-10	.565		1969	Shelby Metcalf	12-2 (1st/SWC)	.857	18-9	.667	NCAA
1925	D.X. Bible	6-8 (5th/SWC)	.428	9-8	.529		1970	Shelby Metcalf	9-5 (2nd/SWC)	.642	14-10	.583	
1926	D.X. Bible	4-8 (6th/SWC)	.333	8-9	.470		1971	Shelby Metcalf	5-9 (7th/SWC)	.357	9-17	.346	
1927	D.X. Bible	4-6 (5th/SWC)	.400	10-7	.588		1972	Shelby Metcalf	9-5 (t3rd/SWC)	.642	16-10	.615	
1928	C.F. Bassett	1-9 (7th/SWC)	.100	4-12	.250		1973	Shelby Metcalf	9-5 (t2nd/SWC)	.642	17-9	.654	
1929	C.F. Bassett	4-6 (5th/SWC)	.400	12-6	.667		1974	Shelby Metcalf	7-7 (4th/SWC)	.500	15-11	.577	
1930	J.B. Reid	4-6 (t4th/SWC)	.400	8-10	.444		1975	Shelby Metcalf	12-2 (1st/SWC)	.857	20-7	.741	NCAA
1931	J.B. Reid	5-7 (5th/SWC)	.416	14-8	.636		1976	Shelby Metcalf	14-2 (1st/SWC)	.875	21-6	.778	
1932	J.B. Reid	4-8 (t5th/SWC)	.333	10-9	.526		1977	Shelby Metcalf	8-8 (t4th/SWC)	.500	14-14	.500	
1933	J.B. Reid	8-4 (3rd/SWC)	.667	9-10	.473		1978	Shelby Metcalf	5-11 (7th/SWC)	.313	12-15	.445	
1934	J.B. Reid	7-5 (2nd/SWC)	.583	14-6	.700		1979	Shelby Metcalf	11-5 (3rd/SWC)	.688	24-9	.727	NIT
1935	J.B. Reid	4-8 (t5th/SWC)	.333	10-10	.500		1980	Shelby Metcalf	14-2 (1st/SWC)	.825	26-8	.764	NCAA
1936	H.R. McQuillan	3-9 (6th/SWC)	.250	9-9	.500		1981	Shelby Metcalf	8-8 (t4th/SWC)	.500	15-12	.556	
1937	H.R. McQuillan	5-7 (5th/SWC)	.416	13-13	.500		1982	Shelby Metcalf	10-6 (3rd/SWC)	.625	20-11	.645	NIT
1938	H.R. McQuillan	6-6 (4th/SWC)	.500	10-8	.555		1983	Shelby Metcalf	10-6 (3rd/SWC)	.625	17-14	.548	
1939	H.R. McQuillan	2-10 (6th/SWC)	.166	7-16	.304		1984	Shelby Metcalf	7-9 (5th/SWC)	.438	16-14	.533	
1940	H.R. McQuillan	5-7 (t5th/SWC)	.416	11-11	.500		1985	Shelby Metcalf	10-6 (t2nd/SWC)	.625	19-11	.633	NIT
1941	H.R. McQuillan	3-9 (6th/SWC)	.250	7-13	.350		1986	Shelby Metcalf	12-4 (1st/SWC)	.750	20-12	.625	NIT
1942	Marty Karow	4-8 (6th/SWC)	.333	8-16	.333		1987	Shelby Metcalf	6-10 (8th/SWC)	.375	17-14	.548	NCAA
1943	Manning Smith	4-8 (t5th/SWC)	.333	11-11	.500		1988	Shelby Metcalf	8-8 (6th/SWC)	.500	16-15	.516	
1944	Manning Smith	0-12 (7th/SWC)	.000	2-15	.118		1989	Shelby Metcalf	8-8 (t4th/SWC)	.500	16-14	.533	
1945	Manning Smith	2-10 (5th/SWC)	.166	3-18	.142		1990	John Thornton	7-9 (t5th/SWC)	.438	14-17	.452	
1946	Marty Karow	4-8 (6th/SWC)	.333	9-14	.391		1991	Kermit Davis	2-14 (9th/SWC)	.125	8-21	.276	
1947	Marty Karow	4-8 (5th/SWC)	.333	8-17	.320		1992	Tony Barone	2-12 (8th/SWC)	.142	6-22	.214	
1948	Marty Karow	2-10 (6th/SWC)	.166	7-17	.292		1993	Tony Barone	5-9 (6th/SWC)	.357	10-17	.370	
1949	Marty Karow	2-10 (6th/SWC)	.166	5-19	.208		1994	Tony Barone	10-4 (t2nd/SWC)	.714	19-11	.633	NIT
1950	Marty Karow	6-6 (t4th/SWC)	.500	10-14	.417		1995	Tony Barone	7-7 (5th/SWC)	.500	14-16	.467	
1951	John Floyd	8-4 (t1st/SWC)	.667	17-12	.586	NCAA	1996	Tony Barone	3-11 (7th/SWC)	.214	11-16	.407	
1952	John Floyd	5-7 (t3rd/SWC)	.416	9-15	.375		1997	Tony Barone	3-13 (t11th/Big 12)	.188	9-18	.333	
1953	John Floyd	3-9 (7th/SWC)	.250	6-15	.286		1998	Tony Barone	1-15 (12th/Big 12)	.063	7-20	.259	
1954	John Floyd	1-11 (7th/SWC)	.083	2-20	.091		1999	Melvin Watkins	5-11 (t10th/Big 12)	.313	12-15	.444	
1955	John Floyd	1-11 (7th/SWC)	.083	4-20	.167		2000	Melvin Watkins	4-12 (t8th/Big 12)	.250	8-20	.286	
1956	Ken Loeffler	3-9 (t5th/SWC)	.250	6-18	.250		2001	Melvin Watkins	3-13 (t11th/Big 12)	.188	10-20	.333	
1957	Ken Loeffler	3-9 (t6th/SWC)	.250	7-17	.291		2002	Melvin Watkins	3-13 (12th/Big 12)	.188	9-22	.290	
1958	Bob Rogers	7-7 (t5th/SWC)	.500	11-13	.458		2003	Melvin Watkins	6-10 (t7th/Big 12)	.375	14-14	.500	
1959	Bob Rogers	6-8 (t5th/SWC)	.429	15-9	.625		2004	Melvin Watkins	0-16 (12th/Big 12)	.000	7-21	.250	



## 2003-04 Texas A&M All-Game Statistics 7-21/0-16 (H 5-9; A 2-11; N 0-1)

#	Player	GP	GS	Min	FG	FGA	Pct	3FG	FGA	Pct	FT	FTA	Pct	Off	Def	Tot	Avg	PF	FO	A	TO	Blk	Stl	Pts	Avg
21	Wright, Antoine	28	26	30.4	130	353	.368	47	158	.297	72	115	.626	37	79	116	4.1	68	1	65	60	8	24	379	13.5
3	King, Jesse	27	19	24.9	100	230	.435	19	64	.297	97	123	.789	59	92	151	5.6	61	1	17	48	4	16	316	11.7
50	Slocum, Andy	28	27	25.0	86	182	.473	2	9	.222	48	77	.623	89	156	245	8.8	62	1	22	42	5	6	222	7.9
22	Turner, Kevin	26	6	18.6	72	185	.389	43	100	.430	21	24	.875	17	25	42	1.6	40	0	17	32	1	10	208	8.0
1	Law, Acie	27	12	23.1	75	194	.387	11	51	.216	41	54	.759	9	47	56	2.1	63	1	104	52	0	34	202	7.5
10	Garcia-Morales, L.	27	23	19.4	59	136	.434	29	82	.354	29	36	.806	24	37	61	2.3	73	5	52	40	3	35	176	6.5
5	Anderson, Nick	28	10	17.6	59	133	.444	10	26	.285	24	41	.585	64	49	113	4.0	61	1	14	25	3	5	152	5.4
23	Blanks, LaKeith	22	1	11.3	26	55	.473	1	5	.200	44	72	.611	13	21	34	1.5	46	1	15	34	5	11	97	4.4
30	Leach, Bobby	27	16	17.3	33	85	.388	5	16	.312	23	34	.676	10	26	36	1.3	38	0	76	41	3	18	94	3.5
32	Watkins, Marcus	28	0	10.3	27	55	.491	0	0	.000	13	28	.464	32	20	52	1.9	24	0	20	12	2	4	67	2.4
11	Clemente, Luis	25	0	8.4	23	55	.418	0	0	.000	20	24	.833	21	23	44	1.8	40	0	5	18	0	2	66	2.6
42	Pompey, Marlon	12	0	5.5	9	11	.818	0	0	.000	2	7	.286	5	3	8	0.7	9	0	3	6	1	2	20	1.7
12	Leal, Dylan	15	1	3.4	4	12	.333	4	12	.333	0	0	.000	1	1	2	0.1	5	0	4	4	0	3	12	0.8
33	Loewe, Justin	4	0	3.0	0	4	.000	0	2	.000	2	2	1.000	0	1	1	0.2	0	0	1	1	0	2	2	0.5
TEAM														60	44	104	3.7	3			2				
TEXAS A&M		28			703	1690	.416	171	525	.326	436	637	.684	441	624	1065	38.0	593	11	415	417	35	172	2013	71.9
Opponents		28			745	1528	.488	185	474	.390	465	673	.691	278	654	932	33.3	563	-	485	380	111	168	2140	76.4

## 2004 Texas A&M Conference Statistics 0-16 (H 0-8; A 0-8)

#	Player	GP	GS	Min	FG	FGA	Pct	3FG	FGA	Pct	FT	FTA	Pct	Off	Def	Tot	Avg	PF	FO	A	TO	Blk	Stl	Pts	Avg
21	Wright, Antoine	16	15	30.6	66	199	.332	23	84	.274	34	50	.680	24	39	63	3.9	45	0	37	33	5	15	189	11.8
03	King, Jesse	15	8	24.7	53	124	.427	7	35	.200	50	66	.758	35	48	83	5.5	33	1	12	28	3	11	163	10.9
10	Garcia-Morales, L.	16	12	19.1	40	87	.460	18	50	.360	25	29	.862	13	24	37	2.3	44	3	20	29	1	13	123	7.7
22	Turner, Kevin	15	4	19.0	41	103	.398	24	61	.393	16	18	.889	7	12	19	1.3	25	0	10	22	1	8	122	8.1
01	Law, Acie	16	9	23.8	44	111	.396	9	33	.273	16	24	.667	6	24	30	1.9	38	0	58	27	0	13	113	7.1
50	Slocum, Andy	16	16	25.3	39	98	.398	0	5	.000	29	44	.659	56	90	146	9.1	41	1	14	28	2	3	107	6.7
05	Anderson, Nick	16	8	18.7	37	80	.463	8	20	.400	17	28	.607	31	32	63	3.9	34	0	9	15	3	3	99	6.2
23	Blanks, LaKeith	12	1	11.9	14	32	.438	1	4	.250	29	50	.580	8	12	20	1.7	33	1	7	19	2	6	58	4.8
30	Leach, Bobby	15	6	15.7	14	41	.341	3	9	.333	7	11	.636	4	9	13	0.9	13	0	32	22	2	5	38	2.5
32	Watkins, Marcus	16	0	8.9	6	16	.375	0	0	.000	6	15	.400	16	10	26	1.6	15	0	6	5	1	2	18	1.1
11	Clemente, Luis	14	0	7.1	8	20	.400	0	0	.000	2	5	.400	9	8	17	1.2	26	0	2	8	0	1	18	1.3
42	Pompey, Marlon	8	0	5.4	4	5	.800	0	0	.000	1	5	.200	3	1	4	0.5	9	0	2	5	0	2	9	1.1
12	Leal, Dylan	7	1	2.4	2	5	.400	2	5	.400	0	0	.000	0	1	1	0.1	3	0	0	1	0	0	6	0.9
TEAM														33	28	61	3.8	2			1				
TEXAS A&M		16			368	921	.400	95	306	.310	232	345	.672	245	338	583	36.4	361	6	209	243	20	82	1063	66.4
Opponents		16			421	834	.505	93	228	.408	304	437	.696	152	368	520	32.5	304	-	283	186	69	102	1239	77.4

## Texas A&M Career Statistics For 2004-05 Players

#Player	GP	GS	Min	FG	FGA	Pct	3FG	FGA	Pct	FT	FTA	Pct	Off	Def	Tot	Avg	PF	FO	A	TO	Blk	Stl	Pts	Avg
21 Wright, Antoine	56	53	31.1	144	396	.364	63	165	.382	55	90	.611	34	152	186	6.6	75	0	50	63	20	35	406	14.5
1 Law, Acie	27	12	23.1	75	194	.387	11	51	.216	41	54	.759	9	47	56	2.1	63	1	104	52	0	34	202	7.5
30 Leach, Bobby	27	16	17.3	33	85	.388	5	16	.312	23	34	.676	10	26	36	1.3	38	0	76	41	3	18	94	3.5
11 Clemente, Luis	25	0	8.4	23	55	.418	0	0	.000	20	24	.833	21	23	44	1.8	40	0	5	18	0	2	66	2.6
42 Pompey, Marlon	12	0	5.5	9	11	.818	0	0	.000	2	7	.286	5	3	8	0.7	9	0	3	6	1	2	20	1.7
33 Loewe, Justin	4	0	3.0	0	4	.000	0	2	.000	2	2	1.000	0	1	1	0.2	0	0	1	1	0	2	2	0.5

**2003-04 Results (14-14, 6-10)**

(5-9 H; 2-11 A; 0-1N)

N24	ARKANSAS-PINE BLUFF .....	W, 82-53
N26	ALABAMA A&M .....	W, 100-60
N29	PRAIRIE VIEW A&M .....	W, 88-79
D2	at Tennessee (SEC-TV) .....	L, 84-108
D6	at Oakland .....	L, 58-90
D13	TEXAS A&M-C.C. ....	L, 80-82
D18	^Texas-San Antonio .....	W, 62-49
D21	GRAMBLING .....	W, 103-101 (ot)
D27	at Houston .....	L, 61-70 (ot)
J3	at Louisiana-Monroe .....	W, 75-67
J6	LONG ISLAND .....	W, 89-63
J10	*at Missouri (ESPN+) .....	L, 77-82
J17	*KANSAS (ESPN)(14) .....	L, 65-71
J21	*at Kansas State .....	L, 61-70
J24	*TEXAS TECH (18) .....	L, 78-80
J28	*at Iowa State .....	L, 82-91
J31	*TEXAS (ESPN+)(16) .....	L, 59-69
F3	*OKLAHOMA STATE (13) .....	L, 79-91
F7	*at Baylor .....	L, 64-72
F11	*NEBRASKA .....	L, 77-83
F14	*OKLAHOMA (ESPN+) .....	L, 72-78
F18	*at Texas (FSW)(11) .....	L, 57-77
F21	*at Texas Tech (ESPN+)(22) ...	L, 60-76
F25	*BAYLOR .....	L, 61-67 (ot)
F28	*COLORADO .....	L, 70-76
M3	*at Oklahoma (ESPN+) .....	L, 60-86
M6	*at Oklahoma State (ESPN+)(8) .	L, 41-70
M11	!Missouri (ESPN2) .....	L, 68-74

HOME GAMES IN CAPS; ^at Alamodome, San Antonio, Texas; !at American Airlines Center, Dallas;  
 \*Big 12 Game; (ESPN+) Big 12 syndicated TV; (FSW) Fox Sports Southwest

**Texas A&M Records****Team****Most Points**

Game	127 vs. Houston Baptist, 12-6-75
Season	2,518, 1989-90

**Most Rebounds**

Game	76 vs. Wayland Baptist, 11-28-72
Season	1,354, 1971-72

**Most Field Goals**

Game	49 vs. Arkansas, 2-10-73
Season	1,039, 1978-79

**Most Three-Point Field Goals**

Game	13 vs. Baylor, 2-2-00
Season	197, 2002-03

**Most Free Throws**

Game	46 vs. Pepperdine, 12-22-54
Season	582, 1968-69

**Most Assists**


Game	34 vs. UMKC, 11-24-97
	34 vs. TCU, 2-26-96
Season	563, 1985-86

**Most Steals**

Game	21 vs. Bethune-Cookman, 11-29-97
	21 vs. Md-Baltimore Co., 11-28-95
	21 vs. Sam Houston State, 12-3-81
	21 vs. Houston Baptist, 1-3-76
Season	288, 1997-98

**Most Blocked Shots**

Game	11 vs. Maryland-Eastern Shore, 12-21-97
	11 vs. Michigan State, 11-25-89
Season	217, 1998-99

**David Edwards****Individual****Most Points**

Game	53, Bennie Lenox vs. Wyoming, 12-28-63
Season	697, Don Marbury, 1985-86
Career	1,990, Bernard King, 1999-03

**Most Rebounds**

Game	23, Cedric Joseph vs. Angelo State
Season	317, Claude Riley, 1981-82
Career	978, Vernon Smith, 1977-81

**Most Field Goals**

Game	20, Randy Knowles vs. Arkansas, 2-10-73
Season	285, Don Marbury, 1985-86
Career	796, Vernon Smith, 1977-81

**Most Three-Point Field Goals**

Game	8, Jerald Brown vs. Nebraska, 1-11-97; Bernard King vs. Lamar, 12-5-00
Season	79, Bernard King, 1999-00
Career	232, Bernard King, 1999-03

**Most Free Throws**

Game	19, Carroll Broussard vs. Texas, 1-16-51
Season	190, Bennie Lenox, 1962-63
Career	488, Bernard King, 1999-03

**Most Assists**

Game	15, Kyle Kessel vs. TCU, 2-26-96
	15, David Edwards vs. TCU, 1-25-94
	15, Tony Milton vs. Marshall, 12-7-89
Season	265, David Edwards, 1993-94
Career	602, David Edwards, 1991-94

**Most Steals**

Game	9, David Edwards vs. Prairie View A&M, 11-25-91
	9, Darryl McDonald vs. SMU, 1-6-88
	9, Darryl McDonald vs. Lehigh, 12-29-86
Season	90, Darryl McDonald, 1987-88
Career	228, David Edwards, 1991-94

**Most Blocked Shots**

Game	9, David Harris vs. Baylor, 1-3-90
Season	108, David Harris, 1989-90
Career	200, Winston Crite, 1983-87



## Reed Arena

**Year Opened:** 1998

**Capacity:** 12,500

**Record:** 41-41 (.500)

Year	Record
1998-99	9-5
1999-00	5-7
2000-01	7-7
2001-02	5-9
2002-03	10-4
2003-04	5-9

## Texas A&M vs. the Big 12

### vs. Baylor

Overall: A&M, 118-73  
at College Station: A&M, 69-28  
at Waco: A&M, 46-43  
Neutral: A&M, 3-2  
Last 5 Meetings: BU, 4-1  
Last 10 Meetings: BU, 7-3  
Since Big 12 Began: BU, 10-7

### vs. Colorado

Overall: CU, 10-1  
at College Station: CU, 4-1  
at Boulder: CU, 4-0  
Neutral: CU, 2-0  
Last 5 Meetings: CU, 5-0  
Last 10 Meetings: CU, 9-1  
Since Big 12 Began: CU, 8-1

### vs. Iowa State

Overall: ISU, 8-2  
at College Station: ISU, 3-1  
at Ames: ISU, 4-1  
Neutral: ISU, 1-0  
Last 5 Meetings: ISU, 3-2  
Last 10 Meetings: ISU, 8-2  
Since Big 12 Began: ISU, 7-2

### vs. Kansas

Overall: KU, 10-0  
at College Station: KU, 5-0  
at Lawrence: KU, 4-0  
Neutral: KU, 1-0  
Last 5 Meetings: KU, 5-0  
Last 10 Meetings: KU, 10-0  
Since Big 12 Began: KU, 8-0

### vs. Kansas State

Overall: KSU, 10-4  
at College Station: A&M, 3-2  
at Manhattan: KSU, 6-0  
Neutral: KSU, 2-1  
Last 5 Meetings: KSU, 4-1  
Last 10 Meetings: KSU, 8-2  
Since Big 12 Began: KSU, 6-3

### vs. Missouri

Overall: MU, 13-2  
at College Station: MU, 3-2  
at Columbia: MU, 6-0  
Neutral: MU, 4-0  
Last 5 Meetings: MU, 4-1  
Last 10 Meetings: MU, 8-2  
Since Big 12 Began: MU, 8-2

### vs. Nebraska

Overall: NU, 10-3  
at College Station: NU, 4-2  
at Lincoln: NU, 5-1  
Neutral: NU, 1-0  
Last 5 Meetings: NU, 3-2  
Last 10 Meetings: NU, 7-3  
Since Big 12 Began: NU, 6-2

### vs. Oklahoma

Overall: OU, 23-1  
at College Station: OU, 9-1  
at Norman: OU, 11-0  
Neutral: OU, 3-0  
Last 5 Meetings: OU, 5-0  
Last 10 Meetings: OU, 10-0  
Since Big 12 Began: OU, 16-1

### vs. Oklahoma State

Overall: OSU, 25-8  
at College Station: OSU, 11-5  
at Stillwater: OSU, 10-1  
Neutral: OSU, 4-2  
Last 5 Meetings: OSU, 5-0  
Last 10 Meetings: OSU, 9-1  
Since Big 12 Began: OSU, 15-1

### vs. Texas

Overall: UT, 127-79  
at College Station: UT, 51-49  
at Austin: UT, 72-26  
Neutral: Tied, 4-4  
Last 5 Meetings: UT, 4-1  
Last 10 Meetings: UT, 9-1  
Since Big 12 Began: UT, 15-1

### vs. Texas Tech

Overall: TT, 61-50  
at College Station: A&M, 30-21  
at Lubbock: TT, 34-14  
Neutral: Tied, 6-6  
Last 5 Meetings: Tech, 4-1  
Last 10 Meetings: TT, 7-3  
Since Big 12 Began: TT, 12-5

## Texas A&M Media Outlets



**Colin Killian**

### **SPORTS NEWS OFFICE**

PO Box 30017  
Athletic Department  
Koldus Building  
College Station, Texas 77842-3017  
(979) 845-5725  
(979) 845-0564 fax  
Alan Cannon, Associate AD/Media Relations  
Colin Killian, Associate  
Debbie Darrah, Assistant  
Brad Marquardt, Assistant  
Steve Miller, Assistant  
Chuck Glenewinkel, Assistant  
Chris Harrell, Assistant  
Stephen Grove, Assistant  
Cyndi Mousner, Publications

### **PRINT**

### **BRYAN-COLLEGE STATION EAGLE**

Box 3000  
Bryan, TX 77805  
(979) 776-4444  
Fax: (979) 774-0496  
Robert Cessna, sports editor; Richard Croome, asst. sports editor; Larry Bowen, reporter; Tim Schnettler, beat writer; Robert Premeaux, reporter

### **THE BATTALION**

Reed McDonald Bldg.  
Texas A&M University  
College Station, TX 77843  
(979) 845-3316  
Fax: (979) 845-2647  
Jordan Meserole

### **THE DALLAS MORNING NEWS**

P.O. Box 655237  
Communications Center  
Dallas, TX 75265-0237  
(214) 977-8444  
Fax: (214) 651-0580  
Rachel Cohen, A&M beat writer; Keith Whitmire, Big 12 writer; Kevin Blackistone, columnist; Tim Cowlshaw, columnist; Kevin Sherrington, columnist; Jan Hubbard

### **HOUSTON CHRONICLE**

801 Texas Ave.  
Houston, TX 77002  
(713) 220-7891  
Fax: (713) 220-7866  
Dan Cunningham, sports editor; Jerome Solomon, Big 12 writer; Jerry Wizig, reporter; Bill Stickney, reporter; Neil Hohlfeld, A&M beat writer

### **SAN ANTONIO EXPRESS-NEWS**

P.O. Box 2171  
San Antonio, TX 78297  
(210) 250-3373  
Fax: (210) 250-3351  
Steve Quintana, sports editor; Jerry Briggs, college editor; Brent Zwerneman, A&M beat writer; Tim Griffin, Big 12 beatwriter; Buck Harvey, columnist; Richard Oliver, Mark Wangrin

### **AUSTIN AMERICAN-STATESMAN**

P.O. Box 670, Austin, TX 78767  
(512) 445-3600  
Fax: (512) 445-3868  
Randy Riggs, Big 12 beat writer; Mark Rosner, reporter; Rick Cantu, reporter; Olin Buchanan, reporter; Kirk Bohls, columnist; John Maher, columnist

### **FORT WORTH STAR-TELEGRAM**

400 W. 7th St.,  
Fort Worth, TX 76102  
(817) 390-7760  
Fax: (817) 390-7210  
Celeste Williams, sports editor; Jimmy Burch, Big 12 beat writer; Mike Jones, reporter; Wendell Barnhouse, reporter; David Wellham, college assignments

### **WIRE SERVICES & MAGAZINES**

#### **ASSOCIATED PRESS (Dallas)**

4851 LBJ Fwy. Suite 300  
Dallas, TX 75244-6002  
(972) 991-2100  
Fax: (214) 991-7207  
Jaime Aron, Southwest regional sports editor; Stephen Hawkins

#### **ASSOCIATED PRESS (Houston)**

16945 Northchase Drive  
Suite 2110  
Houston, TX 77060  
(281) 872-8900  
Fax: (281) 872-9988  
Mike Lutz, reporter

#### **12TH MAN MAGAZINE**

P.O. Drawer L-1  
College Station, TX 77844-9101  
(979) 846-8892  
Fax: (979) 846-2445  
Homer Jacobs, editor; Rusty Burson, assoc. editor

#### **MAROON & WHITE REPORT**

P.O. Drawer 10642  
College Station, TX 77842  
(979) 696-5911  
Fax: (979) 696-7785  
Billy Liucci, editor

### **TELEVISION**

#### **KBTX-TV (CBS)**

P.O. Drawer 3730  
Bryan, TX 77805  
(979) 846-7777  
Fax: (979) 846-1490  
Darryl Bruffett, sports director; Dwayne Parsons, reporter; Matt Iazzetti, reporter

#### **KCEN-TV (NBC)**

P.O. Drawer 6013  
Temple, TX 76503  
(254) 859-5481  
Fax: (254) 859-5831

#### **KXXV-TV (ABC)**

P.O. Drawer 2522  
Waco, TX 76710  
(254) 754-2525  
Fax: (254) 757-0331

### **KAMU-TV (PBS)**

Texas A&M University,  
College Station, TX 77843  
(979) 845-1526

### **TEXASA&MATHLETIC VIDEO PRODUCTIONS**

P.O. 30017  
College Station, TX 77842-3017  
(979) 845-2690  
Fax: (979) 847-8514  
Andy Richardson, production manager

### **RADIO**

#### **KKYS-FM/KAGG-FM**

P.O. Box 4132  
Bryan, TX 77805-4132  
(979) 823-5597  
Fax: (979) 823-7578

#### **KTAM-AM/KORA-FM/**

**KHLR-FM/KZTR-FM**  
P.O. Box 3069  
Bryan, TX 77805  
(979) 776-1240  
Fax: (979) 776-0123  
Robert Cessna, sports director

#### **WTAW-AM/KTSR-FM/KZNE-FM**

2700 East Rudder Fwy,  
College Station, TX 77845  
(979) 846-1150  
Fax: (979) 846-1933  
Tom Turbiville, sports director  
Chip Howard, Sports Talk host



# Texas Tech University

## Quick Facts

Location: Lubbock, Texas  
 Founded: 1923  
 Enrollment: 28,483  
 President: Dr. Jon Whitmore  
 Athletics Director: Gerald Myers  
 Faculty Athletics Representative: Dr. Robert J. Baker  
 Associate Athletics Director/SWA: Dr. Judith Henry  
 Assistant Athletics Director/Media Relations: Chris Cook  
 Associate Director: Randy Farley (mbb), Tammi Hoffman  
 Assistant Director: Blayne Beal  
 Farley's Office Phone: (806) 742-7600 (ext. 260)  
 Farley's Office Fax: (806) 742-7414  
 Farley's E-mail: randy.farley@ttu.edu  
 Farley's Cell: (806) 789-3428  
 Press Row: (806) 742-6688  
 Web Site: www.texastech.com  
 Nickname: Red Raiders  
 Colors: Scarlet & Black  
 Arena: United Spirit Arena (15,098)

## Men's Basketball Facts

2003-04 Record: 23-11 overall; 9-7 Big 12 (t5th, NCAA)  
 2003-04 Scoring Returning: 47%  
 2003-04 Rebounding Returning: 53%  
 2003-04 Starters Returning (games): 3 -- Devonne Giles (25);  
 Jarrius Jackson (32); Ronald Ross (31)  
 2003-04 Starters Lost (games): 2 -- Andre Emmett (33); Robert  
 Tomaszek (26)  
 Lettermen Returning/Lost: 9/5  
 Newcomers: 3

## Texas Tech History

Border Conference titles won or shared (6, 187-96, .661)  
 1933    1934    1935    1954    1955    1956  
 Southwest Conference titles won or shared (6, 336-242, .581)  
 1961    1962    1973    1985    1995    1996  
 Dr Pepper Southwest Conference Classic titles (5, 32-15, .681)  
 1976    1985    1986    1993    1996  
 Big 12 Conference titles won or shared (0, 53-75, .414)  
 Phillips 66 Big 12 Tournament titles (0, 6-8, .429)  
 NCAA Tournament appearances (12, 6-13, .316)  
 1954    1956    1961    1962    1973    1976    1985  
 1986    1993    1996    2002    2004  
 Postseason NIT appearances (3, 4-3, .571)  
 1979    1995    2003

## Outlook

The Red Raiders of coach Bob Knight go after a fourth consecutive 20-win season after becoming the first trio of Tech teams to capture back-to-back-to-back 20-plus-victories' success.

Though leading scorer Andre Emmett (20.6 ppg, 6.6 rpg) has graduated, the team has a pair of shooting guards who can take up some of that slack. Jarrius Jackson (11.3 ppg) and Ronald Ross (10.1 ppg, 3.4 rpg, 108 assists) pace the fast break while seven other returning lettermen give the team its best depth in the four-year tenure of coach Knight.

6-8 power forward Devonne Giles started 25 games for the 2003-04 Red Raiders and contributed 8.9 ppg and five boards per outing. Key reserve 6-9 forward Darryl Dora was a solid role player with 3.3 ppg and 2.6 rpg in 14 minutes per contest.

While 6-9 forward Robert Tomaszek will be tough to replace as a two-year starter, but freshmen forwards Philip Harbaugh and Damir Suljagic (both 6-8) add height and size in the middle. The team returns 11 total letters earned (Ross has three), but the potential remains for a return to NCAA play where Tech downed Charlotte and then lost to Saint Joseph's by five in 2004 to end the year at 23-11.



Senior Ronald Ross



Dr. Jon Whitmore  
President



Gerald Myers  
Athletics Director



Dr. Robert Baker  
Faculty Athletics  
Representative



Dr. Judith Henry  
Senior Woman  
Administrator

## T E X A S T E C H

## 2004-05 Roster

No	Name	Pos	Ht	Wt	Cl-Exp	Hometown (Previous School)
5	Drew Coffman	G	6-1	175	So-1L	Midland, Texas (Lee HS)
44	Darryl Dora	F	6-9	235	So-1L	Gonzales, Texas (Gonzales HS)
21	Devonne Giles	F	6-8	225	Sr-1L	Newark, N.J. (Shabazz HS/ Seward County [Kan.] CC)
42	Philip Harbaugh	F	6-8	200	Fr-HS	Corvallis, Ore. (Corvallis HS)
22	Jarrius Jackson	G	6-1	185	So-1L	Monroe, La. (Ouachita HS)
32	Curtis Marshall	G	6-5	190	Sr-1L	Florissant, Mo. (McCluer North HS/ New Mexico Military Institute)
35	John Ofoegbu	F	6-8	231	So-1L	San Antonio, Texas (Taft HS)
31	Tanner Ogden	F	6-7	220	So-1L	Seminole, Texas (Seminole HS/ Fork Union Military Academy)
24	Ronald Ross	G	6-2	185	Sr-3L	Hobbs, N.M. (Hobbs HS)
41	Damir Suljagic	F	6-8	235	Fr-HS	Tucson, Ariz. (Salpointe Catholic HS)
33	LucQuente White	G	6-0	176	So-1L	Midland, Texas (Midland HS)
3	Martin Zeno	G	6-5	190	Fr-HS	Sulphur, La. (Sulphur HS)

## Letterwinners Lost (5)

Andre Emmett	G/F	6-5	225	Sr-3L	Dallas, Texas (Carter HS)
Michael Marshall	G/F	6-4	225	Sr-3L	Tulia, Texas (Tulia HS)
Robert Tomaszek	F	6-9	250	Sr-1L	Bydgoszcz, Poland (Aspen/ Eastern Wyoming College)
Josh Washington	G	6-2	200	So-1L	Lubbock, Texas (Monterey HS)
Joseph Works	F	6-6	220	Jr-TR	San Antonio, Texas (Sam Houston/ Garden City [Kan.] CC)

## 2004-05 Schedule

N19	UNC-ASHEVILLE	7 P.M.
N23	at TCU	7 p.m.
N27	CENTENARY	6 P.M.
D1	SMU	7 P.M.
D4	at UTEP	8 p.m.
D7	NORTHERN ARIZONA	7 P.M.
D16	Ohio State^ (ESPN)	8 p.m.
D21	Iowa# (ESPN)	6 p.m.
D29	GEORGIA STATE	7 P.M.
J1	SAN FRANCISCO	1:30 P.M.
J4	NORTHERN COLORADO	7 P.M.
J8	OKLAHOMA STATE* (ESPN) ...	1 P.M.
J12	at Kansas State*	7 p.m.
J15	TEXAS A&M*	6 P.M.
J19	at Missouri*	7 p.m.
J25	at Texas * (ERT)	8 p.m.
J29	NEBRASKA* (ERT)	12:30 P.M.
F2	COLORADO*	7 P.M.
F5	at Oklahoma* (ERT)	8 p.m.
F9	BAYLOR* (ERT)	8 P.M.
F12	at Iowa State* (ERT)	3 p.m.
F14	KANSAS* (ESPN)	8 P.M.
F19	at Oklahoma State* (CBS) .....	2:30 p.m.
F22	TEXAS* (ESPN2)	7 P.M.
F26	at Texas A&M* (ERT)	3 p.m.
M2	at Baylor*	TBA
M5	OKLAHOMA* (ESPN)	5 P.M.
M10-13 Phillips 66 Big 12 Tournament!		

All times are Central and subject to change; HOME GAMES IN CAPS; #at United Center in Chicago; ^at American Airlines Center, Dallas; \*Big 12 Game; !Big 12 Tournament at Kemper Arena in Kansas City, Mo.; ERT: ESPN Regional TV

## Players to Watch

## Ronald Ross, G, Senior



\*Started 31 games last season and averaged 10.1 ppg, good for third on the team.

\*Team leader in assists with 106.

\*Second on the team with a .493 field goal percentage.

## Devonne Giles, F, Senior



\*Started 25 games last season and was fourth on the team in scoring with 8.9 ppg.

\*Team's leading free-throw shooter at 80.4 percent.

\*Second on the team in rebounding with 5.0 per

outing.

## Jarrius Jackson, G, Sophomore



\*Second on the team in scoring last season with 11.3 ppg while starting 32 games.

\*Named to the Big 12 All-Freshman Team.

\*Team leader in steals with 62.

# Texas Tech Coaching Staff



## Head Coach Bob Knight

Alma Mater: Ohio State, 1962

Record at Texas Tech: 68-33 (Three years)

Major College Record: 832-322 (37 years)

1965-71 Army (102-50)

1971-00 Indiana (662-239)

### Coaching Experience:

Head Coach, Army, 1965-71

Head Coach, Indiana, 1971-2000

Head Coach, Texas Tech, 2001-present

### Playing Experience:

Basketball, Ohio State, 1960-62

### Education:

Bachelor's degree, Ohio State, 1962

### Personal:

Date of Birth: October 25, 1940

Family: wife Karen, children Tim and Pat, grandchild Braden

### Basketball Office:

Phone: (806) 742-7600

Fax: (806) 742-0200

Director of Basketball Operations: Les Fertig

Secretary: Mary Ann Davis, Leslie Hartline

## Year-by-Year Coaching Record

Year	Institution	All	League
1965-66	Army#	18-8	
1966-67	Army	13-8	
1967-68	Army#	20-5	
1968-69	Army#	18-10	
1969-70	Army#	22-6	
1970-71	Army	11-13	
1971-72	Indiana	17-8	9-5 (3rd)
1972-73	Indiana^(FF)	22-6	11-3 (1st)
1973-74	Indiana	23-5	12-2 (1st)
1974-75	Indiana^	31-1	18-0 (1st)
1975-76	Indiana^ (1st)	32-0	18-0 (1st)
1976-77	Indiana	16-11	11-7 (4th)
1977-78	Indiana^	21-8	12-6 (t2nd)
1978-79	Indiana#(1st)	22-12	10-8 (5th)
1979-80	Indiana^	21-8	13-5 (1st)
1980-81	Indiana^ (1st)	26-9	14-4 (1st)
1981-82	Indiana^	19-10	12-6 (t2nd)
1982-83	Indiana^	24-6	13-5 (1st)
1983-84	Indiana^	22-9	13-5 (3rd)
1984-85	Indiana#	19-14	7-11 (7th)
1985-86	Indiana^	21-8	13-5 (2nd)
1986-87	Indiana^ (1st)	30-4	15-3 (t1st)
1987-88	Indiana^	19-10	11-7 (5th)
1988-89	Indiana^	27-8	15-3 (1st)
1989-90	Indiana^	18-11	8-10 (7th)
1990-91	Indiana^	29-5	15-3 (t1st)

Year	Institution	All	League
1991-92	Indiana^(FF)	27-7	14-4 (2nd)
1992-93	Indiana^	31-4	17-1 (1st)
1993-94	Indiana^	21-9	12-6 (3rd)
1994-95	Indiana^	19-12	11-7 (t3rd)
1995-96	Indiana^	20-11	13-5 (t2nd)
1996-97	Indiana^	22-11	9-9 (t6th)
1997-98	Indiana^	20-12	9-7 (t5th)
1998-99	Indiana^	23-11	9-7 (t3rd)
1999-00	Indiana^	20-9	10-6 (5th)
2001-02	Texas Tech^	23-9	10-6 (t3rd)
2002-03	Texas Tech#	22-13	6-10 (t7th)
2003-04	Texas Tech^	23-11	9-7 (t5th)

^NCAA Tournament Participant  
#Postseason NIT participant

## Noting Knight

- NCAA Division I active all-time wins leader with 832 victories, the fourth coach in NCAA Division I history to win 800 career games.
- Has guided Texas Tech to three consecutive postseason appearances in his first three seasons in Lubbock with NCAA Tournament appearances in 2002 and 2004 and the NIT in 2003.
- Tech tied for third place in 2001-02 to match its highest finish in the six year history of the league.
- Is one of two active Big 12 basketball coaches that have been inducted into the Basketball Hall of Fame (Jody Conradt, Texas). Knight was inducted in 1991.
- Won three NCAA (1976, 1981, 1987) titles and one NIT championship (1979) while at Indiana.
- Last coach to post an undefeated season while guiding Indiana to a 32-0 record in 1975-76.
- National Coach of the Year in 1975, 1976, 1989 at Indiana.
- Guided Indiana to five Final Four appearances and his seven Final Four victories rank fifth all time.
- Won 11 Big Ten titles.
- Was selected as the league's all-time coach at the Big Ten Conference Centennial celebration in 1995. The 1976 Hoosiers were selected as the best team in league history.
- Coached Team USA to the gold medal in the 1984 Olympics and the 1979 Pan American Games.
- Guided Army to four NIT appearances in six seasons.
- One of only six men to have played and coached in a Final Four.




## Associate Head Coach



Pat Knight  
(Indiana, 1995)

## Assistant Coaches



Chris Beard  
(Texas, 1995)



Stew Robinson  
(Indiana, 1993)

## Texas Tech Coaches

Coach	Years	Seasons	Won	Lost	Pct.	Conf. Titles	NCAA Tourn.	NIT
Grady Higgenbotham	1925-27	2	14	18	.438	—	—	—
Victor Payne	1927-30	3	31	21	.596	—	—	—
W.L. Golightly	1930-31	1	11	9	.550	—	—	—
Dell Morgan	1931-34	3	42	27	.609	2	—	—
Virgil Ballard	1934-45	1	14	10	.583	1	0	0
Berl Huffman	1935-42, 46-47	8	116	72	.617	0	0	0
Polk Robinson	1942-46, 47-61	18	248	195	.560	4	4	0
Gene Gibson	1961-69	8	101	91	.526	2	1	0
Bob Bass	1969-71	1.5	22	15	.595	0	0	0
Gerald Myers	1971-91	20.5	326	261	.555	2	4	1
James Dickey	1991-2001	10	164	123	.571	2	2	1
Bob Knight	2001-present	3	68	33	.673	0	2	1

## Texas Tech All-Time Record

(79 seasons)		
	W	L
	1,157	875
Average	14.6	11.1

All-Time Conference Record		
	W	L
Border	187	96
Southwest	336	242
<u>Big 12</u>	<u>53</u>	<u>75</u>
	576	413

## Texas Tech Through the Years

Year	Coach	Conference	Pct.	Overall	Pct.	Postseason	Year	Coach	Conference	Pct.	Overall	Pct.	Postseason
1926	Grady Higgenbotham				6-8	.428	1979	Gerald Myers	9-7 (t4th/SWC)	.562	19-11	.633	NIT
1927	Grady Higgenbotham				8-10	.444	1980	Gerald Myers	8-8 (t4th/SWC)	.500	16-13	.552	
1928	Victor Payne			10-6	.625		1981	Gerald Myers	8-8 (t4th/SWC)	.500	15-13	.535	
1929	Victor Payne			9-8	.529		1982	Gerald Myers	8-8 (6th/SWC)	.500	17-11	.607	
1930	Victor Payne			13-6	.684		1983	Gerald Myers	7-9 (6th/SWC)	.437	11-20	.955	
1931	W.L. Golightly			11-9	.550		1984	Gerald Myers	10-6 (4th/SWC)	.625	17-12	.586	
1932	Dell Morgan			9-15	.375		1985	Gerald Myers	12-4 (1st/SWC)	.750	23-8	.741	NCAA
1933	Dell Morgan	8-0 (1st/Border)	1.000	13-9	.700		1986	Gerald Myers	9-7 (5th/SWC)	.563	18-13	.581	NCAA
1934	Dell Morgan	7-1 (1st/Border)	.875	18-5	.783		1987	Gerald Myers	9-7 (t3rd/SWC)	.563	15-14	.517	
1935	Virgil Ballard	9-1 (1st/Border)	.900	15-9	.625		1988	Gerald Myers	4-12 (7th/SWC)	.250	9-19	.321	
1936	Berl Huffman	8-6 (3rd/Border)	.571	14-6	.700		1989	Gerald Myers	8-8 (4th/SWC)	.500	13-15	.464	
1937	Berl Huffman	8-6 (2nd/Border)	.571	18-7	.720		1990	Gerald Myers	0-16 (9th/SWC)	.000	5-22	.185	
1938	Berl Huffman	7-7 (t5th/Border)	.500	9-13	.409		1991	Gerald Myers	4-12 (t7th/SWC)	.250	8-23	.258	
1939	Berl Huffman	13-3 (2nd/Border)	.813	13-6	.684		1992	James Dickey	6-8 (5th/SWC)	.429	15-14	.517	
1940	Berl Huffman	no league		21-7	.750		1993	James Dickey	6-8 (5th/SWC)	.429	18-12	.600	NCAA
1941	Berl Huffman	no league		19-6	.760		1994	James Dickey	10-4 (t2nd/SWC)	.714	17-11	.607	
1942	Berl Huffman	12-4 (2nd/Border)	.750	16-11	.593		1995	James Dickey	11-3 (t1st/SWC)	.786	20-10	.667	NIT
1943	Polk Robison	9-7 (5th/Border)	.563	13-11	.542		1996	James Dickey	14-0 (1st/SWC)	1.000	30-2	.928	NCAA
1944	Polk Robison	no league		5-18	.217		1997	James Dickey	10-6 (t3rd/Big 12)^	.625	19-9	.679	
1945	Polk Robison	7-6 (5th/Border)	.538	10-14	.417		1998	James Dickey	7-9 (t7th/Big 12)	.438	13-14	.481	
1946	Polk Robison	6-4 (4th/Border)	.600	15-10	.600		1999	James Dickey	5-11 (t10th/Big 12)	.313	13-17	.433	
1947	Berl Huffman	8-8 (t5th/Border)	.500	10-12	.454		2000	James Dickey	3-13 (11th/Big 12)	.188	12-16	.428	
1948	Polk Robison	10-6 (2nd/Border)	.625	16-12	.571		2001	James Dickey	3-13 (t11th/Big 12)	.188	9-19	.321	
1949	Polk Robison	11-5 (2nd/Border)	.688	21-9	.700		2002	Bob Knight	10-6 (t3rd/Big 12)	.625	23-9	.719	NCAA
1950	Polk Robison	5-5 (5th/Border)	.500	14-12	.538		2003	Bob Knight	6-10 (t7th/Big 12)	.375	22-13	.629	NIT
1951	Polk Robison	10-6 (3rd/Border)	.625	14-14	.500		2004	Bob Knight	9-7 (t5th/Big 12)	.563	23-11	.676	NCAA
1952	Polk Robison	9-5 (3rd/Border)	.643	14-10	.583								
1953	Polk Robison	9-5 (3rd/Border)	.643	14-10	.583								
1954	Polk Robison	11-1 (1st/Border)	.917	20-5	.800								
1955	Polk Robison	9-3 (t1st/Border)	.750	18-7	.720								
1956	Polk Robison	8-4 (1st/Border)	.667	13-12	.520								
1957	Polk Robison	SWC member elect		12-11	.522								
1958	Polk Robison	8-6 (t3rd/SWC)	.571	15-8	.652								
1959	Polk Robison	8-6 (3rd/SWC)	.571	15-9	.577								
1960	Polk Robison	7-7 (t4th/SWC)	.500	10-14	.417								
1961	Polk Robison	11-3 (1st/SWC)	.786	15-10	.600	NCAA							
1962	Gene Gibson	11-3 (t1st/SWC)	.786	19-8	.704	NCAA							
1963	Gene Gibson	6-8 (t5th/SWC)	.429	6-17	.261								
1964	Gene Gibson	11-3 (2nd/SWC)	.786	16-7	.696								
*1965	Gene Gibson	12-2 (8th/SWC)	.857	17-6	.739								
1966	Gene Gibson	8-6 (3rd/SWC)	.571	13-11	.542								
1967	Gene Gibson	7-7 (5th/SWC)	.500	9-15	.375								
1968	Gene Gibson	5-9 (t7th/SWC)	.357	9-15	.375								
1969	Gene Gibson	6-8 (4th/SWC)	.429	11-13	.458								
1970	Bob Bass	8-6 (t3rd/SWC)	.571	14-10	.583								
1971	B. Bass/G. Myers	9-5 (3rd/SWC)	.643	16-10	.615								
1972	Gerald Myers	8-6 (5th/SWC)	.571	14-12	.538								
1973	Gerald Myers	12-2 (1st/SWC)	.857	19-8	.704	NCAA							
1974	Gerald Myers	10-4 (t2nd/SWC)	.714	17-9	.607								
1975	Gerald Myers	11-3 (t2nd/SWC)	.786	18-8	.692								
1976	Gerald Myers	13-3 (2nd/SWC)	.813	25-6	.806	NCAA							
1977	Gerald Myers	12-4 (3rd/SWC)	.750	20-9	.690								
1978	Gerald Myers	10-6 (4th/SWC)	.625	19-10	.655								

\*games later forfeited hence eighth place

^games later forfeited



## 2003-04 Texas Tech All-Game Statistics 23-11/9-7(H 15-1; A 4-7; N 4-3)

#	Player	GP	GS	Min	FG	FGA	Pct	3FG	FGA	Pct	FT	FTA	Pct	Off	Def	Tot	Avg	PF	FO	A	TO	Blk	Stl	Pts	Avg
14	Emmett, Andre	34	33	37.0	260	494	.526	16	45	.356	165	226	.730	69	156	225	6.6	49	0	62	70	10	44	701	20.6
22	Jackson, Jarrius	34	32	32.5	142	349	.407	36	114	.316	63	81	.778	19	72	91	2.7	42	0	90	39	5	62	383	11.3
24	Ross, Ronald	34	31	28.9	132	268	.493	23	65	.354	57	73	.781	50	77	117	3.4	67	2	106	57	7	50	344	10.1
21	Giles, Devonne	34	25	22.0	109	238	.458	0	0	.000	86	107	.804	59	112	171	5.0	94	1	29	57	51	26	304	8.9
55	Tomaszek, Robert	31	26	23.6	98	204	.480	2	13	.154	32	45	.711	37	97	134	4.3	71	1	73	56	6	24	230	7.4
23	Marshall, Michael	32	11	17.7	59	110	.536	18	35	.514	27	35	.771	36	42	78	2.4	63	3	39	28	13	25	163	5.1
53	Works, Joseph	28	2	10.3	33	74	.446	0	1	.000	29	47	.617	24	34	58	2.1	43	1	6	24	9	9	95	3.4
44	Dora, Darryl	33	7	14.0	41	102	.402	12	42	.286	14	24	.625	29	56	85	2.6	59	2	29	31	10	13	109	3.3
32	Marshall, Curtis	15	0	7.1	11	36	.306	4	7	.571	13	20	.650	4	13	17	1.1	10	0	3	6	3	5	39	2.6
40	Washington, Josh	27	1	6.7	17	37	.459	6	16	.375	25	26	.92	2	8	10	0.4	22	0	10	13	0	7	65	2.4
33	White, LucQuente	31	1	8.5	17	48	.354	7	22	.318	5	13	.385	5	18	23	0.7	31	0	40	32	3	12	46	1.5
5	Coffman, Drew	13	1	7.8	2	21	.095	1	11	.091	3	5	.600	0	6	6	0.4	8	0	15	5	0	1	8	0.6
31	Ogden, Tanner	12	0	2.4	1	1	1.000	0	0	.000	1	1	1.000	2	4	6	0.5	3	0	3	1	0	0	3	0.3
TEAM														59	73	132	3.9	0			5				
TEXAS TECH		34			922	1982	.465	125	371	.337	521	703	.741	385	768	1153	33.9	562	10	505	424	117	278	2490	73.2
Opponents		34			834	1933	.431	212	601	.353	389	584	.666	434	782	1216	34.8	645	-	415	577	109	214	2269	66.7

## 2004 Texas Tech Conference Statistics 9-7 (H 7-1; A 2-6)

#	Player	GP	GS	Min	FG	FGA	Pct	3FG	FGA	Pct	FT	FTA	Pct	Off	Def	Tot	Avg	PF	FO	A	TO	Blk	Stl	Pts	Avg
14	Emmett, Andre	16	15	37.8	114	237	.481	6	21	.286	89	117	.761	34	67	101	6.3	25	0	27	29	3	15	323	20.2
22	Jackson, Jarrius	16	15	33.4	74	163	.454	21	53	.396	24	31	.774	8	27	35	2.2	17	0	47	19	2	24	193	12.1
24	Ross, Ronald	16	15	30.2	66	133	.496	10	32	.312	39	51	.765	15	41	56	3.5	27	0	47	29	3	22	181	11.3
21	Giles, Devonne	16	15	24.9	56	116	.483	0	0	.000	50	60	.833	26	57	83	5.2	51	1	17	29	20	12	162	10.1
55	Tomaszek, Robert	15	12	24.3	42	94	.447	1	6	.167	17	23	.739	10	38	48	3.2	35	1	35	33	1	8	102	6.8
23	Marshall, Michael	16	6	19.8	25	49	.510	8	19	.421	11	13	.846	17	21	38	2.4	38	2	22	13	7	10	69	4.3
40	Washington, Josh	14	0	5.6	8	17	.471	3	8	.375	11	12	.917	0	4	4	0.3	8	0	5	4	0	2	30	2.1
53	Works, Joseph	12	0	8.8	9	17	.529	0	0	.000	11	19	.579	8	9	17	1.4	12	0	1	12	1	4	29	2.4
44	Dora, Darryl	15	1	11.2	9	28	.321	6	17	.353	4	8	.500	10	17	27	1.8	29	1	14	12	2	2	28	1.9
32	Marshall, Curtis	6	0	5.5	3	12	.250	1	1	1.000	8	11	.727	2	5	7	1.2	5	0	1	3	1	2	15	2.5
33	White, LucQuente	13	0	5.5	4	12	.333	1	5	.200	1	2	.500	1	6	7	0.5	10	0	13	9	2	2	10	0.8
31	Ogden, Tanner	7	0	1.4	1	1	1.000	0	0	.000	1	1	1.000	0	1	1	0.1	0	0	1	0	0	0	3	0.4
05	Coffman, Drew	7	1	8.3	0	8	.000	0	4	.000	2	2	1.000	0	4	4	0.6	5	0	6	2	0	0	2	0.3
TEAM														24	30	54	3.4	0			2				
TEXAS TECH		16			411	887	.463	57	166	.343	268	350	.766	155	327	482	30.1	262	5	236	196	42	103	1147	71.7
Opponents		16			407	906	.449	93	255	.365	196	276	.710	206	360	566	35.4	315	-	201	260	46	90	1103	68.9

## Texas Tech Career Statistics For 2004-05 Players

#	Player	GP	GS	Min	FG	FGA	Pct	3FG	FGA	Pct	FT	FTA	Pct	Off	Def	Tot	Avg	PF	FO	A	TO	Blk	Stl	Pts	Avg
35	Ofoegbu, John^	20	1	7.4	13	29	.448	0	0	.000	8	21	.381	10	16	26	1.3	26	0	2	4	4	3	34	1.7
24	Ross, Ronald	99	56	20.2	238	500	.476	30	104	.288	90	125	.720	76	144	220	2.2	161	3	221	108	17	118	596	6.0
22	Jackson, Jarrius	34	32	32.5	142	349	.407	36	114	.316	63	81	.778	19	72	91	2.7	42	0	90	39	5	62	383	11.3
21	Giles, Devonne	34	25	22.0	109	238	.458	0	0	.000	86	107	.804	59	112	171	5.0	94	1	29	57	51	26	304	8.9
44	Dora, Darryl	33	7	14.0	41	102	.402	12	42	.286	14	24	.625	29	56	85	2.6	59	2	29	31	10	13	109	3.3
32	Marshall, Curtis	15	0	7.1	11	36	.306	4	7	.571	13	20	.650	4	13	17	1.1	10	0	3	6	3	5	39	2.6
33	White, LucQuente	31	1	8.5	17	48	.354	7	22	.318	5	13	.385	5	18	23	0.7	31	0	40	32	3	12	46	1.5
5	Coffman, Drew	13	1	7.8	2	21	.095	1	11	.091	3	5	.600	0	6	6	0.4	8	0	15	5	0	1	8	0.6
31	Ogden, Tanner	12	0	2.4	1	1	1.000	0	0	.000	1	1	1.000	2	4	6	0.5	3	0	3	1	0	0	3	0.3

^2002-03 stats, redshirt in 2003-04

**2003-04 Results (23-11, 9-7)**

(15-1 H; 4-7 A; 4-3 N)

N18	^DAVIDSON (ESPN) .....	W, 89-58
N21	^MASSACHUSETTS .....	W, 90-50
N23	EAST TENNESSEE STATE ....	W, 64-53
N26	^Utah (ESPN2) .....	W, 65-54
N28	^Georgia Tech (ESPN) .....	L, 65-85
D1	at SMU .....	L, 59-62
D3	UTEP .....	W, 70-57
D6	at New Mexico .....	W, 67-58
D10	TCU .....	W, 67-60
D13	SAN DIEGO STATE .....	W, 78-68
D17	SAM HOUSTON STATE .....	W, 97-63
D22	!Iowa (ESPN) .....	W, 65-59
J1	MINNESOTA (ESPN) .....	W, 90-73
J4	at Ohio State .....	W, 80-72
J10	*OKLAHOMA STATE (ESPN+) ....	W, 83-62
J17	*at Baylor (FSW) .....	W, 75-66
J19	*OKLAHOMA (ESPN+)(18) ..	W, 67-47
J24	*at Texas A&M .....	W, 80-78
J26	*TEXAS (ESPN)(16) .....	L, 61-62 (ot)
J31	*at Oklahoma State (ESPN+)(18)	L, 66-70
F3	*BAYLOR .....	W, 83-63
F7	*at Kansas (ESPN)(20) .....	L, 77-96
F11	*at Oklahoma (ESPN+) .....	L, 48-63
F14	*KANSAS STATE .....	W, 82-71
F18	*at Colorado (ESPN) .....	L, 75-85
F21	*TEXAS A&M (ESPN+) .....	W, 76-60
F24	*at Nebraska .....	L, 44-72
F28	*at Texas (CBS)(10) .....	L, 71-74
M3	*MISSOURI (ESPN2) .....	W, 87-76
M6	*IOWA STATE (ABC) .....	W, 72-58
M12	!Colorado (ESPN+) .....	W, 79-69
M13	!Oklahoma State (ESPN+)(7) .....	L, 77-82
M18	Charlotte (NCAA) .....	W, 76-73
M20	St. Joseph's (NCAA)(5) .....	L, 65-70

HOME GAMES IN CAPS; ^Preseason NIT, New York; !at American Airlines Center, Dallas; \*Big 12 Game; (ESPN+) Big 12 syndicated TV; (FSW) FSN Southwest

**Texas Tech Records****Team****Most Points**

Game	128 vs. Texas, 1994
Season	2,664, 1994-95 (30 games)

**Most Rebounds**

Game	80 vs. West Texas A&M, 1955
Season	1,258, 1995-96

**Most Field Goals**

Game	51 vs. Texas Wesleyan, 1981
Season	979, 2002-03

**Most Three-Point Field Goals**

Game	16 vs. New Mexico State, 1996
Season	251, 1995-96

**Most Free Throws**

Game	42 vs. Houston, 1994
Season	589, 1954-55

**Most Assists**

Game	30 vs. Baylor, 2002; vs. Nicholls State, 1996
Season	588, 2001-02

**Most Steals**

Game	24 vs. Nicholls State, 12-7-02
Season	297, 2002-03

**Most Blocked Shots**

Game	12 vs. Pepperdine, 1998
Season	139, 1999-00

**Individual****Most Points**

Game	50, Dub Malaise vs. Texas, 1966
Season	741, Andre Emmett, 2002-03 (35 games)
Career	2,256, Andre Emmett (2000-04)

**Most Rebounds**

Game	27, Jim Reed vs. Eastern New Mexico, 1956
	27, Jim Reed vs. Texas, 1956
Season	492, Paul Nolen, 1950-51
Career	1,333, Jim Reed, 1953-56

**Most Field Goals**

Game	18, Dub Malaise vs. Texas, 1966
	18, Jim Reed vs. Furman, 1954
Season	297, Andre Emmett, 2002-03
Career	842, Rick Bullock, 1972-76

**Most Three-Point Field Goals**

Game	7, six times
Season	94, Cory Carr, 1996-97
Career	262, Cory Carr, 1994-98

**Most Free Throws**

Game	18, Rayford Young vs. Kansas, 2-13-99
Season	191, Dub Malaise, 1964-65
Career	554, Jason Sasser, 1992-96

**Most Assists**

Game	14, Stan Bonewitz vs. Fresno State, 12-21-96
Season	182, Jason Martin, 1995-96
Career	435, Stan Bonewitz, 1995-99

**Most Steals**

Game	7, Bryant Moore vs. New Mexico State, 1991
Season	64, Andre Emmett, 2002-03
Career	196, Sean Gay, 1985-89

**Most Blocked Shots**

Game	7, Will Flemons vs. Texas A&M, 1990
Season	71, Tony Battie, 1996-97
Career	162, Tony Battie, 1994-97

**Cory Carr**



## United Spirit Arena

**Year Opened:** 1999

**Capacity:** 15,098

**Record:** 57-22 (.721)

Year	Record
1999-00	8-7
2000-01	6-8
2001-02	15-2
2002-03	13-4
2003-04	15-1

## Texas Tech vs. the Big 12

### vs. Baylor

Overall: TT, 69-39

at Lubbock: TT, 37-12

at Waco: TT, 26-24

Neutral: TT, 6-3

Last 5 Meetings: TT, 4-1

Last 10 Meetings: TT, 8-2

Since Big 12 Began: TT, 14-6

### vs. Colorado

Overall: CU, 15-7

at Lubbock: CU, 6-4

at Boulder: CU, 8-2

Neutral: Tied, 1-1

Last 5 Meetings: TT, 3-2

Last 10 Meetings: CU, 7-3

Since Big 12 Began: CU, 6-3

### vs. Iowa State

Overall: ISU, 7-4

at Lubbock: TT, 3-2

at Ames: ISU, 4-1

Neutral: ISU, 1-0

Last 5 Meetings: TT, 3-2

Last 10 Meetings: ISU, 6-4

Since Big 12 Began: ISU, 5-4

### vs. Kansas

Overall: KU, 15-1

at Lubbock: KU, 5-1

at Lawrence: KU, 9-0

Neutral: KU, 1-0

Last 5 Meetings: KU, 5-0

Last 10 Meetings: KU, 9-1

Since Big 12 Began: KU, 8-1

### vs. Kansas State

Overall: KSU, 10-7

at Lubbock: TT, 5-4

at Manhattan: KSU, 6-1

Neutral: TT, 1-0

Last 5 Meetings: TT, 3-2

Last 10 Meetings: TT, 6-4

Since Big 12 Began: TT, 6-2

### vs. Missouri

Overall: MU, 7-5

at Lubbock: TT, 4-1

at Columbia: MU, 4-1

Neutral: MU, 2-0

Last 5 Meetings: MU, 3-2

Last 10 Meetings: MU, 6-4

Since Big 12 Began: MU, 5-4

### vs. Nebraska

Overall: NU, 11-8

at Lincoln: NU, 7-2

at Lubbock: TT, 6-3

Neutral: NU, 1-0

Last 5 Meetings: NU, 3-2

Last 10 Meetings: NU, 6-4

Since Big 12 Began: NU, 5-4

### vs. Oklahoma

Overall: OU, 21-13

at Lubbock: TT, 9-6

at Norman: OU, 13-4

Neutral: OU, 2-0

Last 5 Meetings: OU, 4-1

Last 10 Meetings: OU, 7-3

Since Big 12 Began: OU, 12-6

### vs. Oklahoma State

Overall: OSU, 21-10

at Lubbock: OSU, 5-4

at Stillwater: OSU, 13-4

Neutral: OSU, 3-2

Last 5 Meetings: OSU, 3-2

Last 10 Meetings: OSU, 6-4

Since Big 12 Began: OSU, 12-6

### vs. Texas

Overall: UT, 61-51

at Austin: UT, 35-21

at Lubbock: TT, 27-20

Neutral: UT, 6-3

Last 5 Meetings: UT, 4-1

Last 10 Meetings: UT, 9-1

Since Big 12 Began: UT, 18-6

### vs. Texas A&M

Overall: TT, 61-50

at Lubbock: TT, 34-14

at College Station: A&M, 30-21

Neutral: tied, 6-6

Last 5 Meetings: TT, 4-1

Last 10 Meetings: TT, 7-3

Since Big 12 Began: TT, 12-5

# Texas Tech Media Outlets



**Randy Farley**

## **ATHLETIC MEDIA RELATIONS**

Box 43021  
Lubbock, TX 79409  
806-742-2770  
806-742-1970 fax  
Chris Cook, Asst. AD/Media Relations  
Tammi Hoffman, Associate  
Randy Farley, Associate/MBB  
806-742-7600 (260)  
806-742-7414 Fax  
Blayne Beal, Assistant  
Sheila Tucker, Administrative Secretary

## **PRINT**

### **Lubbock Avalanche-Journal**

Patrick Gonzales, Sports Editor  
Jeff Walker, Don Williams  
710 Ave. J  
Lubbock, TX 79408  
Phone: 806/762-8844  
Fax: 806/744-9603

### **Associated Press**

Betsy Blaney  
Box 491  
Lubbock, TX 79408  
Phone: 806/765-0394  
Fax: 806/744-9603

### **University Daily**

Sports Editor  
Tech Campus  
Lubbock, TX 79409  
Phone: 806/742-2939  
Fax: 806/742-2434

### **El Editor**

Bidal Agüero, Sports Editor  
P.O. Box 11250  
Lubbock, TX 79408  
Phone: 806/763-3841  
Fax: 806/741-1110

### **Abilene Reporter-News**

Danny Reagan, Sports Editor  
Box 30  
Abilene, TX 79604  
Phone: 915/673-4271  
Fax: 915/670-5242

### **Amarillo Globe-News**

Jon Mark Beilue, Sports Editor  
Box 2091  
Amarillo, TX 79166  
Phone: 806/376-4488  
Fax: 806/373-0810

### **Austin American-Statesman**

Randy Riggs (Big 12 beat writer)  
Box 670  
Austin, TX 78767  
Phone: 512/445-3677  
Fax: 512/445-3868

### **Dallas Morning News**

Keith Whitmire  
P.O. Box 655237  
Dallas, TX 75265  
Phone: 214/977-8444  
Fax: 214/651-0580

### **Fort Worth Star-Telegram**

Celeste Williams, Sports Editor  
Wendell Barnhouse, David Wellham  
400 W. 7th Street  
Fort Worth, TX 77002  
Phone: 817/390-7760  
Fax: 817/390-7210

### **Midland Reporter-Telegram**

Stewart Doreen, Sports Editor  
Box 1650  
Midland, TX 79701  
Phone: 915/682-5311  
Fax: 915/570-7650

### **Odessa American**

Chris Grove, Sports Editor  
Box 2952  
Odessa, TX 79760  
Phone: 915/337-4661  
Fax: 915/333-7742

### **Plainview Herald**

Tim Fox, Sports Editor  
Box 1240  
Plainview, TX 79072  
Phone: 806/296-1300  
Fax: 806/296-1315

### **San Angelo Standard-Times**

Bret Bloomquist, Sports Editor  
Box 5111  
San Angelo, TX 76902  
Phone: 800/588-1884  
Fax: 325/659-8173

### **San Antonio Express-News**

Mike Finger  
P.O. Box 2171  
San Antonio, TX 78297  
Phone: 210/250-3000  
Fax: 210/250-3351

### **Houston Chronicle**

Neil Hohlfeld, Jerome Solomon  
801 Texas Ave.  
Houston, TX 77002  
Phone: 713/362-7891  
Fax: 713/362-7866

### **Double T Times**

Bill Peters, Publisher  
10503 Uxbridge  
Lubbock, TX 79424  
806/698-8828

## **RADIO**

### **KKAM - 1340 AM**

Jack Dale, Mark Finkner  
4413 82nd  
Lubbock 79424  
Phone: 806/798-7078  
Fax: 806/798-7052

### **KTXT - 88.1 FM**

Tech Campus  
Lubbock, TX 79409  
Phone: 806/742-3916  
Fax: 806/742-3906

### **KRFE - 580 AM**

Wade Wilkes, Owner  
6602 MLK Blvd.  
Lubbock, TX 79404  
Phone: 806/745-1197  
Fax: 806/745-1088

### **KJAK - 92.7 FM**

Woody Van Dyke  
P.O. Box 6490  
Lubbock, TX 79493  
Phone: 806/745-6677  
Fax: 806/745-8140

### **KGNC - 710 AM**

Phil Woodall  
P.O. Box 710  
Amarillo, TX 79189  
Phone: 806/355-9801  
Fax: 806/354-9450

### **All Sports Radio Network**

Owner, Loyd Senn  
John Harris, play-by-play  
P.O. Box 6060  
Lubbock, TX 79493-6060  
Phone: 806/783-3000  
Fax: 806/783-8300

## **TELEVISION**

### **KCBD-TV**

Greg Miller, Tye King  
5600 Ave. A  
Lubbock, 79404  
Phone: 806/761-4271  
Fax: 806/749-1111

### **KLBK-TV**

Jeff Lillicotch, Tim Ellingson  
7403 S. University  
Lubbock, TX 79423  
Phone: 806/745-2345  
Fax: 806/748-2250

### **KAMC-TV**

David Collier, Mark Kennedy  
7403 S. University  
Lubbock, TX 79423  
Phone: 806/745-2345  
Fax: 806/748-2250

### **KJTV**

Vinnie Vinzetta, Jarrod Edwards, Scott Fitzgerald  
9800 University  
Lubbock, TX 79423  
Phone: 806/748-9386  
Fax: 806/7489387

### **KTXT-TV**

Pat Cates, General Manager  
Box 42161  
Lubbock, TX 79409  
Phone: 806/742-2209  
Fax: 806/742-1274

### **KVII-TV**

Lee Baker, Sports Director  
One Broadcast Center  
Amarillo, TX 79101  
Phone: 806/373-1787  
Fax: 806/373-6397

### **KAMR-TV**

Andy Justus, Sports Director  
P.O. Box 751  
Amarillo, TX 79189  
Phone: 806/349-9087  
Fax: 806/381-0912

### **KFDA-TV**

Jason Zielinski, Sports Director  
P.O. Box 10  
Amarillo, TX 79105  
Phone: 806/383-1010  
Fax: 806/381-9859

### **KMID-TV**

Justin Wallace, Sports Director  
P.O. Box 60230  
Midland, TX 79711  
Phone: 432/567-9999  
Fax: 432/567-9994

### **KWES-TV**

Scott Shields, Sports Director  
P.O. Box 60150  
Midland, TX 79711-0150  
Phone: 915/567-9999  
Fax: 915/567-9994

### **FSN**

Ramon Alvarez, Public Relations  
100 E. Royal Lane, Ste. 200  
Irving, TX 75038  
Phone: 972/868-1800  
Fax: 972/868-1678

### **CollegeSports.com**

Jon Miller, Managing Editor  
2035 Corte del Nogal  
Carlsbad, CA 92009  
Phone: 760/431-8221  
Fax: 760/431-8108