



BAYLOR BEARS

UNIVERSITY FACTS

Location Waco, Texas
 Founded 1845
 Enrollment 13,799
 Nickname Bears
 Colors Green and Gold
 Web Site www.baylorbears.com
 Arena (Capacity) Ferrell Center (10,284)
 Interim President Bill Underwood
 Director of Athletics Ian McCaw
 Faculty Athletics Representative Michael Rogers
 Senior Woman Administrator Nancy Post
 Basketball Media Relations Contact Heath Nielsen
 Nielsen Office Phone 254/710-3538
 Nielsen Cell Phone 254/709-4237
 Nielsen E-mail Heath_Nielsen@baylor.edu
 Ferrell Center Press Row 254/710-3955
 Lettermen Returning/Lost 7/4
 Starters Returning/Lost 4/1

Tim Bush



2005-06 SCHEDULE

January

11	at	Texas Tech*	7:00 p.m.
14		Oklahoma State* (ESPN+)	3:00 p.m.
18	at	Colorado*	8:00 p.m.
21		Texas* (ESPN+)	3:00 p.m.
25		Oklahoma*	7:00 p.m.
28	at	Texas A&M* (FSN)	5:00 p.m.

February

1		Kansas State*	7:00 p.m.
4	at	Nebraska* (ESPN+)	8:00 p.m.
7		Missouri* (FSN)	7:00 p.m.
11	at	Oklahoma* (ESPN+)	12:30 p.m.
14	at	Texas* (FSN)	7:00 p.m.
18		Texas A&M* (ESPN+)	12:30 p.m.
21	at	Kansas*	7:00 p.m.
25		Iowa State* (ESPN+)	12:30 p.m.

March

1		Texas Tech*	7:00 p.m.
4	at	Oklahoma State*	6:00 p.m.

All times Central
 TV listings and times are subject to change
 (FSN) - FSN Southwest Telecast
 * - Big 12 Conference game

HEAD COACH SCOTT DREW

Career Record 37-51 (3 seasons)
 BU Record 17-40 (2 seasons)



- The Bears return 93 percent of their scoring and 90 percent of their rebounding from last season.
- Sophomore guard **Aaron Bruce** was the nation's top-scoring freshman a year ago. He finished 18.2 points per game. Bruce also led the Bears in minutes (34.8 mpg), assists (3.8), 3-pointers (69) and free throws (96).
- Junior **Tim Bush** and **Bruce** are the top two returning free throw shooters in the Big 12. Bush ranked second overall, hitting at 83.3 percent from the stripe. Bruce was third at 82.8 percent.
- Baylor's incoming newcomers were rated in the top 20 nationally by two different recruiting services and boast three national top 100 players.
- BU boasts four returning starters, its most since 1996-97. Leading the way is senior **Tommy Swanson**, the second Bear player (Matt Sayman) in the last six years to enter his senior season with more than 60 career games played. Swanson has 73 games played in three seasons.
- Due to NCAA sanctions, Baylor will not play any regular-season non-conference games in 2005-06.



BILL UNDERWOOD
 INTERIM PRESIDENT



IAN MCCAW
 DIRECTOR OF ATHLETICS



MICHAEL ROGERS
 FACULTY ATHLETICS REPRESENTATIVE



NANCY POST
 SENIOR WOMAN ADMINISTRATOR



HEATH NIELSEN
 MEDIA RELATIONS CONTACT

2005-06 ROSTER

No.	Name	Pos	Ht	Wt	Class	Hometown/Previous School(s)
14	Aaron Bruce	G	6-3	190	So.	Horsham, Victoria, Australia/Horsham College
20	Tim Bush	F	6-6	235	Jr.	New Orleans, La./Archbishop Shaw/LSU
15	Mamadou Diene	C	7-0	240	Fr.	Yeumbeul, Senegal/Jean de la Fontaine
5	Henry Dugat	G	6-0	170	Fr.	Dayton, Texas/Dayton
10	Patrick Fields	G/F	6-5	205	Jr.	San Antonio, Texas/John Jay/Panola College
22	Richard Hurd	F	6-5	200	So.	Houston, Texas/Heritage Christian Academy
0	Curtis Jerrells	G	6-1	200	Fr.	Austin, Texas/Del Valle
23	Kevin Rogers	F	6-8	230	Fr.	Dallas, Texas/South Oak Cliff
40	Mark Shepherd	F	6-9	210	So.	Austin, Texas/St. Michael's Academy
12	Kevis Shipman	G	6-0	170	Sr.	Dallas, Texas/Lincoln/Tyler Junior College
1	Carl Sims	G	5-10	165	Fr.	Waco, Texas/Waco
32	Tommy Swanson	F/C	6-10	210	Sr.	Fort Worth, Texas/North Crowley
13	Jari Vanttaja	F	6-10	230	Fr.	Oulu, Finland/South Tapiola

Head Coach: Scott Drew (Butler '93)

Assistant Coaches: Matthew Driscoll (Slippery Rock '92), Mark Morefield (Valparaiso '98), Jerome Tang

2005-06 NEWCOMERS

Mamadou Diene, C, Fr., 7-0, 240, Yeumbeul, Senegal/Jean de la Fontaine

- Arrived in United States in January and practiced with the Bears as a redshirt.
- Played for under-20 Senegalese National Team in summer of 2004.

Henry Dugat, G, Fr., 6-0, 170, Dayton, Texas/Dayton

- Averaged 25.5, 5.7 assists and 3.8 steals his senior season.
- Named to 2005 TABC 4A All-State team after leading squad to 21-7 record and district round playoffs.

Curtis Jerrells, G, Fr., 6-1, 200, Austin, Texas/Del Valle

- Finished with 20.2 points, 5.3 rebounds and 4.5 assists per game as a senior.
- Named District 26-4A MVP and was selected to TABC 2005 4A All-State team following senior season.
- Led his squad to 29-5 record and 2005 Region IV championship.

Kevin Rogers, F, Fr., 6-8, 230, Dallas, Texas/South Oak Cliff

- Averaged 15.5 points and 8.0 rebounds per game last season.
- Invited to 2005 Jordan Classic following senior year.
- Led squad to 32-7 record and state championship.

Carl Sims, G, Fr., 5-10, 165, Waco, Texas/Waco

- Posted 16.1 points, 6.3 assists and 6.3 steals his senior season.
- Named 2005 TABC 5A All-Region II Team and 2005 13-5A Defensive Player of the Year.

Jari Vanttaja, F, Fr., 6-10, 230, Oulu, Finland/South Tapiola

- Averaged 14 points and 5.5 rebounds for the Finnish Junior National Team at the Albert Schweitzer Tournament in Mannheim, Germany.

2004-05 RESULTS (9-19, 1-15 Big 12)

Date	Opponent	Result	Attend.
N22	Hillsdale Baptist	W, 92-51	3,217
N24	UL-Monroe	L, 61-75	3,195
D1	Arkansas-Pine Bluff	W, 63-53	2,504
D4	Texas A&M-Corpus Christi	L, 58-73	3,686
D16 at	SMU	L, 43-77	3,698
D18	Southern	W, 75-62	2,273
D22	Maryland-Eastern Shore	W, 97-73	2,665
D28	Prairie View	W, 84-52	2,578
D30 at	Purdue (ESPN+)	W, 73-72	8,410
J3	Chicago State	W, 77-59	3,066
J9 at	Texas* (FSNSW)	L, 60-79	11,463
J13	Savannah State	W, 86-50	3,305
J15	Oklahoma* (FSNSW)	L, 61-65	5,034
J19	Colorado* (ESPN Classic)	W, 67-59	5,774
J22 at	Oklahoma State* (ESPN+)	L, 53-82	11,880
J25	Kansas* (FSNSW)	L, 66-86	7,280
J29 at	Texas A&M* (FSNSW)	L, 62-74	10,818
F1 at	Iowa State* (CTN)	L, 51-77	10,059
F5	Oklahoma State*	L, 63-81	7,585
F9 at	Texas Tech* (ESPN+)	L, 67-83	9,188
F12	Nebraska*	L, 63-74	3,753
F16 at	Missouri* (MSN)	L, 53-60	8,224
F19	Texas* (ESPN+)	L, 60-75	7,485
F23 at	Kansas State*	L, 69-80	5,232
F26 at	Oklahoma* (ESPN+)	L, 60-103	12,485 (s)
M2	Texas Tech*	L, 66-72	5,375
M5	Texas A&M* (ESPN+)	L, 76-84	6,269
M10 vs.	Iowa State^ (ESPN+)	L, 57-77	18,268 (s)

* - Big 12 Game

^ - Phillips 66 Big 12 Championship, Kansas City, Mo.

(ESPN+) - Big 12 syndicated television

(FSNSW) - Fox Sports Southwest

(s) - Sellout Crowd



BAYLOR BEARS

HEAD COACH SCOTT DREW

Alma Mater: Butler, 1993
Record at Baylor: 17-40 (2 seasons)
Overall Record: 37-51 (3 seasons)
Coaching Experience: Head Coach, Baylor, 2003 - present
 Head Coach, Valparaiso, 2002-03 (20-11)
 Associate Head Coach, Valparaiso, 2001-02
 Assistant Coach, Valparaiso, 1993-2001
 Head Coach, Athletes in Action, 1997
 Assistant Coach, Athletes in Action, 1995
 Student Assistant Coach, Butler, 1991-93

Basketball Playing Experience: None (Butler student assistant, 1991-93)

Education: B.S., Butler (1993)
 Masters, Valparaiso (1994)
Personal: Date of Birth: Oct. 23, 1970
 Wife: Kelly

Children: Mackenzie
Basketball Office: Phone: 254/710-3096
 Fax: 254/710-3743

Director of Basketball Operations: Stephen Brough
Basketball Secretary: Karen Craig



Year-by-Year Coaching Record

Year	School	Overall	League	Conf.	
				Tourn.	Postseason
2002-03	Valparaiso	20-11	12-2 (1st)	2-1	NIT (0-1)
2003-04	Baylor	8-21	3-13 (11th)		
2004-05	Baylor	9-19	1-15 (12th)		



BAYLOR COACHES

Coach	Years	Seasons	Won	Lost	Pct.	Conf.	NCAA	NIT
						Titles		
Luther Burleson	1907-08	2	10	9	.526	—	—	—
Enoch Mills	1909-10	2	19	10	.655	—	—	—
Ralph Gaze	1911-14	3	26	7	.788	—	—	—
Norman Paine	1914	1	1	8	.111	—	—	—
Charles Moseley	1915-20	6	28	65	.301	0	—	—
Frank Bridges	1921-26	6	51	78	.395	0	—	—
Ralph Wolf	1927-41	15	148	129	.534	1	0	0
Bill Henderson	1942-43, 45-61	19	201	233	.463	4	3	0
Van Sweet	1944-45	2	6	27	.182	0	0	0
Bill Menefee	1962-73	12	149	144	.509	0	0	0
Carroll Dawson	1973-76	4	42	51	.452	0	0	0
Jim Haller	1976-85	9	104	130	.444	0	0	0
Gene Iba	1985-92	7	98	106	.480	0	1	2
Darrel Johnson	1992-94	2	32	22	.596	0	0	0
Harry Miller	1994-99	5	56	87	.392	0	0	0
Dave Bliss	1999-03	4	61	57	.517	0	0	1
Scott Drew	2003 -	2	17	40	.230	0	0	0

ALL-TIME RECORD

Seasons	W	L	Pct.
99	1052	1205	.466

ALL-TIME CONFERENCE RECORD

Conference	W	L	Pct.
Southwest	477	651	.423
<u>Big 12</u>	<u>37</u>	<u>107</u>	<u>.257</u>
	514	658	.439

BAYLOR BEARS

2004-05 OVERALL STATISTICS



#	Player	GP	GS	Min	Avg	TOTAL			3-POINTERS			FT	FTA	Pct	REBOUNDS				PF	FO	A	TO	Blk	Stl	Pts	Avg
						FG	FGA	Pct	FG	FGA	Pct				Off	Def	Tot	Avg								
14	Bruce, Aaron	28	28	975	34.8	172	365	.471	69	173	.399	96	116	.828	28	45	73	2.6	67	1	105	84	6	30	509	18.2
20	Bush, Tim	24	24	818	34.1	104	257	.405	26	79	.329	70	84	.833	37	92	129	5.4	60	2	42	62	6	23	304	12.7
32	Swanson, Tommy	26	26	777	29.9	112	216	.519	13	34	.382	72	102	.706	59	91	150	5.8	89	5	26	61	21	37	309	11.9
10	Fields, Patrick	28	18	807	28.8	101	235	.430	37	106	.349	71	111	.640	41	69	110	3.9	62	1	66	81	0	38	310	11.1
12	Shipman, Kevis	28	19	625	22.3	45	122	.369	38	105	.362	6	9	.667	11	31	42	1.5	15	0	20	22	0	15	134	4.8
22	Hurd, Richard	28	10	477	17.0	41	92	.446	18	41	.439	13	28	.464	26	33	59	2.1	68	3	11	35	6	11	113	4.0
3	Biggers, Roscoe	28	12	541	19.3	24	70	.343	8	24	.333	17	28	.607	14	40	54	1.9	54	2	78	51	1	28	73	2.6
40	Shepherd, Mark	28	2	392	14.0	24	37	.649	0	0	.000	10	28	.357	25	35	60	2.1	59	3	8	23	13	20	58	2.1
2	Pryor, Ryan	20	1	132	6.6	8	30	.267	5	23	.217	6	10	.600	2	8	10	0.5	14	1	15	13	0	8	27	1.4
4	Phipps, Turner	13	0	32	2.5	6	12	.500	2	6	.333	2	4	.500	1	1	2	0.2	5	0	1	4	0	1	16	1.2
13	Henderson, Hall	11	0	24	2.2	3	6	.500	1	1	1.000	3	4	.750	2	6	8	0.7	0	0	1	3	0	2	10	0.9
	Team														51	28	79	2.8	0		5					
	Baylor	28				640	1442	.444	217	592	.367	366	524	.698	297	479	776	27.7	493	18	373	444	53	213	1863	66.5
	Opponents	28				717	1456	.492	191	507	.377	383	511	.750	330	594	924	33.0	527	-	429	455	88	211	2008	71.7

2004-05 CONFERENCE ONLY STATISTICS


#	Player	GP	GS	Min	Avg	TOTAL			3-POINTERS			FT	FTA	Pct	REBOUNDS				PF	FO	A	TO	Blk	Stl	Pts	Avg
						FG	FGA	Pct	FG	FGA	Pct				Off	Def	Tot	Avg								
14	Bruce, Aaron	16	16	588	36.8	104	239	.435	43	120	.358	61	75	.813	19	24	43	2.7	45	1	58	54	2	11	312	19.5
20	Bush, Tim	16	16	571	35.7	61	169	.361	19	65	.292	49	57	.860	23	64	87	5.4	46	2	27	37	3	14	190	11.9
32	Swanson, Tommy	14	14	444	31.7	55	116	.474	11	27	.407	34	50	.680	25	39	64	4.6	54	3	14	35	10	19	155	11.1
10	Fields, Patrick	16	8	449	28.1	57	120	.475	24	58	.414	26	47	.553	17	37	54	3.4	36	0	28	51	0	18	164	10.3
22	Hurd, Richard	16	8	278	17.4	19	44	.432	9	20	.450	9	17	.529	14	15	29	1.8	40	2	6	22	0	7	56	3.5
12	Shipman, Kevis	16	8	317	19.8	15	46	.326	11	38	.289	4	6	.667	6	14	20	1.3	7	0	5	8	0	5	45	2.8
3	Biggers, Roscoe	16	7	309	19.3	11	33	.333	5	12	.417	11	12	.917	10	29	39	2.4	27	0	43	21	0	11	38	2.4
40	Shepherd, Mark	16	2	175	10.9	11	17	.647	0	0	.000	5	13	.385	12	7	19	1.2	31	1	0	9	4	5	27	1.7
4	Phipps, Turner	6	0	6	1.0	3	5	.600	0	2	.000	0	0	.000	1	1	2	0.3	0	0	0	1	0	0	6	1.0
2	Pryor, Ryan	9	1	57	6.3	1	8	.125	1	7	.143	1	3	.333	1	4	5	0.6	10	1	8	6	0	3	4	0.4
13	Henderson, Hall	4	0	6	1.5	0	0	.000	0	0	.000	0	0	.000	0	0	0	0.0	0	0	0	0	0	0	0	0.0
	Team														27	11	38	2.4	0		4					
	Baylor	16				337	797	.423	123	349	.352	200	280	.714	155	245	400	25.0	296	10	189	248	19	93	997	62.3
	Opponents	16				440	822	.535	115	281	.409	239	316	.756	182	350	532	33.2	294	-	275	225	53	115	1234	77.1

Year Opened: 1998

Capacity: 10,284

All-Time Record:

152-110 (.580)



Ferrell Center

Year	Home Record
2004-05	8-9
2003-04	6-11
2002-03	10-6
2001-02	12-4
2000-01	14-3
1999-00	11-7
1998-99	5-10
1997-98	10-4
1996-97	14-3
1995-96	7-7
1994-95	7-8
1993-94	11-3
1992-93	11-3
1991-92	7-7
1990-91	6-8
1989-90	9-6
1988-89	4-11




COLORADO BUFFALOES

UNIVERSITY FACTS

Location Boulder, Colorado
 Founded 1876
 Enrollment 27,954
 Nickname Buffaloes
 Colors Silver, Black and Gold
 Web Site www.cubuffs.com
 Arena (Capacity) Coors Events/
 Conference Center (11,064)
 President Hank Brown
 Director of Athletics Mike Bohn
 Faculty Athletics Representative David Clough
 Senior Woman Administrator Karen Morrison
 Basketball Media Relations Contact Andrew Green
 Green Office Phone 303/492-3812
 Green Cell Phone 720/470-9780
 Green E-mail Andrew.green@colorado.edu
 Coors Events Center Press Row 303/492-1552
 Lettermen Returning/Lost 13/2
 Starters Returning/Lost 5/0

HEAD COACH RICARDO PATTON

Career Record 157-130 (10 seasons)
 CU Record 157-130 (10 seasons)



Chris Copeland



2005-06 SCHEDULE

November

6	Basketball Travelers {exh.}	2:00 p.m.
12	Regis {exh.}	7:00 p.m.
18	UNC Wilmington	8:30 p.m.
21	at Colorado State (FSN)	8:00 p.m.
26	vs. St. Mary's (Calif.) [PC] (FSN)	8:00 p.m.
29	at Pennsylvania	6:30 p.m.

December

3	Cal Poly	7:00 p.m.
7	Utah (FSN)	7:00 p.m.
17	UC-Irvine	7:00 p.m.
20	at TCU (FSN)	7:00 p.m.
22	Mercer	7:00 p.m.
31	Dartmouth	1:00 p.m.

January

3	Savannah State	7:00 p.m.
7	at Texas* (ESPN+)	2:00 p.m.
11	Kansas* (FSN)	7:00 p.m.
14	at Missouri* (ESPN+)	4:00 p.m.
18	Baylor*	7:00 p.m.
21	at Oklahoma State* (ESPN+)	2:00 p.m.
25	Nebraska* (FSN)	7:00 p.m.
28	Kansas State* (FSN)	7:00 p.m.

February

5	at Iowa State* (ESPN+)	Noon
8	at Texas A&M* (FSN)	5:00 p.m.
11	Texas Tech* (ESPN+)	2:00 p.m.
15	Oklahoma* (ESPN2)	7:30 p.m.
18	at Kansas State* (ESPN+)	11:30 a.m.
22	at Nebraska*	6:00 p.m.
25	Missouri* (ESPN+)	11:30 a.m.

March

1	at Kansas*	6:00 p.m.
4	Iowa State*	7:00 p.m.

All times Mountain

TV listings and times are subject to change

(FSN) - FSN Rocky Mountain Telecast

PC - Pepsi Center - Denver, Colo.

*- Big 12 Conference game

- Colorado is the only Big 12 school to return all five starters from last season. Overall, 100 percent of its scoring, rebounding, assists and blocks are back. The team played 6,025 minutes a year ago, with 6,022 returning in 2005-06.
- The Buffaloes have 10 seniors on the 2005-06 roster, more than any school in the nation.
- Sophomore **Richard Roby** set a CU freshman scoring record with 480 points last season. The total was third on the Big 12 freshman scoring list.
- **Roby** was the first CU freshman since Chauncey Billups in 1995-96 to lead the Buffaloes in scoring. Roby posted 16.0 points per game.
- Senior guard **Jason Obazuaye** has started a team-high 47 games in his career, with appearances in 86 contests over three seasons.
- When CU defeated Texas, 81-69, in the first round of the Phillips 66 Big 12 Men's Basketball Championship, it marked the first time in league history a No. 11 seed had defeated the No. 6 seed.



HANK BROWN
PRESIDENT



MIKE BOHN
DIRECTOR OF ATHLETICS



DAVID CLOUGH
FACULTY ATHLETICS REPRESENTATIVE



KAREN MORRISON
SENIOR WOMAN ADMINISTRATOR



ANDREW GREEN
MEDIA RELATIONS CONTACT

2005-06 ROSTER

No.	Name	Pos	Ht	Wt	Class	Hometown/Previous School(s)
30	Lamont Arrington	F/C	6-11	230	Sr.	Detroit, Mich./Schoolcraft College
33	Julius Ashby	F/C	6-9	235	Sr.	Trinidad & Tobago/Marshalltown CC [Iowa]
2	Billy Boidock	G	6-0	160	Sr.	Dallas, Texas/Bishop Lynch
3	Kyle Carder	F	6-4	180	Fr.	Joplin, Miss./Joplin
11	Dominique Coleman	G	6-3	170	Jr.	Oakland, Calif./Key West/Hillsborough Junior College
15	Chris Copeland	F	6-8	235	Sr.	Richmond, Va./Hermitage
34	Ryan Dermody	F	6-7	185	Fr.	Loveland, Colo./Loveland
1	Glean Eddy	F	6-6	215	Sr.	Nashville, Tenn./National Christian Academy
12	Martane Freeman	F	6-7	200	Sr.	Kansas City, Mo./Penn Valley CC
21	Marcus Hall	G	6-1	180	Jr.	Houston, Texas/Jersey Village
31	Jermyl Jackson-Wilson	F	6-5	210	So.	Milwaukee, Wis./Fork Union M.A./Rufus King/Ohio State
32	Marcus King-Stockton	F	6-9	225	So.	Denver, Colo./Colorado Academy
42	Antoine McGee	G	5-10	185	Sr.	Moreno Valley, Calif./Mercersburg Academy [Pa.]
5	Jayson Obazuaye	G	6-2	205	Sr.	San Jose, Calif./Andrew Hill
4	Andy Osborn	F	6-9	225	Sr.	Longmont, Colo./Longmont/Loyola Marymount
35	Chase Perkowski	G	6-2	185	Fr.	San Juan Capistrano, Calif./Santa Margarita Catholic
23	Richard Roby	G	6-6	195	So.	San Bernardino, Calif./Lawrence Academy [Mass.]
10	Scott Senger	F	6-7	230	Sr.	Louisville, Colo./Monarch
25	Calvin Williams	F	6-7	200	Fr.	Memphis, Tenn./Hillcrest

Head Coach: Ricardo Patton (Belmont '80)

Assistant Coaches: John Anderson (Stillman College '80), Paul Graham (N. Texas State '74), Mike Frink (Colorado '67)

2005-06 NEWCOMERS

Dominique Coleman, G, Jr., 6-3, 170, Oakland, Calif./Key West/Hillsborough JC (Fla.)

- Led the NJCAA in scoring last season with a 27.1-point average.
- Ranked seventh nationally in steals with 3.8 per contest.
- Named first team all-state as a prep standout in Florida.

Kyle Carder, F, Fr., 6-4, 180, Joplin, Mo./Joplin

- Lettered twice in basketball and once in baseball in high school.
- Member of 2003 baseball team that finished second in the state.

Ryan Dermody, F, Fr., 6-7, 185, Loveland, Colo./Loveland

- A 1,000-point scorer in high school.
- Two-time All-Area Player of the Year selection.
- Walk-on who will be a scholarship athlete next season.

Jermyl Jackson-Wilson, F, So., 6-5, 210, Milwaukee, Wis./Fork Union M.A./Ohio State

- Transfer from Ohio State who played in 11 games in 2004-05 and will be eligible next season.
- Led high school team in Wisconsin to a 26-0 record and state title.

Chase Perkowski, G, Fr., 6-2, 185, San Juan Capistrano, Calif./Santa Margarita Catholic

- Starting point guard his senior year, leading team to 27-5 record.
- Earned first-team league honors.
- Posted nine points, seven rebounds and five assists per game in 2004-05.

Calvin Williams, F, Fr., 6-7, 200, Memphis, Tenn./Hillcrest

- Averaged 23.0 points, 12 rebounds and four blocks as a senior.
- Named All-State, All-Region and All-District a year ago.
- Scored over 1,000 points in his high school career.

2004-05 RESULTS (14-16, 4-12 Big 12)

Date	Opponent	Result	Attend.
N15	College of Charleston%	W, 72-57	2,371
N17 at	Michigan% (ESPN)	L, 60-69	9,384
N28	Northwestern (FSN)	W, 66-57	2,167
D4 at	Oregon State (FSN)	L, 87-98	5,668
D7 at	California (FSN)	W, 63-60	8,297
D18	Colorado State (FSN)	W, 89-83	6,031
D21	UMKC (FSN)	W, 79-68	2,372
D23	Radford	W, 74-58	1,961
D28	Gardner-Webb	W, 97-88	3,367
D30 at	Utah (FSN)	L, 48-80	9,447
J4 at	Richmond	W, 75-69	4,006
J8 at	Oklahoma* (ESPN+)	L, 55-85	11,185
J12	Nebraska* (FSN)	L, 61-68	3,840
J15	Kansas* (ESPN+)	L, 61-76	11,057
J19 at	Baylor* (ESPN Classic)	L, 59-67	5,774
J22 at	Iowa State*	W, 54-52 (ot)	13,308
J26	Missouri* (ESPN+)	W, 64-62	4,360
J30	Oklahoma State* (ESPN+)	L, 86-104	6,971
F2 at	Texas Tech*	L, 90-97	10,415
F5 at	Kansas State* (ESPN+)	W, 70-60	10,949
F8	Texas* (FSN)	W, 88-79	4,282
F12 at	Kansas* (ABC)	L, 60-89	16,300 (s)
F14	South Dakota State	W, 82-49	1,621
F19	Texas A&M* (ESPN+)	L, 77-92	4,792
F22 at	Missouri* (ESPN+)	L, 54-63	9,488
F26	Kansas State* (ESPN+)	L, 82-84	3,335
M2 at	Nebraska* (FSN)	L, 55-70	9,178
M5	Iowa State* (ESPN+)	L, 73-78	4,609
M10 vs.	Texas (ESPN+)^	W, 81-69	18,268 (s)
M11 vs.	Oklahoma St. (ESPN+)^	L, 85-87	18,268 (s)

* - Big 12 Game

^ - Phillips 66 Big 12 Championship, Kansas City, Mo.

% - Cisco Systems Preseason NIT

(ESPN+) - Big 12 syndicated television

(FSN) - FSN Rocky Mountain

(s) - Sellout Crowd



COLORADO BUFFALOES

HEAD COACH RICARDO PATTON

Alma Mater: Belmont, 1980
Record at Colorado: 157-130 (10 seasons)
Overall Record: 157-130 (10 seasons)
Coaching Experience: Head Coach, Colorado, 1996 - present
 Assistant Coach, Colorado, 1993-96
 Assistant Coach, Tennessee State, 1991-93
 Assistant Coach, Arkansas-Little Rock, 1990-91
 Assistant Coach, Middle Tennessee, 1988-90

Basketball Playing

Experience: Belmont, 1978-80
Education: B.A., Physical Education, Belmont (1980)
 M.A., Administration & Supervision, Trevecca Nazarene (1989)

Personal: Date of Birth: October 23, 1958

Wife: Jennifer

Children: Ricardo, Jr., Michael

Basketball Office: Phone: 303/492-6877

Fax: 303/492-6607

Director of Basketball


Operations: Will Smith

Secretary: Susan Pryor

Year-by-Year Coaching Record

Year	School	Overall	League	Conf. Tourn.	Postseason
1995-96	Colorado*	4-9	4-8 (8th)	0-1	
1996-97	Colorado	22-10	11-5 (2nd)	0-1	NCAA (1-1)
1997-98	Colorado	13-14	7-9 (7th)	0-1	
1998-99	Colorado	18-15	7-9 (7th)	1-1	NIT (1-1)
1999-00	Colorado	18-14	7-9 (7th)	1-1	NIT (0-1)
2000-01	Colorado	15-15	5-11 (9th)	0-1	
2001-02	Colorado	15-14	5-11 (9th)	1-1	
2002-03	Colorado	20-12	9-7 (5th)	1-1	NCAA (0-1)
2003-04	Colorado	18-11	10-6 (4th)	0-1	NIT (0-1)
2004-05	Colorado	14-16	4-12 (11th)	1-1	

* - Named Interim head coach during the season



COLORADO COACHES

Coch	Years	Seasons	Won	Lost	Pct.	Conf. Titles	NCAA	NIT
No coach	1902-06	5	18	15	.545	—	—	—
Frank R. Castleman	1907-12	6	32	22	.592	—	—	—
John McFadden	1913-14	2	12	7	.583	—	—	—
James N. Ashmore	1915-17	3	16	10	.615	—	—	—
Melbourne C. Evans	1918	1	9	2	.818	—	—	—
Joe Mills	1919-24	6	30	24	.556	—	—	—
Howard Beresford	1925-33	9	76	51	.598	—	—	—
Henry P. Iba	1934	1	9	8	.529	—	—	—
Earl Clark	1935	1	3	9	.250	—	—	—
Forrest B. Cox	1936-50	13	147	89	.623	0	3	2
H.B. Lee	1951-56	6	63	74	.459	2	2	0
Russell Walseth	1957-76	20	261	245	.516	3	3	0
Bill Blair	1977-81	5	67	69	.493	0	0	0
Tom Apke	1982-86	5	59	81	.421	0	0	0
Tom Miller	1986-90	4	35	79	.307	0	0	0
Joe Harrington	1990-96	6	67	76	.469	0	0	2
Ricardo Patton	1996 -	10	157	130	.547	0	2	3

ALL-TIME RECORD

Seasons	W	L	Pct.
104	1065	1024	.510

ALL-TIME CONFERENCE RECORD

Conference	W	L	Pct.
Rocky Mountain	159	103	.607
Mountain States	63	21	.750
Big Seven	59	73	.447
Big Eight	203	329	.382
<u>Big 12</u>	<u>65</u>	<u>79</u>	<u>.451</u>
	560	610	.479

COLORADO BUFFALOES

2004-05 OVERALL STATISTICS



#	Player	GP	GS	Min	Avg	TOTAL			3-POINTERS						REBOUNDS											
						FG	FGA	Pct	FG	FGA	Pct	FT	FTA	Pct	Off	Def	Tot	Avg	PF	FO	A	TO	Blk	Stl	Pts	Avg
23	Roby, Richard	30	30	923	30.8	169	380	.445	67	179	.374	75	103	.728	36	107	143	4.8	70	4	58	80	23	48	480	16.0
15	Copeland, Chris	29	14	730	25.2	116	259	.448	51	136	.375	57	70	.814	48	113	161	5.6	82	3	43	54	36	10	340	11.7
21	Hall, Marcus	29	21	858	29.6	118	287	.411	38	122	.311	50	72	.694	13	62	75	2.6	46	1	126	67	9	29	324	11.2
5	Obazuaye, Jayson	30	29	741	24.7	103	252	.409	12	35	.343	49	110	.445	35	55	90	3.0	48	2	53	45	6	11	267	8.9
4	Osborn, Andy	26	14	530	20.4	76	176	.432	45	110	.409	16	23	.696	34	87	121	4.7	67	3	34	30	15	7	213	8.2
33	Ashby, Julius	22	19	555	25.2	66	132	.500	0	0	.000	34	69	.493	57	76	133	6.0	64	4	16	34	33	20	166	7.5
1	Eddy, Glean	30	9	547	18.2	46	119	.387	4	27	.148	62	83	.747	50	80	130	4.3	49	0	31	42	5	14	158	5.3
12	Freeman, Martane	26	0	220	8.5	20	60	.333	4	19	.211	18	30	.600	18	21	39	1.5	34	1	14	16	4	12	62	2.4
32	King-Stockton, M.	25	1	262	10.5	20	37	.541	0	0	.000	17	26	.654	34	23	57	2.3	23	0	11	6	13	7	57	2.3
2	Boidock, Billy	2	0	5	2.5	2	2	1.000	0	0	.000	0	0	.000	0	0	0	0.0	1	0	0	0	0	2	4	2.0
30	Arrington, Lamont	25	7	264	10.6	22	34	.647	0	0	.000	3	15	.200	13	23	36	1.4	43	1	5	22	13	10	47	1.9
42	McGee, Antoine	29	6	340	11.7	10	29	.345	2	4	.500	1	4	.250	5	26	31	1.1	38	0	27	18	1	16	23	0.8
10	Senger, Scott	14	0	47	3.4	3	6	.500	0	0	.000	0	0	.000	3	5	8	0.6	5	0	1	0	0	3	6	0.4
43	Mattingly, Mac	1	0	3	3.0	0	1	.000	0	0	.000	0	2	.000	0	0	0	0.0	0	0	0	1	0	1	0	0.0
34	Smith, Keith	1	0	0	0.0	0	0	.000	0	0	.000	0	0	.000	0	0	0	0.0	0	0	0	0	0	0	0	0.0
	Team														23	39	62	2.1	0		3					
	Colorado	30				771	1774	.435	223	632	.353	382	607	.629	369	717	1086	36.2	570	19	419	418	158	190	2147	71.6
	Opponents	30				777	1784	.436	193	602	.321	471	650	.725	379	761	1140	38.0	554	-	447	404	89	187	2218	73.9

2004-05 CONFERENCE ONLY STATISTICS

#	Player	GP	GS	Min	Avg	TOTAL			3-POINTERS						REBOUNDS											
						FG	FGA	Pct	FG	FGA	Pct	FT	FTA	Pct	Off	Def	Tot	Avg	PF	FO	A	TO	Blk	Stl	Pts	Avg
23	Roby, Richard	16	16	494	30.9	90	212	.425	45	115	.391	41	55	.745	14	46	60	3.8	39	2	24	39	11	22	266	16.6
15	Copeland, Chris	15	5	404	26.9	54	144	.375	25	82	.305	36	44	.818	28	66	94	6.3	40	3	26	25	20	4	169	11.3
21	Hall, Marcus	15	10	442	29.5	55	155	.355	17	70	.243	21	31	.677	8	33	41	2.7	24	1	68	34	6	11	148	9.9
4	Osborn, Andy	15	9	355	23.7	51	117	.436	30	71	.423	10	14	.714	25	48	73	4.9	46	3	17	18	9	3	142	9.5
5	Obazuaye, Jayson	16	16	387	24.2	53	129	.411	4	13	.308	19	47	.404	21	27	48	3.0	28	1	25	25	1	7	129	8.1
1	Eddy, Glean	16	6	333	20.8	32	75	.427	4	18	.222	33	47	.702	35	49	84	5.3	32	0	20	27	1	7	101	6.3
33	Ashby, Julius	12	10	312	26.0	26	58	.448	0	0	.000	10	31	.323	30	34	64	5.3	36	3	11	20	20	9	62	5.2
12	Freeman, Martane	13	0	107	8.2	10	32	.313	3	9	.333	9	15	.600	13	9	22	1.7	16	1	8	6	1	7	32	2.5
32	King-Stockton, M.	12	0	120	10.0	6	15	.400	0	0	.000	6	9	.667	15	13	28	2.3	9	0	0	3	7	5	18	1.5
30	Arrington, Lamont	12	3	76	6.3	5	8	.625	0	0	.000	0	4	.000	4	7	11	0.9	14	0	0	6	4	0	10	0.8
42	McGee, Antoine	16	5	169	10.6	4	14	.286	1	2	.500	1	2	.500	2	9	11	0.7	21	0	12	7	1	5	10	0.6
10	Senger, Scott	7	0	26	3.7	1	2	.500	0	0	.000	0	0	.000	1	3	4	0.6	1	0	0	0	0	2	2	0.3
2	Boidock, Billy	1	0	0	0.0	0	0	.000	0	0	.000	0	0	.000	0	0	0	0.0	1	0	0	0	0	0	0	0.0
	Team														13	18	31	1.9	0		3					
	Colorado	16				387	961	.403	129	380	.339	186	299	.622	209	362	571	35.7	307	14	211	213	81	82	1089	68.1
	Opponents	16				431	947	.455	110	329	.334	254	359	.708	209	429	638	39.9	284	-	262	193	55	99	1226	76.6

Year Opened: 1979

Capacity: 11,076

All-Time Record:

267-119 (.692)

Year	Home Record
2004-05	9-6
2003-04	12-3
2002-03	14-1
2001-02	12-4
2000-01	8-7
1999-00	14-3
1998-99	13-3
1997-98	11-5
1996-97	13-1
1995-96	8-8
1994-95	9-6
1993-94	10-6
1992-93	9-5
1991-92	11-4



Coors Events/Conference Center

1990-91	13-4	1987-88	6-7	1984-85	11-4	1981-82	9-5
1989-90	8-5	1986-87	7-5	1983-84	13-2	1980-81	12-3
1988-89	5-6	1985-86	7-8	1982-83	10-5	1979-80	13-3