

THE TEAMS



WWW.BIG12SPORTS.COM





BAYLOR BEARS

UNIVERSITY FACTS

Location Waco, Texas
Founded 1845
Enrollment 14,040
Nickname Bears
Colors Green and Gold
Web Site www.baylorbears.com
Arena (Capacity) Ferrell Center (10,284)
President Dr. John M. Lilley
Director of Athletics Ian McCaw
Faculty Athletics Representative Michael Rogers
Senior Woman Administrator Nancy Post
Basketball Media Relations Contact Heath Nielsen
Nielsen Office Phone 254/710-3538
Nielsen Cell Phone 254/709-4237
Nielsen E-mail Heath_Nielsen@baylor.edu
Ferrell Center Press Row 254/710-3955
Lettermen Returning/Lost 10/2
Starters Returning/Lost 4/1

HEAD COACH.....SCOTT DREW

Career Record 41-64 (4 seasons)
BU Record 21-53 (3 seasons)



Patrick Fields



2006 - 07 SCHEDULE

November

4	Texas A&M-Commerce {exh.}	Noon
11	Angelo State	7:00 p.m.
	<i>NIT Season Tip-Off, Spokane Wash.</i>	
14	vs. Colorado State [SA]	8:00 p.m.
15	vs. Gonzaga/Rice [SA]	6:30/9:30 p.m.
20	Texas Southern	7:00 p.m.
27	Alcorn State	7:00 p.m.
29	Grambling State	7:00 p.m.

December

2	Texas State	3:00 p.m.
9	South Carolina (FSNSW)	5:00 p.m.
16	at Syracuse	6:00 p.m.
22	Prairie View A&M	7:00 p.m.
28	North Carolina A&T	8:00 p.m.
30	Delaware State	7:00 p.m.

January

2	Centenary	7:00 p.m.
6	at Oklahoma State*	
9	Texas A&M* (FSNSW)	7:00 p.m.
13	Texas Tech* (ESPN Plus)	3:00 p.m.
17	at Kansas State*	7:00 p.m.
20	at Oklahoma* (ESPN Plus)	3:00 p.m.
24	Kansas* (FSNSW)	7:00 p.m.
27	at Texas* (ESPN2)	5:00 p.m.
30	Colorado* (FSNSW)	7:30 p.m.

February

3	at Iowa State*	5:00 p.m.
10	Oklahoma* (ESPN Plus)	3:00 p.m.
14	at Missouri*	6:00 p.m.
17	Texas* (FSNSW)	7:00 p.m.
21	Nebraska* (FSNSW)	6:30 p.m.
24	at Texas A&M* (ESPN Plus)	12:30 p.m.
28	at Texas Tech*	7:00 p.m.

March

3	Oklahoma State* (ESPN Plus)	12:30 p.m.
---	-----------------------------	------------

All times Central

TV listings (in parenthesis) and times are subject to change

** - Big 12 Conference game*

[SA] - Spokane Arena, Spokane, Wash.

- Baylor returns 87.6 percent of its scoring, 84.7 percent of its rebounds and 93.5 percent of its assists from a year ago. Only two players have departed, with the two lost averaging just 6.6 and 2.1 points, respectively.
- The Bears have four of their five starters from 2005-06 available this coming season and 11 of 13 players from last season's roster.
- An underclassman (freshman or sophomore) has been BU's scoring leader in 39 of its last 44 games. In 27 of those contests, a freshman has been the leading point-producer.
- Junior guard Aaron Bruce, an All-Big 12 Honorable Mention choice in 2005-06, is back for his third campaign. While playing a full schedule two years ago, he was the nation's leading freshman scorer. He ranked No. 18 in the Big 12 last season with 13.1 points per game.
- For the first time under head coach Scott Drew, Baylor will be playing a full schedule with a full allotment of scholarships. The Bears played only conference games last year due to NCAA sanctions and have competed for three years with scholarship limits.
- In addition to the returnees, BU will boast three newcomers who were rated in the top 100 nationally. The Bears have had three straight years of recruiting classes ranked in the top 20 nationally.



DR. JOHN M. LILEY
PRESIDENT




IAN MCCAW
DIRECTOR OF ATHLETICS



MICHAEL ROGERS
FACULTY ATHLETICS REPRESENTATIVE



NANCY POST
SENIOR WOMAN ADMINISTRATOR



HEATH NIELSEN
MEDIA RELATIONS CONTACT



2006 - 07 ROSTER

No.	Name	Pos	Ht	Wt	Class	Hometown/Previous School(s)
14	Aaron Bruce	G	6-3	195	Jr.	Horsham, Victoria/Horsham College
20	Tim Bush	F	6-6	240	Sr.	New Orleans, La./Archbishop Shaw/LSU
45	Tweety Carter	G	5-10	190	Fr.	LaPlace, La./Reserve Christian School
15	Mamadou Diene	C	7-0	255	So.	Yeumbeul, Senegal/Jean de la Fontaine
5	Henry Dugat	G	6-0	170	So.	Dayton, Texas/Dayton
10	Patrick Fields	G/F	6-6	205	Sr.	San Antonio, Texas/Jay/Mississippi/Panola JC
22	Richard Hurd	F	6-5	205	Jr.	Cleveland, Texas/Heritage Christian Academy
0	Curtis Jerrells	G	6-1	200	So.	Austin, Texas/Del Valle
50	Josh Lomers	C	7-1	250	Fr.	Boerne, Texas/Boerne
23	Kevin Rogers	F	6-9	235	So.	Dallas, Texas/South Oak Cliff
40	Mark Shepherd	F	6-9	210	Jr.	Austin, Texas/St. Michael's Academy
2	Carl Sims	G	5-10	165	So.	Waco, Texas/Waco
1	Djibril "Penny" Thiam	F	6-8	195	Fr.	Dakar, Senegal/Stoneridge [Calif.] Prep
13	Jari Vanttaja	F	6-10	220	Fr.	Oulu, Finland/South Tapiola

Head Coach: Scott Drew (Butler '93)

Assistant Coaches: Matthew Driscoll (Slippery Rock '92), Mark Morefield (Valparaiso '98), Jerome Tang

Director of Basketball Operations: Stephen Brough (Miami, '96)

2006 - 07 NEWCOMERS

Demond "Tweety" Carter, G, 5-10, 190, LaPlace, La./ Reserve Christian School

- First McDonald's All-America selection to attend Baylor
- Top scoring high school player in U.S. history (7,457 points)
- Set national high school single-season record with 287 three-pointers as a senior in 2005-06
- Five-time Most Outstanding Player of the Year in Louisiana

Josh Lomers, C, 7-1, 250, Boerne, Texas/Boerne

- Listed the nation's No. 8 center by Rivals.com and No. 16 by Scout.com
- Averaged 23 points and shot 73.4 percent from the field as a senior
- Invited to "NBA Top Prospects" and Nike All-America camps in 2005

Djibril "Penny" Thiam, F, 6-8, 195, Dakar, Senegal/ Stoneridge (Calif.) Prep

- Rated the No. 22 small forward nationally by Rivals.com
- Helped lead Stoneridge to a No. 14 national ranking

2005 - 06 RESULTS (4-13, 4-12 Big 12)

Date	Opponent	Result	Attend.
J11	at Texas Tech*	L, 61-79	7,859
J14	Oklahoma State* (ESPN Plus)	L, 48-66	8,847
J18	at Colorado*	L, 48-81	3,440
J21	Texas* (ESPN Plus)	L, 47-66	8,256
J25	Oklahoma*	L, 52-82	5,217
J28	at Texas A&M* (FSN)	L, 70-72	11,501
F1	Kansas State*	W, 72-70 (ot)	4,788
F4	at Nebraska* (ESPN Plus)	L, 45-60	10,360
F7	Missouri* (FSN)	W, 90-64	4,895
F11	at Oklahoma* (ESPN Plus)	L, 52-80	11,931
F14	at Texas* (FSN)	L, 63-90	10,269
F18	Texas A&M* (ESPN Plus)	L, 60-64	7,254
F21	at Kansas*	L, 61-76	16,300
F25	Iowa State* (ESPN Plus)	W, 91-73	5,782
M1	Texas Tech*	W, 77-66	5,818
M4	at Oklahoma State*	L, 76-79	11,930
M9	vs. Colorado# (ESPN Plus)	L, 61-65	17,799

* - Big 12 Conference game

- Phillips 66 Big 12 Championship
(FSN) - FSN Southwest



BAYLOR BEARS

HEAD COACH SCOTT DREW

Alma Mater: Butler, 1993
Record at Baylor: 21-53 (3 seasons)
Overall Record: 41-64 (4 seasons)
Coaching Experience: Head Coach, Baylor, 2003 - present
 Head Coach, Valparaiso, 2002-03 (20-11)
 Associate Head Coach, Valparaiso, 2001-02
 Assistant Coach, Valparaiso, 1993-2001
 Head Coach, Athletes in Action, 1997
 Assistant Coach, Athletes in Action, 1995
 Student Assistant Coach, Butler, 1991-93

Basketball Playing

Experience: None (Butler student assistant, 1991-93)

Education: B.S., Butler (1993)
 Masters, Valparaiso (1994)

Personal: Date of Birth: Oct. 23, 1970
 Wife: Kelly
 Children: Mackenzie

Basketball Office: Phone: 254/710-3096
 Fax: 254/710-3743

Director of Basketball

Operations: Stephen Brough

Basketball Secretary: Karen Craig



Year-by-Year Coaching Record

Year	School	Overall	League	Conf. Tourn.	Postseason
2002-03	Valparaiso	20-11	12-2 (1st)	2-1	NIT (0-1)
2003-04	Baylor	8-21	3-13 (11th)		
2004-05	Baylor	9-19	1-15 (12th)		
2005-06	Baylor	4-13	4-12 (12th)	0-1	



BAYLOR COACHES

Coch	Years	Seasons	Won	Lost	Pct.	Conf. Titles	NCAA	NIT
Luther Burleson	1907-08	2	10	9	.526	—	—	—
Enoch Mills	1909-10	2	19	10	.655	—	—	—
Ralph Gaze	1911-14	3	26	7	.788	—	—	—
Norman Paine	1914	1	1	8	.111	—	—	—
Charles Moseley	1915-20	6	28	65	.301	0	—	—
Frank Bridges	1921-26	6	51	78	.395	0	—	—
Ralph Wolf	1927-41	15	148	129	.534	1	0	0
Bill Henderson	1942-43, 45-61	19	201	233	.463	4	3	0
Van Sweet	1944-45	2	6	27	.182	0	0	0
Bill Menefee	1962-73	12	149	144	.509	0	0	0
Carroll Dawson	1973-76	4	42	51	.452	0	0	0
Jim Haller	1976-85	9	104	130	.444	0	0	0
Gene Iba	1985-92	7	98	106	.480	0	1	2
Darrel Johnson	1992-94	2	32	22	.596	0	0	0
Harry Miller	1994-99	5	56	87	.392	0	0	0
Dave Bliss	1999-03	4	61	57	.517	0	0	1
Scott Drew	2003 -	3	21	53	.284	0	0	0

ALL-TIME RECORD

Seasons	W	L	Pct.
100	1056	1218	.464

ALL-TIME CONFERENCE RECORD

Conference	W	L	Pct.
Southwest	477	651	.423
<u>Big 12</u>	<u>41</u>	<u>119</u>	<u>.256</u>
	518	670	.436



2005 - 06 OVERALL STATISTICS

#	Player	GP	GS	Min	Avg	TOTAL			3-POINTERS			REBOUNDS										Pts	Avg			
						FG	FGA	Pct	FG	FGA	Pct	FT	FTA	Pct	Off	Def	Tot	Avg	PF	FO	A			TO	Blk	Stl
00	Jerrells, Curtis	17	17	567	33.4	82	187	.439	29	79	.367	37	51	.725	11	41	52	3.1	30	0	56	49	2	24	230	13.5
14	Bruce, Aaron	17	17	529	31.1	75	201	.373	44	108	.407	29	36	.806	9	51	60	3.5	42	3	55	46	1	6	223	13.1
10	Fields, Patrick	16	0	270	16.9	38	81	.469	19	42	.452	38	51	.745	7	21	28	1.8	21	0	7	25	1	12	133	8.3
5	Dugat, Henry	15	0	364	24.3	39	111	.351	23	63	.365	7	12	.583	2	31	33	2.2	36	2	20	35	0	10	108	7.2
32	Swanson, Tommy	17	17	419	24.6	38	89	.427	7	23	.304	29	42	.690	32	49	81	4.8	54	4	10	19	14	14	112	6.6
23	Rogers, Kevin	17	0	358	21.1	37	96	.385	0	0	.000	30	39	.769	26	42	68	4.0	28	1	6	24	9	11	104	6.1
20	Bush, Tim	17	17	366	21.5	19	65	.292	5	22	.227	15	20	.750	13	35	48	2.8	34	0	15	16	1	12	58	3.4
15	Diene, Mamadou	17	17	395	23.2	24	47	.511	0	0	.000	6	18	.333	40	59	99	5.8	64	7	10	32	38	9	54	3.2
12	Shipman, Kevis	10	0	57	5.7	6	18	.333	5	16	.313	4	5	.800	1	1	2	0.2	2	0	2	1	0	1	21	2.1
1	Sims, Carl	10	0	23	2.3	6	13	.462	2	4	.500	4	5	.800	0	5	5	0.5	8	0	2	6	0	4	18	1.8
40	Shepherd, Mark	12	0	54	4.5	3	8	.375	0	0	.000	4	10	.400	6	4	10	0.8	17	2	1	1	4	1	10	0.8
22	Hurd, Richard	10	0	23	2.3	0	7	.000	0	3	.000	3	9	.333	3	4	7	0.7	4	0	2	2	2	1	3	0.3
TM	Team														20	29	49	2.9	0		3					
	Baylor	17				367	923	.398	134	360	.372	206	298	.691	170	372	542	31.9	340	19	186	259	72	105	1074	63.2
	Opponents	17				427	965	.442	109	302	.361	270	378	.714	228	441	669	39.4	289	-	261	216	69	110	1233	72.5

2005 - 06 CONFERENCE ONLY STATISTICS


#	Player	GP	GS	Min	Avg	TOTAL			3-POINTERS						REBOUNDS											
						FG	FGA	Pct	FG	FGA	Pct	FT	FTA	Pct	Off	Def	Tot	Avg	PF	FO	A	TO	Blk	Stl	Pts	Avg
00	Jerrells, Curtis	16	16	532	33.2	75	172	.436	27	72	.375	33	46	.717	11	40	51	3.2	28	0	53	46	2	22	210	13.1
14	Bruce, Aaron	16	16	496	31.0	69	188	.367	43	100	.430	27	33	.818	8	50	58	3.6	42	3	52	45	1	6	208	13.0
10	Fields, Patrick	15	0	248	16.5	35	74	.473	18	39	.462	32	45	.711	7	19	26	1.7	20	0	6	22	1	11	120	8.0
5	Dugat, Henry	14	0	350	25.0	38	107	.355	23	61	.377	7	12	.583	2	31	33	2.4	33	2	18	32	0	10	106	7.6
32	Swanson, Tommy	16	16	393	24.6	35	81	.432	6	20	.300	29	42	.690	31	43	74	4.6	49	3	10	19	13	13	105	6.6
23	Rogers, Kevin	16	0	331	20.7	36	89	.404	0	0	.000	28	37	.757	24	37	61	3.8	26	1	5	23	7	9	100	6.3
20	Bush, Tim	16	16	347	21.7	19	63	.302	5	21	.238	15	20	.750	12	32	44	2.8	32	0	15	14	1	12	58	3.6
15	Diene, Mamadou	16	16	371	23.2	24	46	.522	0	0	.000	6	18	.333	39	55	94	5.9	59	6	8	32	34	9	54	3.4
12	Shipman, Kevis	10	0	57	5.7	6	18	.333	5	16	.313	4	5	.800	1	1	2	0.2	2	0	2	1	0	1	21	2.1
1	Sims, Carl	9	0	23	2.6	6	13	.462	2	4	.500	4	5	.800	0	5	5	0.6	7	0	2	6	0	4	18	2.0
40	Shepherd, Mark	12	0	54	4.5	3	8	.375	0	0	.000	4	10	.400	6	4	10	0.8	17	2	1	1	4	1	10	0.8
22	Hurd, Richard	9	0	23	2.6	0	7	.000	0	3	.000	3	9	.333	3	4	7	0.8	4	0	2	2	2	1	3	0.3
TM	Team														17	27	44	2.8	0		3					
	Baylor	16				346	866	.400	129	336	.384	192	282	.681	161	348	509	31.8	319	17	174	246	65	99	1013	63.3
	Opponents	16				406	910	.446	104	282	.369	252	354	.712	215	412	627	39.2	273	-	247	202	63	105	1168	73.0

Year Opened: 1998

Capacity: 10,284

All-Time Record:

156-114 (.578)



Ferrell Center

Year	Home Record
2005-06	4-4
2004-05	8-9
2003-04	6-11
2002-03	10-6
2001-02	12-4
2000-01	14-3
1999-00	11-7
1998-99	5-10
1997-98	10-4
1996-97	14-3
1995-96	7-7
1994-95	7-8
1993-94	11-3
1992-93	11-3
1991-92	7-7
1990-91	6-8
1989-90	9-6
1988-89	4-11




COLORADO BUFFALOES

UNIVERSITY FACTS

LocationBoulder, Colorado
 Founded 1876
 Enrollment 28,624
 Nickname Buffaloes, Buffs
 Colors Silver, Black and Gold
 Web Site www.cubuffs.com
 Arena (Capacity) Coors Events/
 Conference Center (11,064)
 Chancellor George P. "Bud" Peterson
 Director of Athletics Mike Bohn
 Faculty Athletics Representative David Clough
 Senior Woman Administrator Ceal Barry
 Basketball Media Relations Contact Andrew Green
 Green Office Phone 303/492-3812
 Green Cell Phone 720/470-9780
 Green E-mail andrew.green@colorado.edu
 Coors Events Center Press Row 303/492-1552
 Lettermen Returning/Lost 5/12
 Starters Returning/Lost 2/3

HEAD COACH..... RICARDO PATTON

Career Record 177-140 (11 seasons)
 CU Record 177-140 (11 seasons)



Marcus King-Stockton



2006 - 07 SCHEDULE

November

2	Basketball Travelers {exh.}	7:00 p.m.
7	Regis {exh.}	7:00 p.m.
10	Denver (FSNRM)	8:30 p.m.
14	at New Mexico	7:00 p.m.
18	Air Force	7:00 p.m.
21	at Utah	8:00 p.m.
26	Wyoming (FSNRM)	2:00 p.m.
29	at UNC Wilmington	5:00 p.m.

December

2	Northern Colorado	7:00 p.m.
4	Pepperdine	7:00 p.m.
9	Colorado State (FSNRM)	7:00 p.m.
23	UC Davis	1:00 p.m.
30	TCU	1:00 p.m.

January

3	Central Florida	5:30 p.m.
6	Texas* (ESPN Plus)	2:00 p.m.
10	at Oklahoma* (FSNRM)	6:00 p.m.
13	Texas A&M* (FSNRM)	5:00 p.m.
17	Iowa State* (FSNRM)	7:00 p.m.
20	at Nebraska* (ESPN Plus)	4:00 p.m.
24	Missouri* (FSNRM)	7:00 p.m.
27	at Kansas* (ESPN Plus)	11:30 a.m.
30	at Baylor* (FSNRM)	6:30 p.m.

February

3	Oklahoma State* (ESPN Plus)	2:00 p.m.
10	at Kansas State* (ESPN Plus)	4:00 p.m.
14	Kansas* (FSNRM)	7:00 p.m.
17	at Texas Tech*	5:30 p.m.
21	at Iowa State*	6:00 p.m.
24	Kansas State* (ESPN Plus)	2:00 p.m.
28	at Missouri*	

March

3	Nebraska* (ESPN Plus)	11:30 a.m.
---	-----------------------	------------

All times Mountain

TV listings (in parenthesis) and times are subject to change

* - Big 12 Conference game

(FSNRM) - Fox Sports Net Rocky Mountain

- Guard Richard Roby is the top scoring returnee among juniors in the Big 12. He needs 10 points to become the 24th player to score 1,000 points at Colorado.
- The Buffaloes bring back their scoring, rebounding and assist leaders from a year ago. Roby topped the squad with 17.0 points and 5.5 rebounds per game in 2005-06. Senior guard Marcus Hall was first with 124 assists.
- Roby needs 10 points to break the 1,000-point plateau for his career. If he duplicates his scoring total from a year ago (510 points) he would rank seventh on the all-time Colorado scoring list.
- Head coach Ricardo Patton has led the Buffs to the postseason in six of his 10 years (2 NCAA, 4 NIT) as head coach. He has 177 career victories at CU, second on the all-time school coaching ledger.
- CU had its third 20-win season in the last 10 years in 2005-06. The Buffs have recorded three of the four 20-win ledgers in school history under Patton.
- Colorado is tied (Texas) for the largest class of incoming recruits in the Big 12. Among the newcomers expected to contribute immediately is Jermey Jackson-Wilson, a transfer from Ohio State. He was rated as a top-50 recruit nationally out of high school.



GEORGE P. "BUD" PETERSON
CHANCELLOR



MIKE BOHN
DIRECTOR OF ATHLETICS



DAVID CLOUGH
FACULTY ATHLETICS REPRESENTATIVE



CEAL BARRY
SENIOR WOMAN ADMINISTRATOR



ANDREW GREEN
MEDIA RELATIONS CONTACT



2006 - 07 ROSTER

No.	Name	Pos	Ht	Wt	Class	Hometown/Previous School(s)
55	Kalvin Bay	G	6-1	170	Fr.	Tempe, Ariz./Marcos de Niza
44	Trent Beckley	F	6-10	220	Fr.	Vail, Colo./Battle Mountain
11	Dominique Coleman	G	6-3	180	Sr.	Oakland, Calif./Key West/Hillsborough Junior College
21	Marcus Hall	G	6-1	190	Sr.	Houston, Texas/Jersey Village
2	James Inge	G	6-4	180	Fr.	Camden, N.J./Woodrow Wilson
31	Jermyl Jackson-Wilson	F	6-5	220	So.	Milwaukee, Wis./Fork Union M.A./Rufus King/Ohio State
32	Marcus King-Stockton	F	6-9	230	Jr.	Denver, Colo./Colorado Academy
41	Sean Kowal	C	6-10	235	Fr.	St. Louis, Mo./De Smet Jesuit
35	Chase Perkowski	G	6-2	185	So.	San Juan Capistrano, Calif./Santa Margarita Catholic
23	Richard Roby	G	6-6	205	Jr.	San Bernardino, Calif./Lawrence Academy [Mass.]
13	Xavier Silas	G	6-5	195	Fr.	Austin, Texas/Stephen F. Austin HS/Brewster Academy [N.H.]
12	Dwight Thorne	G	6-3	180	Fr.	Arlington, Texas/Martin
11	Marc Van Burck	C	6-11	255	Fr.	Star City, Saskatchewan/Luther
5	Jeremy Williams	F	6-7	215	Fr.	Memphis, Tenn./Hamilton

Head Coach: Ricardo Patton (Belmont '80)

Assistant Coaches: John Anderson (Stillman College '80), Paul Graham (North Texas State '74), Sundance Wicks (Northern State '03)

Director of Basketball Operations: Will Smith (Colorado '00)

2006 - 07 NEWCOMERS

Kalvin Bay, G, 6-1, 170, Tempe, Ariz./Marcos de Niza

- Holds the Arizona High School record for assists in a game (15)
- Second in the state with 41 consecutive free throws made

**Jermyl Jackson-Wilson, F, 6-5, 220, Milwaukee, Wis./
Fork Union Military Academy**

- Rated the No. 46 prep player nationally by HoopScoop
- An All-City and All-Area selection following last season

Sean Kowal, C, 6-10, 235, St. Louis, Mo./De Smet Jesuit

- Metro Catholic Conference honorable mention selection in 2005-06
- Averaged 7.6 points and 5.6 rebounds last season

Xavier Silas, G, 6-5, 195, Austin, Texas/Brewster Academy [N.H.]

- Holds Brewster Academy record for points in a season with 738
- All-District first-team and All-Central Texas first-team by the *Austin American-Statesman*

Dwight Thorne, G, 6-3, 180, Arlington, Texas/Martin

- Rated No. 20 in Texas according to Texashoops.com
- Became first player in 22 years to play all four years on the varsity team at his school

Marc Van Burck, C, 6-11, 255, Star City, Saskatchewan/Luther

- Averaged 24 points, 15 rebounds and four blocks a season ago
- Played on the Canadian Junior National Team the last two years

Jeremy Williams, F, 6-7, 215, Memphis, Tenn./Hamilton

- Member of Class AAA high school championship team (39-0)
- Led his team to the No. 7 national ranking by USA Today
- Rated the No. 9 player in Tennessee
- Rated the No. 32 forward in the nation by Rivals.com

2005 - 06 RESULTS (20-10, 9-7 Big 12)

Date	Opponent	Result	Attend.
N18	UNC Wilmington	W, 73-54	3,268
N21 at	Colorado State (FSN)	L, 82-83	5,868
N26 vs.	St. Mary's (Calif.) {PC} (FSN)	W, 73-54	5,035
N29 at	Pennsylvania	W, 78-60	6,249
D3	Cal Poly	W, 93-75	1,559
D7	Utah (FSN)	W, 76-52	2,472
D17	UC-Irvine	W, 96-80	1,416
D20 at	TCU (FSN)	W, 77-59	3,321
D22	Mercer	W, 117-74	2,010
D31	Dartmouth	W, 83-65	2,534
J3	Savannah State	W, 116-52	1,424
J7 at	Texas* (ESPN Plus)	L, 64-89	14,168
J11	Kansas* (FSN)	L, 63-75	10,586
J14 at	Missouri* (ESPN Plus)	W, 74-71	10,684
J18	Baylor*	W, 81-48	3,440
J21 at	Oklahoma State* (ESPN Plus)	W, 80-78 (ot)	13,046
J25	Nebraska* (FSN)	W, 81-59	6,988
J28	Kansas State* (FSN)	W, 79-75	8,074
F5 at	Iowa State* (ESPN Plus)	L, 79-96	13,358
F8 at	Texas A&M* (FSN)	L, 58-61	6,876
F11	Texas Tech* (ESPN Plus)	W, 66-64	8,601
F15	Oklahoma* (ESPN2)	W, 84-75	7,845
F18 at	Kansas State* (ESPN Plus)	L, 60-72	9,768
F22 at	Nebraska*	L, 77-93	10,016
F25	Missouri* (ESPN Plus)	W, 78-60	7,081
M1 at	Kansas*	L, 54-75	16,300
M4	Iowa State*	W, 84-82	10,102
M9 vs.	Baylor# (ESPN Plus)	W, 65-61	17,799
M10 vs.	Texas A&M# (ESPN Plus)	L, 53-86	18,464
M15	Old Dominion+	L, 62-79	2,890

* - Big 12 Conference game # - Phillips 66 Big 12 Championship
 {PC} - Pepsi Center - Denver, Colo.
 + - National Invitation Tournament
 (FSN) - FSN Rocky Mountain



COLORADO BUFFALOES

HEAD COACH RICARDO PATTON

Alma Mater: Belmont, 1980
Record at Colorado: 177-140 (11 seasons)
Overall Record: 177-140 (11 seasons)
Coaching Experience: Head Coach, Colorado, 1996 - present
 Assistant Coach, Colorado, 1993-96
 Assistant Coach, Tennessee State, 1991-93
 Assistant Coach, Arkansas-Little Rock, 1990-91
 Assistant Coach, Middle Tennessee, 1988-90

Basketball Playing

Experience: Belmont, 1978-80
Education: B.A., Physical Education, Belmont (1980)
 M.A., Administration & Supervision,
 Trevecca Nazarene (1989)

Personal: Date of Birth: October 23, 1958

Wife: Jennifer

Children: Ricardo, Jr., Michael

Basketball Office: Phone: 303/492-6877

Fax: 303/492-6607

Director of Basketball

Operations: Will Smith

Secretary: Susan Pryor

Year-by-Year Coaching Record

Year	School	Overall	League	Conf. Tourn.	Postseason
1995-96	Colorado*	4-9	4-8 (8th)	0-1	
1996-97	Colorado	22-10	11-5 (2nd)	0-1	NCAA (1-1)
1997-98	Colorado	13-14	7-9 (7th)	0-1	
1998-99	Colorado	18-15	7-9 (7th)	1-1	NIT (1-1)
1999-00	Colorado	18-14	7-9 (7th)	1-1	NIT (0-1)
2000-01	Colorado	15-15	5-11 (9th)	0-1	
2001-02	Colorado	15-14	5-11 (9th)	1-1	
2002-03	Colorado	20-12	9-7 (5th)	1-1	NCAA (0-1)
2003-04	Colorado	18-11	10-6 (4th)	0-1	NIT (0-1)
2004-05	Colorado	14-16	4-12 (11th)	1-1	
2005-06	Colorado	20-10	9-7 (5th)	1-1	NIT (0-1)

* - Named Interim head coach during the season



COLORADO COACHES

Coch	Years	Seasons	Won	Lost	Pct.	Conf. Titles	NCAA	NIT
No coach	1902-06	5	18	15	.545	—	—	—
Frank R. Castleman	1907-12	6	32	22	.592	—	—	—
John McFadden	1913-14	2	12	7	.583	—	—	—
James N. Ashmore	1915-17	3	16	10	.615	—	—	—
Melbourne C. Evans	1918	1	9	2	.818	—	—	—
Joe Mills	1919-24	6	30	24	.556	—	—	—
Howard Beresford	1925-33	9	76	51	.598	—	—	—
Henry P. Iba	1934	1	9	8	.529	—	—	—
Earl Clark	1935	1	3	9	.250	—	—	—
Forrest B. Cox	1936-50	13	147	89	.623	0	3	2
H.B. Lee	1951-56	6	63	74	.459	2	2	0
Russell Walseth	1957-76	20	261	245	.516	3	3	0
Bill Blair	1977-81	5	67	69	.493	0	0	0
Tom Apke	1982-86	5	59	81	.421	0	0	0
Tom Miller	1986-90	4	35	79	.307	0	0	0
Joe Harrington	1990-96	6	67	76	.469	0	0	2
Ricardo Patton	1996 -	11	177	140	.558	0	2	4

ALL-TIME RECORD

Seasons	W	L	Pct.
105	1085	1034	.512

ALL-TIME CONFERENCE RECORD

Conference	W	L	Pct.
Rocky Mountain	159	103	.607
Mountain States	63	21	.750
Big Seven	59	73	.447
Big Eight	203	329	.382
Big 12	74	86	.463
	569	617	.480

COLORADO BUFFALOES



2005 - 06 OVERALL STATISTICS

#	Player	GP	GS	Min	Avg	TOTAL			3-POINTERS						REBOUNDS											
						FG	FGA	Pct	FG	FGA	Pct	FT	FTA	Pct	Off	Def	Tot	Avg	PF	FO	A	TO	Blk	Stl	Pts	Avg
23	Roby, Richard	30	29	905	30.2	172	408	.422	63	177	.356	103	140	.736	46	118	164	5.5	52	1	74	64	27	62	510	17.0
15	Copeland, Chris	30	28	730	24.3	124	282	.440	50	140	.357	64	93	.688	50	102	152	5.1	72	1	47	46	32	23	362	12.1
21	Hall, Marcus	30	23	797	26.6	102	249	.410	36	105	.343	22	32	.688	15	62	77	2.6	43	0	124	57	5	38	262	8.7
12	Freeman, Martane	29	4	505	17.4	81	159	.509	13	42	.310	55	80	.688	57	37	94	3.2	67	1	35	33	14	31	230	7.9
4	Osborn, Andy	30	16	578	19.3	77	197	.391	53	152	.349	18	24	.750	33	74	107	3.6	58	1	27	22	26	12	225	7.5
5	Obazuaye, Jayson	30	24	550	18.3	89	177	.503	3	14	.214	28	65	.431	47	64	111	3.7	52	2	44	42	5	17	209	7.0
33	Ashby, Julius	22	12	394	17.9	41	95	.432	0	0	.000	24	35	.686	36	57	93	4.2	56	2	16	29	25	5	106	4.8
3	Carder, Kyle	4	0	28	7.0	7	11	.636	5	9	.556	0	0	.000	0	1	1	0.3	1	0	2	2	0	0	19	4.8
11	Coleman, Dom.	27	2	402	14.9	48	114	.421	7	31	.226	16	33	.485	24	42	66	2.4	38	0	53	41	6	32	119	4.4
1	Eddy, Glean	29	1	298	10.3	34	74	.459	9	24	.375	34	45	.756	33	54	87	3.0	26	0	19	28	3	6	111	3.8
10	Senger, Scott	19	1	107	5.6	14	27	.519	0	0	.000	11	16	.688	20	13	33	1.7	9	0	7	9	5	6	39	2.1
32	King-Stockton, M.	30	3	336	11.2	24	57	.421	0	0	.000	5	16	.313	41	56	97	3.2	49	0	16	17	17	8	53	1.8
25	Williams, Calvin	15	0	112	7.5	9	31	.290	0	1	.000	8	19	.421	20	25	45	3.0	23	0	3	7	4	0	26	1.7
35	Perkowski, Chase	3	0	7	2.3	1	1	1.000	0	0	.000	2	2	1.000	1	0	1	0.3	0	0	0	1	0	1	4	1.3
30	Arrington, Lamont	19	1	79	4.2	6	18	.333	0	0	.000	5	11	.455	7	12	19	1.0	17	0	1	7	4	2	17	0.9
2	Boidock, Billy	8	1	15	1.9	2	5	.400	1	2	.500	0	0	.000	0	1	1	0.1	1	0	1	2	0	2	5	0.6
42	McGee,Antoine	27	5	182	6.7	3	15	.200	0	4	.000	2	4	.500	3	4	7	0.3	23	0	28	10	1	9	8	0.3
TM	Team														43	29	72	2.4	1		3					
	Colorado	30				834	1920	.434	240	701	.342	397	615	.646	476	751	1227	40.9	588	8	497	420	174	254	2305	76.8
	Opponents	30				735	1754	.419	210	585	.359	427	639	.668	385	721	1106	36.9	573	-	434	471	104	159	2107	70.2

2005 - 06 CONFERENCE ONLY STATISTICS

#	Player	GP	GS	Min	Avg	TOTAL			3-POINTERS						REBOUNDS											
						FG	FGA	Pct	FG	FGA	Pct	FT	FTA	Pct	Off	Def	Tot	Avg	PF	FO	A	TO	Blk	Stl	Pts	Avg
23	Roby, Richard	16	15	527	32.9	103	248	.415	37	110	.336	62	82	.756	30	63	93	5.8	32	1	40	41	18	35	305	19.1
15	Copeland, Chris	16	14	416	26.0	62	155	.400	30	84	.357	32	48	.667	27	54	81	5.1	33	0	30	27	18	9	186	11.6
21	Hall, Marcus	16	11	462	28.9	54	150	.360	25	69	.362	16	23	.696	6	41	47	2.9	25	0	66	32	4	14	149	9.3
12	Freeman, Martane	15	4	272	18.1	43	93	.462	6	22	.273	26	40	.650	34	22	56	3.7	37	0	14	20	6	15	118	7.9
4	Osborn, Andy	16	4	296	18.5	36	104	.346	30	87	.345	10	12	.833	15	36	51	3.2	32	0	11	9	9	5	112	7.0
5	Obazuaye, Jayson	16	10	244	15.3	29	68	.426	2	6	.333	14	29	.483	24	22	46	2.9	28	0	17	18	0	8	74	4.6
33	Ashby, Julius	16	10	292	18.3	24	61	.393	0	0	.000	16	24	.667	28	40	68	4.3	45	2	11	17	20	4	64	4.0
11	Coleman, Dom.	13	0	181	13.9	18	48	.375	4	12	.333	9	16	.563	14	16	30	2.3	19	0	27	19	4	9	49	3.8
1	Eddy, Glean	15	1	140	9.3	12	31	.387	2	6	.333	16	22	.727	13	23	36	2.4	15	0	12	15	2	0	42	2.8
10	Senger, Scott	6	1	25	4.2	6	8	.750	0	0	.000	2	2	1.000	3	4	7	1.2	2	0	0	2	0	1	14	2.3
25	Williams, Calvin	5	0	34	6.8	4	10	.400	0	0	.000	3	6	.500	7	9	16	3.2	5	0	0	2	1	0	11	2.2
32	King-Stockton, M.	16	3	202	12.6	12	29	.414	0	0	.000	4	11	.364	25	33	58	3.6	28	0	7	8	10	5	28	1.8
30	Arrington, Lamont	9	1	36	4.0	2	8	.250	0	0	.000	2	4	.500	3	5	8	0.9	10	0	0	4	2	0	6	0.7
42	McGee, Antoine	13	5	94	7.2	2	8	.250	0	1	.000	0	1	.000	2	0	2	0.2	11	0	13	3	1	3	4	0.3
2	Boydock, Billy	3	1	3	1.0	0	1	.000	0	1	.000	0	0	.000	0	0	0	0.0	0	0	0	0	0	0	0	0.0
35	Perkowski, Chase	1	0	1	1.0	0	0	.000	0	0	.000	0	0	.000	0	0	0	0.0	0	0	0	0	0	0	0	0.0
TM	Team														30	14	44	2.8	1		2					
	Colorado	16				407	1022	.398	136	398	.342	212	320	.663	261	382	643	40.2	323	3	248	219	95	108	1162	72.6
	Opponents	16				411	957	.429	110	310	.355	241	359	.671	225	408	633	39.6	299	-	254	222	58	81	1173	73.3

Year Opened: 1979

Capacity: 11,076

All-Time Record:

281-121 (.699)

Year	Home Record
2005-06	14-2
2004-05	9-6
2003-04	12-3
2002-03	14-1
2001-02	12-4
2000-01	8-7
1999-00	14-3
1998-99	13-3
1997-98	11-5
1996-97	13-1
1995-96	8-8
1994-95	9-6
1993-94	10-6
1992-93	9-5
1991-92	11-4



Coors Events/Conference Center

1990-91	13-4	1987-88	6-7	1984-85	11-4	1981-82	9-5
1989-90	8-5	1986-87	7-5	1983-84	13-2	1980-81	12-3
1988-89	5-6	1985-86	7-8	1982-83	10-5	1979-80	13-3